

# 2013 KENTUCKY BASEBALL

28-19, 10-14 SEC

## NO. 1 VANDERBILT

May 10-12

Lexington, Ky.

Cliff Hagan Stadium

### February [7-1]

15	vs. UNC Asheville (at Wofford)	W, 9-2
17	vs. Niagara (at Wofford)	W, 20-3
18	at USC Upstate	W, 11-10
21	vs. Kansas State (Pelicans Park)	L, 5-7
22	vs. Elon (Pelicans Park)	W, 6-1
24	at Coastal Carolina	W, 8-2
26	Murray State	W, 11-5
27	Eastern Kentucky	W, 6-2

### March [14-5, 6-3 SEC]

1	Akron	W, 21-2
2	Akron	W, 7-0
3	Akron	W, 9-2
6	Xavier	W, 6-3
8	Michigan State	W, 2-1
9	Michigan State	L, 1-6
10	Michigan State	W, 3-1
12	Ohio	W, 6-3
15	*at Florida	L, 1-4
16	*at Florida	W, 11-5
17	*at Florida	W, 6-2
19	Western Kentucky	L, 3-6
22	*No. 14 Mississippi State	L, 4-8
23	*No. 14 Mississippi State	W, 4-3
23	*No. 14 Mississippi State	W, 3-2
27	Marshall	W, 8-2
29	*Georgia	W, 3-2 (10)
30	*Georgia	L, 6-7
31	*Georgia	W, 5-0

### April [5-11, 3-9 SEC]

2	at No. 9 Louisville	W, 5-4 (10)
5	*at No. 2 LSU	L, 1-11
6	*at No. 2 LSU	L, 1-9
7	*at No. 2 LSU	L, 4-11
9	Austin Peay	W, 6-3
12	*Tennessee	W, 5-4
13	*Tennessee	L, 9-10
14	*Tennessee	L, 0-5
16	No. 8 Louisville	L, 5-12
19	*at No. 14 South Carolina	L, 2-5
20	*at No. 14 South Carolina	L, 6-7 (11)
21	*at No. 14 South Carolina	L, 1-3
23	%at Western Kentucky	L, 2-3 (18)
25	*at No. 16 Ole Miss	W, 3-2
26	*at No. 16 Ole Miss	L, 5-11
27	*at No. 16 Ole Miss	W, 5-4

### May [2-2, 1-2 SEC]

3	*No. 14 Arkansas	L, 1-2
4	*No. 14 Arkansas	L, 3-5
5	*No. 14 Arkansas	W, 4-3
7	Wright State	W, 4-1
10	*No. 1 Vanderbilt	6:30 p.m.
11	*No. 1 Vanderbilt	7:00 p.m.
12	*No. 1 Vanderbilt	1:00 p.m.
14	No. 14 Indiana	6:30 p.m.
16	*at Missouri	7:00 p.m.
17	*at Missouri	7:00 p.m.
18	*at Missouri	2:00 p.m.
21-27	SEC Tournament	TBA

\*: denotes SEC game;

%: Bowling Green Ballpark (Bowling Green, Ky.)

### QUICK NOTES

- Kentucky leads the SEC in one-run wins, posting a 10-5 record in one-run games in 2013. UK has three more one-run wins than the next closest team in the SEC.
- UK has won 84 consecutive games when staked to a lead after the eighth inning, dating back to 2011. UK won its final 21 games when holding an eighth inning lead in 2011, went 41-0 in 2012 and are 21-0 in 2013. Since Trevor Gott arrived on campus, UK is 85-1 when holding an eighth-inning lead.
- UK is in the midst of a stretch of facing 14 of 16 ranked opponents. All told, eight of UK's 10 SEC weekends are against teams that have been ranked in the top-25 in 2013.
- The Wildcats rank as the league leader in HBP, getting plunked by 78 pitches in 2013. Austin Cousino has been hit by an SEC-leading 20 pitches, with Micheal Thomas ranking second on the UK team with 15 HBP.
- With an error on Sunday vs. Georgia, Riddle snapped a streak of 358.2 consecutive errorless innings worked, dating back to May 11, 2012 vs. Alabama. During the summer, while playing second base every day, Riddle led the Cape Cod League in defensive assists.
- UK's series win over No. 16 Ole Miss last weekend was its first since the 2007 and just the third in program history, also winning in Oxford in 2001 and 2007.
- After Kentucky allowed a double steal at Florida on Saturday in the second inning, it snapped a streak of 406 consecutive plate appearances without surrendering a steal. UK has allowed the second-fewest steals in the SEC, surrendering 24-of-39, with Thomas nabbing nine runners stealing.
- Junior Trevor Gott is the program record holder for saves in his career (22) and season (11; 2013). Gott has converted 22 of 26 save chances in his career.
- Corey Littrell ranks tied for sixth in UK history with 20 career wins. He ranks eighth in for career starts and has a staggering 22 quality starts in his three-year career. Littrell needs just four wins to equal the program record.
- Cousino was named to the USA Collegiate National Team for the second consecutive year. Cousino led Team USA in hitting during the 2012 summer.
- In 2012, UK won a school-record 45 games, had the best finishes in the NCAA and SEC Tournaments in program history, soared to No. 1 for the first time in school annals and finished a win shy of the SEC title.
- UK ranks second in the NCAA with 15 players on its 2013 roster that have been drafted, trailing only Vanderbilt (18).
- With nine players in the Cape Cod League or with the USA Collegiate National Team during the summer, UK tied for the NCAA lead.

### GAMECENTER

<b>Kentucky Wildcats</b>		<b>Vanderbilt Commodores</b>	
<b>Record:</b>	28-19 (10-14 SEC)	<b>Record:</b>	42-6 (21-2 SEC)
<b>Ranking:</b>	receiving votes (ESPN/USA Today)	<b>Ranking:</b>	No. 1 (NCBWA)
<b>Last Game:</b>	won vs. Wright State, 4-1	<b>Last Game:</b>	won vs. Presbyterian, 5-3
<b>Head Coach:</b>	Gary Henderson (S. Diego St., 84)	<b>Head Coach:</b>	Tim Corbin (Ohio Wesleyan, 84)
<b>Overall Record:</b>	157-118 (.571) - 5th year	<b>Overall Record:</b>	559-361 (.608) - 16th year
<b>at UK:</b>	157-118 (.571) - 5th year	<b>at VU:</b>	453-223 (.670) - 11th year

<b>Date/Time:</b>	May 10-12/6:30 p.m., 7 p.m., 1 p.m. ET
<b>Location:</b>	Cliff Hagan Stadium (Lexington, Ky.)
<b>Radio:</b>	UK IMG Network with Neil Price
<b>Internet:</b>	UKathletics.com

### PROJECTED PITCHING MATCH-UPS

	W-L	ERA	G/GS	IP	H	R	ER	BB	SO	
<b>FRIDAY</b>										
UK	A.J. Reed (So., LHP)	2-6	2.84	12/12	73.0	79	33	23	13	51
VU	Kevin Ziomek (Jr., LHP)	9-2	2.03	12/12	88.2	53	22	20	29	88
<b>SATURDAY</b>										
UK	Kyle Cody (Fr., RHP)	3-2	4.86	13/8	46.1	46	29	25	14	41
VU	Tyler Beede (So., RHP)	12-0	1.73	12/12	78.0	45	18	15	44	81
<b>SUNDAY</b>										
UK	Corey Littrell (Jr., LHP)	5-4	3.46	12/12	80.2	75	40	31	29	67
VU	T.J. Pecoraro (Jr., RHP)	3-1	3.38	7/5	21.1	16	10	8	11	12

baseball contact: Brent Ingram  
brent.ingram@uky.edu

## KENTUCKY BASEBALL SCHEDULE

859.257.3838  
859.323.4310 (fax)

MONDAY	TUESDAY	WEDNESDAY	THURSDAY	FRIDAY	SATURDAY	SUNDAY
off day	practice	practice	practice	UK vs. Arkansas 6:30 p.m.	UK vs. Arkansas 12 p.m.  UK vs. Arkansas 3:30 p.m.	practice
MONDAY	TUESDAY	WEDNESDAY	THURSDAY	FRIDAY	SATURDAY	SUNDAY
practice	UK vs. Wright State 6:30 p.m.	practice  Gary Henderson media opportunity	practice	UK vs. Vanderbilt 6:30 p.m.	UK vs. Vanderbilt 7 p.m.	UK vs. Vanderbilt 1 p.m.

### QUICK FACTS

#### UNIVERSITY

Location: Lexington, Ky.  
Founded: 1865  
Enrollment: 28,098  
Nickname: Wildcats  
Colors: Blue (PMS 286) and White  
Conference: Southeastern (Eastern Division)  
Stadium: Cliff Hagan Stadium (3,000)  
President: Dr. Lee T. Todd, Jr.  
Athletics Director: Mitch Barnhart

#### MEDIA RELATIONS

Baseball contact: Brent Ingram/Will Kindred  
Ingram e-mail: brent.ingram@uky.edu  
Kindred e-mail: will.kindred@uky.edu  
Ingram cell: 859.608.6230  
Office: 859.257.3838 (Ingram ext. 8504)  
Fax: 859.323.4310  
Press box: 859.257.9011  
Website: www.UKathletics.com

#### COACHING STAFF

Head Coach: Gary Henderson (#20)  
Alma Mater: San Diego State, 1984  
Career Record: 157-118, 5th year  
Record at UK: 157-118, 5th year  
Assistant Coach: Brad Bohannon (#38)  
Assistant Coach: Brian Green (#1)  
Volunteer Assistant: Keith Vorhoff (# 43)  
Dir. of Ops.: Bo Thompson

#### FACILITY

Stadium: Cliff Hagan Stadium at Shively Field  
First Year: 1969 (renovated in 2007)  
Capacity: 3,000  
Dimensions: 340-365-390-350-310

### MEDIA INFORMATION

#### CREDENTIALS

All media credential requests should be submitted at least 24 hours prior to home games. Credentials can be picked up the day of a game at the ticket window at Cliff Hagan Stadium. Requests should be made through the Media Relations Office by contacting **Brent Ingram**.

#### PRESS BOX

The Cliff Hagan Stadium Press Box sits above the grandstand behind home plate. The press box phone number is (859) 257-9011.

#### MEDIA SERVICES

During games, media will be provided with a media guide as well as notes and updated statistics. Final box scores will be available shortly following each game. For FAX service, please contact a member of the Kentucky Media Relations Office for assistance. Phones will be made available on a first-come, first-serve basis in the Press Box.

#### POST-GAME INTERVIEWS

Interviews with players and coaches are done in an informal manner on the field following each game. For assistance in locating any member of the Kentucky team, find **Brent Ingram** for help. For assistance with opposing players and coaches, please see the opposing SID.

#### PRACTICE/INTERVIEWS

Head coach Gary Henderson is available for interviews weekday mornings as well as immediately after practice. His office is located underneath the West stands of Commonwealth Stadium.

Team practices take place each weekday afternoon at Cliff Hagan Stadium. All practices are subject to change based on class schedules of the players and travel as well as game schedules. All practices are open to the media. Interviews with coaches and/or players are after practice and phone interviews may be arranged. Advance notice is requested for all interviews. Please arrange all interviews through the Kentucky Media Relations Office and baseball contact **Brent Ingram**.

#### PHOTOGRAPHS

Photographs are made available to the media for publication use. To obtain photos of any Wildcat player, please contact **Brent Ingram** in the Kentucky Media Relations Office. Photos are also available for media members on the SEC website at [www.secsports.com/media](http://www.secsports.com/media).

#### ON THE WEB

Updated results, statistics and game notes are available 24 hours a day on the official website of Kentucky athletics, [www.UKathletics.com](http://www.UKathletics.com).

#### NO "BATCATS" PLEASE

Please refrain from referring to the UK baseball team as the "BatCats" ... Feel free to use University of Kentucky, Kentucky, UK, Wildcats or Cats.

# KENTUCKY BASEBALL



## NUMERICAL ROSTER

No.	Name	Pos.	B/T	Ht.	Wt.	Cl.	Hometown/Previous School
2	Zac Zellers	OF	R/R	6-0	185	SR	St. Louis, Mo./Rockwood/Heartland
3	Andrew Bryant	IF	R/R	5-9	170	R-FR	Lexington, Ky./Tates Creek
4	Paul McConkey	IF	L/R	5-11	190	JR	Knoxville, Tenn./Halls
5	Trevor Gott	RHP	R/R	6-0	190	JR	Lexington, Ky./Tates Creek
6	Matt Reida	IF	L/R	5-11	180	JR	Russiaville, Ind./Western
7	Lucas Witt	OF	R/R	6-1	190	JR	Lexington, Ky./Lexington Christian
8	Walter Wijas	RHP	R/R	6-2	205	SR	Elk Grove Village, Ill./James Conant
9	Max Kuhn	IF	R/R	5-11	195	SO	Zionsville, Ind./Zionsville
10	J.T. Riddle	IF	L/R	6-3	185	JR	Frankfort, Ky./Western Hills
11	Jacob Russell	C/1B/OF	R/R	6-4	240	SO	Lawrenceburg, Ky./Anderson County/EKU
12	*Chase Mullins	LHP	L/L	6-9	280	FR	Paris, Ky./Bourbon County
14	Chandler Shepherd	RHP	R/R	6-2	185	SO	Louisa, Ky./Lawrence County
15	Jeff Boehm	OF/LHP	L/L	6-1	215	SO	Lansing, Ill./Mt. Carmel
16	Zack Storm	IF	R/R	6-0	200	FR	London, Ky./North Laurel
17	Taylor Martin	RHP	R/R	6-4	200	SO	Lexington, Ky./Lexington Catholic
18	A.J. Reed	LHP/1B	L/L	6-4	245	SO	Terre Haute, Ind./Terre Haute South
19	Austin Cousino	OF	L/L	5-10	180	SO	Dublin, Ohio/Dublin Coffman
21	Corey Littrell	LHP	L/L	6-3	195	JR	Louisville, Ky./Trinity
22	Matt Pope	RHP	R/R	6-7	220	FR	Johnson City, Tenn./Science Hill
23	Kyle Cody	RHP	R/R	6-7	230	FR	Chippewa Falls, Wis./McDonnell Central
24	Dylan Dwyer	LHP	L/L	6-1	175	FR	Murray, Ky./Calloway County
25	Ryne Combs	LHP	L/L	6-0	185	FR	Lexington, Ky./Bryan Station
26	Jerad Grundy	LHP	L/L	6-1	200	SR	Johnsburg, Ill./Johnsburg/Miami/Heartland
27	Trace Vorbeck	IF/RHP	R/R	6-1	195	FR	Corbin, Ky./Corbin
29	Zach Strecker	RHP	R/R	6-4	225	R-FR	Louisville, Ky./Eastern
30	Sam Mahar	LHP	R/L	6-1	190	SO	Kenosha, Wis./Kenosha Tremper
34	Thomas Weaver	IF	R/R	6-1	175	FR	Salem, Va./North Cross
35	Zach Arnold	C	R/R	6-2	175	FR	Frankfort, Ky./Franklin County
37	Kyle Barrett	OF	L/L	5-11	175	FR	Douglasville, Ga./Chapel Hill
39	Casey Schroeder	C	S/R	6-2	190	FR	Glandorf, Ohio/Ottawa-Glandorf
40	Greg Fettes	C	R/R	6-2	225	R-FR	Madison Heights, Mich./Lamphere
42	Micheal Thomas	C	R/R	5-11	210	R-JR	Elizabethtown, Ky./Elizabethtown
44	Dorian Hairston	OF	R/R	5-11	210	FR	Lexington, Ky./Tates Creek
46	Thomas Bernal	IF/C	R/R	6-0	210	R-SO	Paso Robles, Calif./Paso Robles
47	Storm Wilson	OF	S/R	5-11	185	FR	Science Hill, Ky./Somerset

\* will redshirt the 2013 season

## ALPHABETICAL

35	Zach Arnold	C
37	Kyle Barrett	OF
46	Thomas Bernal	IF/C
15	Jeff Boehm	OF/LHP
3	Andrew Bryant	IF
23	Kyle Cody	RHP
25	Ryne Combs	LHP
19	Austin Cousino	OF
24	Dylan Dwyer	LHP
40	Greg Fettes	C
5	Trevor Gott	RHP
26	Jerad Grundy	LHP
44	Dorian Hairston	OF
9	Max Kuhn	IF
21	Corey Littrell	LHP
30	Sam Mahar	LHP
17	Taylor Martin	RHP
4	Paul McConkey	IF
12	Chase Mullins	LHP
22	Matt Pope	RHP
18	A.J. Reed	LHP/1B
6	Matt Reida	IF
10	J.T. Riddle	IF
11	Jacob Russell	C/1B/OF
39	Casey Schroeder	C
14	Chandler Shepherd	RHP
16	Zack Storm	IF
29	Zach Strecker	RHP
42	Micheal Thomas	C
27	Trace Vorbeck	IF/RHP
34	Thomas Weaver	IF
8	Walter Wijas	RHP
47	Storm Wilson	OF
7	Lucas Witt	OF
2	Zac Zellers	OF

## COACHING STAFF

**Head Coach:** Gary Henderson (San Diego State, 1984), #20  
**Career Record:** 157-118, fifth season  
**Record at UK:** 157-118, fifth season  
**Assistant Coach:** Brian Green (New Mexico State, 1995), #1  
**Assistant Coach:** Brad Bohannon (Berry College, 1998), #38  
**Volunteer Assistant:** Keith Vorhoff (Missouri Valley, 2004), #43  
**Director of Operations:** Bo Thompson (Kentucky, 2009)

## PRONUNCIATION GUIDE

Bernal . . . . . bur-NELL  
 Cousino . . . . . KOO-sa-NO  
 Fettes . . . . . FETT-is  
 Kuhn . . . . . COON  
 Mahar . . . . . MA-har  
 Redia . . . . . RAY-da  
 Wijas . . . . . WHY-jus



## PROJECTED PITCHING MATCHUPS

The Wildcats will send the weekend rotation of sophomore southpaw A.J. Reed (2-6, 2.84 ERA) to the mound on Friday, freshman right-hander Kyle Cody (3-2, 4.86 ERA) on Saturday and junior southpaw Corey Littrell (5-4, 3.46 ERA) on Sunday. Vanderbilt will counter with two of the top starters in college baseball on Friday and Saturday, as junior southpaw Kevin Ziomek (9-2, 2.03 ERA) starts on Friday and sophomore star righty Tyler Beede (12-0, 1.73 ERA), looks to continue wins in each of his 2013 starts. Junior righty T.J. Pecoraro (3-1, 3.38 ERA), the Vanderbilt Friday-night starter against UK in 2012, will start on Sunday.

A native of Terre Haute, Ind., Reed will be making his 13th start of the year on Friday, working 73 innings, allowing 79 hits and 13 walks, striking out 51. ***In his last start on Friday*** vs. No. 14 Arkansas, Reed worked 7.1 strong innings, allowing seven hits and two runs, striking out five as the hard-luck loser of a 2-1 game.

Ziomek has made 12 weekend starts for VU in 2013, tossing 88.2 innings, allowing 53 hits and walking 29, striking out 88. ***In his last start***, Ziomek worked eight strong innings at No. 15 South Carolina, allowing eight hits and one run, striking out four. ***Ziomek last worked against UK in a Sunday starter in 2012*** in Nashville, working 5.2 shutout innings, allowing three hits and four walks, striking out eight.

### UK CAREER VS. ZIOMEK

Zellers: 1-for-1, BB  
 Cousino: 0-for-3, 2 SO  
 Reed: 0-for-3, 2 SO  
 Reida: 0-for-3, 2 SO  
 Riddle: 0-for-1, sac bunt

The 6-7, 230-pound Cody, has made 13 appearances and eight starts in 2013, working 46.1 innings, allowing 46 hits and 14 walks, striking out 41. ***Last Saturday***, Cody made his first career SEC start vs. No. 14 Arkansas, working seven strong innings, allowing seven hits and three runs – one earned – walking three and striking out five. Cody allowed just three runs in the first inning – as the UK defense made two errors – before settling in to fire six straight shutout frames.

Beede, the NCAA's top-ranked sophomore in the preseason, has made 12 starts in 2013, winning all 12 games. Beede has tossed 78 innings, allowing just 45 hits and 44 walks, striking out 81. ***In his last start***, Beede worked 6.1 innings vs. No. 15 South Carolina, allowing two hits and two runs, walking four and striking out seven. ***In 2012 vs. UK***, Beede worked seven shutout innings, allowing four hits and four walks, striking out eight.

### UK CAREER VS. BEEDE

Zellers: 1-for-3, SO  
 Reida: 0-for-3, SO  
 Reed: 0-for-2, BB, SO  
 Riddle: 0-for-1, 2 HBP, 0-1 SB  
 Cousino: 1-for-3, 2B, BB, SO

A native of Louisville, Ky., Littrell has made 12 starts in 2013, working 80.2 innings, allowing 75 hits and 29 walks, striking out 67. ***In his last start vs. No. 14 Arkansas on Saturday***, Littrell worked eight innings, allowing nine hits and five runs, walking two and striking out seven. In his three-year career, Littrell has made 44 appearances and 41 starts, owning a 20-12 record and a 4.14 ERA, tossing 248 innings, walking 83 and striking out 205. ***In 2012 at Vanderbilt***, Littrell worked 5.1 innings, allowing six hits and one run, walking two and striking out four.

Pecoraro has appeared in seven games with five starts in 2013, tossing 21.1 innings, allowing 16 hits and 11 walks, striking out 12. After his scheduled start vs. No. 15 South Carolina was rained out, Pecoraro worked three shutout innings in a pre-determined start on Wednesday. ***In his last SEC start*** vs. No. 16 Mississippi State on April 28, Pecoraro worked five innings, allowing four hits and one run, walking three and striking out two. ***In 2012 vs. UK in Nashville***, Pecoraro worked 1.2 innings, allowing five hits and four runs, walking four and striking out two.

## SEC STANDINGS

as of 5/9/13

Eastern Division					
Team	Rec.	Pct.	GB	All	
Vanderbilt	21-2	.913	---	42-6	
S. Carolina	13-10	.565	7.0	34-14	
Florida	12-12	.500	8.5	27-23	
Kentucky	10-14	.417	11.0	28-19	
Missouri	7-17	.292	13.0	15-28	
Tennessee	6-16	.273	14.0	19-26	
Georgia	5-16	.238	14.5	18-28	
Western Division					
Team	Rec.	Pct.	GB	All	
LSU	19-5	.783	---	43-6	
Arkansas	15-8	.652	3.0	32-16	
Miss. State	13-11	.542	6.0	36-13	
Ole Miss	12-12	.500	7.0	33-16	
Alabama	11-12	.478	7.5	29-21	
Texas A&M	10-13	.435	8.5	26-22	
Auburn	9-15	.375	10.0	29-19	

## THIS WEEKEND IN THE SEC

### 9 (THURSDAY)

\*LSU at Texas A&M [#ESPNU] 8 p.m. CT

### 10 (FRIDAY)

\*Missouri at Alabama 6:30 p.m. CT  
 \*LSU at Texas A&M [#CSS] 6:30 p.m. CT  
 \*Tennessee at Arkansas 6:30 p.m. CT  
 \*Auburn at Florida 7 p.m. ET  
 \*Georgia at South Carolina [SPSO] 7 p.m. ET  
 \*Vanderbilt at Kentucky 6:30 p.m. ET  
 \*Mississippi State at Ole Miss 6:30 p.m. CT

### 11 (SATURDAY)

\*Missouri at Alabama [#SPSO] 1 p.m. CT  
 \*LSU at Texas A&M [#ESPN] Noon CT  
 \*Tennessee at Arkansas 6 p.m. CT  
 \*Auburn at Florida 7 p.m. ET  
 \*Georgia at South Carolina [#CSS] 1 p.m. ET  
 \*Vanderbilt at Kentucky [#CSS] 7 p.m. ET  
 \*Mississippi State at Ole Miss 4 p.m. CT

### 12 (SUNDAY)

\*Missouri at Alabama 1 p.m. CT  
 \*Tennessee at Arkansas [#CST] 1 p.m. CT  
 \*Auburn at Florida 1 p.m. ET  
 \*Georgia at South Carolina [SPSO] 1:30 p.m. ET  
 \*Vanderbilt at Kentucky [FSSO] 1 p.m. ET  
 \*Mississippi State at Ole Miss [#CSS] 1 p.m. CT



## 2013 HONORS

### Kyle CODY

- 39th-best NCAA freshman (*Baseball America*)

### austin COUSINO

- SEC Player of the Year (*Baseball America*)
- SEC's Best Defensive Outfielder (*Baseball America*)
- second-best SEC sophomore (*Baseball America*)
- sixth-best NCAA sophomore (*Baseball America*)
- *Baseball America* second-team All-America
- NCBWA third-team All-America
- *Louisville Slugger* second-team All-America
- 16th-best NCAA player (College Baseball Daily)
- No. 21 NCAA sophomore (Perfect Game)

### trevor GOTT

- NCBWA Stopper of the Year Watch List
- No. 54 NCAA junior (Perfect Game)

### corey LITRELL

- 10th-best SEC junior (*Baseball America*)
- 36th-best NCAA junior (*Baseball America*)
- NCBWA third-team All-America
- *Louisville Slugger* second-team All-America
- No. 39 MLB Draft eligible NCAA prospect (*Baseball America*)
- 44th-best NCAA player (College Baseball Daily)
- No. 42 NCAA junior (Perfect Game)

### jerad GRUNDY

- eighth-best NCAA senior (*Baseball America*)
- No. 17 NCAA senior (Perfect Game)

### a.j. REED

- NCBWA National Hitter of the Week (3/5/13)
- Louisville Slugger National Player of the Week (3/4/13)
- SEC Player of the Week (3/4/13)
- third-best SEC sophomore (*Baseball America*)
- 16th-best NCAA sophomore (*Baseball America*)
- NCBWA third-team All-America
- 37th-best NCAA player (College Baseball Daily)
- No. 20 NCAA sophomore (Perfect Game)

### matt REIDA

- No. 97 MLB Draft eligible NCAA prospect (*Baseball America*)

### j.t. RIDDLE

- SEC Player of the Week (2/19/13)

### chandler SHEPHERD

- No. 44 NCAA sophomore (Perfect Game)

### walter WIJAS

- No. 49 NCAA senior (Perfect Game)

## UK CAREER VS. PECORARO

Cousino: 2-for-2, HR, 2 RBI, 1-1 SB

Reed: 1-for-2

Riddle: 0-for-1, SO

Zellers: 0-for-0, BB

## LEADING THE WILDCATS

The Wildcats have been paced by an offense that has hit .256 with a .364 slugging and a .364 on-base percentage. UK has belted 30 homers and stolen 51 bases. On the mound, UK has a 3.31 ERA in 426.1 innings, walking 123 and striking out 342. Defensively, UK has fielded .971 with 49 double plays, allowing 24-of-39 steals, picking off 10 runners.

Individually, freshman outfielder Kyle Barrett leads the club with a .359 average, totaling four doubles, one triple and 13 RBI. A.J. Reed has hit .295 with eight doubles, two triples, 11 homers and 48 RBI. Junior J.T. Riddle has hit .285 with seven doubles, one triple, one homer and 19 RBI, stealing six bases. Senior Zac Zellers has a .253 average with three doubles, three homers and 25 RBI, while sophomore Austin Cousino has batted .243 with 11 doubles, one triple, six homers and 25 RBI, stealing 12 bases and getting hit by 20 pitches. Max Kuhn has hit .241 with eight doubles, one triple, three homers and 26 RBI.

In the bullpen for UK, senior righty Walter Wijas (2-0, 0.68 ERA) leads the team with 24 relief outings, tossing 26.2 innings and allowing only 20 hits. Junior Trevor Gott (4-1, 1.29 ERA) has 11 saves in 21 outings, striking out 33 in 28 innings. Sophomore Chandler Shepherd (4-0, 3.15 ERA) has appeared in 21 games with one start, working 45.2 innings. Freshmen Ryne Combs (0-0, 1.37 ERA), Zach Strecker (1-1, 2.40 ERA) and Dylan Dwyer (1-0, 4.38 ERA) have each appeared in at least 10 games in relief.

## SERIES HISTORY

UK leads the all-time series with Vanderbilt, 141-133-5, including a 71-49-1 all-time mark in games played in Lexington. VU has won three consecutive series meetings between the two teams, with UK's last series win coming in 2009 in Lexington.

## LAST MEETING IN THE SERIES

In the last meeting between the two teams, UK won the opener, 5-2, before the Dores rebounded to claim the final two games of the series in Nashville in 2012. In the opener, Vanderbilt starter TJ Pecoraro allowed four UK runs in the first two innings, with UK starter Taylor Rogers working into the sixth inning with two runs allowed. Alex Phillips got the final 10 outs of the game for the save, with Austin Cousino going 3-for-5 with a homer. VU got a strong 3.2 relief innings from 2013 closer Brian Miller. In the second game, Vanderbilt owned a 3-0 lead entering the eighth inning before UK rallied with three runs in the eighth to even the game. Vanderbilt then plated the go-ahead run in the bottom of the eighth inning for a 4-3 win. UK starter Jerad Grundy worked 5.2 innings, allowing five hits and three runs, with UK using Walter Wijas, Sam Mahar, Chandler Shepherd and Trevor Gott in relief. Tyler Beede worked seven dominating innings in his breakout start of 2012, allowing four hits and four walks, striking out eight. VU reliever Will Clinard picked up the win, with Drew VerHagen saving his first game of the year. In the finale, the two teams battled in a 1-1 game entering the bottom of the eighth inning, before a Connor Harrell grand slam lifted the Dores to a 6-1 win. Kevin Ziomek worked 5.2 shutout innings, walking four and striking out eight, scattering three hits. Corey Littrell started for UK, working 5.1 innings and allowing just one run.

## RANKED FOES IN 14 OF 16 GAMES

UK is in the midst of a stretch of 14 of 16 games against top-20 ranked foes. The Wildcats have posted a 6-11 record against top-15 teams in 2013, the sixth-most top-25 wins in the SEC. In 2012, UK went 15-10 against teams ranked in the top-25, the second-most wins in program history against ranked foes. UK also went 10-4 against top-10 teams in 2012.

## ITS THE WILDCATS IN CLOSE ONES

The Wildcats have excelled in one-run games over the last two seasons. In 2013, UK has a 10-5 record in one-run games, which leads the SEC in one-run wins. During the 2012 season, UK's club has an ability to pull out the close contests, also a strength of the 2013 club. Over the last two years, UK has a 26-15 record in one or two-run games.



## FRESHMEN IMPACT BULLPEN

Several freshmen have contributed vitally to UK's bullpen success in 2013. Lefties Ryne Combs and Dylan Dwyer have been highly useful out of the bullpen as left-handed relievers with an ability to get extended outs if needed. Right-hander Zach Strecker has been relied on in crucial situations to face right-handed hitters, having a breakout outing at No. 2 LSU.

## BARRETT SPEEDS WAY INTO THE LINEUP

Kyle Barrett has quickly cemented himself as one of the top freshmen in college baseball and as one of the most dangerous hitters in the Wildcat lineup. The Douglasville, Ga., native leads UK in average in his first 38 career games and has become UK's leadoff hitter in an effort to get All-America centerfielder Austin Cousino into the three-hole in the order. In his 14 games as the No. 1 hitter, Barrett has totaled multi-hit games in nine contests, including a three career-high three hit games. Regarded as one of the fastest players in the league, Barrett gives UK tremendous speed out of the left-handed box with a great line-drive, all-fields approach at the plate.

## THE RIDDLER

One of the stories of the 2013 season has been the performance of UK junior second baseman J.T. Riddle, particularly his defensive prowess. The Frankfort, Ky., native has been as a middle-of-the-order presence and has continued to shine defensively. A 6-foot-3, 185-pound left-handed hitter, Riddle had a streak of 358.2 consecutive innings played snapped with an error on Sunday in a win over Georgia, his first error of 2013.

## KUHN EMERGES AS LINEUP FORCE

One of the biggest weapons in the Kentucky lineup has been first-year starter Max Kuhn. Kuhn, a native of Zionsville, Ind., and a former draft pick of our high school by the Oakland Athletics, is a talented hitter and defender at the corner infield positions. Owning laser arm strength and soft hands, Kuhn has been able to play third and first base well and has been a middle of the order hitter for the UK lineup, ranking as the team-leader in walks.

## FETTES, THOMAS SHARE CATCHING DUTIES

One of the major question marks entering the 2013 season for the Wildcats would be who could replace the catching duo of Luke Maile and Michael Williams from 2012. UK had three drafted freshmen and fourth-year walk-on catcher Micheal Thomas battling for the job in the preseason. Thomas won the job with his stellar defense, knowledge of Gary Henderson's system and leadership abilities in the preseason. Thomas had a big swing in leading UK to the series win at Florida, belting a three-run second-inning homer over the leftfield grandstand of the Sunday rubber match win. After getting off to a hot start, Thomas cooled off, opening the door for redshirt freshman Greg Fettes. Fettes has been working hard at polishing his defense and is regarded as a future lock-down defender. The 6-foot-2 backstop has belted three homers in SEC play with a total of seven of his 14 first career hits going as extra-base knocks.

## NO STEALS FOR YOU

One of the hallmarks of UK head coach Gary Henderson's pitching staffs is its stingy attitude towards allowing stolen bases. Since Henderson took over calling the pitches in 2005, UK has consistently shut down the short game. With the NCAA bat changes, controlling the running game has taken center stage nationally, with UK's ability to shut down stolen bases continuing to take priority. With a double steal at Florida, UK had its streak of 406 consecutive plate appearances without allowing a stolen base snapped. Overall, UK has allowed only 24 stolen bases in 39 attempts, second fewest in the SEC. UK's relievers have only allowed three steals in 2013.

## 84 STRAIGHT WINS WHEN LEADING AFTER EIGHT INNINGS

Kentucky has won a staggering 84 consecutive games when staked to a lead after the eighth inning, dating back to 2011. UK won its final 21 games when holding an eighth inning lead in 2011, went 41-0 in 2012 and are 21-0 in 2013. Since UK record-setting closer Trevor Gott arrived on campus, UK is 85-1 when holding an eighth-inning lead.

## BULLPEN DOMINATION

One of the recipes to a championship baseball team is a dependable bullpen. Over the last two seasons, the Wildcats have been boosted by one of the top relief corps in the NCAA. UK had a historic streak of winning 64 consecutive games when holding a lead after the seventh inning that was snapped in an 11-inning marathon at No. 14 South Carolina on April 20. The streak was including a 40-0 record in 2012 and the last five wins of 2011. Kentucky's 2013 bullpen has gone 19-1 when leading after seven innings and is supported by some versatile veterans, including Gott, the school single-season record holder for saves. Gott has the most saves in UK career history (22) and has a single-season record with 11 saves in

## SEC Weekly Awards

WEEK	PLAYER
1	<b>J.T. Riddle, Kentucky</b> Zack Powers, Florida
2	LB Danzler, South Carolina
3	<b>A.J. Reed, Kentucky</b>
4	Joey Pankake, South Carolina
5	Mason Katz, LSU
6	Alex Bergman, LSU
7	Mason Katz, LSU
8	Keaton Steele, Missouri
9	Hunter Renfroe, Miss. State
10	Nick Ammirati, Miss. State
11	Tony Kemp, Vanderbilt
12	Damek Tomscha, Auburn
13	
14	

WEEK	PITCHER
1	Bobby Wahl, Ole Miss
2	Philip Pfeifer, Vanderbilt
3	Kevin Ziomek, Vanderbilt
4	Kevin Ziomek, Vanderbilt
5	Keaton Steele, Missouri
6	Ryne Stanek, Arkansas
7	Jonathon Crawford, Florida
8	Kendall Graveman, Miss. State
9	Zack Godley, Tennessee
10	Aaron Nola, LSU
	Bobby Wahl, Ole Miss
11	Barrett Astin, Arkansas
12	Aaron Nola, LSU
13	
14	

WEEK	FRESHMAN
1	Mikey White, Alabama
2	Colin Poche, Arkansas
3	Jonathan Moroney, Texas A&M
4	Trey Killian, Arkansas
5	Georgie Salem, Alabama
6	Matt Kent, Texas A&M
7	Tyler Spoon, Arkansas
8	Max Schrock, Tennessee
9	Harrison Bader, Florida
10	Jack Wynkoop, S. Carolina
11	Jack Wynkoop, S. Carolina
12	Hunter Melton, Texas A&M
13	
14	

## REED'S AWARD: 3/4/13

A.J. Reed was named SEC Player of the Week and Louisville Slugger National Player of the Week after hitting .526 (10-for-19) with three homers and 15 RBI during a five-game week ... He added a double and a six-inning win on the mound, allowing only two runs and striking out four in his third career Friday-night start.



14 chances. Overall, UK's relievers have a 13-2 record and a 2.22 ERA, tossing 149.2 innings, walking 45 and striking out 123. UK's relievers have only allowed three stolen bases all season. UK's bullpen had its streak of consecutive innings pitched without allowing a walk at 15.1 innings during a Saturday win at Florida. In 2013, UK has inherited 96 runners, allowing 34 to score (35-percent). UK inherited 155 runners in 2012 and allowed 52 to score (34-percent), with its bullpen owning a 17-6 record and a 2.97 ERA.

## SCOUTING THE DORES

Vanderbilt (42-6, 21-2 SEC) is coming off a two-game sweep at No. 15 South Carolina last weekend, with the third game washed out. In midweek action, the Dores picked up a 5-2 win over Presbyterian College on Wednesday. As a team, VU has hit a SEC-leading .315 with 93 doubles, 15 triples, 32 homers and 314 RBI, stealing 106 bases. On the mound, Vandy has a 2.22 ERA in 432 innings, allowing just 319 hits and walking 194, striking out 391, with its opponents hitting only .209. Defensively, Vanderbilt has fielded .978, turning 38 double plays and picking off nine runners, allowing just 28-of-45 steals attempts.

The Commodores have been led at the plate by All-America speedster Tony Kemp, who has hit .391 with 11 doubles, five triples, 25 RBI and 25 steals. Senior outfielder Mike Yastrzemski has a .333 average with 13 doubles, two triples, three homers and 33 RBI, swiping 16 bases. Third baseman Vince Conde has a .322 average with 14 doubles, six homers and 35 RBI. Outfielder Connor Harrell has a .317 average with nine doubles, three triples, eight homers and 53 RBI. Shortstop Jack Lupo has hit .315 with seven doubles and 21 RBI, stealing 15-of-17 bases. Strong-armed catcher Spencer Navin has batted .307 with four doubles, four homers and 26 RBI, stealing seven bags. Xavier Turner has a .303 mark with five doubles, 23 RBI and 12 steals, with first baseman Conrad Gregor batting .288 with nine doubles, two homers, 32 RBI and 15 steals.

In relief for Vandy, closer Brian Miller (5-0, 1.08 ERA) leads the SEC in saves with 13, working 41.2 innings, allowing 31 hits and seven walks, striking out 35. Carson Fulmer (1-0, 2.84 ERA) has appeared in 21 games with four saves, striking out 34 in 31.2 innings. Jared Miller (2-1, 2.41 ERA) has appeared in 18 games and worked 18.2 innings, while Walker Buehler (3-1, 2.41 ERA) and Steven Rice (2-0, 3.68 ERA) have each appeared in at least 10 games.

## BULLPEN SUCCESS UNDER HENDERSON

One of the key ingredients to UK head coach Gary Henderson's success has been a strong bullpen. UK's 2013 bullpen has totaled a 2.22 ERA with a 13-2 record in 149.2 innings in 2013, a year removed from a 17-6 record with a 2.97 ERA in 2012. Over the last two seasons, UK's bullpen has a 2.68 ERA in 380.1 innings pitched, owning a 30-8 record.

### IMPROVING THE BULLPEN

2006 Bullpen: 19-6, 4.38 ERA, 13 SV, .307 B/AVG.  
 2007 Bullpen: 16-7, 4.30 ERA, 12 SV, .283 B/AVG.  
 2008 Bullpen: 22-11, 3.35 ERA, 12 SV, .248 B/AVG.  
 2009 Bullpen: 13-13, 5.92 ERA, 9 SV, .304 B/AVG.  
 2010 Bullpen: 12-8, 6.00 ERA, 11 SV, .292 B/AVG.  
 2011 Bullpen: 6-11, 5.10 ERA, 11 SV, .324 B/AVG.  
 2012 Bullpen: 17-6, 2.97 ERA, 22 SV, .235 B/AVG.  
 2013 Bullpen: 13-2, 2.22 ERA, 11 SV, .254 B/AVG.

## UK-VANDY CONNECTIONS

Kentucky and Vanderbilt have several connections among the teams and coaching staffs. UK has one native of Tennessee on its 27-man roster, Knoxville, Tenn., native Paul McConkey. UK assistant coach and recruiting coordinator Brad Bohannon played the 1994 season at Vanderbilt, before transferring to Georgia Tech for the 1995 season. UK senior Jerad Grundy and junior J.T. Riddle played with Vanderbilt pitcher Phillips Pfeifer and first baseman Conrad Gregor on Orleans in the Cape Cod League. UK centerfielder Austin Cousino will join Vanderbilt ace Tyler Beede on the 2013 USA Collegiate National Team.

## WE DON'T MOVE

One of the hallmarks of a Gary Henderson offensive attack has been the ability to earn a free base with a hit by pitch. UK has consistently led the SEC and ranked among the NCAA leaders in HBP and once again leads the league with 78 HBP in 2013. Individually, Austin Cousino leads the SEC with 20 HBP, with Micheal Thomas getting plunked by 15 pitches

## GAME-WINNING RBI

Date	Player (#)	RBI	IN	Play
2/15	Witt (1)	1	1	1B CF
2/17	Riddle (1)	1	2	1B RS
2/18	Bernal (1)	1	9	1B MI
2/22	Kuhn (1)	1	4	2B LF
2/24	Witt (2)	3	9	2B LL
2/26	Thomas (1)	2	7	1B MI
2/27	Reida (1)	2	4	2B RL
3/1	McConkey (1)	2	1	3B CF
3/2	Reed (1)	1	4	HR RF
3/3	Cousino (1)	2	2	HR RF
3/8	Kuhn (2)	1	8	HR LF
3/10	McConkey (2)	2	6	2B RL
3/12	Kuhn (3)	1	2	2B LF
3/16	Riddle (2)	1	7	1B CF
3/17	Thomas (2)	3	2	HR LF
3/23	Kuhn (4)	1	6	1B LS
3/23	Cousino (2)	1	9	1B RL
3/27	Zellers (1)	1	5	F8 SF
3/29	Kuhn (5)	10	1	BB
3/31	Zellers (2)	1	1	L9 SF
4/2	Barrett (1)	1	10	F8 SF
4/12	Cousino (3)	1	8	2B RF
4/25	Riddle (3)	1	8	3U
4/27	Kuhn (6)	1	8	1B LS
5/4	Zellers (3)	1	9	1B CF
5/7	Fettes (1)	1	1	F9 SF

## UNI WATCH

<b>Blue Jerseys and White Pants:</b>	<b>7-6</b>
<b>White Jerseys and White Pants:</b>	<b>4-3</b>
<b>Black Jerseys and White Pants:</b>	<b>7-1</b>
<b>'07 Black Jerseys and White Pants:</b>	<b>0-0</b>
<b>Blue Jerseys and Grey Pants:</b>	<b>3-2</b>
<b>Gray Jerseys and Grey Pants:</b>	<b>3-5</b>
<b>Black Jerseys and Grey Pants:</b>	<b>2-3</b>

## OPS (ON-BASE + SLUGGING)

Player	OB%	SLG%	OPS
Arnold	.167	.167	.333
Barrett	.418	.410	.828
Bernal	.472	.429	.901
Boehm	.293	.229	.521
Cousino	.376	.414	.790
Fettes	.417	.574	.991
Kuhn	.368	.351	.719
McConkey	.297	.329	.626
Reed	.394	.541	.935
Reida	.326	.269	.595
Riddle	.381	.352	.733
Storm	.400	.182	.582
Thomas	.358	.313	.670
Witt	.279	.205	.485
Zellers	.363	.327	.690



and Zac Zellers hit by 10 pitches. Cousino has now been hit by 33 pitches in his career (4 HBP shy of record), tied for the third-most in UK career history. Zellers has been hit by 31 pitches in his career, fourth-most in UK history and J.T. Riddle has been plunked by 22 pitches in his career, the 12th-most in UK annals.

## KENTUCKY BATTLES ROAD CROWDS

Part of playing in the best conference in college baseball is the unique challenge of playing on the road in the SEC. With that challenge comes intense and wild road environments and UK's 2013 season has been no different. Over UK's last 11 road games, a total of 89,958 fans have watched the Wildcats play, an average of 8,178 fans per game. Overall, UK has had a total of 46,846 fans come to Cliff Hagan Stadium for its 27 home dates, with 101,908 fans attending UK's 16 road games in 2013, an average of 5,095.

## GRUNDY GETS GROOVE BACK

A strength of the UK team through March was its weekend rotation, buoyed by its all left-handed rotation of A.J. Reed, Jerad Grundy and Corey Littrell. After a March 23 doubleheader sweep over No. 14 Mississippi State, Grundy was one of the most dominating starting pitchers in college baseball. A native of Johnsbury, Ill., Grundy was drafted for the third time in his career after a strong junior season as UK's Saturday starter, electing to return to UK for his final season. Grundy posted a 10-strikeout game in an eight-inning win over the Bulldogs on March 23, following that with a 5.1 inning performance vs. Georgia in a hard-luck loss. A trip to No. 2 LSU changed Grundy's season, leading to 30 runs allowed over a four-start span. Coach Gary Henderson then asked Grundy to start a midweek tilt against Wright State on May 7 for the first time in his career. Grundy got his rhythm back with five strong innings vs. Wright State, allowing one run and striking out five.

## LAST FIVE, LAST 10 GAMES

Kentucky has posted a 3-2 record over its last five games and a 4-6 mark over its last 10 games. Over the last five games, Kyle Barrett has led the team with a .429 average (9-for-21), with J.T. Riddle batting .300 (6-for-20). UK has posted a 2.60 team ERA over the last five games, allowing just 13 earned runs. UK has also worked four errorless games in the five-game span, with only one inning seeing two UK errors over the last five games. Over its last 10 games, UK has a 3.14 team ERA, belting eight homers.

## SHEPHERD DOES IT ALL FOR UK ON THE MOUND

Sophomore right-hander Chandler Shepherd entered the 2013 season undoubtedly having the ability, experience and moxie to fill a weekend starting role on the mound. A native of Louisa, Ky., and the top high school prospect in the state in 2011, Shepherd stepped right into the pitching staff in 2012 as a midweek starter, before excelling as a weekend extended reliever. He made a pair of heroic outings for a depth starved UK pitching staff in 2012 in the NCAA Tournament, working 10.2 innings in two days. In 2013, Shepherd has served as a midweek starter, a late-inning stopper and as a middle reliever, excelling in each role. The 6-foot-3, 185-pounder, has worked 10.2 consecutive innings without allowing an earned run over his last six outings.

## CODY'S SPLASHING DEBUT

Kentucky freshman right-hander Kyle Cody was rated in the preseason as the 39th-best freshmen in college baseball. A 6-foot-7, 230-pound native of Wisconsin, Cody has been used as a midweek starter and weekend reliever, before earning the weekend starting gig on Saturday vs. No. 14 Arkansas. Cody has posted a 1.38 ERA in his last two starts, at WKU and vs. Arkansas, allowing just two earned runs in 13 innings. In six of Cody's last seven outings, the freshman has posted a 2-0 record and a 1.21 ERA, tossing 22.1 innings, walking six and striking out 20. Over his last seven outings, Cody has a 2-1 record and a 3.76 ERA in 26.1 innings.

## WEE-JAS

Kentucky senior right-hander Walter Wijas (pronounced: WHY-jus) has had a dominating season in relief for the Wildcats in 2013, appearing in a team-high 24 games and posting a 2-0 record and a 0.68 ERA. Wijas has allowed 20 hits – 19 singles – in 26.2 innings as the NCAA's No. 49 senior in college baseball. Wijas has worked 22 of 24 scoreless outings in 2013, including a stretch of 12 straight scoreless outings. Combined with his 19.2 dominating innings in the Cape Cod League over the summer, Wijas has allowed only four earned runs in his last 46.1 innings pitched, posting a 0.78 ERA.

## CURRENT UK PLAYERS CONSECUTIVE START STREAKS

Player	Streak	Pos.
J.T. Riddle	113	2B/RF
Matt Reid	110	SS
Austin Cousino	106	CF
A.J. Reed	47	SP/DH/1B
Max Kuhn	47	1B/DH/3B
Zac Zellers	11	LF/RF
Greg Fettes	8	C/DH
Micheal Thomas	2	C
Jerad Grundy	1	SP

## CURRENT HIT STREAKS

Player	'13 Longest	Current	Reach Safe
Barrett	11	11	11
Riddle	10	4	4
Zellers	5	4	11
Reida	4	3	3
Reed	12	-	5
Kuhn	9	-	2
Cousino	5	-	4
Fettes	3	-	3

## SAVES

Date	Pitcher (#)	P (H, R-ER, BB, K)
2/27	Gott (1)	1.1 (0, 0-0, 0, 4)
3/6	Gott (2)	1.0 (1, 0-0, 1, 1)
3/8	Gott (3)	1.0 (0, 0-0, 0, 1)
3/10	Gott (4)	1.0 (1, 0-0, 0, 0)
3/12	Gott (5)	0.2 (0, 0-0, 0, 1)
3/16	Gott (6)	1.1 (0, 1-0, 1, 2)
3/23	Gott (7)	1.0 (1, 0-0, 0, 2)
4/9	Gott (8)	1.0 (0, 0-0, 0, 3)
4/12	Gott (9)	1.0 (3, 2-0, 1, 1)
4/27	Gott (10)	1.0 (2, 1-1, 0, 1)
5/7	Gott (11)	1.0 (0, 0-0, 0, 1)



## DO-IT-ALL REED

Kentucky sophomore A.J. Reed can do it all for the Wildcats baseball team. On the mound, Reed is an ace as the Friday-night starter, bringing a 6-foot-4, 245-pound competitive presence with a dangerous arsenal of pitches and great command. At the plate, Reed leads the club in homers, RBI, slugging and total bases, ranking as the NCAA's leader among sophomores in homers and RBI.

## RPI BREAKDOWN

Kentucky enters the series with Vanderbilt ranked No. 28 in the latest NCAA RPI projections on BoydsWorld.com. UK's RPI is the seventh-best in the SEC, with UK still to play No. 2 Vanderbilt and No. 12 Indiana over the next four games. UK currently has 13 wins against teams ranked in the top 40 in the RPI, including three series wins over top-20 RPI teams.

## UK MAKES HISTORY WITH SERIES WIN AT FLORIDA

Kentucky picked up its first series win in 14 years at Florida in its SEC opener. UK fell in the series opener, 4-1, after three seventh-inning errors allowed three unearned runs to score. The Wildcats responded to win the second game, before a four-RBI and three-hit game from Austin Cousino, before rallying in the rubber match to win the series behind Corey Littrell's 18th career win and Micheal Thomas' three-run, second-inning homer. UK has won only five series in Gainesville in the series, which dates back to 1953. UK has now won in 1973, 1975, 1993, 1999 and 2013.

## WILDCATS WIN HISTORIC SERIES AT OLE MISS

Kentucky continued its string of historic series victories on the road in 2013, also claiming just the third series win at Ole Miss in program history. UK posted a win in the opener and bounced back after a middle-of-the-series defeat to win the rubber match, 4-3. It marked UK's first series win in Oxford since 2007 and just the third in UK history, also winning in 2001.

## WILDCATS ON BIG LEAGUE OPENING DAY ROSTERS

Former Kentucky stars Joe Blanton, Collin Cowgill and Scott Downs are each on opening-day MLB 25-man rosters, with Cowgill earning the opening-day leadoff and centerfield job for the New York Mets.

Blanton – a UK star from 2000-02 – is a member of the star-studded Los Angeles Angels, earning a spot in the starting rotation. While pitching with the Philadelphia Phillies and then the Los Angeles Dodgers in 2012, Blanton posted a 10-13 record and a 4.71 ERA in 31 games and 30 starts, tossing 191 innings and striking out 166.

Cowgill, a UK standout from 2005-08, had a historic Mets debut after coming over to New York in an offseason trade with the Arizona Diamondbacks. After a strong spring training, Cowgill won the opening day centerfield job and was hit No. 1 in the order on Monday against the San Diego Padres. Cowgill collected his first hit as a Met a double into the left-centerfield gap, then came up to the plate in a bases-loaded situation in the seventh inning, sending a laser over the leftfield fence for his first career grand slam. In Cowgill's 75-game MLB career, the former UK All-America outfielder has hit .259 with six doubles, three homers, 22 RBI and seven steals.

Blanton joins Downs, who starred at UK from 1995-97, as a member of the Angels pitching staff. Downs has solidified his 12-year MLB career as one of the top left-handed relievers in baseball, earning a 1-1 record and a 3.15 ERA in 2012 for the Angels in 57 relief outings, saving nine games.

In 2012, a total of 36 former Kentucky stars played professional baseball, with former UK star Chris Rusin also pitching for the Chicago Cubs.

## PRESEASON ACCOLDES

UK enters the 2013 season, boasting three preseason All-America honorees, including Corey Littrell, A.J. Reed and sophomore centerfielder Austin Cousino. Cousino has earned second-team honors from Baseball America and Louisville Slugger and third-team accolades by the NCBWA. Littrell was a second-team selection by Louisville Slugger and a third-team honoree by the NCBWA, with Reed also a third-team NCBWA preseason All-American. In the November, Baseball America, top-100 college draft eligible prospects, Littrell was ranked No. 39 and shortstop Matt Reida was tabbed No. 97. In the preseason top-50 prospects in each college class, Littrell was rated as the No. 36 junior, Cousino the No. 6 sophomore, Reed the No. 16 sophomore, Jerad Grundy the No. 9 senior and freshman Kyle Cody the No. 39 freshman. In Baseball America's SEC preview, Cousino was tabbed as the preseason SEC Player of the Year – in surveys conducted of the league coaches – and best defensive outfielder. Cousino was rated as the second-best SEC prospect available for the 2014 MLB

## UK RECORD WHEN...

Playing at Cliff Hagan Stadium: .....	18-9
Playing away: .....	7-9
Playing at a neutral site: .....	3-1
Vs. SEC overall: .....	10-14
Vs. SEC at home: .....	6-6
Vs. SEC away: .....	6-9
Vs. Non-Conference: .....	18-4
Vs. Non-Conference at home: .....	12-3
Vs. Non-conference away: .....	3-1
Playing a day game: .....	20-8
Playing a night game: .....	7-9
In one-run games: .....	10-5
In two-run games: .....	1-3
In five+run games: .....	11-7
In extra-inning games: .....	2-2
In shutouts: .....	2-1
In doubleheaders: .....	3-3
When scoring first: .....	20-7
When opponent scores first: .....	8-12
When scoring 10 or more runs: .....	5-0
When allowing 10 or more runs: .....	1-5
When scoring five runs or less: .....	12-16
When allowing five runs or less: .....	27-7
When hitting at least one home run: .....	17-8
When allowing at least one home run: .....	7-11
When out-hitting an opponent: .....	14-4
When out-hit by opponent: .....	12-15
When matching opponents hits: .....	2-0
When facing starting LHP: .....	9-7
When facing starting RHP: .....	19-13
When leading after the seventh inning: .....	20-1
When trailing after the seventh inning: .....	4-17
When tied after the seventh inning: .....	4-1
Games decided in the last at bat: .....	7-2
When not committing an error: .....	13-5
When committing two or more errors: .....	8-9
Vs. top-25 ranked opponents: .....	6-11
Vs. teams ranked in the top 10: .....	1-4
On Sunday: .....	6-3
On Monday: .....	1-0
On Tuesday: .....	4-3
On Wednesday: .....	3-0
On Thursday: .....	1-1
On Friday: .....	6-6
On Saturday: .....	6-6
In February: .....	7-1
In March: .....	13-5
In April: .....	5-11
In May: .....	2-2





## RUNS CREATED LEADERS

Player	Runs Created	RC per game
Reed	40.35	8.13
Cousino	33.66	6.40
Riddle	25.63	4.94
Kuhn	24.98	4.72
Zellers	23.33	4.56
Barrett	20.63	6.63

## TWO-STRIKE HITS

Player	Hits
Zellers	18
Reed	17
Kuhn	16
Riddle	15
Cousino	13
Barrett	12
Thomas	11
Reida	10
McConkey	7
Fettes	7
Witt	4
Bernal	1
Boehm	1
Storm	1
Russell	1
Hairston	1

## TWO-OUT HITTING

Player	RBI	Hits
Reed	19	19
Kuhn	11	18
Riddle	8	12
Reida	8	12
Cousino	5	12
Thomas	4	4
Witt	3	6
Zellers	4	10
Barrett	4	16
Fettes	3	2
Bernal	2	3
Hairston	1	2
Boehm	1	2
Russell	1	1

Draft and Reed as the third-best sophomore. Littrell was also tabbed as the 10th-best SEC prospect available for the 2013 MLB Draft. In the College Baseball Daily ranking of the top-100 players in college baseball, Cousino was ranked No. 16, Reed No. 37, Littrell No. 44 and right-hander Trevor Gott No. 59.

### MIDDLE-INFIELD DUO

The key to a good defense is having a strong, veteran core up the middle. The Wildcats boast one of the nation's best middle-infield duos in junior shortstop Matt Reida and junior second baseman J.T. Riddle. Reida is a slick-fielding shortstop with great range and an ability to make the right play with tremendous instincts. Reida ranked second in UK history in defensive assists in 2012, showcasing his range. Riddle, who led the Cape Cod League in defensive assists during the summer, is known for his jaw-dropping range around the keystone. Riddle also owns one of the best infield arms in college baseball, creating a dynamic double-play combo.

### UK BOASTS NATION'S SECOND-MOST DRAFTED PLAYERS

Kentucky has one of the most talented rosters in the nation and the numbers prove it. UK ranks second in the NCAA in players drafted on its 2013 rosters, trailing only preseason No. 2 ranked Vanderbilt (18). UK sits ahead of UCLA (13), Arizona State, Florida, South Carolina and Oregon State (12). UK's 2013 roster not only has 15 drafted players, that number does not include three of the top performers on the team and future high MLB Draft picks, All-America/Team USA centerfielder Austin Cousino, junior flame-throwing closer Trevor Gott and 2012 bullpen weapon Sam Mahar. The trio of Wildcat standouts were not picked out of high school in the MLB Draft. Senior Jerad Grundy has been picked three times in his career, most recently in the 26th round of the 2012 MLB Draft, electing to return for his senior season.

#### NCAA Leaders in Drafted Players:

Vanderbilt - 18  
 Kentucky - 15  
 UCLA - 13  
 Arizona State - 12  
 Florida - 12  
 South Carolina - 12  
 Oregon State - 12  
 Ole Miss - 11  
 Arkansas - 10  
 USC - 10  
 Texas A&M - 10

#### Other Notable Schools:

LSU - 9  
 Texas - 9  
 Oregon - 9  
 Florida State - 8  
 Georgia - 8  
 Florida State - 8  
 Louisville - 8  
 Mississippi State - 8  
 North Carolina - 8  
 NC State - 8  
 Stanford - 8  
 TCU - 8  
 Arizona - 7  
 Miami - 7

*\*Time-consuming research primarily by Kyle Parkinson and Vanderbilt Communications*



## TWO-WAY GUYS

With the NCAA limit of scholarships at 11.7 for a 35-man roster, schools put an influence on finding two-way players to fill out its roster. UK has sophomore A.J. Reed, a semifinalist for the John Olerud Two-Way Player of the Year Award in 2012, returning as one of the nation's best players. A native of Terre Haute, Ind., Reed is a preseason All-American and is primed to build off a stellar 2012 season as a left-handed pitcher and first baseman. Sophomore outfielder/left-handed pitcher Jeff Boehm can also be used both ways, with his bat projecting as a power, impact left-handed swing. UK also added freshman two-way player Trace Vorbeck, an infielder and right-handed pitcher from Corbin, Ky.

## GOTT-CHA

Kentucky's bullpen is anchored by junior righty Trevor Gott, who has emerged as one of the top relievers in college baseball. Gott shattered UK's school record with nine saves in 10 chances in 2012 and helped lead UK to a 40-0 record when leading after seven innings. The six-foot Lexington native posted a 3-0 record and a 2.16 ERA in 23 relief outings in 2012, tossing 25 innings and allowing only 17 hits and seven walks, striking out 38 and holding opponents to a .189 average. Gott was a member of the watch lists for the USA Baseball Golden Spikes Award and the NCBWA Stopper of the Year Award in 2012 and entering 2013 is a preseason member of the NCBWA Stopper of the Year Award Watch List, as one of the top 75 relievers in college baseball. In 2013, Gott has shattered the UK career and single-season records for saves, seeing an expanded role with an ability to get through multiple innings.

## RUSSELL MOVES FROM UK FOOTBALL TO BASEBALL

Kentucky baseball benefited greatly from having outfielder Brian Adams as a power right-handed hitter and speed merchant from 2010-12. Adams came to UK as a football wide receiver, who focused solely on baseball in 2012 before becoming an eighth-round pick of the Padres in the 2012 MLB Draft. UK will feature a former UK and Eastern Kentucky football player on its 2013 roster, as sophomore outfielder/first baseman/catcher Jacob Russell gave up football in the fall to focus on baseball. The 6-foot-4, 240-pound right-handed hitter was the 5A Kentucky High School Football Player of the Year out of Anderson County, before going to EKV as a quarterback. He threw for 125 yards and rushed 36 times for 84 yards and two TDs as a freshman, before transferring to Kentucky. His big moment came in the 2011 Blue/White spring game, rushing 11 times for 74 yards and a TD, also passing for 96 yards.

## INJURY UPDATE

Kentucky has two players that entered the fall knowing they would miss the 2013 season due to injury. Sophomore southpaw Sam Mahar, who starred for a dominating UK bullpen in 2012, had arm surgery in the fall and will miss the year. Freshman lefty Chase Mullins, a 6-foot-9, 280-pound pound product of Paris, Ky., and a 24th round pick in the 2012 MLB Draft by the Texas Rangers, had Tommy John surgery due to an injury suffered during summer baseball and will spend the 2013 season rehabbing. During UK's win over Georgia on March 31, sophomore Thomas Bernal suffered a dislocated elbow and is out indefinitely.

## QUALITY STARTS

Date	Pitcher (#)	P (H, R-ER, BB, K)
2/17	Grundy (1)	6.0 (4, 2-0, 2, 9)
2/22	Grundy (2)	7.0 (3, 1-1, 2, 3)
2/24	Littrell (1)	6.1 (4, 2-2, 5, 4)
3/1	Reed (1)	6.0 (6, 2-2, 2, 4)
3/2	Grundy (3)	8.0 (2, 0-0, 0, 12)
3/3	Littrell (2)	7.0 (5, 1-1, 0, 8)
3/8	Reed (2)	7.0 (5, 0-0, 2, 5)
3/10	Littrell (3)	7.0 (4, 1-1, 1, 9)
3/15	Reed (3)	6.1 (6, 4-1, 1, 5)
3/16	Grundy (4)	6.0 (6, 3-3, 4, 0)
3/17	Littrell (4)	8.0 (10, 1-1, 0, 7)
3/23	Grundy (5)	8.0 (6-2-2, 0, 10)
3/23	Littrell (5)	7.0 (2, 3-1, 6, 4)
3/29	Reed (4)	8.1 (6, 1-1, 0, 4)
3/31	Littrell (6)	7.0 (3, 0-0, 2, 12)
4/2	Cody (1)	6.1 (4, 3-2, 1, 4)
4/12	Reed (5)	6.2 (8, 2-2, 2, 6)
4/21	Littrell (7)	7.2 (5, 3-3, 5, 3)
4/24	Cody (2)	6.0 (4, 1-1, 1, 7)
4/25	Reed (6)	6.2 (4, 2-0, 1, 3)
4/27	Littrell (8)	8.0 (7, 3-3, 1, 6)
5/3	Reed (7)	7.1 (7, 2-2, 0, 5)
5/4	Cody (3)	7.0 (7, 3-1, 3, 5)



## MAKING A MARK ON SUMMER LEAGUES

The Kentucky baseball team had nine players in the Cape Cod League (eight) or with the USA Collegiate National Team (one) during the summer, tied with LSU and Louisville for the NCAA lead. Below is a recap of the summer award winning Wildcats.

*So., OF/LHP Jeff Boehm – No. 27 in PGCBL (Perfect Game)  
Summer Stats: .328/.414/.426, 11 2B, HR, 21 RBI, 19 BB, 22 SO, 4-5 SB*

*So., CF Austin Cousino – No. 12 on Team USA (Baseball America), No. 13 (Perfect Game)  
Summer Stats: .351/.479/.459, 4 2B, 5 RBI, 8 BB, 8 SO, 3-4 SB*

*Jr., RHP Trevor Gott – No. 41 in CCBL (Perfect Game)  
Summer Stats: 0-1, 2.35 ERA, 7 APP, 4 SV, 7.2 IP, 5 H, 3 BB, 10 SO*

*Jr., LHP Corey Littrell – No. 22 in CCBL (Baseball America), No. 35 (Perfect Game)  
Summer Stats: 1-2, 5.06 ERA, 7 GS, 32 IP, 34 H, 11 BB, 45 SO*

*So., RHP Taylor Martin – No. 9 in PGCBL (Baseball America)  
Summer Stats: 3-2, 3.71 ERA, 9 GS, 51 IP, 51 H, 21 ER, 19 BB, 49 SO*

*Jr., IF Paul McConkey – No. 24 in NECBL (Perfect Game)  
Summer Stats: .358/.405/.567, 11 2B, 3B, 4 HR, 22 RBI, 8 BB, 29 SO, 4-4 SB*

*So., LHP/1B A.J. Reed – No. 34 in CCBL (Perfect Game)  
Summer Stats: 3-0, 2.21 ERA, 7 GS, 36.2 IP, 7 BB, 38 SO; .176/.317/.176, 2 RBI, 7 BB, 13 SO*

*Jr., IF J.T. Riddle – No. 75 in CCBL (Perfect Game)  
Summer Stats: .232/.278/.344, 7 2B, 2 3B, 2 HR, 15 RBI, 7 BB, 28 SO, 1-2 SB*

*Jr., OF Lucas Witt – No. 33 in Coastal Plains League (Perfect Game)  
Summer Stats: .264/.296/.318, 4 2B, 3B, 5 RBI, 4 BB, 11 SO, 6-6 SB*

## SEC COACH OF THE YEAR

While rolling to a historic 2012 season, head coach Gary Henderson became the second Kentucky head coach to be voted SEC Coach of the Year by the league coaches. In 2006, John Cohen was voted SEC Coach of the Year as the Wildcats won the conference crown, with Henderson serving as the associate head coach and pitching coach.

## 2012 PROFESSIONAL WILDCATS

A total of 35 former Kentucky standouts played professional baseball during the 2012 season, with Joe Blanton (Phillies/Dodgers), Collin Cowgill (Athletics), Scott Downs (Angels) and Chris Rusin (Cubs) in the big leagues. Cowgill helped lead the Athletics to the American League Western Division Title, a year after helping the Diamondbacks to the AL West Title. In the offseason, Cowgill was traded to the New York Mets and is currently the only right-handed hitting MLB outfielder on the roster. Rusin made his MLB debut with the Cubs in 2012, with UK head coach Gary Henderson traveling to Milwaukee to watch his big league debut. Several other Wildcats had memorable years, as James Paxton (Mariners) continues to knock down the door after pitching in the MLB Futures Game in 2011. Former first-round pick Alex Meyer (Twins) was traded from the Nationals after a 2012 MLB Futures Game outing and a dominating full-season debut. Former first-team All-America outfielder Sawyer Carroll was picked in the MiLB Rule-5 Draft during the offseason after a great season in Triple-A. Brian Adams, Cameron Flynn, Luke Maile, Thomas McCarthy, Tim Peterson, Alex Phillips, Taylor Rogers and Michael Williams each made their MLB debuts in 2012 after UK had a school-record nine players selected in the MLB Draft, second most in the NCAA.

## RECRUITING CLASS PROWESS

Since Kentucky burst onto the national scene by winning the 2006 SEC Title, the Wildcats have boasted ranked recruiting classes. Paced by former recruiting coordinator, head coach Gary Henderson, and recruiting coordinator Brad Bohannon, the Wildcats have annually brought in unprecedented talent. In 2008, Baseball America ranked UK's class – featuring future first rounder Alex Meyer – a school-record No. 4. Collegiate Baseball tabbed UK's class in 2009, No. 6.

2006	No. 21
2007	No. 31
2008	No. 4 (school-record)
2009	No. 6
2010	No. 16
2011	No. 25
2012	No. 11



## UK AT THE PLATE

RIGHT HANDERS	LEFT HANDERS/ SWITCH	2013 SPLITS											
		G	AVG.	R	H	2B	3B	HR	RBI	BB	K	SB	
Zach Arnold	Kyle Barrett	Overall	47	.256	257	402	63	8	30	232	201	318	51
Thomas Bernal	Jeff Boehm	SEC	24	.231	93	180	28	2	15	88	81	163	18
Andrew Bryant	Austin Cousino	Non SEC	23	.281	164	222	35	6	15	144	120	155	33
Greg Fettes	Paul McConkey												
Max Kuhn	A.J. Reed	Home	27	.273	145	234	36	3	16	132	129	178	27
Jacob Russell	Matt Reida	Away	16	.212	72	120	18	2	12	64	54	117	17
Zack Storm	J.T. Riddle	Neutral	4	.331	40	48	9	3	2	36	18	23	7
Micheal Thomas	(S) Casey Schroeder												
Lucas Witt		Day	31	.278	197	285	44	6	25	177	122	193	38
Zac Zellers		Night	16	.216	60	117	19	2	5	55	79	125	13
		Wins	28	.289	197	262	44	7	19	175	132	177	34
		Losses	19	.212	60	140	19	1	11	57	69	141	17
		February	8	.310	76	88	15	3	4	68	38	56	14
		March	19	.283	109	171	31	3	12	99	86	106	23
		April	16	.206	60	114	16	2	11	54	62	124	14
		May	4	.228	12	29	1	0	3	11	15	32	0
		June											

## UK IN THE SEC STATS

Player	Stat	Rank
--------	------	------

## 2013 MULTI-HIT

PLAYER	2	3	4	5+	TOTAL
THOMAS BERNAL	1	1	-	-	2
JEFF BOEHM	-	-	-	-	-
AUSTIN COUSINO	9	3	-	-	12
MAX KUHN	9	1	-	-	10
A.J. REED	9	3	2	-	14
MATT REIDA	5	1	-	-	6
J.T. RIDDLE	7	2	1	1	11
MICHEAL THOMAS	3	1	-	-	4
LUCAS WITT	4	-	-	-	4
ZAC ZELLERS	9	1	-	-	10
GREG FETTES	3	1	-	-	4
PAUL MCCONKEY	2	-	-	-	2
KYLE BARRETT	10	3	-	-	13
ZACK STORM	1	-	-	-	1

## CAREER MULTI-HIT

PLAYER	2	3	4	5+	TOTAL
THOMAS BERNAL	4	1	-	-	5
JEFF BOEHM	1	-	-	-	1
AUSTIN COUSINO	30	9	1	-	40
MAX KUHN	9	1	-	-	10
A.J. REED	22	5	3	-	30
MATT REIDA	12	7	-	-	19
J.T. RIDDLE	24	11	1	1	37
MICHEAL THOMAS	4	1	-	-	5
LUCAS WITT	10	1	-	-	11
ZAC ZELLERS	17	4	1	1	23
GREG FETTES	3	1	-	-	4
PAUL MCCONKEY	2	-	-	-	2
KYLE BARRETT	10	3	-	-	13
ZACK STORM	1	-	-	-	1

## 2013 MULTI-RBI

PLAYER	2	3	4	5+	TOTAL
THOMAS BERNAL	1	-	-	-	1
JEFF BOEHM	-	-	-	-	-
AUSTIN COUSINO	2	1	2	-	5
MAX KUHN	4	1	-	-	5
A.J. REED	3	7	2	1	13
MATT REIDA	2	1	-	-	3
J.T. RIDDLE	3	1	-	-	4
MICHEAL THOMAS	4	1	-	-	5
LUCAS WITT	1	1	-	-	2
ZAC ZELLERS	8	-	-	-	8
PAUL MCCONKEY	2	-	1	-	3
GREG FETTES	1	-	-	-	1
KYLE BARRETT	2	-	-	-	2

## CAREER MULTI-RBI

PLAYER	2	3	4	5+	TOTAL
THOMAS BERNAL	1	-	-	-	1
JEFF BOEHM	-	-	-	-	-
AUSTIN COUSINO	7	8	2	-	17
MAX KUHN	4	1	-	-	5
A.J. REED	9	11	2	2	24
MATT REIDA	5	2	-	-	7
J.T. RIDDLE	14	5	-	-	19
MICHEAL THOMAS	5	1	-	-	6
LUCAS WITT	2	1	-	-	3
ZAC ZELLERS	9	2	1	-	11
PAUL MCCONKEY	2	-	1	-	3
GREG FETTES	1	-	-	-	1
KYLE BARRETT	2	-	-	-	2

## UK IN THE NCAA STATS

Player	Stat	Rank
--------	------	------



## OPPONENTS IN THE POLLS

TEAM	BA	CB	ESPN	BWA
Arkansas	11	12	14	14
Indiana	14	21	16	16
Kansas State	nr	29	nr	nr
LSU	3	3	3	4
Louisville	12	10	11	10
Mississippi St.	21	24	13	13
Ole Miss	nr	27	20	20
South Carolina	15	16	12	12
Vanderbilt	2	1	2	1

## KENTUCKY WEEK-BY-WEEK IN THE NATIONAL POLLS

Date	BA	ESPN	BWA	CB
Pre	11	15	12	8
Week 1	11	15	11	8
Week 2	11	15	12	8
Week 3	11	11	10	7
Week 4	10	10	9	9
Week 5	10	10	9	8
Week 6	8	10	10	9
Week 7	7	9	10	9
Week 8	13	14	14	14
Week 9	17	19	18	23
Week 10	nr	24	25	nr
Week 11	23	23	26	nr
Week 12	nr	rv	rv	nr
Week 13				
Week 14				
Final				

## VS. RANKED OPPONENTS

vs. No. 14 Miss. State	L, 4-8
vs. No. 14 Miss. State	W, 3-2
vs. No. 14 Miss. State	W, 4-3
at No. 9 Louisville	W, 5-4 (10)
at No. 2 LSU	L, 1-11
at No. 2 LSU	L, 1-9
at No. 2 LSU	L, 4-11
vs. No. 8 Louisville	L, 5-12
at No. 14 S. Carolina	L, 2-5
at No. 14 S. Carolina	L, 6-7 (11)
at No. 14 S. Carolina	L, 1-3
at No. 16 Ole Miss	W, 3-2
at No. 16 Ole Miss	L, 5-11
at No. 16 Ole Miss	W, 5-4
vs. No. 14 Arkansas	L, 1-2
vs. No. 14 Arkansas	L, 3-5
vs. No. 14 Arkansas	W, 4-3

## BASEBALL AMERICA

1. North Carolina
2. **Vanderbilt**
3. **LSU**
4. Cal State Fullerton
5. NC State
6. Oregon State
7. Virginia
8. UCLA
9. Florida State
10. Oregon
11. **Arkansas**
12. **Louisville**
13. Arizona State
14. **Indiana**
15. **South Carolina**
16. New Mexico
17. Rice
18. Oklahoma
19. Clemson
20. South Alabama
21. **Mississippi State**
22. Virginia Tech
23. South Florida
24. Pittsburgh
25. Stanford

## USA TODAY/ESPN (COACHES)

1. North Carolina
2. **Vanderbilt**
3. **LSU**
4. Cal State Fullerton
5. Oregon State
6. Oregon
7. Florida State
8. Virginia
9. NC State
10. UCLA
11. **Louisville**
12. **South Carolina**
13. **Mississippi State**
14. **Arkansas**
15. Oklahoma
16. **Indiana**
17. Arizona State
18. Rice
19. Oklahoma State
20. **Ole Miss**
21. Stanford
22. Clemson
23. UC Irvine
24. Cal Poly
25. South Alabama

## COLLEGIATE BASEBALL

1. **Vanderbilt**
2. North Carolina
3. **LSU**
4. Cal. St. Fullerton
5. Oregon St.
6. Oregon
7. N.C. State
8. Virginia
9. Florida St.
10. **Louisville**
11. UCLA
12. **Arkansas**
13. Oklahoma
14. Arizona St.
15. Clemson
16. **South Carolina**
17. Pittsburgh
18. New Mexico
19. Stanford
20. South Florida
21. **Indiana**
22. Cal. Poly
23. South Alabama
24. **Mississippi State**
25. Troy
26. Rice
27. **Ole Miss**
28. Sam Houston St.
29. **Kansas St.**
30. Campbell

## NCBWA

1. **Vanderbilt**
2. North Carolina
3. Cal State Fullerton
4. **LSU**
5. Oregon State
6. Oregon
7. Virginia
8. Florida State
9. N.C. State
10. **Louisville**
11. UCLA
12. **South Carolina**
13. **Mississippi State**
14. **Arkansas**
15. Arizona State
16. **Indiana**
17. Rice
18. Oklahoma
19. Oklahoma State
20. **Ole Miss**
21. Stanford
22. Cal Poly
23. UC Irvine
24. Mercer
25. Clemson
26. South Alabama
27. Arizona
28. **Kansas State**
29. Pittsburgh
30. Georgia Tech



## The last time a UK player ...

Led off a game with a home run:	Austin Cousino (vs. Cincinnati, April 17, 2012)
Led off a game with a triple:	Austin Cousino (vs. Georgia, March 31, 2013)
Hit a grand slam:	Austin Cousino (vs. Niagara, Feb. 17, 2013)
Hit a walk-off home run:	Luke Maile (vs. South Carolina, March 16, 2012)
Hit an extra-inning, game-winning home run:	Chris Wade (at New Orleans, March 17, 2009)
Hit two home runs in a game:	Luke Maile (vs. Dayton, April 4, 2012)
Hit three home runs in a game:	Gunner Glad (vs. South Carolina, March 28, 2009)
Hit a home run on his birthday:	Austin Cousino (vs. Cincinnati, April 17, 2012)
Had a walk-off hit:	Luke Maile (vs. South Carolina, March 16, 2012)
Had a walk-off walk:	Thomas Bernal (vs. Buffalo, Feb. 26, 2012)
Homered in consecutive games:	A.J. Reed (vs. Akron, March 1-2, 2013)
Homered in first at bat of the season:	Luke Maile (vs. Bowling Green, Feb. 28, 2010)
Homered in first at bat of their career:	Luke Maile (vs. Bowling Green, Feb. 28, 2010)
Homered in first home at bat of their career (GS):	A.J. Reed (vs. Buffalo, Feb. 24, 2012)
Homered in final home at bat of their career (GS):	Marcus Nidiffer (vs. LSU, May 14, 2010)
Hit back to back home runs:	A.J. Reed, Cameron Flynn (vs. Wright State, March 12, 2012)
Hit three consecutive home runs:	Lance Ray, Braden Kapteyn and Marcus Nidiffer (at Indiana, May 11, 2010)
Scored four or more runs in a game:	Austin Cousino (vs. Akron, March 1, 2013)
Scored six or more runs in a game:	Andy Burns (vs. Mississippi State, April 19, 2009)
Had four or more hits in a game:	A.J. Reed (vs. Akron, March 1, 2013)
Had five or more hits in a game:	J.T. Riddle (vs. Niagara, Feb. 17, 2013)
Had six hits in a game:	J.T. Riddle (vs. Niagara, Feb. 17, 2013)
Had five RBI in a game:	Thomas McCarthy (vs. Xavier, April 5, 2011)
Had six RBI in a game:	A.J. Reed (vs. Buffalo, Feb. 24, 2012)
Had eight RBI in a game:	Ryan Wilkes (vs. Wright State, May 5, 2008)
Hit home runs from both sides of the plate:	Ryan Wilkes (vs. Wright State, May 5, 2008)
Had two or more bunt singles in a game:	Bryan Rose (vs. MSU, April 5, 2008)
Stole three bases in a game:	Neiko Johnson (vs. South Carolina, May 8, 2010)
Stole four bases in a game:	Chris Bisson (at Auburn, April 26, 2010)
Walked four or more times in a game:	Andy Burns (vs. Tennessee, May 3, 2009)
Struck out 10 or more batters in a game:	Jerad Grundy, 12 (vs. Akron, March 2, 2013)
Pitched a seven-inning complete game:	Chris Rusin (at LSU, March 15, 2009)
Pitched a nine-inning complete game:	Alex Meyer (vs. Arkansas, April 23, 2011)
Pitched a nine-inning complete-game shutout:	Alex Meyer (vs. No. 1 Vanderbilt, May 6, 2011)
Had three outfield assists in a game:	Austin Cousino (vs. Ole Miss, April 6, 2012)
Threw a runner out at the plate:	Jeff Boehm (vs. Akron, March 3, 2013)
Had outfield assists in back-to-back games:	Austin Cousino (at Wofford, vs. Eastern Michigan, Feb. 17-18, 2012)

## The last time UK ...

Played an extra-inning game:	18 innings, at Western Kentucky (April 23, 2013)
Scored 20 or more runs in a game:	20, vs. Niagara (Feb. 17, 2013)
Hit six home runs in a game:	vs. Dayton (April 4, 2012)
Drew 12 or more walks in a game:	12, at Indiana (May 11, 2010)
Got hit by 10 or more pitches in a game:	10, vs. Monmouth (March 6, 2010) * TIED NCAA RECORD
Stole eight bases in a game:	at Auburn (April 25, 2010)
Tied a game:	vs. LSU (March 25, 2007)
Committed six or more errors in a game:	6, vs. Murray State (March 15, 2010)
Won a series vs. a No. 1 ranked foe:	vs. LSU (4/20/12-4/22/12)



## Kentucky Batting Order

GAME	1	2	3	4	5	6	7	8	9
UNC Asheville	Cousino	Zellers	Reed	Riddle	Kuhn	McConkey	Witt	Reida	Thomas
Niagara	Cousino	Zellers	Reed	Riddle	Kuhn	Witt	Bernal	Reida	Thomas
USC Upstate	Cousino	Zellers	Reed	Riddle	Kuhn	McConkey	Witt	Reida	Thomas
Kansas State	Cousino	Zellers	Reed	Kuhn	Riddle	Bernal	Witt	Reida	Thomas
Elon	Cousino	Zellers	Reed	Kuhn	Riddle	McConkey	Witt	Reida	Thomas
Coastal Car.	Cousino	Witt	Reed	Kuhn	Riddle	Bernal	Zellers	Reida	Thomas
Murray State	Cousino	Witt	Reed	Riddle	Kuhn	McConkey	Boehm	Reida	Fettes
EKU	Cousino	Witt	Reed	Riddle	Kuhn	Zellers	Reida	Barrett	Thomas
Akron	Cousino	Zellers	Reed	Riddle	Kuhn	McConkey	Witt	Reida	Thomas
Akron	Cousino	Zellers	Reed	Riddle	Kuhn	Bernal	Witt	Reida	Fettes
Akron	Cousino	Zellers	Reed	Riddle	Kuhn	McConkey	Boehm	Reida	Thomas
Xavier	Cousino	Zellers	Reed	Riddle	Kuhn	McConkey	Witt	Reida	Thomas
Michigan St.	Cousino	Zellers	Reed	Kuhn	Riddle	Bernal	Thomas	Reida	Witt
Michigan St.	Cousino	Zellers	Reed	Kuhn	Riddle	McConkey	Witt	Reida	Fettes
Michigan St.	Cousino	Riddle	Kuhn	Reed	Thomas	McConkey	Witt	Reida	Barrett
Ohio	Cousino	Riddle	Kuhn	Reed	Thomas	Barrett	Zellers	Reida	Arnold
Florida	Cousino	Riddle	Kuhn	Reed	McConkey	Thomas	Zellers	Reida	Witt
Florida	Cousino	Zellers	Reed	Riddle	Kuhn	Boehm	Barrett	Thomas	Reida
Florida	Cousino	Zellers	Reed	Kuhn	Riddle	Boehm	Barrett	Thomas	Reida
Western Ky.	Cousino	Witt	Reed	Riddle	Kuhn	Boehm	Barrett	Fettes	Reida
Miss. State	Cousino	Zellers	Reed	Kuhn	Riddle	Bernal	Barrett	Thomas	Reida
Miss. State	Cousino	Zellers	Reed	Kuhn	Riddle	McConkey	Barrett	Thomas	Reida
Miss. State	Cousino	Zellers	Reed	Kuhn	Riddle	Barrett	McConkey	Thomas	Reida
Marshall	Cousino	Zellers	Reed	Kuhn	Riddle	Barrett	Bernal	Reida	Fettes
Georgia	Cousino	Zellers	Reed	Kuhn	Riddle	Barrett	McConkey	Thomas	Reida
Georgia	Cousino	Zellers	Reed	Kuhn	Riddle	Barrett	Thomas	Reida	Fettes
Georgia	Cousino	Zellers	Reed	Riddle	Kuhn	Barrett	McConkey	Reida	Thomas
Louisville	Cousino	Zellers	Reed	Riddle	Kuhn	Barrett	McConkey	Thomas	Reida
LSU	Cousino	Zellers	Reed	Riddle	Kuhn	Barrett	McConkey	Reida	Thomas
LSU	Cousino	Zellers	Reed	Kuhn	Riddle	Barrett	Boehm	Thomas	Reida
LSU	Cousino	Zellers	Reed	Kuhn	Riddle	Thomas	Barrett	Reida	Witt
Austin Peay	Barrett	Zellers	Cousino	Reed	Kuhn	Riddle	Thomas	Reida	Storm
Tennessee	Barrett	Zellers	Cousino	Reed	Kuhn	Riddle	Thomas	Reida	McConkey
Tennessee	Barrett	Zellers	Cousino	Reed	Riddle	Kuhn	Thomas	Reida	Storm
Tennessee	Barrett	Zellers	Cousino	Reed	Riddle	Kuhn	Thomas	Reida	McConkey
Louisville	Barrett	Kuhn	Cousino	Reed	Riddle	Boehm	Witt	Reida	Fettes
S. Carolina	Barrett	Zellers	Cousino	Reed	Kuhn	Riddle	Boehm	Thomas	Reida
S. Carolina	Barrett	Zellers	Cousino	Reed	Kuhn	Riddle	Fettes	Reida	Hairston
S. Carolina	Zellers	Cousino	Reed	Kuhn	Riddle	Fettes	McConkey	Reida	Witt
Western Ky.	Zellers	Cousino	Reed	Kuhn	Riddle	McConkey	Thomas	Reida	Witt
Ole Miss	Barrett	Cousino	Reed	Riddle	Zellers	McConkey	Kuhn	Reida	Fettes
Ole Miss	Barrett	Cousino	Reed	Riddle	Zellers	McConkey	Kuhn	Reida	Fettes
Ole Miss	Barrett	Cousino	Reed	Riddle	Zellers	Fettes	Kuhn	Reida	Thomas
Arkansas	Barrett	Cousino	Reed	Zellers	Riddle	Fettes	Kuhn	Reida	McConkey
Arkansas	Barrett	Cousino	Reed	Zellers	Riddle	Fettes	Kuhn	McConkey	Reida
Arkansas	Barrett	Zellers	Cousino	Reed	Fettes	Riddle	Kuhn	Thomas	Reida
Wright State	Barrett	Zellers	Cousino	Reed	Fettes	Riddle	Kuhn	Thomas	Reida



## Kentucky Starting Lineup

GAME	C	1B	2B	3B	SS	LF	CF	RF	DH
UNC Asheville	Thomas	Kuhn	Riddle	McConkey	Reida	Witt	Cousino	Zellers	Reed
Niagara	Thomas	Bernal	Riddle	Kuhn	Reida	Witt	Cousino	Zellers	Reed
USC Upstate	Thomas	Reed	Riddle	McConkey	Reida	Witt	Cousino	Zellers	Kuhn
Kansas State	Thomas	Bernal	Riddle	Kuhn	Reida	Witt	Cousino	Zellers	Reed
Elon	Thomas	Kuhn	Riddle	McConkey	Reida	Witt	Cousino	Zellers	Reed
Coastal Car.	Thomas	Bernal	Riddle	Kuhn	Reida	Witt	Cousino	Zellers	Reed
Murray State	Fettes	Reed	Riddle	McConkey	Reida	Witt	Cousino	Zellers	Kuhn
EKU	Thomas	Reed	Riddle	Kuhn	Reida	Witt	Cousino	Zellers	Barrett
Akron	Thomas	Kuhn	Riddle	McConkey	Reida	Witt	Cousino	Zellers	Reed
Akron	Fettes	Bernal	Riddle	Kuhn	Reida	Witt	Cousino	Zellers	Reed
Akron	Thomas	Kuhn	Riddle	McConkey	Reida	Zellers	Cousino	Boehm	Reed
Xavier	Thomas	Kuhn	Riddle	McConkey	Reida	Witt	Cousino	Zellers	Reed
Michigan St.	Thomas	Bernal	Riddle	Kuhn	Reida	Witt	Cousino	Zellers	Reed
Michigan St.	Fettes	Kuhn	Riddle	McConkey	Reida	Witt	Cousino	Zellers	Reed
Michigan St.	Thomas	Reed	Riddle	Kuhn	Reida	Witt	Cousino	Barrett	McConkey
Ohio	Arnold	Reed	Riddle	Kuhn	Reida	Zellers	Cousino	Barrett	Thomas
Florida	Thomas	Kuhn	Riddle	McConkey	Reida	Witt	Cousino	Zellers	Reed
Florida	Thomas	Reed	Riddle	Kuhn	Reida	Barrett	Cousino	Zellers	Boehm
Florida	Thomas	Reed	Riddle	Kuhn	Reida	Barrett	Cousino	Zellers	Boehm
Western Ky.	Fettes	Reed	Riddle	Kuhn	Reida	Witt	Cousino	Barrett	Boehm
Miss. State	Thomas	Bernal	Riddle	Kuhn	Reida	Zellers	Cousino	Barrett	Reed
Miss. State	Thomas	Reed	Riddle	Kuhn	Reida	Zellers	Cousino	Barrett	McConkey
Miss. State	Thomas	Reed	Riddle	Kuhn	Reida	Zellers	Cousino	Barrett	McConkey
Marshall	Fettes	Bernal	Riddle	Kuhn	Reida	Zellers	Cousino	Barrett	Reed
Georgia	Thomas	Kuhn	Riddle	McConkey	Reida	Zellers	Cousino	Barrett	Reed
Georgia	Thomas	Reed	Riddle	Kuhn	Reida	Zellers	Cousino	Barrett	Fettes
Georgia	Thomas	Reed	Riddle	Kuhn	Reida	Zellers	Cousino	Barrett	McConkey
Louisville	Thomas	Kuhn	Riddle	McConkey	Reida	Zellers	Cousino	Barrett	Reed
LSU	Thomas	Kuhn	Riddle	McConkey	Reida	Zellers	Cousino	Barrett	Reed
LSU	Thomas	Reed	Riddle	Kuhn	Reida	Zellers	Cousino	Barrett	Boehm
LSU	Thomas	Reed	Riddle	Kuhn	Reida	Witt	Cousino	Zellers	Barrett
Austin Peay	Thomas	Reed	Riddle	Kuhn	Reida	Zellers	Cousino	Barrett	Storm
Tennessee	Thomas	Kuhn	Riddle	McConkey	Reida	Zellers	Cousino	Barrett	Reed
Tennessee	Thomas	Reed	Riddle	Kuhn	Reida	Zellers	Cousino	Barrett	Storm
Tennessee	Thomas	Reed	Riddle	Kuhn	Reida	Zellers	Cousino	Barrett	McConkey
Louisville	Fettes	Reed	Riddle	Kuhn	Reida	Witt	Cousino	Barrett	Boehm
S. Carolina	Thomas	Boehm	Riddle	Kuhn	Reida	Zellers	Cousino	Barrett	Reed
S. Carolina	Fettes	Reed	Riddle	Kuhn	Reida	Zellers	Cousino	Barrett	Hairston
S. Carolina	Fettes	Reed	Riddle	Kuhn	Reida	Witt	Cousino	Zellers	McConkey
Western Ky.	Thomas	Reed	Riddle	Kuhn	Reida	Witt	Cousino	Zellers	McConkey
Ole Miss	Fettes	McConkey	Riddle	Kuhn	Reida	Zellers	Cousino	Barrett	Reed
Ole Miss	Fettes	Reed	Riddle	Kuhn	Reida	Zellers	Cousino	Barrett	McConkey
Ole Miss	Thomas	Reed	Riddle	Kuhn	Reida	Zellers	Cousino	Barrett	Fettes
Arkansas	Fettes	McConkey	Riddle	Kuhn	Reida	Zellers	Cousino	Barrett	Reed
Arkansas	Fettes	Reed	Riddle	Kuhn	Reida	Zellers	Cousino	Barrett	McConkey
Arkansas	Thomas	Reed	Riddle	Kuhn	Reida	Zellers	Cousino	Barrett	Fettes
Wright State	Thomas	Reed	Riddle	Kuhn	Reida	Zellers	Cousino	Barrett	Fettes



## HOME RUN BREAKDOWN

### BY LOCATION

at home	16
on road	12
neutral	2

### BY PITCHER

vs. right	22
vs. left	8
starters	19
relievers	11
closers	3

### BY CONFERENCE

vs. SEC	15
vs. non SEC	15

### BY OUTS

with no out	13
with one out	10
with two out	7

### BY RUNNERS ON

solo	13
two-run	9
three-run	6
grand slam	2

### BY COUNT

ahead in count	11
even in count	14
behind in count	4
full count	3
first pitch	11
two strike	6

### BY TIME OF DAY

day games	25
night games	5

## Home Run Tracker

No	Player (#)	Opponent	On	Out	Inn	Count	Pitcher (R/L)
1.	Cousino (1)	Niagara	3	1	4	1-2	Lysiak (R)
2.	Riddle (1)	USC Upstate	0	1	8	0-0	Sobotka (R)
3.	Reed (1)	Kansas St.	1	2	9	0-0	Witt (R)
4.	Reed (2)	Murray St.	2	0	1	0-0	Vonder Haar (R)
5.	Reed (3)	Akron	2	0	2	1-0	Pusateri (R)
6.	Reed (4)	Akron	0*	0	4	0-0	Valek (L)
7.	Cousino (2)	Akron	2	1	2	1-1	Brubaker (R)
8.	Reed (5)	Xavier	0	1	7	0-0	Marks (L)
9.	Cousino (3)	Mich. St.	0*	0	1	1-0	Waszak (R)
10.	Kuhn (1)	Mich. St.	0*	0	8	1-1	Kuhn (L)
11.	McConkey (1)	Mich. St.	0*	0	8	2-0	Garner (R)
12.	Zellers (1)	Ohio	1	0	3	1-1	Kennedy (L)
13.	Cousino (4)	Florida	1	2	9	3-1	Rhodes (R)
14.	Thomas (1)	Florida	2	1	2	0-0	Handhold (R)
15.	Reed (6)	Miss. State	1	1	1	0-0	Graveman (R)
16.	Thomas (2)	Georgia	1	0	5	0-2	Benzor (R)
17.	Reed (7)	Louisville	1	1	1	3-2	Funkhouser (R)
18.	Kuhn (2)	Louisville	0	0	6	1-1	Kime (R)
19.	Reed (8)	LSU	2	2	7	1-2	Rumbelow (R)
20.	Kuhn (3)	Tennessee	0	2	6	1-0	Williams (R)
21.	Reed (9)	Tennessee	3	2	9	1-0	Bettencourt (R)
22.	Zellers (2)	S. Carolina	1	1	6	3-2	Belcher (L)
23.	Fettes (1)	S. Carolina	1	2	6	2-2	Montgomery (L)
24.	Reed (10)	S. Carolina	2	1	7	3-2	Westmoreland (L)
25.	Cousino (5)	Western Ky.	1	0	6	0-0	Hageman (R)
26.	Cousino (6)	Ole Miss	0	1	1	1-0	Wahl (R)
27.	Fettes (2)	Ole Miss	0	0	7	1-0	Greenwood (R)
28.	Fettes (3)	Arkansas	0*	0	4	2-1	Stanek (R)
29.	Reed (11)	Arkansas	0	2	5	2-2	Stanek (R)
30.	Zellers (3)	Arkansas	0	1	1	1-2	Fant (L)

## HOME RUN CHART

PLAYER	NO.	SOLO	2-RUN	3-RUN	GS	LHP	RHP	HOME	ROAD	GT	GA	RECORD	LAST	AB SINCE
A.J. Reed	11	3	3	4	1	3	8	7	3	-	4	6-5	5/4	8
Austin Cousino	6	3	1	1	1	-	6	2	3	1	2	5-1	4/25	24
J.T. Riddle	1	1	-	-	-	-	1	-	1	-	-	1-0	2/18	170
Max Kuhn	3	3	-	-	-	1	2	2	1	1	1	2-1	4/13	48
Paul McConkey	1	1	-	-	-	-	1	1	-	-	-	0-1	3/9	45
Zac Zellers	3	1	1	-	-	1	2	2	1	-	1	1-2	5/4	26
Michael Thomas	2	-	1	1	-	-	2	1	1	-	1	2-0	3/31	43
Greg Fettes	3	2	1	-	-	2	1	1	2	1	-	1-2	5/4	6

## HOME RUNS BY POSITION

C	1B	2B	SS	3B	LF	CF	RF	DH
3	7	1	-	2	2	8	-	7

## HOME RUNS BY INNING

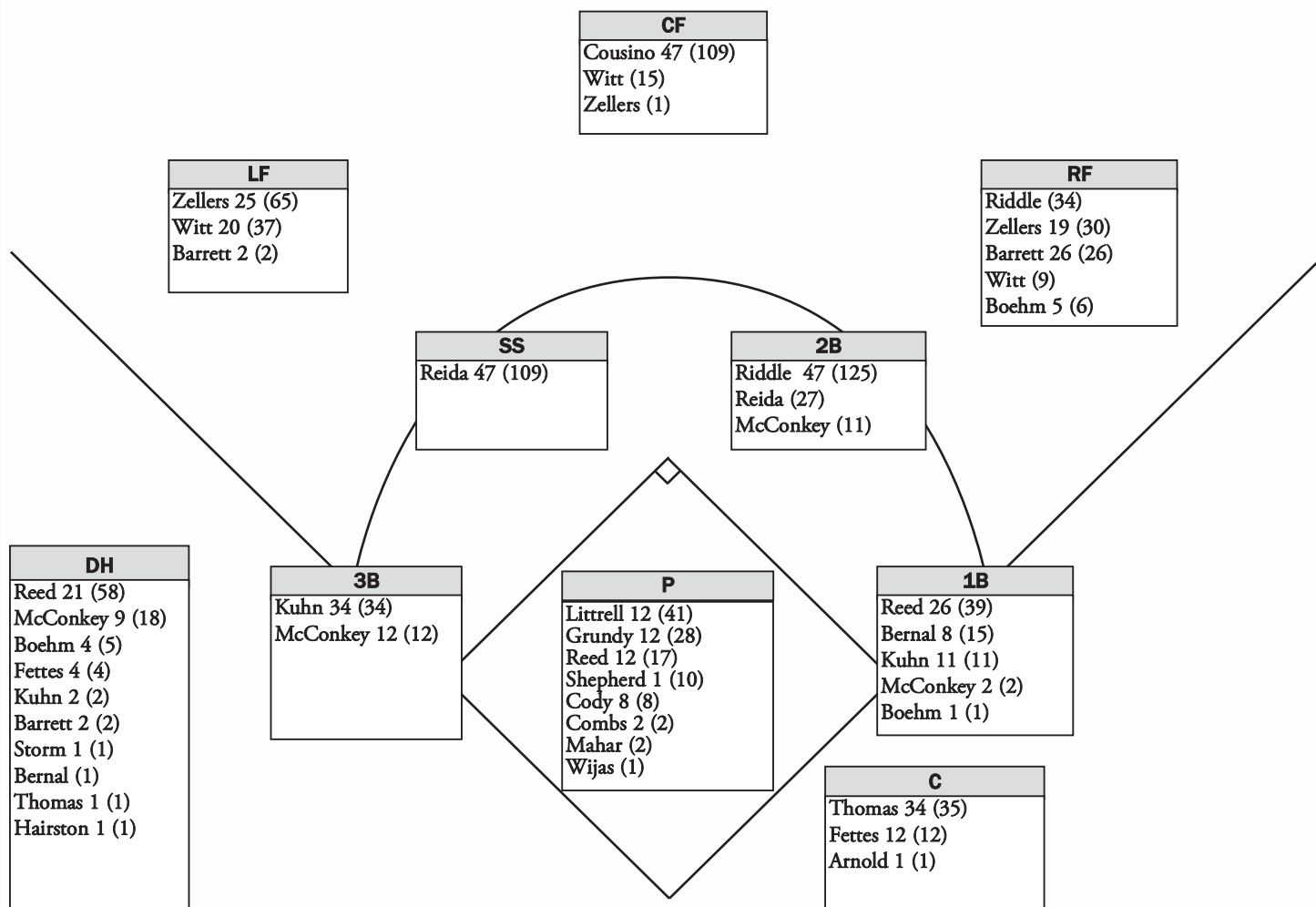
1	2	3	4	5	6	7	8	9	10+
6	3	1	4	2	5	3	3	3	-



## Starts By Batting Order 2013

Player	1	2	3	4	5	6	7	8	9
Cousino	31	7	9	-	-	-	-	-	-
Zellers	2	32	-	-	3	1	3	-	-
Reed	-	-	35	12	-	-	-	-	-
Riddle	-	3	-	18	18	5	-	-	-
Kuhn	-	1	3	15	19	2	7	-	-
Witt	-	4	-	-	-	1	10	-	5
Bernal	-	-	-	-	-	5	2	-	-
McConkey	-	-	-	-	1	13	6	1	3
Reida	-	-	-	-	-	-	1	32	14
Thomas	-	-	-	-	2	2	6	12	13
Fettes	-	-	-	-	2	4	2	1	7
Barrett	14	-	-	-	-	9	6	1	1
Boehm	-	-	-	-	-	4	4	-	-
Arnold	-	-	-	-	-	2	-	-	1
Storm	-	-	-	-	-	-	-	-	2

## Starts By Position 2013 (career)





# trevor GOTT

RHP • 6-0 • 190 • Jr. • Lexington, Ky. (Tates Creek)

Dominating late-inning reliever has been used in key situations and key games through the first portion of junior season ... Set the career record hold for saves after eclipsing the mark with his 16th save vs. Ohio ... After setting the UK single-season saves records in 2012, is on the NCBWA 2013 Midseason Stopper of the Year Award Watch List ... First outing of the year came in a winning effort at USC Upstate on a Monday in Spartanburg ... Came into the game at Upstate in a 10-10 tie in the eighth inning, after UK rallied with four runs to tie the game in the top of the frame ... Worked two quick innings, with UK taking the lead in the top of the ninth and Gott closing the door in the ninth ... Came into a tough spot of a 2-2 game in the bottom of the eighth inning at Coastal Carolina with two runners on and one out ... After allowing a seeing-eye single to load the bags with one out, Gott struck out the cleanup hitter and got a pop out to end the inning, with UK taking the lead in the top of the ninth and Gott slamming the door for the win the bottom of the frame ... Picked up a four-out save vs. ECU, coming in with UK owning a 6-2 lead in the top of the eighth inning and the bases loaded, getting a strikeout to end the inning and striking out the side in the ninth for the first save of the year ... Save vs. ECU marked his fourth career 4+ out save ... Picked up a save vs. Xavier on March 6, his 13th career to move into a tie for second place all time ... Notched two saves during the three-game series win over Michigan State, a 2-1 win on Friday night and a 3-1 win on Sunday in the rubber match ... Record-breaking save came on March 12 vs. Ohio, getting the final two outs of the game for his 16th save ... Picked up save with four outs at Florida on Saturday, dancing around an error in the ninth inning for his fifth career 4+ out save ... With UK up 6-1 at Florida in the rubber match, Gott came on to get the final three outs in the ninth inning, allowing three singles and his first run of the year to score ... Picked up seventh save of the year in a series-evening win over No. 14 Mississippi State ... Picked up a win in extended innings in the series opener vs. Georgia, allowing some tough-luck singles that led to the first run allowed on the year and his first blown save ... Came back out after the bottom of the ninth to pitch a scoreless 10th as UK won it in the bottom half ... Worked a shutout ninth in a 5-0 win over Georgia on Sunday ... Had two innings in relief for a win at No. 9 Louisville, as an error and an infield single led to an unearned run in the bottom of the ninth inning for the blown save ... After UK took a 5-4 lead in the top of the 10th, came out to finish off the game with three quick outs and the win ... Picked up 19th career save by striking out the side on just 12 pitches (nine strikes) in a win over Austin Peay ... 20th career save came in an inning vs. Tennessee, allowing two unearned runs after a ball rolled between the legs of a defender and to the outfield wall ... Picked up school-record 10th save of the year with an inning in the rubber match at No. 16 Ole Miss, allowing his first career run in a save ... Notched 11th save of the year in UK's 4-1 midweek win over Wright State, tossing a perfect inning with one looking strikeout ... In Gott's 22 career saves, he has thrown 23.2 innings, allowing only 10 hits and one earned run, walking just six and striking out 35 without a hit batter or wild pitch.

## APPEARANCES

Date	Opponent	Dec.	IP	H	R	ER	BB	SO	2B	3B	HR	NP
2.18	at USC Upstate	W, 1-0	2.0	1	0	0	1	1	0	0	0	31
2.24	at Coastal Carolina	W, 2-0	1.2	1	0	0	0	2	0	0	0	28
2.27	Eastern Kentucky	Sv, 1	1.1	0	0	0	0	4	0	0	0	20
3.3	Akron	-	0.1	0	0	0	0	1	0	0	0	5
3.6	Xavier	Sv, 2	1.0	1	0	0	1	1	0	0	0	21
3.8	Michigan St.	Sv, 3	1.0	0	0	0	0	1	0	0	0	12
3.10	Michigan St.	Sv, 4	1.0	1	0	0	0	0	0	0	0	15
3.12	Ohio	Sv, 5	0.2	0	0	0	0	1	0	0	0	6
3.16	at Florida	Sv, 6	1.1	0	1	0	1	2	0	0	0	22
3.17	at Florida	-	1.0	3	1	1	0	0	0	0	0	16
3.23	Miss. State	Sv, 7	1.0	1	0	0	0	2	0	0	0	14
3.29	Georgia	W, 3-0	1.2	3	1	1	0	2	1	0	0	32
3.31	Georgia	-	1.0	0	0	0	0	2	0	0	0	8
4.2	Louisville	W, 4-0	2.0	1	1	0	0	1	0	0	0	21
4.9	Austin Peay	Sv, 8	1.0	0	0	0	0	3	0	0	0	12
4.12	Tennessee	Sv, 9	1.0	3	2	0	1	1	0	0	0	25
4.16	Louisville	-	1.0	1	0	0	0	0	0	0	0	10
4.20	at South Carolina	L, 4-1	2.2	5	1	1	1	2	1	0	0	62
4.23	at Western Ky.	-	3.1	4	1	0	0	5	0	0	0	70
4.27	at Ole Miss	Sv, 10	1.0	2	1	1	0	1	1	0	0	21
5.7	Wright State	Sv, 11	1.0	0	0	0	0	1	0	0	0	19

## CAREER VS. VANDERBILT

Year	G/GS	W-L	ERA	SV	IP	H	R	ER	BB	SO	2B	3B	HR	B/Avg.
2011	1/0	0-0	99.00	0	0.0	3	1	1	0	0	0	0	0	1.000
2012	2/0	0-0	20.25	0	1.1	1	3	3	1	1	0	0	1	.200
<b>Totals</b>	<b>3/0</b>	<b>0-0</b>	<b>27.0</b>	<b>0</b>	<b>1.1</b>	<b>4</b>	<b>4</b>	<b>4</b>	<b>1</b>	<b>1</b>	<b>0</b>	<b>0</b>	<b>1</b>	<b>.500</b>

## SUPERLATIVES

	2013	CAR
Inherited Runners	13/1	57/14
Saves/Opportunities	11/14	22/26
WHIP	1.14	

## CAREER HIGHS

Innings	4.0 vs. Kent St. (6/1/12)
Strikeouts	6 vs. Kent St. (6/1/12)
Pitches	70 vs. Western Ky. (4/23/13)

## IN THE UK RECORD BOOK

### Single-Season

Saves	11(2013) 1st	9 (2012) 2nd
-------	--------------	--------------

### Career

Saves	22	1st
-------	----	-----

## GOTT'S CAREER STATS

Year	G/GS	W-L	ERA	SV	IP	H	R	ER	BB	SO	2B	3B	HR	B/Avg.
2011	23/0	2-4	3.62	2	27.1	40	25	11	16	34	7	0	0	.333
2012	23/0	3-0	2.16	9	25.0	17	8	6	7	38	3	0	2	.189
2013	21/0	4-1	1.29	11	28.0	27	9	4	5	33	3	0	0	.248
<b>Totals</b>	<b>67/0</b>	<b>9-5</b>	<b>2.35</b>	<b>22</b>	<b>80.1</b>	<b>84</b>	<b>42</b>	<b>21</b>	<b>28</b>	<b>105</b>	<b>13</b>	<b>0</b>	<b>2</b>	<b>.263</b>

## GOTT'S CAREER SEC STATS

Year	G/GS	W-L	ERA	SV	IP	H	R	ER	BB	SO	2B	3B	HR	B/Avg.
2011	12/0	0-2	4.72	1	13.1	25	12	7	5	14	2	0	0	.379
2012	11/0	1-0	2.45	6	11.0	3	3	3	3	15	1	0	1	.083
2013	8/0	1-1	3.38	4	10.2	17	7	4	3	12	3	0	0	.347
<b>Totals</b>	<b>31/0</b>	<b>2-3</b>	<b>3.60</b>	<b>11</b>	<b>35.0</b>	<b>45</b>	<b>22</b>	<b>14</b>	<b>11</b>	<b>41</b>	<b>6</b>	<b>0</b>	<b>1</b>	<b>.298</b>



# walter WIJAS

# 8

RHP • 6-2 • 205 • Sr. • Elk Grove Village, Ill. (James Conant)

Is a veteran workhorse in the UK bullpen ... A four-year fixture as a right-handed reliever, has emerged as a go-to presence in the middle innings and in key situations ... Combined with his time in the Cape Cod League this summer (19.2 IP), has a 0.78 ERA in his last 46.1 innings pitched, allowing four runs ... Season debut came in his first hold of the year, working 1.2 shutout innings vs. UNC Asheville in the season opener ... Recorded second hold of the year at Coastal Carolina, coming into a jam in the seventh inning in relief of Corey Littrell, getting a pair of outs to escape the threat before recording an out in the eighth ... Picked up his sixth career win and the first of the year in a strong outing vs. ECU ... Tossed 1.2 frames vs. the Colonels, with a pair of hits and two unearned runs scoring, striking out one in 29 pitches of UK's 6-2 win ... Notched two more holds during the series win over Michigan State, including tossing a shutout eighth inning to set up the save for Trevor Gott ... Tossed a perfect five outs at Florida in the series opener, getting 1.2 innings with just seven pitches ... Struck out two vs. Western Kentucky ... Picked up the win in the rubber match vs. No. 14 Mississippi State, tossing the final two innings before a walk-off single in the ninth ... Worked shutout innings vs. Arkansas in both games of a Saturday doubleheader ... Picked up sixth hold of the year with a season-high two frames vs. Wright State in a 4-1 UK win, allowing a single and getting a great play in centerfield from Austin Cousino.

## APPEARANCES

Date	Opponent	Dec.	IP	H	R	ER	BB	SO	2B	3B	HR	NP
2.15	vs. UNC Asheville	H, 1	1.2	2	0	0	1	1	0	0	0	28
2.24	at Coastal Carolina	H, 2	1.0	1	0	0	1	1	0	0	0	17
2.27	Eastern Kentucky	W, 1-0	1.2	2	2	0	0	1	0	0	0	29
3.3	Akron	-	0.1	1	0	0	0	0	0	0	0	6
3.4	Akron	H, 3	1.2	2	0	0	0	1	0	0	0	32
3.8	Michigan St.	H, 4	0.2	1	1	1	0	1	0	0	0	7
3.10	Michigan St.	H, 5	1.0	0	0	0	0	2	0	0	0	11
3.15	at Florida	-	1.2	0	0	0	0	0	0	0	0	14
3.19	Western Ky.	-	0.2	0	0	0	0	2	0	0	0	7
3.23	Miss. State	W, 2-0	2.0	2	0	0	0	3	0	0	0	26
3.27	Marshall	-	1.0	1	0	0	0	1	0	0	0	14
3.30	Georgia	-	0.2	0	0	0	0	0	0	0	0	4
3.31	Georgia	-	1.0	1	0	0	0	1	0	0	0	13
4.7	at LSU	-	0.2	0	0	0	0	1	0	0	0	12
4.9	Austin Peay	-	1.0	0	0	0	0	0	0	0	0	13
4.12	Tennessee	-	0.2	1	0	0	0	0	0	0	0	7
4.13	Tennessee	-	1.2	0	0	0	0	1	0	0	0	16
4.16	Louisville	-	1.1	0	0	0	1	3	0	0	0	17
4.20	at South Carolina	-	1.0	3	1	1	1	0	1	0	0	19
4.21	at South Carolina	-	0.1	1	0	0	0	1	0	0	0	5
4.23	at Western Ky.	-	1.1	1	0	0	2	0	0	0	0	21
5.4	Arkansas	-	1.0	0	0	0	2	0	0	0	0	23
5.4	Arkansas	-	0.2	0	0	0	0	0	0	0	0	7
5.7	Wright State	H, 6	2.0	1	0	0	0	2	0	0	0	27

SUPERLATIVES	2013	CAR
Quality Starts	-	0
Inherited Runners	21/7	67/24
WHIP	1.05	

## CAREER VS. VANDERBILT

Year	G/GS	W-L	ERA	SV	IP	H	R	ER	BB	SO	2B	3B	HR	B/Avg.
2012	1/0	0-0	0.00	0	0.2	0	0	0	0	0	0	0	0	.000

## CAREER HIGHS

Innings	4.1, 2x, last at UGA (5/20/10)
Strikeouts	4 at UGA (5/20/10)
Pitches	69 at UGA (5/20/10)

## WIJAS' CAREER STATS

Year	G/GS	W-L	ERA	SV	IP	H	R	ER	BB	SO	2B	3B	HR	B/Avg.
2010	14/1	0-0	3.60	0	25.0	23	13	10	7	19	7	0	2	.235
2011	20/0	3-0	4.58	0	35.1	52	21	18	13	30	7	2	4	.340
2012	20/0	2-0	5.57	0	21.0	22	16	13	7	17	2	1	2	.275
2013	24/0	2-0	0.68	0	26.2	20	4	2	8	22	1	0	0	.211
<b>Totals</b>	<b>78/1</b>	<b>7-0</b>	<b>3.58</b>	<b>0</b>	<b>108.0</b>	<b>117</b>	<b>54</b>	<b>43</b>	<b>35</b>	<b>88</b>	<b>17</b>	<b>3</b>	<b>8</b>	<b>.275</b>

## WIJAS' CAREER SEC STATS

Year	G/GS	W-L	ERA	SV	IP	H	R	ER	BB	SO	2B	3B	HR	B/Avg.
2010	6/1	0-0	.360	0	15.0	14	8	6	6	12	4	0	2	.241
2011	9/0	0-0	6.38	0	18.1	28	14	13	9	14	5	0	3	.350
2012	8/0	1-0	4.32	0	8.1	7	5	4	4	6	1	0	0	.241
2013	11/0	1-0	.079	0	11.1	8	1	1	3	7	1	0	0	.205
<b>Totals</b>	<b>34/1</b>	<b>2-0</b>	<b>4.08</b>	<b>0</b>	<b>53.0</b>	<b>57</b>	<b>28</b>	<b>24</b>	<b>22</b>	<b>39</b>	<b>11</b>	<b>0</b>	<b>5</b>	<b>.277</b>



# chandler SHEPHERD

# 14

RHP • 6-2 • 185 • So. • Louisa, Ky. (Lawrence County)

• 41st round draft pick in 2011 (White Sox)

Talented, competitive right-hander can serve a variety of roles for the UK staff ... With the talent and the ability to serve as a weekend starter, can fulfill extended innings or key outs in late-game situations ... Worked in a key situation of UK's 11-10 ninth-inning win at USC Upstate in his season debut ... Tossed 2.2 innings in relief of Ryne Combs and Corey Littrell at Upstate, allowing two hits and two runs, striking out two, with the runs scoring on a two-run homer ... Tossed two innings vs. Kansas State, a 7-5 UK loss ... Allowed five hits vs. the Cats, with only one run scoring in his two frames, walking two and striking out one as UK tried to rally from a five-run Kansas State fifth inning ... Had his 2013 breakout moment in relief of freshman starter Kyle Cody in the home opener vs. Murray State, coming on in the fourth inning and tossing 5.2 innings without allowing an earned run, a new relief career-high for innings ... Allowed only two hits vs. the 'Breds, walking three and striking out a career-high six in a game-changing relief outing ... Picked up first hold of the year with 1.1 innings vs. Xavier in midweek action, allowing a single run after a double ... Picked up second hold of the year at Florida in the series-evening game, allowing three hits and a run in 1.2 innings, as UK nursed a late-inning lead ... Worked 2.1 innings vs. Western Kentucky in midweek action, allowing three hits and one solo homer ... Made first start of the year vs. Marshall, working three innings in a no decision ... Got four key outs during UK's 5-4 10-inning win at No. 9 Louisville ... Recorded third hold of the year with 1.2 innings vs. Austin Peay, with the UK bullpen allowing two runs to score after he left the game ... Notched fourth hold of the year with 1.1 innings in UK's series-opening win over UT ... Had a heroic outing in a win at No. 16 Ole Miss in the series opener on Thursday night as the ESPN SEC Game of the Week ... Worked 2.1 innings as one of the lone options in the bullpen a day after the 18-inning marathon, closing out the game in the ninth inning ... Had his first career at bat (3 pitch strikeout, out 2-3) during the Ole Miss outing as UK did not want to lose his veteran abilities on the mound late in the tight road SEC opener ... Worked 2.2 shutout innings over two outings vs. No. 14 Arkansas, allowing just a single in the Friday-night game, keeping UK in a 2-1 game over the eighth and ninth ... Picked up the win by tossing a shutout ninth inning in the series finale on Saturday vs. No. 14 Arkansas, with UK winning it in the bottom of the frame on a walk-off single ... Got fourth hold of the year with a shutout eighth inning of a 4-1 win over Wright State.

## APPEARANCES

Date	Opponent	Dec.	IP	H	R	ER	BB	SO	2B	3B	HR	NP
2.18	at USC Upstate	-	2.2	2	2	2	0	2	0	0	1	42
2.21	vs. Kansas St.	-	2.0	5	1	1	2	1	1	0	0	35
2.26	Murray State	W, 1-0	5.2	2	1	0	3	6	0	0	0	87
3.3	Akron	-	0.2	2	0	0	0	1	0	0	0	11
3.6	Xavier	H, 1	1.1	1	1	1	1	1	1	0	0	23
3.16	at Florida	H, 2	1.2	3	1	1	1	0	1	0	0	34
3.19	Western Ky.	-	2.1	3	1	1	0	2	0	0	1	32
3.22	Miss. State	-	4.0	3	3	1	0	3	0	0	1	62
3.27	Marshall	-	3.0	4	2	2	2	2	0	0	0	63
3.30	Georgia	-	1.0	3	2	2	0	0	1	0	0	19
4.2	at Louisville	-	1.1	1	0	0	0	1	0	0	0	16
4.7	at LSU	-	3.0	2	1	1	1	0	1	0	0	43
4.9	Austin Peay	H, 3	1.2	2	2	2	0	1	1	0	0	26
4.12	Tennessee	W, 2-0	1.1	1	0	0	0	1	1	0	0	14
4.13	Tennessee	-	3.1	3	3	2	0	1	1	0	0	50
4.20	at South Carolina	-	2.2	1	1	0	1	3	0	0	0	37
4.23	at Western Ky.	-	2.0	1	0	0	2	2	0	0	0	31
4.25	at Ole Miss	W, 3-0	2.1	3	0	0	1	2	1	0	0	45
5.3	Arkansas	-	1.2	1	0	0	2	2	0	0	0	40
5.4	Arkansas	W, 4-0	1.0	0	0	0	0	1	0	0	0	13
5.7	Wright State	H, 4	1.0	1	0	0	0	1	0	0	0	15

## SUPERLATIVES

	2013	CAR
Quality Starts	0	1
Inherited Runners	25/11	27/14
WHIP	1.34	
SP Run Support (R/9)	8.00	

## CAREER HIGHS

Innings	7.2 vs. Kent St. (6/3/12)
Strikeouts	6 vs. Murray St. (2/26/13)
Pitches	87 vs. Murray St. (2/26/13)

## CAREER VS. VANDERBILT

Year	G/GS	W-L	ERA	SV	IP	H	R	ER	BB	SO	2B	3B	HR	B/Avg.
2012	1/0	0-0	0.00	0	0.0	1	0	0	0	0	0	1	0	1.000

## SHEPHERD'S CAREER STATS

Year	G/GS	W-L	ERA	SV	IP	H	R	ER	BB	SO	2B	3B	HR	B/Avg.
2012	18/9	3-1	3.83	1	56.1	60	28	24	16	33	11	2	2	.273
2013	21/1	4-0	3.15	0	45.2	44	21	16	16	33	9	0	3	.251
<b>Totals</b>	<b>39/10</b>	<b>7-1</b>	<b>3.53</b>	<b>1</b>	<b>102.0</b>	<b>104</b>	<b>49</b>	<b>40</b>	<b>32</b>	<b>66</b>	<b>20</b>	<b>2</b>	<b>5</b>	<b>.263</b>

## SHEPHERD'S CAREER SEC STATS

Year	G/GS	W-L	ERA	SV	IP	H	R	ER	BB	SO	2B	3B	HR	B/Avg.
2012	4/0	1-0	2.00	0	9.0	7	2	2	1	5	0	1	0	.219
2013	3/0	3-0	2.86	0	22.0	20	11	7	6	13	6	0	1	.241
<b>Totals</b>	<b>14/0</b>	<b>4-0</b>	<b>2.61</b>	<b>0</b>	<b>31.0</b>	<b>27</b>	<b>13</b>	<b>9</b>	<b>7</b>	<b>18</b>	<b>6</b>	<b>1</b>	<b>1</b>	<b>.235</b>



# jeff BOEHM

# 15

OF/LHP • 6-1 • 215 • So. • Lansing, Ill. (Mt. Carmel)

## APPEARANCES

Date	Opponent	Dec.	IP	H	R	ER	BB	SO	2B	3B	HR	NP
2.21	vs. Niagara	-	1.0	2	1	1	1	0	1	0	0	21
3.1	Akron	-	2.0	3	0	0	1	0	0	0	0	30

Talented two-way player is a vital weapon for the Wildcats on both side of the ball ... Has a quick, powerful bat at the plate and can be an effective left-handed pitching option ... Showed a defensive ability in his start vs. Murray State in the home opener, making a tremendous diving catch while running to his left to snag a sinking line drive ... Made season pitching debut vs. Niagara, working an inning, allowing two hits and walking one ... Despite not recording a hit in his six at bats, has been extremely competitive at the plate and has drawn walks in all three of his games ... Was robbed of a hit by a nice catch in rightfield vs. Niagara ... Drew a ninth-inning, pinch-hit walk vs. Kansas State, scoring on A.J. Reed two-run homer vs. closer Tanner Witt ... Smacked a pinch-hit single in the ninth inning of UK's series-evening loss to Michigan State ... Started three straight games entering the MSU series, including an opposite-field double off the leftfield wall - against the shift - to score a run on Sunday at Florida ... Drew a key, pinch-hit intentional walk in the ninth inning of UK's walk-off win over No. 14 Mississippi State ... Had a pinch hit single in the ninth inning of a 3-3 game at No. 9 Louisville, chopping a ball up the middle that led to the go-ahead run scoring from second base ... Ripped a double in a start vs. No. 8 Louisville.

## GAME-BY-GAME BATTING STATS

Date	Opponent	GS	AB	R	H	RBI	2B	3B	HR	BB	SB	CS	HBP	K
2/17	Niagara		2	1	0	0	0	0	0	1	0	0	0	0
2/21	vs. Kansas St.		0	1	0	0	0	0	0	1	0	0	0	0
2/26	Murray State	*	4	1	0	0	0	0	0	1	0	0	0	1
3/1	Akron		1	0	0	0	0	0	0	0	0	0	0	0
3/3	Akron	*	4	1	1	1	0	0	0	0	0	0	0	2
3/9	Michigan St.		1	0	1	0	0	0	0	0	0	0	0	0
3/15	at Florida		1	0	0	0	0	0	0	0	0	0	0	0
3/16	at Florida	*	3	0	0	0	0	0	0	0	0	0	0	1
3/17	at Florida	*	2	1	1	1	1	0	0	1	0	0	0	1
3/19	Western Ky.	*	2	0	0	0	0	0	0	0	0	0	0	2
3/23	Miss. State		0	0	0	0	0	0	0	1	0	0	0	0
4/2	at Louisville		1	0	1	0	0	0	0	0	0	0	0	0
4/5	at LSU		1	0	1	0	0	0	0	0	0	0	0	0
4/6	at LSU	*	3	0	0	0	0	0	0	0	0	0	0	2
4/16	Louisville	*	4	0	1	0	1	0	0	0	0	0	0	2
4/20	at South Carolina	*	3	0	0	0	0	0	0	0	0	0	0	3
4/21	at South Carolina		0	0	0	0	0	0	0	1	0	0	0	0
4/23	at Western Ky.		2	0	0	0	0	0	0	0	0	0	0	2
5/4	Arkansas		1	0	0	0	0	0	0	0	0	0	0	1

## BOEHM'S CAREER STATS

Year	GP-GS	Avg.	AB	R	H	2B	3B	HR	RBI	Slug.	BB	SO	OBP	SB-A
2012	11-2	.357	14	5	5	2	0	0	1	.500	1	5	.438	0-0
2013	19-8	.171	35	5	6	2	0	0	2	.229	6	17	.293	0-0
<b>Totals</b>	<b>30-10</b>	<b>.224</b>	<b>49</b>	<b>10</b>	<b>11</b>	<b>4</b>	<b>0</b>	<b>0</b>	<b>3</b>	<b>.306</b>	<b>7</b>	<b>22</b>	<b>.333</b>	<b>0-0</b>

## SUPERLATIVES 2013 CAR

Quality Starts	-	
Inherited Runners	0/0	6/5
WHIP	2.33	

## SUPERLATIVES 2013

Multi-Hit Games	0
Multi-RBI Games	0
Two-Strike Hits	1
HITTING STREAK	0

## CAREER HIGHS

Innings	2.0 vs. Akron (3/1/13)
Strikeouts	2 vs. WSU (3/13/12)
Pitches	30 vs. Akron (3/1/13)
-	
Hits	2 vs. UD (4/4/12)
Runs	2 vs. UB (2/26/12)

## STARTS BY POSITION

<b>LF</b>	<b>SP</b>	<b>RF</b>
2012 - 0	2012 - 0	2012 - 1
		2013 - 2
	<b>DH</b>	
	2012 - 1	
	2013 - 5	

## STARTS BY BATTING ORDER

No. 6	3
No. 7	4

## BOEHM'S CAREER STATS

Year	G/GS	W-L	ERA	SV	IP	H	R	ER	BB	SO	2B	3B	HR	B/Avg.
2012	6/0	0-0	4.91	0	3.2	1	3	2	4	4	0	0	1	.071
2013	2/0	0-0	3.00	0	3.0	5	1	1	2	0	1	0	0	.455
<b>Totals</b>	<b>8/0</b>	<b>0-0</b>	<b>4.05</b>	<b>0</b>	<b>6.2</b>	<b>6</b>	<b>4</b>	<b>3</b>	<b>6</b>	<b>4</b>	<b>1</b>	<b>0</b>	<b>1</b>	<b>.240</b>

## BOEHM'S CAREER SEC STATS

Year	GP-GS	Avg.	AB	R	H	2B	3B	HR	RBI	Slug.	BB	SO	OBP	SB-A
2012	3-0	.000	3	0	0	0	0	0	0	.000	0	3	.000	0-0
2013	9-4	.143	14	1	2	1	0	0	1	.214	3	8	.294	0-0
<b>Totals</b>	<b>12-4</b>	<b>.118</b>	<b>17</b>	<b>1</b>	<b>2</b>	<b>1</b>	<b>0</b>	<b>0</b>	<b>1</b>	<b>.176</b>	<b>3</b>	<b>11</b>	<b>.250</b>	<b>0-0</b>

## BOEHM'S CAREER SEC STATS

Year	G/GS	W-L	ERA	SV	IP	H	R	ER	BB	SO	2B	3B	HR	B/Avg.
2012	1/0	0-0	0.00	0	1.0	0	0	0	0	0	0	0	0	.000

## BOEHM'S CAREER MISCELLANEOUS STATS

Year	SAC	SF	HBP	OBP	SLG	2-out H	2-out RBI	PO	A	E	FLD
2012	0	0	1	.438	.500	1	0	0	0	0	.000
2013	0	0	0	.293	.229	2	1	6	2	0	1.000
<b>Totals</b>	<b>0</b>	<b>0</b>	<b>1</b>	<b>.333</b>	<b>.306</b>	<b>3</b>	<b>1</b>	<b>6</b>	<b>2</b>	<b>0</b>	<b>1.000</b>

## BOEHM'S 2013 SPLITS

Year	GP-GS	Avg.	AB	R	H	2B	3B	HR	RBI	Slug.	BB	SO	OBP	SB-A
Home	8-4	.176	17	2	3	1	0	0	1	.235	2	8	.263	0-0
Away	3-2	.167	6	1	1	1	0	0	1	.333	1	2	.286	0-0
Wins	6-4	.125	16	4	2	1	0	0	2	.188	3	5	.263	0-0
Losses	11-4	.167	18	1	3	1	0	0	0	.222	2	12	.250	0-0
Feb.	3-1	.000	6	3	0	0	0	0	0	.000	3	1	.333	0-0
March	8-4	.214	14	2	3	1	0	0	2	.286	1	6	.267	0-0
April	7-3	.214	14	0	3	1	0	0	0	.286	1	9	.267	0-0



# a.j. REED

LHP/1B • 6-4 • 245 • So. • Terre Haute, Ind. (Terre Haute South)

• 25th round draft pick in 2011 (Mets)

Picked up the win in the season opener, working five innings vs. UNC Asheville, allowing two runs ... Suffered the loss in UK's 7-5 setback vs. Kansas State in Myrtle Beach, allowing seven hits and four runs in 4.1 innings ... Worked seven shutout innings vs. Michigan State, allowing five hits and striking out five in 86 pitches, his longest career start ... Took a hard-luck loss at Florida in the series opener, working 6.1 innings of a 1-1 game before UK made three errors in the bottom of the seventh inning at third base, leading to three unearned runs and saddle Reed with the loss ... Worked a career-long 8.1 innings in a start vs. Georgia, getting a no decision as UK won the game in the 10th ... Took a no decision during UK's Friday night win over Tennessee, tossing his fifth quality start ... Led UK to a series-opening win in outdueling No. 16 Ole Miss' Bobby Wahl in his sixth quality start of the year, working 6.2 innings ... Worked another quality start in a loss to No. 14 Arkansas and standout righty Barrett Astin, with UK falling 2-1 ... Allowed only the two runs in the fifth inning of a scoreless game vs. the Razorbacks ... UK has now scored a staff-low 4.75 runs in Reed's starts in 2013, including just 2.44 runs per game in his last nine starts.

SUPERLATIVES	2013	CAR
Quality Starts	7	9
Inherit. Runns/Scored	-	16/4
WHIP	1.33	
SP Run Support (R/9)	4.75	

### CAREER HIGHS

Innings	9.0 vs. Kent St. (6/1/12)
Strikeouts	8 vs. Kent St. (6/1/12)
Pitches	113 vs. Georgia (3/29/13)

### APPEARANCES

Date	Opponent	Dec.	IP	H	R	ER	BB	SO	2B	3B	HR	NP
2.15	vs. UNC Asheville	W, 1-0	5.0	6	2	2	0	4	1	1	0	86
2.21	vs. Kansas St.	L, 1-1	4.1	7	4	4	0	3	0	0	0	76
3.1	Akron	W, 2-1	6.0	6	2	2	2	4	1	0	0	86
3.8	Michigan St.	-	7.0	5	0	0	2	5	0	0	0	86
3.15	at Florida	L, 2-2	6.1	6	4	1	1	5	0	1	1	91
3.22	Miss. State	L, 2-3	5.0	7	5	2	3	5	2	0	0	110
3.29	Georgia	-	8.1	6	1	1	0	4	2	0	0	113
4.5	at LSU	L, 2-4	5.0	8	5	4	2	3	2	0	0	98
4.12	Tennessee	-	6.2	8	2	2	2	6	2	0	0	104
4.20	at South Carolina	L, 2-5	5.1	9	4	3	0	4	1	0	2	86
4.25	at Ole Miss	-	6.2	4	2	0	1	3	0	0	0	92
5.3	Arkansas	L, 2-6	7.1	7	2	2	0	5	1	0	1	97

### IN HIS LAST START:

Took another hard-luck loss in a matchup with No. 14 Arkansas on Friday night, facing Razorbacks standout righty Barrett Astin ... Carried a shutout into the fifth inning, before Jake Wise struck for an opposite-field home, fisted over the rightfield fence and the Arkansas added a run later in the frame ... UK got a run back in the sixth but could not get Reed off the hook in a 2-1 loss ... Allowed only seven hits - five singles - in his 7.1 innings, not issuing a walk for the fifth of his 12 starts in 2013 ... For the second straight start, moved from the starting pitching/DH spot to first base after leaving the mound in the eighth.

### REED'S CAREER STATS

Year	G/GS	W-L	ERA	SV	IP	H	R	ER	BB	SO	2B	3B	HR	B/Avg.
2012	16/5	5-3	2.52	0	53.2	54	17	15	9	51	4	1	3	.267
2013	12/12	2-6	2.84	0	73.0	79	33	23	13	51	12	2	4	.276
<b>Totals</b>	<b>28/17</b>	<b>7-9</b>	<b>2.70</b>	<b>0</b>	<b>126.2</b>	<b>133</b>	<b>50</b>	<b>38</b>	<b>22</b>	<b>102</b>	<b>16</b>	<b>3</b>	<b>7</b>	<b>.273</b>

### REED'S CAREER SEC STATS

Year	G/GS	W-L	ERA	SV	IP	H	R	ER	BB	SO	2B	3B	HR	B/Avg.
2012	5/0	1-0	3.38	0	8.0	11	4	3	3	9	0	0	1	.333
2013	8/8	0-5	2.66	0	50.2	55	25	15	9	35	10	1	4	.271
<b>Totals</b>	<b>13/8</b>	<b>1-5</b>	<b>2.76</b>	<b>0</b>	<b>58.2</b>	<b>66</b>	<b>29</b>	<b>18</b>	<b>12</b>	<b>44</b>	<b>10</b>	<b>1</b>	<b>5</b>	<b>.280</b>



# a.j. REED

LHP/1B • 6-4 • 245 • So. • Terre Haute, Ind. (Terre Haute South)

• 25th round draft pick in 2011 (Mets)

At the plate vs. UNC Asheville in the season lidlifter, went a career-high 4-for-5 with three RBI and his first career triple pelted off the centerfield wall ... Drew a key ninth-inning, leadoff walk at USC Upstate, with his eventual base runner scoring the game-winning run in the form of Kyle Barrett ... Belted a homer in the game vs. K-State, a ninth-inning, two-run bomb off closer Tanner Witt ... Hit second homer of the year on a first-pitch blast vs. Murray State, a three-run shot in the first inning that sailed deep over the rightfield fence ... Was named SEC, NCBWA, CollegeBaseballInsider.com and Louisville Slugger player of the week after collecting four homers and 15 RBI during a five-game week on March 4 ... Followed that up with a homer on the 6th vs. Xavier, his fourth in a six-game span ... Launched an opposite-field double in UK's win over Ohio, spanking it off the left-centerfield wall in a 6-3 win ... Had a clutch triple to get UK on the board in the series-evening win at Florida ... Belted a go-ahead homer in the first inning vs. No. 14 Mississippi State, a 3-2 UK win ... Hit a first-inning, two-run homer at No. 9 Louisville ... Had a homer robbed at No. 2 LSU on Friday night by CF Mark Laird, later belting a three-run homer on Sunday at the Tigers ... Had a three-hit game at South Carolina in the series finale, belting a homer ... Hit 11th homer of the year vs. Arkansas ace Ryne Stanek.

### SUPERLATIVES 2013 CAR

Multi-Hit Games	14	32
Multi-RBI Games	13	24
Two-Strike Hits	17	44
HITTING STREAK	1	
REACH SAFE STREAK	5	

### CAREER HIGHS

Hits	4, 3x, last vs. Akron (3/1/13)
RBI	6 vs. UB (2/24/12)
Runs	2, 10x, last at Ole Miss (4/27/13)

### STARTS BY POSITION

DH	SP	1B
2012 - 1	2012 - 8	2012 - 1
2013 - 21	2013 - 12	2013 - 26

### STARTS BY BATTING ORDER

No. 3	35
No. 4	12

### GAME-BY-GAME BATTING STATS

Date	Opponent	GS	AB	R	H	RBI	2B	3B	HR	BB	SB	CS	HBP	K
2/15	vs. UNC Asheville	*	5	2	4	3	0	1	0	0	0	0	0	0
2/17	vs. Niagara	*	3	1	0	0	0	0	1	0	0	0	0	1
2/18	at USC Upstate	*	4	0	0	0	0	0	1	0	0	0	1	2
2/21	vs. Kansas St.	*	4	1	2	3	0	0	1	1	0	0	0	0
2/22	vs. Elon	*	4	1	1	1	0	0	0	0	0	0	0	2
2/24	at Coastal Car.	*	5	0	1	0	0	0	0	0	0	0	0	0
2/26	Murray State	*	3	1	1	4	0	0	1	0	0	0	2	0
2/27	Eastern Kentucky	*	4	1	1	0	0	0	0	0	0	0	0	0
3/1	Akron	*	5	2	4	5	0	0	1	0	0	0	0	0
3/2	Akron	*	4	1	3	3	0	0	1	1	0	0	0	1
3/3	Akron	*	3	1	1	3	1	0	0	0	0	0	1	0
3/6	Xavier	*	3	2	2	1	0	0	1	2	0	0	0	0
3/8	Michigan St.	*	4	1	2	1	0	0	1	0	0	0	0	0
3/9	Michigan St.	*	4	0	0	0	0	0	0	0	0	0	0	0
3/10	Michigan St.	*	2	0	0	0	0	0	0	0	0	0	1	0
3/12	Ohio	*	4	0	1	0	0	0	0	0	0	0	1	1
3/15	at Florida	*	4	0	2	1	1	0	0	0	0	0	0	0
3/16	at Florida	*	3	1	1	2	0	1	0	1	0	0	0	0
3/17	at Florida	*	5	0	2	0	0	0	0	0	0	0	0	1
3/19	Western Ky.	*	4	0	1	0	0	0	0	1	0	0	0	0
3/22	Miss. State	*	5	0	1	0	0	0	0	0	0	0	0	1
3/23	Miss. State	*	3	1	2	2	1	0	1	1	0	1	0	1
3/23	Miss. State	*	2	1	0	0	0	0	0	2	0	0	0	0
3/27	Marshall	*	4	0	0	0	0	0	0	0	0	0	0	2
3/29	Georgia	*	4	0	1	0	0	0	0	0	0	0	1	0
3/30	Georgia	*	5	1	3	0	0	0	0	0	0	0	0	1
3/31	Georgia	*	3	0	0	0	0	0	0	0	0	0	0	1
4/2	at Louisville	*	5	1	1	2	0	0	1	0	0	0	0	1
4/5	at LSU	*	4	0	0	0	0	0	0	0	0	0	0	2
4/6	at LSU	*	4	0	1	0	0	0	0	0	0	0	0	1
4/7	at LSU	*	3	1	1	3	0	0	1	1	0	0	0	0
4/9	Austin Peay	*	4	1	1	0	0	0	0	0	0	0	0	2
4/12	Tennessee	*	4	0	2	0	0	0	0	1	0	0	0	1
4/13	Tennessee	*	4	1	1	4	0	0	1	0	0	0	1	0
4/14	Tennessee	*	4	0	0	0	0	0	0	0	0	0	0	1
4/16	Louisville	*	4	0	2	3	1	0	0	1	0	0	0	2
4/20	at South Carolina	*	3	0	0	0	0	0	1	0	0	0	0	1
4/20	at South Carolina	*	5	1	1	3	0	0	1	1	0	0	0	1
4/21	at South Carolina	*	4	0	3	1	1	0	0	0	0	0	0	0
4/23	at Western Ky.	*	6	0	2	1	1	0	0	2	0	0	0	0
4/25	at Ole Miss	*	3	0	0	0	0	0	1	0	0	0	0	1
4/26	at Ole Miss	*	3	0	0	1	0	0	0	0	0	0	0	1
4/27	at Ole Miss	*	5	2	2	0	1	0	0	0	0	0	0	1
5/3	Arkansas	*	5	1	1	0	0	0	0	0	0	0	0	2
5/4	Arkansas	*	3	1	1	1	0	0	1	1	0	0	0	0
5/4	Arkansas	*	3	0	0	0	0	0	0	1	0	0	0	1
5/7	Wright State	*	4	0	0	1	0	0	0	1	0	0	0	3

### REED'S CAREER STATS

Year	GP-GS	Avg.	AB	R	H	2B	3B	HR	RBI	Slug.	BB	SO	OBP	SB-A
2012	55-51	.300	200	29	60	9	0	4	43	.405	24	51	.378	0-1
2013	47-47	.295	183	27	54	8	2	11	48	.541	24	37	.394	1-2
Totals	102-98	.298	383	56	114	17	2	15	91	.470	48	88	.386	1-3

### REED'S CAREER SEC STATS

Year	GP-GS	Avg.	AB	R	H	2B	3B	HR	RBI	Slug.	BB	SO	OBP	SB-A
2012	26-24	.289	90	9	26	3	0	1	12	.356	12	26	.385	0-1
2013	24-24	.275	91	11	25	4	1	5	18	.505	10	18	.358	1-2
Totals	50-48	.282	181	20	51	7	1	6	30	.431	22	44	.371	1-3

### REED'S CAREER MISCELLANEOUS STATS

Year	SAC	SF	HBP	OBP	SLG	2-out H	2-out RBI	PO	A	E	FLD
2012	0	3	3	.378	.405	18	12	114	20	5	.964
2013	0	2	7	.394	.541	19	19	258	20	2	.993
Totals	0	5	10	.386	.470	37	31	372	40	7	.983



# corey LITTRELL

LHP • 6-3 • 195 • Jr. • Louisville, Ky. (Trinity)

# 21

• 35th round draft pick in 2010 (Nationals)

Made first start of the year at USC Upstate in the weekend finale in Spartanburg, as the game was snowed out a day earlier ... Struggled to get a find of the strike zone vs. Upstate, working 3.1 innings, allowing nine hits and seven runs – five earned – walking two and striking out three ... Made second start of the year at Coastal Carolina on a Sunday at the Caravelle Resort Invite, tossing his first quality outing of the year ... Worked 6.1 innings vs. the Chants, allowing only four hits and two runs, walking five and striking out four and he worked to settle in and find the strike zone ... Picked off his first runner of the year and later picked off a second runner but was called for a balk, prompting an extended argument from UK head coach Gary Henderson ... Was great vs. Akron, allowing only five hits and one run, striking out a career-high equaling eight ... Tossed seven innings with four hits and one run allowed, striking out a career-high nine vs. Michigan State in a rubber match on Sunday ... Worked a career-high eight innings at Florida in a rubber match, leading UK to its first series win at UF since 1999 ... Scattered 10 singles in his eight innings, allowing only one run and striking out seven ... With UK clutching to a lead in the seventh, Littrell struck out the top three in the order to help solidify the win ... Worked another quality start in a rubber-match win over No. 14 Mississippi State, tossing seven innings despite his sharpest command, walking a career-high six and allowing only two singles ... Had another gorgeous rubber match start in a win over Georgia, tossing seven shutout innings, allowing only three singles and striking out a career-high 12 ... Worked four innings in his worst career outing at No. 2 LSU, allowing nine hits and nine runs – four earned – walking three and striking out one against the red-hot Tigers at Alex Box ... Pitched well enough for UK to win in a loss vs. Tennessee, his first rubber match loss of 2013 ... Allowed five runs in 7.1 innings vs. UT ... Picked up a rubber-match win in eight strong innings at No. 16 Ole Miss, allowing three runs as UK won 5-4 ... Suffered the loss vs. No. 14 Arkansas in the middle game of the series, allowing two Arkansas runs in each the first and third innings and a single run in the seventh.

SUPERLATIVES	2013	CAR
Quality Starts	8	22
Inherit. Runns/Scored	-	1/1
WHIP	1.40	
SP Run Support (R/9)	4.92	

### CAREER HIGHS

Innings	8.0, 3x, last vs. Ark. (5/4/13)
Strikeouts	12 vs. Georgia (3/30/13)
Pitches	125 vs. South Carolina (4/21/13)

### APPEARANCES

Date	Opponent	Dec.	IP	H	R	ER	BB	SO	2B	3B	HR	NP
2.18	at USC Upstate	-	3.1	9	7	5	2	3	0	1	1	78
2.24	at Coastal Car.	-	6.1	4	2	2	5	4	1	0	1	100
3.3	Akron	W, 1-0	7.0	5	1	1	0	8	2	0	0	87
3.8	Michigan St.	W, 2-0	7.0	4	1	1	1	9	2	0	0	100
3.17	at Florida	W, 3-0	8.0	10	1	1	0	7	0	0	0	109
3.23	Miss. State	-	7.0	2	3	1	6	4	0	0	1	109
3.30	Georgia	W, 4-0	7.0	3	0	0	2	12	0	0	0	119
4.6	at LSU	L, 4-1	4.0	9	9	4	3	1	2	1	1	81
4.14	Tennessee	L, 4-2	7.1	8	5	5	2	3	4	0	0	102
4.21	at South Carolina	L, 4-3	7.2	5	3	3	5	3	0	0	1	125
4.27	at Ole Miss	W, 5-3	8.0	7	3	3	1	6	0	0	1	96
5.4	Arkansas	L, 5-4	8-0	9	5	5	2	7	1	0	2	121

### IN THE UK RECORD BOOK

#### Single-Season

ERA	2.74 (2012)	8th
Wins	8 (2012)	5th
W-L %	.800 (2012)	T-5th
Starts	16 (2012)	T-3rd

#### Career

Starts	41	8th
Wins	20	T-6th
W-L %	.625	9th
Innings Pitched	248.0	12th
Strikeouts	205	10th

### CAREER VS. VANDERBILT

Year	G/GS	W-L	ERA	SV	IP	H	R	ER	BB	SO	2B	3B	HR	B/Avg.
2011	1/1	0-1	12.60	0	5.0	9	7	7	3	3	2	0	1	.391
2012	1/1	0-0	1.69	0	5.1	6	1	1	2	4	2	0	0	.286
<b>Totals</b>	<b>2/2</b>	<b>0-1</b>	<b>6.97</b>	<b>0</b>	<b>10.1</b>	<b>15</b>	<b>8</b>	<b>8</b>	<b>5</b>	<b>7</b>	<b>4</b>	<b>0</b>	<b>1</b>	<b>.341</b>

### IN HIS LAST START:


Moved from his regular series-finale role to the middle-of-the-weekend role at the last minute in a doubleheader on Saturday vs. No. 14 Arkansas, as weather threatened the possibility of the third game ... Suffered the loss in a duel with future first rounder Ryne Stanek, allowing nine hits and five runs in eight innings, walking two and striking out seven ... Allowed two Arkansas runs in the first and third and a single tally in the seventh, as Tyler Spoon and Brian Anderson hit homers.

### LITTRELL'S CAREER STATS

Year	G/GS	W-L	ERA	SV	IP	H	R	ER	BB	SO	2B	3B	HR	B/Avg.
2011	16/13	6-6	6.95	0	68.2	90	63	53	29	51	17	1	7	.315
2012	16/16	9-2	2.74	0	98.2	104	32	30	25	87	14	1	2	.286
2013	12/12	5-4	3.64	0	80.2	75	40	31	29	67	12	2	8	.252
<b>Totals</b>	<b>44/41</b>	<b>20-12</b>	<b>4.14</b>	<b>0</b>	<b>248.0</b>	<b>269</b>	<b>135</b>	<b>114</b>	<b>83</b>	<b>205</b>	<b>43</b>	<b>4</b>	<b>17</b>	<b>.284</b>

### LITTRELL'S CAREER SEC STATS

Year	G/GS	W-L	ERA	SV	IP	H	R	ER	BB	SO	2B	3B	HR	B/Avg.
2011	9/8	2-5	8.45	0	38.1	59	45	36	19	27	12	0	5	.351
2012	10/10	6-1	2.93	0	61.1	74	22	20	15	46	11	0	2	.316
2013	8/8	3-4	3.47	0	57.0	53	29	22	21	43	7	1	6	.255
<b>Totals</b>	<b>27/26</b>	<b>11-10</b>	<b>4.48</b>	<b>0</b>	<b>156.2</b>	<b>186</b>	<b>96</b>	<b>78</b>	<b>55</b>	<b>116</b>	<b>30</b>	<b>1</b>	<b>13</b>	<b>.305</b>



# kyle CODY

# 23

RHP • 6-7 • 230 • Fr. • Chippewa Falls, Wis. (McDonnell Central)

• 33rd round draft pick in 2012 (Phillies)

Made season debut vs. UNC Asheville in the season opener, tossing a shutout inning to seal the win for the Wildcats, getting a strike-out ... Had first blemish on his freshman campaign vs. Kansas State, getting called on in the ninth inning to get the final out of the inning with UK trailing 5-3 ... Allowed a sharp single and a two-run homer for K-State to extend the lead, with UK rallying with a pair of runs in the bottom half of the inning on A.J. Reed's homer but falling short, 7-5 ... Picked up his first career win in second career start on March 6 vs. Xavier ... Worked five innings, allowing only two runs and striking out three in cold temperatures ... Took first career loss in 4.2 innings vs. Western Kentucky, allowing three runs in the first inning and then two scored as inherited runners off the bullpen in the fifth ... Struggled with his command in the early goings vs. Western Kentucky, before settling down to retire 12 straight between the first and fifth innings ... Struck out a career-high seven vs. WKU ... Picked up second career win over Marshall in relief, taking over to start the fourth and working the fifth with only a single allowed ... With injury hitting the UK pitching staff, was asked to make the mid-week start at No. 9 Louisville and delivered a clutch performance ... Worked 6.1 innings at UL in front of the largest crowd in Cards history, allowing four hits and three runs - two earned - walking one and striking out four ... Two earned runs allowed in the third came after Cody hit the first two hitters and balked the pair in to leadoff the frame ... Picked up third career win with 5.1 innings vs. a tough Austin Peay club ... Suffered loss vs. No. 8 Louisville in his second matchup with the Cards in a three-week span, allowing nine hits and eight runs - with UL touching him for a five-run third and a six-run fifth ... Worked second career quality start with six dominating innings at WKU on April 23 ... Earned first career SEC start in place of Jerad Grundy in the series finale vs. No. 14 Arkansas, with UK looking to salvage the series ... Worked a career-high seven innings and allowed just one earned run in the start vs. the Backs, with all three runs coming in the first inning after two UK errors.

## APPEARANCES

Date	Opponent	Dec.	IP	H	R	ER	BB	SO	2B	3B	HR	NP
2.15	vs. UNC Asheville	-	1.0	0	0	0	0	1	0	0	0	12
2.21	vs. Kansas St.	-	0.1	2	2	2	0	0	0	0	0	9
2.26	Murray State	-	2.2	6	4	3	2	2	2	1	0	66
3.6	Xavier	W, 1-0	5.0	4	2	2	0	3	2	0	0	65
3.19	Western Ky.	L, 1-1	4.2	3	5	5	4	7	0	0	0	85
3.27	Marshall	W, 2-1	2.0	1	0	0	0	1	0	0	0	29
3.30	Georgia	-	1.0	1	0	0	0	2	0	0	0	19
4.2	at Louisville	-	6.1	4	3	2	1	4	1	0	0	86
4.6	at LSU	-	1.0	1	0	0	0	1	1	0	0	16
4.9	Austin Peay	W, 3-1	5.1	4	1	1	2	4	0	0	0	70
4.16	Louisville	L, 3-2	4.0	9	8	8	1	4	3	0	1	82
4.23	at Western Ky.	-	6.0	4	1	1	1	7	1	1	0	97
5.4	Arkansas	-	7.0	7	3	1	3	5	0	0	0	103

## SUPERLATIVES 2013

Quality Starts	3
Inherit. Runns/Scored	0/0
WHIP	1.45
SP Run Support (R/9)	5.25

## CAREER HIGHS

Innings	7.0 vs. Arkansas (5/4/13)
Strikeouts	7, 2x, last at WKU (4/23/13)
Pitches	103 vs. Arkansas (5/4/13)

## IN HIS LAST START:

Made his first career SEC start vs. No. 14 Arkansas in the series finale on Saturday as UK tried to salvage the series and prevent the sweep ... Turned in his best career start, working seven innings, allowing seven hits and three runs - one earned - walking three and striking out five ... Allowed all three runs in the first, as UK booted two balls, including the first chance of the game ... Rebounded to fire six shutout innings over the middle innings after the Razorbacks plated three runs on four hits and two UK errors in the first inning.

## CODY'S CAREER STATS

Year	G/GS	W-L	ERA	SV	IP	H	R	ER	BB	SO	2B	3B	HR	B/Avg.
2013	13/8	3-2	4.86	0	46.1	46	29	25	14	41	10	2	2	.264

## CODY'S CAREER SEC STATS

Year	G/GS	W-L	ERA	SV	IP	H	R	ER	BB	SO	2B	3B	HR	B/Avg.
2013	3/1	0-0	1.00	0	9.0	9	3	1	3	8	1	0	0	.281



# dylan DWYER

# 24

LHP • 6-1 • 175 • Fr. • Murray, Ky. (Calloway)

Is a left-handed weapon as a freshman ...  
 During the season opener vs. UNC Asheville, came on for his collegiate debut to get a left-hander out, with two on in a 4-2 game in the sixth inning ... Got the out and worked a scoreless seventh for his first career hold ...  
 Tossed a shutout frame vs. Kansas State, striking out one in Myrtle Beach ... Made first appearance in 11 days vs. Western Kentucky in midweek action, walking the left-handed hitter he faced in the middle innings ...  
 Extended shutout innings streak to start his career to 7.1 with a shutout frame vs. Marshall, before allowing a run in his SEC debut ... After allowing some damage on Friday night at No. 2 LSU, had to battle through the outing in an effort to save the UK bullpen, finishing with 1.2 innings and six runs allowed against the dynamic Tigers ...  
 Worked two innings without allowing an earned run vs. No. 8 Louisville ... Worked a shutout inning at No. 16 Ole Miss.

### APPEARANCES

Date	Opponent	Dec.	IP	H	R	ER	BB	SO	2B	3B	HR	NP
2.15	vs. UNC Asheville	H, 1	1.1	1	0	0	0	1	1	0	0	13
2.21	vs. Kansas St.	-	1.0	0	0	0	0	1	0	0	0	18
2.27	Eastern Kentucky	H, 2	2.2	3	0	0	0	2	1	0	0	51
3.2	Akron	-	1.0	1	0	0	0	0	0	0	0	12
3.8	Michigan St.	H, 3	0.1	1	0	0	0	0	0	0	0	5
3.19	Western Ky.	-	0.0	0	0	0	1	0	0	0	0	5
3.27	Marshall	-	1.0	2	0	0	0	0	0	0	0	14
3.30	Georgia	-	0.0	0	1	1	0	0	0	0	0	2
4.5	at LSU	-	1.2	5	6	4	2	0	0	1	0	39
4.5	Tennessee	-	0.1	1	1	1	1	0	0	0	0	8
4.16	Louisville	-	2.0	3	1	0	0	2	2	0	0	33
4.26	at Ole Miss	-	1.0	0	0	0	1	0	0	0	0	11

### SUPERLATIVES 2013

Quality Starts	-
Inherited Runners	9/3
WHIP	2.03

### CAREER HIGHS

Innings	2.2 vs. ECU (2/27/13)
Strikeouts	2 vs. ECU (2/27/13)
Pitches	51 vs. ECU (2/27/13)

### DWYER'S CAREER STATS

Year	G/GS	W-L	ERA	SV	IP	H	R	ER	BB	SO	2B	3B	HR	B/Avg.
2013	12/0	1-0	4.38	0	12.1	17	9	6	5	6	4	1	0	.321

### DWYER'S CAREER SEC STATS

Year	G/GS	W-L	ERA	SV	IP	H	R	ER	BB	SO	2B	3B	HR	B/Avg.
2013	4/0	0-0	18.0	0	3.0	6	8	6	4	0	0	1	0	.429



# ryne COMBS

# 25

LHP • 6-0 • 185 • Fr. • Lexington, Ky. (Bryan Station)

Is a major left-handed weapon on the UK pitching staff ... Is a polished, strike-throwing lefty with a competitive demeanor of poise and confidence on the bump ... Has great movement and command of his offerings ... Tossed an inning as the first reliever out of the bullpen at USC Upstate, allowing a run on three hits with a strikeout ... Got first hold of the year against a tough Elon team in Myrtle Beach, tossing two innings and retiring all six hitters he faced on just 18 pitches ... Earned the midweek start vs. Eastern Kentucky in the second home game of the year ... Worked 3.1 shutout innings, allowing six hits – five singles – and one walk, striking out two on 54 pitches ... Left the game in the fourth inning of a bases-loaded jam, with UK's dynamic bullpen escaping the threat ... In his second career start, worked four innings vs. Ohio, allowing five hits and one run, walking one and striking out three ... Started the fifth inning in an effort to get first career win, before a leadoff single ended his outing ... Worked four outs in the middle innings vs. Western Kentucky in mid-week action, allowing a single on 21 pitches ... Got out of a one-out, bases-loaded jam in relief vs. Marshall, getting a double play to finish a shutout inning ... Came in with the bases loaded at No. 9 Louisville and got a key groundout to first base to end the threat ... Worked a shutout inning at No. 16 Ole Miss.

## APPEARANCES

Date	Opponent	Dec.	IP	H	R	ER	BB	SO	2B	3B	HR	NP
2.18	at USC Upstate	-	1.0	3	1	1	0	1	1	0	0	16
2.22	vs. Elon	H, 1	2.0	0	0	0	0	0	0	0	0	18
2.27	Eastern Kentucky	-	3.1	6	0	0	1	2	1	0	0	54
3.13	Ohio	-	4.0	5	1	1	1	3	0	0	0	52
3.19	Western Ky.	-	1.1	1	0	0	0	0	0	0	0	21
3.27	Marshall	-	1.0	2	0	0	1	1	0	0	0	16
3.30	Georgia	-	0.1	0	0	0	0	0	0	0	0	2
4.2	at Louisville	-	0.1	0	0	0	0	0	0	0	0	2
4.6	at LSU	-	1.0	0	0	0	1	0	0	0	0	11
4.7	at LSU	-	0.1	0	1	1	1	0	0	0	0	10
4.20	at South Carolina	-	1.2	2	0	0	0	2	0	0	0	15
4.23	at Western Ky.	-	0.1	0	0	0	1	1	0	0	0	11
4.26	at Ole Miss	-	1.0	0	0	0	1	0	0	0	0	8
5.4	Arkansas	-	0.1	0	0	0	0	0	0	0	0	1

## SUPERLATIVES 2013

Quality Starts	0
Inherited Runners	10/4
WHIP	1.58
SP Run Support (R/9)	6.00

## CAREER HIGHS

Innings	4.0 vs. Ohio (3/13/13)
Strikeouts	3 vs. Ohio (3/13/13)
Pitches	54 vs. ECU (2/27/13)

## COMBS' CAREER STATS

Year	G/GS	W-L	ERA	SV	IP	H	R	ER	BB	SO	2B	3B	HR	B/Avg.
2013	15/2	0-0	1.37	0	19.2	22	4	3	7	10	2	0	0	.301

## COMBS' CAREER SEC STATS

Year	G/GS	W-L	ERA	SV	IP	H	R	ER	BB	SO	2B	3B	HR	B/Avg.
2013	6/0	0-0	1.93	0	4.2	2	1	1	3	2	0	0	0	.154



# Jerad GRUNDY

# 26

LHP • 6-1 • 200 • Sr. • Johnsburg, Ill. (Johnsburg/Miami, Fla./Heartland CC)

- 46th round draft pick in 2009 (Rangers)
- 42nd round draft pick in 2011 (Marlins)
- 26th round draft pick in 2012 (Twins)

One of the top, proven starting pitchers in college baseball is having a great senior season, despite a rocky last three outings ... Was been a force through two starts, opening the year with 12.1 consecutive innings pitched without allowing an earned run ... Worked six innings without allowing an earned run vs. Niagara, equaling his career high with nine strikeouts, allowing only four hits ... Turned in a great effort in UK's 6-1 win over Elon in Myrtle Beach, working on short rest on a Friday after starting on a Sunday the week previous ... Worked seven strong innings in a pitching duel with Elon ace Dylan Clark, a 2012 Cape Cod League All-Star ... Allowed only three hits vs. Elon, walking two and striking out three on just 81 pitches ... Had one of the best starts for a UK pitcher in program history vs. Akron, striking out a career-high 12 in eight shutout inning ... Allowed only two singles, retiring 24 of the 26 hitters he faced vs. the Zips ... Suffered first loss of the year after allowing three runs on six hits in 5.2 innings vs. Michigan State, finishing just an out shy of his fourth consecutive quality start to open the year ... Battled through six innings at Florida to secure the win in the series-evening game on Saturday ... Allowed three runs on five hits in the first two innings, before settling down to work into the sixth inning with just a hit allowed in the final four frames ... Walked four in his outing at UF, where he was greatly praised by head coach Gary Henderson for his poise and competitiveness on the mound despite his best stuff ... Dominated No. 14 Mississippi State in his fifth win of the year, carrying a one-run gem into the eighth inning against the SEC's top offensive team and a Bulldog club ranked No. 2 in the NCAA in hits ... Struck out 10 without issuing a walk, with Hunter Renfroe ending his complete-game bid with a solo homer in the ninth ... Had the worst outing of his career at No. 2 LSU, with the red-hot Tigers getting 15 hits and nine runs off Grundy on Saturday, with UK having to leave him in to throw six innings despite a large hole to try and save the bullpen for Sunday ... Suffered third consecutive loss vs. UT on Saturday, allowing nine hits and six runs in four innings, but regaining his swing-and-miss ability, with seven strikeouts ... Made his first career midweek start vs. Wright State, working five strong innings and allowing just one run, striking out five without a walk.

## APPEARANCES

Date	Opponent	Dec.	IP	H	R	ER	BB	SO	2B	3B	HR	NP
2.17	vs. Niagara	W, 1-0	6.0	4	2	0	1	9	1	0	0	89
2.22	vs. Elon	W, 2-0	7.0	3	1	1	2	3	1	0	1	81
3.2	Akron	W, 3-0	8.0	2	0	0	0	12	0	0	0	86
3.9	Michigan St.	L, 3-1	5.2	6	3	3	1	4	1	0	1	78
3.16	at Florida	W, 4-1	6.0	6	3	3	4	0	0	0	1	82
3.23	Miss. State	W, 5-1	8.0	6	2	2	0	10	0	0	1	107
3.30	Georgia	L, 5-2	5.1	5	4	2	5	4	3	0	0	79
4.6	at LSU	L, 5-3	6.0	15	9	9	1	0	5	1	0	83
4.13	Tennessee	L, 5-4	4.0	9	6	6	2	7	1	0	0	88
4.20	at South Carolina	-	5.0	9	5	4	0	2	3	1	1	70
4.26	at Ole Miss	L, 5-5	5.2	12	9	9	2	2	1	0	1	91
5.7	Wright State	W, 6-5	5.0	5	1	1	0	5	0	0	0	73

## CAREER VS. VANDERBILT

Year	G/GS	W-L	ERA	SV	IP	H	R	ER	BB	SO	2B	3B	HR	B/Avg.
2012	1/1	0-0	4.76	0	5.2	5	3	3	1	0	1	0	1	.227

## SUPERLATIVES

	2013	CAR
Quality Starts	5	11
WHIP	1.44	
SP Run Support (R/9)	6.58	

## CAREER HIGHS

Innings	8.0, 2x, last vs. MSU (3/23/13)
Strikeouts	12 vs. Akron (3/2/13)
Pitches	107 vs. Miss. State (3/23/13)

## IN HIS LAST START:

Made his first career midweek start after scuffling over his last five SEC outings ... Worked five dominating innings vs. Wright State, allowing just three hits and one run in the fourth inning of a 4-1 UK win ... Finished five innings with five hits allowed, not issuing a walk and striking out five on 73 pitches.

## GRUNDY'S CAREER STATS

Year	G/GS	W-L	ERA	SV	IP	H	R	ER	BB	SO	2B	3B	HR	B/Avg.
2012	16/16	6-3	3.78	0	85.2	79	38	36	36	63	15	2	4	.245
2013	12/12	6-5	5.02	0	71.2	82	45	40	18	58	16	2	6	.292
<b>Totals</b>	<b>28/28</b>	<b>12-8</b>	<b>4.35</b>	<b>0</b>	<b>157.1</b>	<b>161</b>	<b>83</b>	<b>76</b>	<b>54</b>	<b>121</b>	<b>31</b>	<b>4</b>	<b>10</b>	<b>.267</b>

## GRUNDY'S CAREER SEC STATS

Year	G/GS	W-L	ERA	SV	IP	H	R	ER	BB	SO	2B	3B	HR	B/Avg.
2012	10/10	1-3	5.07	0	49.2	54	29	28	23	25	11	2	4	.284
2013	7/7	2-4	7.88	0	40.0	62	38	35	14	25	13	2	4	.367
<b>Totals</b>	<b>17/17</b>	<b>3-7</b>	<b>6.32</b>	<b>0</b>	<b>89.2</b>	<b>116</b>	<b>67</b>	<b>63</b>	<b>37</b>	<b>50</b>	<b>24</b>	<b>4</b>	<b>8</b>	<b>.323</b>



# zach **STRECKER**

# 29

RHP • 6-4 • 225 • R-Fr. • Louisville, Ky. (Eastern)

After redshirting the year as a player who earned a spot on the team during the fall 2012 practice season, has become a key right-handed reliever for the UK bullpen ... Worked a shutout frame in his collegiate debut vs. Niagara, striking out two and needing only nine pitches ... Continued to dominate the strike zone in getting a four-pitch strikeout vs. Kansas State in Myrtle Beach ... Tossed two outs vs. Murray State in the home opener, the final two outs of the game ... Final out of the game vs. Murray came as a strikeout, with the hitter falling to the ground to attempt to get around on an inside fastball ... Worked 1.1 shutout innings vs. Michigan State, saving the bullpen during a 6-1 loss ... Picked up first career win with career-long 2.1 innings in a midweek win over Ohio, allowing only a single and striking out one in 30 pitches ... Made SEC debut with two outs vs. Georgia on Saturday ... With LSU blistering UK lefties all weekend, came on Friday night to work four outs, including a career-high three strikeouts ... Suffered some hard-luck at No. 16 Ole Miss, getting a fly ball to rightfield with two outs in his inning, with the ball falling between two defenders and going as a two-run triple, as Strecker had intentionally walked a pair of runners on.

## APPEARANCES

Date	Opponent	Dec.	IP	H	R	ER	BB	SO	2B	3B	HR	NP
2.17	vs. Niagara	-	1.0	0	0	0	0	2	0	0	0	9
2.21	vs. Kansas St.	-	0.1	0	0	0	0	1	0	0	0	4
2.26	Murray State	-	0.2	0	0	0	0	1	0	0	0	10
2.27	Eastern Kentucky	-	0.0	0	0	0	1	0	0	0	0	8
3.3	Akron	-	0.2	3	1	1	0	0	0	0	0	6
3.9	Michigan St.	-	1.1	0	0	0	0	0	0	0	0	10
3.12	Ohio	W, 1-0	2.1	1	0	0	0	1	0	0	0	30
3.19	Western Ky.	-	0.0	1	0	0	0	0	0	0	0	7
3.27	Marshall	-	1.0	0	0	0	0	0	0	0	0	8
3.30	Georgia	-	0.2	1	0	0	1	0	0	0	0	14
4.5	at LSU	-	1.1	1	0	0	0	3	1	0	0	17
4.13	Tennessee	-	0.2	1	0	0	0	1	1	0	0	8
4.16	Louisville	-	0.2	2	3	0	0	1	0	0	0	15
4.23	at Western Ky.	L, 1-1	4.0	4	1	1	1	5	0	0	1	52
4.26	at Ole Miss	-	0.1	1	2	2	2	0	0	1	0	17

## SUPERLATIVES 2013

Inherited Runners 16/7  
WHIP 1.40

## CAREER HIGHS

Innings 4.0 at WKU (4/23/13)  
Strikeouts 5 at WKU (4/23/13)  
Pitches 52 at WKU (4/23/13)

## STRECKER'S CAREER STATS

Year	G/GS	W-L	ERA	SV	IP	H	R	ER	BB	SO	2B	3B	HR	B/Avg.
2013	15/0	1-1	2.40	0	15.0	15	7	4	5	15	2	1	1	.250

## STRECKER'S CAREER SEC STATS

Year	G/GS	W-L	ERA	SV	IP	H	R	ER	BB	SO	2B	3B	HR	B/Avg.
2013	4/0	0-0	6.00	0	3.0	4	2	2	3	4	2	1	0	.333



# zac ZELLERS

OF • 6-0 • 185 • Sr. • St. Louis, Mo. (Rockwood/Heartland)

## GAME-BY-GAME STATS

Date	Opponent	GS	AB	R	H	RBI	2B	3B	HR	BB	SB	CS	HBP	K
2/15	vs. UNC Asheville	*	5	2	2	1	0	0	0	1	0	0	0	1
2/17	vs. Niagara	*	3	2	0	1	0	0	0	1	0	0	0	2
2/18	at USC Upstate	*	5	0	1	0	0	0	0	0	0	0	0	1
2/21	vs. Kansas State	*	4	0	0	0	0	0	0	1	0	0	0	1
2/22	vs. Elon	*	4	1	1	0	0	0	0	0	0	0	0	1
2/24	at Coastal Carolina	*	5	0	0	0	0	0	0	0	0	0	0	2
2/27	Eastern Kentucky	*	2	1	1	1	0	0	0	1	0	0	0	0
3/1	Akron	*	2	2	1	2	0	0	0	0	0	0	0	2
3/2	Akron	*	4	1	1	0	0	0	0	1	0	0	1	0
3/3	Akron	*	4	1	3	0	1	0	0	1	1	0	0	0
3/6	Xavier	*	3	1	1	1	0	0	0	0	0	0	0	1
3/8	Michigan State	*	3	0	0	0	0	0	0	0	0	0	1	1
3/9	Michigan State	*	3	0	0	0	0	0	0	0	0	0	0	1
3/12	Ohio	*	4	2	2	2	0	0	1	0	0	0	0	1
3/15	at Florida	*	4	0	0	0	0	0	0	0	0	0	0	0
3/16	at Florida	*	5	0	1	1	0	0	0	0	0	0	0	1
3/17	at Florida	*	5	0	1	1	0	0	0	0	0	0	0	4
3/19	Western Ky.	*	2	0	1	0	0	0	0	0	0	0	0	0
3/22	Miss. State	*	5	1	2	0	0	0	0	0	1	0	0	2
3/23	Miss. State	*	3	2	2	0	0	0	0	1	0	0	0	1
3/23	Miss. State	*	2	1	0	0	0	0	0	1	0	0	0	1
3/27	Marshall	*	4	0	1	2	0	0	0	0	0	0	0	0
3/29	Georgia	*	4	0	0	0	0	0	0	1	0	0	0	1
3/30	Georgia	*	5	0	1	1	0	0	0	0	0	0	0	2
3/31	Georgia	*	3	0	1	2	0	0	0	0	1	0	0	0
4/2	at Louisville	*	2	1	0	0	0	0	0	2	0	0	0	0
4/5	at LSU	*	2	0	0	0	0	0	0	0	0	0	0	1
4/6	at LSU	*	4	0	2	0	0	0	0	0	0	0	0	0
4/7	at LSU	*	4	2	1	0	0	0	0	1	0	0	0	0
4/9	Austin Peay	*	5	1	1	0	0	0	0	0	1	0	0	0
4/12	Tennessee	*	5	1	2	2	0	0	0	0	0	0	0	0
4/13	Tennessee	*	3	1	1	2	0	0	0	1	0	0	0	0
4/14	Tennessee	*	4	0	0	0	0	0	0	0	0	0	0	3
4/20	at South Carolina	*	4	1	2	2	1	0	1	0	0	0	0	0
4/20	at South Carolina	*	3	1	0	0	0	0	0	2	0	0	1	0
4/21	at South Carolina	*	5	0	2	0	0	0	0	0	0	1	0	1
4/23	at Western Ky.	*	5	0	0	0	0	0	0	2	0	0	1	0
4/25	at Ole Miss	*	4	0	1	0	0	0	0	0	0	1	0	0
4/26	at Ole Miss	*	3	1	1	1	1	0	0	1	1	0	0	1
4/27	at Ole Miss	*	1	1	0	1	0	0	0	0	1	0	1	1
5/3	Arkansas	*	3	0	1	0	0	0	0	1	0	0	0	0
5/4	Arkansas-1	*	4	0	1	1	0	0	0	0	0	0	0	1
5/4	Arkansas-2	*	4	1	2	2	0	0	1	1	0	0	0	2
5/7	Wright State	*	5	1	1	0	0	0	0	0	0	0	0	1

Senior is a hard-nosed force at the top of the order ... Is an on-base percentage machine, ranking fifth in the SEC with a .426 mark in 2012 ... Won UK's quality at bat title in 2012, the first right-handed hitter in the Gary Henderson era to win the award ... Is a force defensively at any outfield position, making diving plays and good decisions ... Slumped early in the year before breaking out during the season-opening homestand ... Belted first homer of the year in a midweek win over Ohio, a towering bomb over the left-field fence ... Drove in the go-ahead run with a two-RBI single on Friday night vs. Tennessee ... Hit a first-inning home run against Ryne Stanek on Saturday vs. No. 14 Arkansas.

SUPERLATIVES	2013	CAR
Multi-Hit Games	10	23
Multi-RBI Games	8	10
Two-Strike Hits	15	
CURRENT HIT STREAK	4	
REACH SAFE STREAK	11	

## CAREER HIGHS

Hits	4 vs. TTU (3/6/12)
RBI	4 vs. Dayton (4/4/12)
Runs	3 vs. TTU (3/6/12)
Walks	2, 5x, last at WKU (4/23/13)
Steals	2 vs. Valpo (6/2/12)

## STARTS BY POSITION

<b>LF</b>	<b>CF</b>	<b>RF</b>
2012 - 14	2012 - 1	2012 - 11
2013 - 25	2013 - 0	2013 - 18
	<b>DH</b>	
	2013 - 0	

## STARTS BY BATTING ORDER

No. 1:	2
No. 2:	32
No. 3:	-
No. 4:	2
No. 5:	3
No. 6:	1
No. 7:	3
No. 8:	-
No. 9:	-

## ZELLERS' CAREER STATS

Year	GP-GS	Avg.	AB	R	H	2B	3B	HR	RBI	Slug.	BB	SO	OBP	SB-A
2012	57-52	.311	177	36	55	12	1	5	19	.475	27	40	.456	7-10
2013	45-43	.253	162	31	41	3	0	3	25	.327	22	36	.363	6-8
<b>Totals</b>	<b>102-95</b>	<b>.283</b>	<b>339</b>	<b>67</b>	<b>96</b>	<b>15</b>	<b>1</b>	<b>8</b>	<b>44</b>	<b>.404</b>	<b>49</b>	<b>76</b>	<b>.314</b>	<b>13-18</b>

## ZELLERS' CAREER SEC STATS

Year	GP-GS	Avg.	AB	R	H	2B	3B	HR	RBI	Slug.	BB	SO	OBP	SB-A
2012	28-25	.247	81	13	20	3	0	1	4	.321	12	24	.404	3-3
2013	24-24	.273	88	15	24	2	0	2	15	.364	12	21	.368	4-6
<b>Totals</b>	<b>52-49</b>	<b>.260</b>	<b>169</b>	<b>28</b>	<b>44</b>	<b>5</b>	<b>0</b>	<b>3</b>	<b>19</b>	<b>.343</b>	<b>24</b>	<b>45</b>	<b>.386</b>	<b>7-9</b>

## ZELLERS' CAREER MISCELLANEOUS STATS

Year	SAC	SF	HBP	OBP	SLG	2-out H	2-out RBI	PO	A	E	FLD
2012	8	1	21	.456	.475	16	13	108	1	4	.965
2013	5	7	10	.363	.327	10	4	67	5	8	.900
<b>Totals</b>	<b>13</b>	<b>8</b>	<b>31</b>	<b>.412</b>	<b>.404</b>	<b>26</b>	<b>17</b>	<b>175</b>	<b>6</b>	<b>12</b>	<b>.938</b>

## ZELLERS' SPLITS

Year	GP-GS	Avg.	AB	R	H	2B	3B	HR	RBI	Slug.	BB	SO	OBP	SB-A
Home	25-23	.302	86	17	26	1	0	2	18	.384	9	19	.269	4-4
Away	16-16	.200	60	9	12	2	0	1	5	.283	10	13	.355	2-4
Neutral	4-4	.188	16	5	3	0	0	0	2	.188	3	4	.364	0-0
Wins	27-26	.274	95	24	26	1	0	2	18	.347	13	24	.380	4-5
Losses	18-17	.224	67	7	15	2	0	1	7	.299	9	12	.338	2-3
Feb.	7-7	.179	28	6	5	0	0	0	3	.179	4	9	.333	0-0
March	19-17	.281	64	13	18	1	0	1	11	.344	7	17	.359	3-3
April	15-15	.241	54	10	13	2	0	1	8	.333	9	6	.377	3-5



# paul MCCONKEY

# 4

INF • 5-11 • 190 • Jr. • Knoxville, Tenn. (Halls)

Left-handed hitter is a vital weapon in the lineup against right-handed pitching ... Has a quick bat and a veteran approach at the plate ... Had a career game in a win over Akron on March 1 ... Regarded as a defensive work in progress, has showed signs of improvement at the hot corner ... Made two diving plays during the Michigan State series to rob singles in the hole ... Belted first career homer off Michigan State ace David Garner in the seventh inning, breaking up his shutout bid ... Smacked a game-winning, two-RBI double in the Sunday rubber match win over MSU ... Had a rocky SEC opener at Florida, committed three errors in a 1-1 game in the bottom of the seventh inning, leading to the three game-winning, unearned runs ... Collected a hit and a walk off the bench vs. WKU ... Made several stellar plays at the hot corner in a win at Louisville, including two diving plays in the hole to snag liners ... Made first career start at first base at No. 16 Ole Miss as the ESPNU SEC Thursday Night Game of the Week.

## SUPERLATIVES 2013 CAR

Multi-Hit Games	2
Multi-RBI Games	3
Two-Strike Hits	7
CURRENT HIT STREAK	-
REACH SAFE STREAK	-

## CAREER HIGHS

Hits	2, 3x, last vs. Akron (3/1/13)
RBI	4 vs. Akron (3/1/13)
Runs	2, 2x, last vs. Akron (3/1/13)
Walks	2 vs. MTSU (3/9/11)

## STARTS BY POSITION

<b>3B</b>	<b>2B</b>	<b>1B</b>
2013 - 13	2011 - 11	2013 - 2
	<b>DH</b>	
	2011 - 1	
	2012 - 8	
	2013 - 9	

## STARTS BY BATTING ORDER

No. 1:	-
No. 2:	-
No. 3:	-
No. 4:	-
No. 5:	1
No. 6:	13
No. 7:	6
No. 8:	1
No. 9:	3

## GAME-BY-GAME STATS

Date	Opponent	GS	AB	R	H	RBI	2B	3B	HR	BB	SB	CS	HBP	K
2/15	vs. UNC Asheville	*	4	0	1	1	0	0	0	0	0	0	1	1
2/18	at USC Upstate	*	4	1	1	0	1	0	0	0	0	0	1	2
2/21	at Kansas State		1	0	1	0	0	0	0	0	0	0	0	0
2/22	vs. Elon	*	3	1	1	1	0	0	0	0	0	0	0	0
2/24	at Coastal Carolina		2	0	1	2	0	0	0	0	0	0	0	0
2/26	Murray State	*	4	0	0	0	0	0	0	0	0	0	0	3
3/1	Akron	*	4	2	2	4	1	1	0	1	0	0	0	2
3/3	Akron	*	3	1	0	0	0	0	1	0	0	0	0	1
3/6	Xavier	*	3	1	1	0	0	0	1	0	1	0	1	0
3/9	Michigan State	*	4	1	2	1	0	0	1	0	0	0	0	1
3/10	Michigan State	*	2	0	1	2	1	0	0	0	0	0	0	1
3/12	Ohio		1	0	0	0	0	0	0	0	0	0	0	1
3/15	at Florida	*	2	0	0	0	0	0	1	0	0	0	0	0
3/17	at Florida	*	1	0	0	0	0	0	0	0	0	0	0	0
3/19	Western Ky.		2	0	1	0	0	0	1	0	0	0	0	0
3/23	Miss. State	*	2	0	0	0	0	0	0	0	0	0	0	1
3/23	Miss. State	*	2	0	0	0	0	0	0	0	0	0	0	0
3/29	Georgia	*	4	1	1	0	0	0	0	0	0	0	0	1
3/30	Georgia		2	1	1	0	1	0	0	0	0	0	0	0
3/31	Georgia	*	3	0	0	0	0	0	0	0	0	0	0	2
4/2	at Louisville	*	5	0	1	0	0	0	0	0	0	0	0	1
4/5	at LSU	*	3	0	0	0	0	0	0	0	0	0	0	1
4/12	Tennessee	*	2	0	0	0	0	0	1	0	0	0	0	0
4/14	Tennessee	*	3	0	1	0	0	0	0	0	0	0	0	1
4/21	at South Carolina	*	4	0	1	0	0	0	0	0	0	0	0	1
4/23	at Western Ky.	*	2	0	0	0	0	0	0	0	0	0	0	0
4/25	at Ole Miss	*	3	0	0	0	0	0	0	0	0	0	0	1
4/26	at Ole Miss	*	3	0	0	0	0	0	0	0	0	0	0	3
5/3	Arkansas	*	2	0	1	0	0	0	0	0	0	0	0	0
5/4	Arkansas-1	*	2	0	0	0	0	0	0	0	0	0	0	1

## MCCONKEY'S CAREER STATS

Year	GP-GS	Avg.	AB	R	H	2B	3B	HR	RBI	Slug.	BB	SO	OBP	SB-A
2011	23-12	.152	46	7	7	0	0	0	1	.152	6	6	.304	0-2
2012	20-8	.323	31	4	10	1	0	0	2	.355	4	9	.463	0-0
2013	30-24	.220	82	9	18	4	1	1	11	.329	6	25	.297	0-1
<b>Totals</b>	<b>73-44</b>	<b>.220</b>	<b>159</b>	<b>20</b>	<b>35</b>	<b>5</b>	<b>1</b>	<b>1</b>	<b>14</b>	<b>.283</b>	<b>16</b>	<b>40</b>	<b>.335</b>	<b>0-3</b>

## MCCONKEY'S CAREER SEC STATS

Year	GP-GS	Avg.	AB	R	H	2B	3B	HR	RBI	Slug.	BB	SO	OBP	SB-A
2011	12-4	.053	19	0	1	0	0	0	0	.053	2	4	.217	0-1
2012	6-5	.417	12	1	5	1	0	0	1	.500	0	3	.467	0-0
2013	15-13	.132	38	2	5	1	0	0	0	.158	2	12	.195	0-0
<b>Totals</b>	<b>33-22</b>	<b>.159</b>	<b>69</b>	<b>3</b>	<b>11</b>	<b>2</b>	<b>0</b>	<b>0</b>	<b>1</b>	<b>.188</b>	<b>4</b>	<b>19</b>	<b>.253</b>	<b>0-1</b>

## MCCONKEY'S CAREER MISCELLANEOUS STATS

Year	SAC	SF	HBP	OBP	SLG	2-out H	2-out RBI	PO	A	E	FLD
2011	0	0	4	.304	.152	3	1	16	34	5	.909
2012	2	1	5	.463	.355	2	0	2	1	2	.600
2013	3	0	3	.297	.329	2	0	18	28	6	.885
<b>Totals</b>	<b>5</b>	<b>1</b>	<b>12</b>	<b>.335</b>	<b>.283</b>	<b>7</b>	<b>1</b>	<b>36</b>	<b>63</b>	<b>13</b>	<b>.884</b>

## MCCONKEY'S SPLITS

Year	GP-GS	Avg.	AB	R	H	2B	3B	HR	RBI	Slug.	BB	SO	OBP	SB-A
Home	17-14	.244	45	7	11	3	1	1	7	.422	5	15	.333	0-1
Away	10-8	.138	29	1	4	1	0	0	2	.172	1	9	.194	0-0
Neutral	3-2	.375	8	1	3	0	0	0	2	.375	0	1	.444	0-0
Wins	18-15	.192	52	7	10	3	1	0	10	.288	4	17	.276	0-1
Losses	12-9	.267	30	2	8	1	0	1	1	.400	2	8	.333	0-0
Feb.	6-4	.278	18	2	5	1	0	0	4	.333	0	6	.350	0-0
March	14-10	.257	35	7	9	3	1	1	7	.486	5	10	.350	0-1
April	8-8	.120	25	0	3	0	0	0	0	.120	1	8	.154	0-0



# matt REIDA

INF • 5-11 • 180 • Jr. • Russiaville, Ind. (Western)

• 47th round selection in the 2010 MLB Draft (White Sox)

Dynamic defensive shortstop is improving offensive game ... Has staggering defensive ability with great range, instincts and an ability to dominate the average play ... Has formed the best middle infield duo in college baseball with second baseman J.T. Riddle ... Has moved up in the order in third season, hitting No. 7 and No. 8 after spending first two years as the No. 9 hitter ... Had back-to-back two-hit games vs. Florida and Western Kentucky, getting robbed of a double vs. the Toppers ... Had a big two-strike, two-out RBI single in a win over Austin Peay.

SUPERLATIVES	2013	CAR
Multi-Hit Games	6	17
Multi-RBI Games	3	8
Two-Strike Hits	10	
CURRENT HIT STREAK	3	
REACH SAFE STREAK	3	

## CAREER HIGHS

Hits	3, 7x, last vs. Niagara (2/17/13)
RBI	3, 2x, last vs. Niagara (2/17/13)
Runs	3 vs. Akron (3/1/13)
Walks	2, 7x, last at Ole Miss (4/26/13)
Steals	1, 8x, last vs. Marshall (3/27/13)

## STARTS BY POSITION

<b>3B</b>	<b>SS</b>	<b>2B</b>
2013 - 0	2012 - 63 2013 - 47	2011 - 27
	<b>DH</b>	
	2013 - 0	

## STARTS BY BATTING ORDER

No. 1:	0
No. 2:	0
No. 3:	0
No. 4:	0
No. 5:	0
No. 6:	0
No. 7:	1
No. 8:	32
No. 9:	14

## GAME-BY-GAME STATS

Date	Opponent	GS	AB	R	H	RBI	2B	3B	HR	BB	SB	CS	HBP	K
2/15	vs. UNC Asheville	*	5	1	1	0	0	0	0	0	0	0	0	1
2/17	vs. Niagara	*	4	1	3	3	0	0	0	1	1	0	0	0
2/18	at USC Upstate	*	4	1	0	1	0	0	0	1	0	0	0	0
2/21	vs. Kansas State	*	4	0	1	1	0	0	0	0	0	0	0	1
2/22	vs. Elon	*	2	0	0	0	0	0	0	0	0	0	0	1
2/24	at Coastal Carolina	*	3	1	1	0	0	0	0	1	0	0	0	0
2/26	Murray State	*	3	2	2	0	1	0	0	2	0	0	0	0
2/27	Eastern Kentucky	*	4	0	1	2	1	0	0	0	0	0	0	0
3/1	Akron	*	3	3	2	0	0	0	0	1	0	0	0	1
3/2	Akron	*	2	0	0	0	0	0	0	0	1	0	1	0
3/3	Akron	*	4	0	0	0	0	0	0	0	0	0	0	1
3/6	Xavier	*	3	0	0	0	0	0	0	1	0	0	0	2
3/8	Michigan State	*	3	0	1	0	0	0	0	1	0	0	0	1
3/9	Michigan State	*	3	0	0	0	0	0	0	0	0	0	0	0
3/10	Michigan State	*	3	0	1	0	0	0	0	0	0	0	0	1
3/12	Ohio	*	2	0	0	0	0	0	0	1	1	0	0	1
3/15	at Florida	*	4	0	0	0	0	0	0	0	0	1	0	0
3/16	at Florida	*	4	1	0	1	0	0	0	1	0	0	0	0
3/17	at Florida	*	4	1	2	1	1	0	0	0	0	0	0	0
3/19	Western Ky.	*	5	0	2	1	0	0	0	0	0	0	0	0
3/22	Miss. State	*	3	0	0	0	0	0	0	1	0	0	0	1
3/23	Miss. State	*	3	0	1	0	0	0	0	0	0	0	0	1
3/23	Miss. State	*	3	0	0	0	0	0	0	1	0	0	0	1
3/27	Marshall	*	3	2	2	2	0	0	0	1	0	1	0	0
3/29	Georgia	*	2	0	0	0	0	0	0	1	0	1	0	1
3/30	Georgia	*	4	1	1	1	1	0	0	0	0	0	0	0
3/31	Georgia	*	2	2	1	0	0	0	0	1	0	0	0	0
4/2	at Louisville	*	4	0	0	0	0	0	0	0	0	0	0	2
4/5	at LSU	*	3	1	1	0	0	0	0	0	0	0	0	0
4/6	at LSU	*	2	0	0	0	0	0	0	0	0	0	0	0
4/7	at LSU	*	4	1	1	0	0	0	0	0	0	0	0	0
4/9	Austin Peay	*	2	1	1	1	0	0	0	2	0	0	0	0
4/12	Tennessee	*	3	1	1	0	0	0	0	1	0	0	0	1
4/13	Tennessee	*	4	2	0	0	0	0	0	1	0	0	0	0
4/14	Tennessee	*	4	0	1	0	0	0	0	0	0	0	0	0
4/16	Louisville	*	2	0	0	1	0	0	0	2	0	0	0	2
4/20	at South Carolina	*	3	0	0	0	0	0	0	0	0	0	0	0
4/20	at South Carolina	*	4	0	1	1	1	0	0	0	0	0	0	2
4/21	at South Carolina	*	3	0	1	0	0	0	0	0	0	0	0	1
4/23	at Western Ky.	*	6	0	1	0	0	1	0	0	0	0	0	1
4/25	at Ole Miss	*	4	1	1	0	1	0	0	0	0	0	0	0
4/26	at Ole Miss	*	2	1	0	0	0	0	0	2	0	0	0	1
4/27	at Ole Miss	*	3	0	0	0	0	0	0	0	0	0	0	1
5/3	Arkansas	*	4	0	0	0	0	0	0	0	0	0	0	1
5/4	Arkansas-1	*	3	0	1	0	0	0	0	0	0	0	0	0
5/4	Arkansas-2	*	4	1	1	0	0	0	0	0	0	0	0	1
5/7	Wright State	*	3	0	1	0	0	0	0	1	0	0	0	1

## REIDA'S CAREER STATS

Year	GP-GS	Avg.	AB	R	H	2B	3B	HR	RBI	Slug.	BB	SO	OBP	SB-A
2011	40-27	.218	78	13	17	2	0	0	6	.244	12	26	.344	1-3
2012	63-63	.239	213	31	51	8	1	2	22	.315	15	46	.297	4-5
2013	47-47	.218	156	25	34	6	1	0	16	.269	23	28	.326	3-6
<b>Totals</b>	<b>150-137</b>	<b>.228</b>	<b>447</b>	<b>69</b>	<b>102</b>	<b>16</b>	<b>2</b>	<b>2</b>	<b>44</b>	<b>.286</b>	<b>50</b>	<b>100</b>	<b>.316</b>	<b>8-14</b>

## REIDA'S CAREER SEC STATS

Year	GP-GS	Avg.	AB	R	H	2B	3B	HR	RBI	Slug.	BB	SO	OBP	SB-A
2011	18-14	.225	40	7	9	0	0	0	1	.225	4	14	.311	0-1
2012	30-30	.212	99	11	21	3	0	0	4	.242	7	28	.264	1-2
2013	24-24	.177	79	13	14	4	0	0	4	.228	9	12	.261	0-2
<b>Totals</b>	<b>72-68</b>	<b>.202</b>	<b>218</b>	<b>31</b>	<b>44</b>	<b>7</b>	<b>0</b>	<b>0</b>	<b>9</b>	<b>.234</b>	<b>20</b>	<b>54</b>	<b>.272</b>	<b>1-5</b>

## REIDA'S CAREER MISCELLANEOUS STATS

Year	SAC	SF	HBP	OBP	SLG	2-out H	2-out RBI	PO	A	E	FLD
2011	5	0	3	.344	.244	7	2	48	69	10	.921
2012	10	1	3	.297	.315	23	12	101	195	13	.958
2013	8	0	2	.326	.269	12	8	58	148	12	.945
<b>Totals</b>	<b>23</b>	<b>1</b>	<b>8</b>	<b>.316</b>	<b>.286</b>	<b>42</b>	<b>22</b>	<b>207</b>	<b>412</b>	<b>35</b>	<b>.946</b>

## REIDA'S SPLITS

Year	GP-GS	Avg.	AB	R	H	2B	3B	HR	RBI	Slug.	BB	SO	OBP	SB-A
Home	27-27	.238	84	15	20	3	0	0	8	.274	17	17	.379	2-4
Away	16-16	.158	57	8	9	3	1	0	4	.246	5	8	.226	0-1
Neutral	4-4	.333	15	2	5	0	0	0	4	.333	1	3	.375	1-1
Wins	28-28	.258	89	19	23	4	0	0	11	.303	17	18	.389	3-5
Losses	19-19	.164	67	6	11	2	1	0	5	.224	6	10	.233	0-1
Feb.	8-8	.310	29	6	9	2	0	0	7	.379	5	3	.412	1-1
March	19-19	.217	60	10	13	2	0	0	6	.250	9	11	.338	2-5
April	16-16	.170	53	8	9	2	1	0	3	.245	8	11	.279	0-0



# lucas WITT

# 7

OF • 6-1 • 190 • Jr. • Lexington, Ky. (Lexington Christian)

• 37th round selection in 2010 MLB Draft (Dodgers)

Highly athletic former star quarterback in Lexington is an anchor in leftfield defensively and as a great top-of-the-order profile hitter ... Had the best game of his career at Coastal Carolina, making two jaw-dropping catches and driving in the game-winning runs in the eighth inning ... Was named the No. 2 play of the day after his two catches at Coastal on SportsCenter.

### SUPERLATIVES 2013 CAR

Multi-Hit Games	4	11
Multi-RBI Games	2	3
Two-Strike Hits	4	
HITTING STREAK	-	
REACH SAFE STREAK	-	

### CAREER HIGHS

Hits	3 vs. EMU (2/18/12)
RBI	3 at Coastal Carolina (2/24/13)
Runs	2, 5x, last vs. Murray State (2/26/13)
Walks	2 vs. TTU (3/29/11)
Steals	2, 2x, last vs. Akron (3/2/13)

### GAME-BY-GAME STATS

Date	Opponent	GS	AB	R	H	RBI	2B	3B	HR	BB	SB	CS	HBP	K
2/15	vs. UNC Asheville	*	5	0	2	1	0	0	0	0	0	0	0	0
2/17	vs. Niagara	*	3	2	0	0	0	0	0	0	0	0	0	1
2/18	at USC Upstate	*	6	1	2	2	0	0	0	0	0	1	0	2
2/21	vs. Kansas State	*	3	0	0	1	0	0	0	0	0	0	0	1
2/22	vs. Elon	*	1	1	0	1	0	0	0	1	0	0	0	0
2/24	at Coastal Carolina	*	5	2	1	3	1	0	0	0	0	0	0	2
2/26	Murray State	*	3	2	1	1	0	0	0	1	0	0	0	1
2/27	Eastern Kentucky	*	3	0	0	0	0	0	0	1	0	0	0	0
3/1	Akron	*	4	1	1	1	0	0	0	0	1	0	0	0
3/2	Akron	*	3	1	2	0	0	0	0	0	2	0	0	0
3/6	Xavier	*	2	1	0	0	0	0	0	1	1	0	1	0
3/8	Michigan State	*	4	0	2	0	0	0	0	0	0	0	0	0
3/9	Michigan State	*	2	0	0	0	0	0	0	0	0	0	0	1
3/10	Michigan State	*	3	0	0	0	0	0	0	0	0	0	0	0
3/15	at Florida	*	2	0	0	0	0	0	0	0	0	0	0	0
3/16	at Florida	*	0	1	0	0	0	0	0	1	0	0	0	0
3/17	at Florida	*	0	0	0	0	0	0	0	0	0	0	0	0
3/19	Western Ky.	*	2	0	0	0	0	0	0	1	0	0	0	0
3/23	Miss. State		0	0	0	0	0	0	0	0	0	0	0	0
3/29	Georgia		1	0	0	0	0	0	0	0	0	0	0	1
3/31	Georgia		0	0	0	0	0	0	0	0	0	0	0	0
4/2	at Louisville		0	0	0	0	0	0	0	0	0	0	0	0
4/6	at LSU		1	0	0	0	0	0	0	0	0	0	0	0
4/7	at LSU	*	4	0	1	0	0	0	0	0	0	0	0	0
4/13	Tennessee		0	0	0	0	0	0	0	0	0	0	0	0
4/16	Louisville	*	4	0	0	0	0	0	0	1	0	0	0	2
4/20	at South Carolina-2		1	0	0	0	0	0	0	0	0	0	0	1
4/21	at South Carolina	*	3	0	1	0	0	0	0	0	0	0	0	0
4/23	at Western Ky.	*	5	0	1	0	0	0	0	0	0	0	0	2
5/3	Arkansas		1	0	0	0	0	0	0	0	0	0	0	0
5/4	Arkansas-1		2	0	0	0	0	0	0	0	0	0	0	0

### WITT'S CAREER STATS

Year	GP-GS	Avg.	AB	R	H	2B	3B	HR	RBI	Slug.	BB	SO	OBP	SB-A
2011	30-24	.253	75	10	19	4	0	0	7	.307	12	14	.387	3-3
2012	27-17	.319	69	14	22	1	0	0	9	.333	4	8	.385	5-8
2013	31-20	.192	73	13	14	1	0	0	10	.205	8	14	.279	5-6
<b>Totals</b>	<b>88-61</b>	<b>.253</b>	<b>217</b>	<b>36</b>	<b>55</b>	<b>6</b>	<b>0</b>	<b>0</b>	<b>26</b>	<b>.281</b>	<b>24</b>	<b>36</b>	<b>.250</b>	<b>13-17</b>

### WITT'S CAREER SEC STATS

Year	GP-GS	Avg.	AB	R	H	2B	3B	HR	RBI	Slug.	BB	SO	OBP	SB-A
2011	21-17	.250	56	8	14	3	0	0	4	.304	7	11	.382	2-2
2012	7-3	.267	15	4	4	0	0	0	0	.267	0	2	.313	1-1
2013	13-3	.133	15	1	2	0	0	0	0	.133	1	2	.188	0-0
<b>Totals</b>	<b>41-23</b>	<b>.233</b>	<b>86</b>	<b>13</b>	<b>20</b>	<b>3</b>	<b>0</b>	<b>0</b>	<b>4</b>	<b>.267</b>	<b>8</b>	<b>15</b>	<b>.340</b>	<b>3-3</b>

### WITT'S CAREER MISCELLANEOUS STATS

Year	SAC	SF	HBP	OBP	SLG	2-out H	2-out RBI	PO	A	E	FLD
2011	1	1	5	.387	.307	5	2	74	4	2	.975
2012	0	1	4	.385	.333	7	5	15	1	0	1.000
2013	2	3	2	.279	.205	6	3	47	2	1	.980
<b>Totals</b>	<b>3</b>	<b>5</b>	<b>11</b>	<b>.350</b>	<b>.281</b>	<b>19</b>	<b>10</b>	<b>136</b>	<b>7</b>	<b>3</b>	<b>.979</b>

### WITT'S SPLITS

Year	GP-GS	Avg.	AB	R	H	2B	3B	HR	RBI	Slug.	BB	SO	OBP	SB-A
Home	16-10	.176	34	5	6	0	0	0	2	.176	5	5	.310	4-4
Away	11-6	.222	27	4	6	1	0	0	5	.259	1	7	.250	0-1
Neutral	4-4	.167	12	3	2	0	0	0	3	.167	2	2	.250	1-1
Wins	18-12	.256	43	12	11	1	0	0	9	.279	6	7	.358	5-6
Losses	13-8	.100	30	0	3	0	0	0	1	.100	2	7	.152	0-0
Feb.	8-8	.207	29	8	6	1	0	0	9	.241	4	7	.306	1-2
March	13-8	.217	23	4	5	0	0	0	1	.217	3	2	.321	4-4
April	8-4	.167	18	0	3	0	0	0	0	.167	1	5	.211	0-0

### STARTS BY POSITION

LF	CF	RF
2012 - 17	2011 - 15	2012 - 0
2013 - 20	2012 - 0	2013 - 0

### STARTS BY BATTING ORDER

No.	Starts
No. 1:	0
No. 2:	4
No. 3:	0
No. 4:	0
No. 5:	0
No. 6:	1
No. 7:	10
No. 8:	0
No. 9:	5



# max KUHN

INF • 5-11 • 195 • So. • Zionsville, Ind. (Zionsville)

• 24th round draft pick in 2011 (Athletics)

Is becoming one of the top hitters in the SEC ... Has a patient, disciplined approach at the plate and has hit No. 3, No. 4, No. 5 primarily in 2013 ... Has drawn a team-high in walks, including a three-walk game at USC Upstate ... Ripped two doubles in a win over Xavier ... Had a career-high three hit game vs. Kansas State ... Reached base safely in the first 19 games this year ... In a 1-1-1 game in the bottom of the eighth inning, drilled first career homer to leadoff the frame, giving UK a 2-1 win ... Lofted team-leading double vs. WKU on March 19 ... Drove in the walk-off run in a Friday-night win over Georgia, drawing a four-pitch, two-out walk with the bases loaded in the bottom of the 10th ... Hit a game-tying homer to snap an 0-for-18 stretch at No. 9 Louisville, a laser over the deep left-centerfield fence to even up the game at 3-3 in the top of the sixth ... Had a big 2-for-3 game in the rubber-match at No. 16 Ole Miss, driving in two runs, including the game-winning RBI in the eighth inning with the bases loaded.

### SUPERLATIVES 2013 CAR

Multi-Hit Games	10	10
Multi-RBI Games	5	5
Two-Strike Hits	16	
CURRENT HIT STREAK	-	
REACH SAFE STREAK	2	

### CAREER HIGHS

Hits	3 vs. Kansas State (2/21/13)
RBI	3 vs. Akron (3/1/13)
Runs	2, 3x, last vs. Akron (3/1/13)
Walks	3 vs. USC Upstate (2/18/13)
Steals	2 vs. Murray State (2/26/13)

### STARTS BY POSITION

<b>3B</b>	<b>SS</b>	<b>1B</b>
2012 - 0	2013 - 0	2012 - 0
2013 - 34		2013 - 11
<b>DH</b>		
2012 - 0		
2013 - 2		

### STARTS BY BATTING ORDER

No. 2:	1
No. 3:	3
No. 4:	15
No. 5:	19
No. 6:	2
No. 7:	7

### GAME-BY-GAME STATS

Date	Opponent	GS	AB	R	H	RBI	2B	3B	HR	BB	SB	CS	HBP	K
2/15	vs. UNC Asheville	*	5	0	1	2	0	0	0	0	0	0	0	0
2/17	vs. Niagara	*	3	2	1	1	0	1	0	2	0	0	1	0
2/18	at USC Upstate	*	3	2	1	2	1	0	0	3	0	0	0	0
2/21	vs. Kansas State	*	4	1	3	0	0	0	0	0	0	0	0	1
2/22	vs. Elon	*	4	1	1	1	1	0	0	0	0	0	0	1
2/24	at Coastal Carolina	*	5	0	1	1	0	0	0	0	1	1	0	1
2/26	Murray State	*	3	1	2	1	0	0	0	2	2	0	0	1
2/27	Eastern Kentucky	*	2	1	1	1	0	0	0	2	0	0	0	1
3/1	Akron	*	3	2	2	3	0	0	0	2	1	0	0	0
3/2	Akron	*	4	0	0	0	0	0	0	1	0	0	0	0
3/3	Akron	*	2	1	0	0	0	0	0	2	1	0	0	0
3/6	Xavier	*	4	0	2	2	2	0	0	0	0	0	0	1
3/8	Michigan State	*	3	1	2	1	0	0	1	1	0	0	0	0
3/9	Michigan State	*	4	0	1	0	0	0	0	0	0	0	0	2
3/10	Michigan State	*	5	0	1	1	1	0	0	0	0	0	0	1
3/12	Ohio	*	5	0	1	1	1	0	0	0	0	0	0	1
3/15	at Florida	*	3	0	0	0	0	0	0	1	0	0	0	1
3/16	at Florida	*	4	1	1	0	0	0	0	1	0	0	0	0
3/17	at Florida	*	5	0	0	0	0	0	0	0	0	0	0	1
3/19	Western Ky.	*	5	1	2	0	1	0	0	0	0	0	0	1
3/22	Miss. State	*	4	2	2	1	0	0	0	1	0	0	0	0
3/23	Miss. State	*	3	0	2	1	1	0	0	1	0	0	0	0
3/23	Miss. State	*	3	0	1	1	0	0	0	1	0	0	0	1
3/27	Marshall	*	2	1	0	0	0	0	0	2	0	0	0	0
3/29	Georgia	*	4	0	0	1	0	0	0	1	0	0	0	2
3/30	Georgia	*	4	0	0	0	0	0	0	1	0	0	0	0
3/31	Georgia	*	4	0	0	0	0	0	0	0	0	0	0	2
4/2	at Louisville	*	4	1	1	1	0	0	1	0	0	0	0	0
4/5	at LSU	*	2	0	1	0	0	0	0	1	0	0	0	1
4/6	at LSU	*	3	0	0	1	0	0	0	0	0	0	0	1
4/7	at LSU	*	4	0	1	1	0	0	0	0	0	0	0	0
4/9	Austin Peay	*	3	0	1	0	0	0	0	1	0	1	0	1
4/12	Tennessee	*	4	0	0	0	0	0	0	1	0	0	0	1
4/13	Tennessee	*	5	1	2	1	0	0	1	0	0	0	0	1
4/14	Tennessee	*	3	0	1	0	0	0	0	1	1	0	0	0
4/16	Louisville	*	4	1	1	0	0	0	0	1	0	0	0	1
4/20	at South Carolina	*	4	0	1	0	0	0	0	0	0	0	0	1
4/20	at South Carolina	*	5	1	0	0	0	0	0	0	0	0	0	3
4/21	at South Carolina	*	4	0	1	0	0	0	0	0	0	0	0	1
4/23	at Western Ky.	*	7	0	0	0	0	0	0	1	0	0	0	0
4/25	at Ole Miss	*	4	0	1	0	1	0	0	0	0	0	0	1
4/26	at Ole Miss	*	4	1	1	0	0	0	0	0	0	0	0	1
4/27	at Ole Miss	*	3	0	2	2	0	0	0	1	0	0	0	1
5/3	Arkansas	*	3	0	0	0	0	0	0	1	0	0	0	2
5/4	Arkansas-1	*	3	0	0	0	0	0	0	0	0	0	0	2
5/4	Arkansas-2	*	4	0	1	0	0	0	0	0	0	0	0	0
5/7	Wright State	*	2	1	0	0	0	0	0	2	0	0	0	1

### KUHN'S CAREER STATS

Year	GP-GS	Avg.	AB	R	H	2B	3B	HR	RBI	Slug.	BB	SO	OBP	SB-A
2012	5-0	.333	3	1	1	0	0	0	3	.333	1	0	.400	0-0
2013	47-47	.241	174	24	42	8	1	3	26	.251	34	35	.368	6-8
<b>Totals</b>	<b>52-47</b>	<b>.243</b>	<b>177</b>	<b>25</b>	<b>43</b>	<b>8</b>	<b>1</b>	<b>3</b>	<b>29</b>	<b>.350</b>	<b>35</b>	<b>35</b>	<b>.369</b>	<b>6-8</b>

### KUHN'S CAREER SEC STATS

Year	GP-GS	Avg.	AB	R	H	2B	3B	HR	RBI	Slug.	BB	SO	OBP	SB-A
2013	24-24	.202	89	6	18	2	0	1	9	.258	12	21	.294	1-1
<b>Totals</b>	<b>24-24</b>	<b>.202</b>	<b>89</b>	<b>6</b>	<b>18</b>	<b>2</b>	<b>0</b>	<b>1</b>	<b>9</b>	<b>.258</b>	<b>12</b>	<b>21</b>	<b>.294</b>	<b>1-1</b>

### KUHN'S CAREER MISCELLANEOUS STATS

Year	SAC	SF	HBP	OBP	SLG	2-out H	2-out RBI	PO	A	E	FLD
2012	0	1	0	.400	.333	0	0	0	2	0	1.000
2013	2	2	2	.368	.351	19	11	136	61	10	.952
<b>Totals</b>	<b>2</b>	<b>3</b>	<b>2</b>	<b>.369</b>	<b>.350</b>	<b>19</b>	<b>11</b>	<b>136</b>	<b>63</b>	<b>10</b>	<b>.952</b>

### KUHN'S SPLITS

Year	GP-GS	Avg.	AB	R	H	2B	3B	HR	RBI	Slug.	BB	SO	OBP	SB-A
Home	27-27	.258	93	14	24	5	0	2	14	.376	24	20	.412	5-6
Away	16-16	.188	64	6	12	2	0	1	8	.266	8	13	.274	1-2
Neutral	5-5	.400	20	4	8	1	0	0	1	.450	2	5	.455	0-0
Wins	28-28	.253	99	16	25	7	1	2	22	.404	26	16	.414	5-7
Losses	19-19	.227	75	8	17	1	0	1	4	.280	8	19	.298	1-1
Feb.	8-8	.367	30	8	11	2	1	0	9	.500	9	5	.525	3-4
March	19-19	.232	69	10	16	5	0	1	11	.348	15	11	.338	2-2
April	16-16	.222	63	5	14	1	0	2	6	.333	7	14	.296	1-2



# J.T. RIDDLE

INF • 6-3 • 185 • Jr. • Frankfort, Ky. (Western Hills)

• 35th round selection in the 2010 MLB Draft (Red Sox)

One of the top players in college baseball, has staggering defensive ability at second base ... Has great arm strength, tremendous creativity and athleticism in the field ... Has improved strength and bat speed and is a veteran, polished hitter in the middle of the order ... Was named SEC Player of the Week the opening week after reaching base safely in 11 of 14 plate appearances, including a school-record 6-for-6 game vs. Niagara ... Ripped a RBI double in the series rubber match vs. Michigan State on Sunday ... Had a pair of clutch RBI in a series-evening win at Florida ... Had a 4-for-5 game vs. Georgia in a loss, with his double in the ninth missing the game-tying homer by about a foot to the left, bouncing off the monster in rightfield ... On Sunday vs. Georgia, made his first error of 2013 and his first since May 11, 2012 vs. Alabama, a span of 358.2 consecutive errorless innings played.

SUPERLATIVES	2013	CAR
Multi-Hit Games	11	37
Multi-RBI Games	4	19
Two-Strike Hits	15	
CURRENT HIT STREAK	4	
REACH SAFE STREAK	4	

### CAREER HIGHS

Hits	6 vs. Niagara (2/17/13)
RBI	3, 6x, last vs. Niagara (2/17/13)
Runs	4 at Georgia (4/1/12)
Walks	2, 9x, last vs. Louisville (4/16/13)
Steals	1, 16x, last at WKU (4/23/13)

### STARTS BY POSITION

3B	SS	2B
2012 - 0	2012 - 0	2011 - 14
2013 - 0	2013 - 0	2012 - 63
	RF	2013 - 47
	2011 - 34	
	2012 - 0	

### STARTS BY BATTING ORDER

No. 1:	0
No. 2:	3
No. 3:	0
No. 4:	18
No. 5:	20
No. 6:	6
No. 7:	0
No. 8:	0
No. 9:	0

### GAME-BY-GAME STATS

Date	Opponent	GS	AB	R	H	RBI	2B	3B	HR	BB	SB	CS	HBP	K
2/15	vs. UNC Asheville	*	5	2	3	1	2	0	0	0	0	0	0	0
2/17	vs. Niagara	*	6	3	6	3	1	1	0	0	0	0	0	0
2/18	at USC Upstate	*	3	2	2	2	0	0	1	1	0	0	2	0
2/21	vs. Kansas State	*	4	1	1	0	0	0	0	1	0	0	0	0
2/22	vs. Elon	*	4	0	1	0	0	0	0	0	1	0	0	0
2/24	at Coastal Carolina	*	5	1	2	1	0	0	0	0	1	0	0	1
2/26	Murray State	*	4	1	1	1	0	0	0	0	0	0	1	0
2/27	Eastern Kentucky	*	3	2	2	0	0	0	0	1	0	0	0	0
3/1	Akron	*	4	2	2	2	0	0	0	2	1	0	0	0
3/2	Akron	*	5	0	1	1	0	0	0	0	0	0	0	0
3/3	Akron	*	4	0	0	0	0	0	0	0	0	0	0	1
3/6	Xavier	*	3	0	1	1	0	0	0	0	0	0	0	0
3/8	Michigan State	*	4	0	2	0	0	0	0	0	0	0	0	0
3/9	Michigan State	*	4	0	0	0	0	0	0	0	0	0	0	0
3/10	Michigan State	*	3	1	1	1	1	0	0	2	0	0	0	0
3/15	at Florida	*	3	0	0	0	0	0	0	0	0	0	1	0
3/16	at Florida	*	5	0	1	2	0	0	0	0	0	0	0	0
3/17	at Florida	*	5	1	2	0	0	0	0	0	0	0	0	0
3/19	Western Ky.	*	4	1	2	0	1	0	0	1	1	0	0	0
3/22	Miss. State	*	2	0	0	0	0	0	0	1	0	0	0	1
3/23	Miss. State	*	3	0	1	0	0	0	0	0	0	1	1	0
3/23	Miss. State	*	2	0	0	1	0	0	0	2	0	0	0	0
3/27	Marshall	*	2	0	0	0	0	0	0	2	0	0	0	0
3/29	Georgia	*	4	0	1	0	0	0	0	0	0	0	0	0
3/30	Georgia	*	5	1	4	0	1	0	0	0	0	0	0	0
3/31	Georgia	*	3	0	0	0	0	0	0	1	0	0	0	1
4/2	at Louisville	*	5	1	1	0	0	0	0	0	0	0	0	0
4/5	at LSU	*	3	0	0	0	0	0	0	1	1	0	0	1
4/6	at LSU	*	4	0	0	0	0	0	0	0	0	0	0	0
4/7	at LSU	*	3	0	0	0	0	0	0	1	0	0	0	0
4/9	Austin Peay	*	3	1	1	0	0	0	0	1	0	0	0	0
4/12	Tennessee	*	3	1	1	0	1	0	0	1	0	0	0	1
4/13	Tennessee	*	3	0	0	1	0	0	0	1	0	0	0	0
4/14	Tennessee	*	4	0	1	0	0	0	0	0	0	0	0	0
4/16	Louisville	*	2	0	0	0	0	0	0	2	0	0	0	1
4/20	at South Carolina	*	4	0	1	0	0	0	0	0	0	0	0	1
4/20	at South Carolina	*	5	1	1	0	0	0	0	0	0	0	0	0
4/21	at South Carolina	*	4	0	1	0	0	0	0	0	0	0	0	0
4/23	at Western Ky.	*	7	0	1	0	0	0	0	1	1	1	0	1
4/25	at Ole Miss	*	3	0	0	1	0	0	0	0	0	0	1	0
4/26	at Ole Miss	*	3	0	0	0	0	0	0	0	0	0	1	1
4/27	at Ole Miss	*	4	1	0	0	0	0	0	0	0	0	0	1
5/3	Arkansas	*	4	0	3	0	0	0	0	0	0	0	0	0
5/4	Arkansas-1	*	4	0	1	0	0	0	0	0	0	0	0	0
5/4	Arkansas-2	*	4	1	1	0	0	0	0	0	0	0	0	0
5/7	Wright State	*	4	0	1	0	0	0	0	0	0	0	0	2

### RIDDLE'S CAREER STATS

Year	GP-GS	Avg.	AB	R	H	2B	3B	HR	RBI	Slug.	BB	SO	OBP	SB-A
2011	50-43	.288	163	24	47	9	0	3	25	.399	16	32	.360	7-8
2012	63-63	.279	226	44	63	12	1	5	38	.407	16	26	.347	3-4
2013	47-47	.285	179	24	51	7	1	1	19	.352	22	13	.381	6-9
<b>Totals</b>	<b>160-153</b>	<b>.283</b>	<b>568</b>	<b>92</b>	<b>161</b>	<b>28</b>	<b>2</b>	<b>9</b>	<b>82</b>	<b>.387</b>	<b>54</b>	<b>71</b>	<b>.362</b>	<b>16-21</b>

### RIDDLE'S CAREER SEC STATS

Year	GP-GS	Avg.	AB	R	H	2B	3B	HR	RBI	Slug.	BB	SO	OBP	SB-A
2011	30-25	.240	100	11	24	3	0	3	12	.360	7	22	.303	2-3
2012	30-30	.260	104	13	27	6	1	2	17	.394	6	15	.328	0-1
2013	24-24	.218	87	6	19	2	0	0	5	.241	8	7	.310	1-2
<b>Totals</b>	<b>84-79</b>	<b>.241</b>	<b>291</b>	<b>30</b>	<b>70</b>	<b>11</b>	<b>1</b>	<b>5</b>	<b>34</b>	<b>.337</b>	<b>21</b>	<b>44</b>	<b>.314</b>	<b>3-6</b>

### RIDDLE'S CAREER MISCELLANEOUS STATS

Year	SAC	SF	HBP	OBP	SLG	2-out H	RBI	PO	A	E	FLD
2011	5	3	4	.360	.399	12	10	80	40	4	.968
2012	8	6	11	.347	.407	19	12	129	171	8	.974
2013	2	2	7	.381	.352	12	8	103	150	3	.988
<b>Totals</b>	<b>15</b>	<b>11</b>	<b>22</b>	<b>.362</b>	<b>.387</b>	<b>43</b>	<b>30</b>	<b>312</b>	<b>361</b>	<b>15</b>	<b>.978</b>

### RIDDLE'S SPLITS

Year	GP-GS	Avg.	AB	R	H	2B	3B	HR	RBI	Slug.	BB	SO	OBP	SB-A
Home	27-27	.298	94	11	28	4	0	0	9	.340	17	7	.409	2-4
Away	16-16	.182	66	7	12	0	0	1	6	.227	4	6	.280	3-4
Neutral	4-4	.579	19	6	11	3	1	0	4	.842	1	0	.600	1-1
Wins	28-28	.327	107	20	35	5	1	1	18	.241	13	7	.421	3-5
Losses	19-19	.222	72	4	16	2	0	0	1	.250	9	6	.321	3-4
Feb.	8-8	.529	34	12	18	3	1	1	8	.765	3	1	.600	2-2
March	19-19	.275	69	6	19	3	0	0	9	.319	11	3	.386	2-4
April	16-16	.133	60	5	8	1	0	0	2	.150	8	7	.254	2-3



# zack STORM

# 16

IF • 6-0 • 200 • Fr. • London, Ky. (North Laurel)

Physical and athletic freshman infielder has emerged as a lineup option as a right-handed hitter midway through the year ... Has seen time at third base, also practicing at each infield position ... Had his first career hits in a 2-for-4 game with an RBI vs. Austin Peay, his first career start.

### SUPERLATIVES 2013

Multi-Hit Games 1  
 Multi-RBI Games 0  
 Two-Strike Hits 1  
 CURRENT HIT STREAK -  
 REACH SAFE STREAK -

### CAREER HIGHS

Hits 2 vs. Austin Peay (4/9/13)  
 RBI 1 vs. Austin Peay (4/9/13)  
 Runs 1, 2x, last vs. UT (4/13/13)  
 Walks 2 vs. UT (4/13/13)  
 Steals 1, 2x, last at USC (4/20/13)

### GAME-BY-GAME STATS

Date	Opponent	GS	AB	R	H	RBI	2B	3B	HR	BB	SB	CS	HBP	K
3/1	Akron		1	0	0	0	0	0	0	0	0	0	0	0
3/31	Georgia		0	0	0	0	0	0	0	0	1	0	1	0
4/5	at LSU		1	0	0	0	0	0	0	0	0	0	0	0
4/6	at LSU		1	0	0	0	0	0	0	0	0	0	0	0
4/9	Austin Peay	*	4	1	2	1	0	0	0	0	0	0	0	0
4/12	Tennessee		1	0	0	0	0	0	0	0	0	0	0	1
4/13	Tennessee	*	1	1	0	0	0	0	0	2	0	0	1	1
4/16	Louisville		0	0	0	0	0	0	0	0	0	0	0	0
4/20	S. Carolina		2	0	0	0	0	0	0	0	1	0	0	1

### STARTS BY POSITION

<b>3B</b> 2013 - 0	<b>SS</b> 2013 - 0	<b>2B</b> 2013 - 0
	<b>DH</b> 2013 - 2	

### STARTS BY BATTING ORDER

No. 1: 0  
 No. 2: 0  
 No. 3: 0  
 No. 4: 0  
 No. 5: 0  
 No. 6: 0  
 No. 7: 0  
 No. 8: 0  
 No. 9: 2

### STORM'S CAREER STATS

Year	GP-GS	Avg.	AB	R	H	2B	3B	HR	RBI	Slug.	BB	SO	OBP	SB-A
2013	6-1	.182	11	2	2	0	0	0	1	.182	2	3	.400	2-2

### STORM'S CAREER SEC STATS

Year	GP-GS	Avg.	AB	R	H	2B	3B	HR	RBI	Slug.	BB	SO	OBP	SB-A
2013	5-1	.000	4	1	0	0	0	0	0	.000	2	2	.500	1-1

### STORM'S CAREER MISCELLANEOUS STATS

Year	SAC	SF	HBP	OBP	SLG	2-out H	2-out RBI	PO	A	E	FLD
2013	0	0	2	.400	.182	2	1	2	1	0	1.000

### STORM'S SPLITS

Year	GP-GS	Avg.	AB	R	H	2B	3B	HR	RBI	Slug.	BB	SO	OBP	SB-A
Home	6-2	.286	7	2	2	0	0	0	1	.286	2	2	.545	1-1
Away	3-0	.000	4	0	0	0	0	0	0	.000	0	1	.000	1-1
Neutral	1-0	.000	0	0	0	0	0	0	0	.000	0	0	.000	0-0
Wins	4-1	.333	6	1	2	0	0	0	1	.333	0	1	.429	1-1
Losses	5-1	.000	3	1	0	0	0	0	0	.000	2	1	.500	1-1
Feb.	0-0	.000	0	0	0	0	0	0	0	.000	0	0	.000	0-0
March	2-0	.000	1	0	0	0	0	0	0	.000	0	0	.500	0-0
April	7-2	.200	10	2	2	0	0	0	1	.200	2	3	.385	1-1



# austin COUSINO

# 19

CF • 5-10 • 180 • Fr. • Dublin, Ohio (Dublin Coffman)

The preseason SEC Player of the Year by Baseball America is a force at the top of the lineup and as the best defensive outfielder in college baseball ... Has great range and instincts in centerfield ... Led UK with eight outfield assists as a freshman, when he won SEC Freshman of the Year ... Led the USA Collegiate National Team in hitting during the summer ... First homer of the year came as a grand slam vs. Niagara on Feb. 17 ... Belted a first-inning homer in the series opener vs. Michigan State, his first, first-inning leadoff homer since a homer vs. Cincinnati in 2011 on his 19th birthday ... Made a gorgeous catch on Friday night vs. Michigan State, ranging far to his left to make a fully-extended grab while tumbling face first into the wall ... Had a monster game and weekend in leading UK to its first series win at Florida since 1999 ... Hit 7-for-13 during the series ... In the series-evening win at UF, went 3-for-5 with a career-high four RBI, a double, homer and stolen base ... Collected walk-off single in the bottom of the ninth inning in UK's rubber-match win over No. 14 Mississippi State, a single smacked off the first base bag with 1 out and the bases loaded ... Finished a homer shy of hitting for the cycle in a Sunday win over Georgia, with his leadoff triple in the first the first leadoff triple in the first inning for UK since Antone DeJesus in 2007 at Furman ... Smacked a double off the 30-foot wall in rightfield to score the eventual game-winning run ... Gave UK the lead with a solo homer in the first inning against Bobby Wahl during the ESPN Thursday Night SEC Game of the Week at No. 16 Ole Miss.

SUPERLATIVES	2013	CAR
Multi-Hit Games	12	40
Multi-RBI Games	5	17
Two-Strike Hits	13	
CURRENT HIT STREAK	-	
REACH SAFE STREAK	-	

## CAREER HIGHS

Hits	4 vs. UIC (3/4/12)
RBI	4, 2x, last at UF (3/16/13)
Runs	4 vs. Akron (3/1/13)
Walks	2, 5x, last vs. UL (4/2/13)
Steals	2 vs. 3x, last vs. UNC Asheville (2/15/13)

## STARTS BY POSITION

LF	CF	RF
2012 - 0	2012 - 62	2012 - 0
2013 - 0	2013 - 47	2013 - 0
	DH	
	2012 - 0	
	2013 - 0	

## STARTS BY BATTING ORDER

No. 1:	31
No. 2:	7
No. 3:	9

## GAME-BY-GAME STATS

Date	Opponent	GS	AB	R	H	RBI	2B	3B	HR	BB	SB	CS	HBP	K
2/15	vs. UNC Asheville	*	4	2	2	0	0	0	0	2	2	0	0	0
2/17	vs. Niagara	*	3	1	1	4	0	0	1	1	1	0	0	0
2/18	at USC Upstate	*	6	2	2	0	0	0	0	0	1	0	0	2
2/21	vs. Kansas State	*	4	1	0	0	0	0	0	0	0	0	1	1
2/22	vs. Elon	*	4	1	2	0	2	0	0	1	0	0	0	2
2/24	at Coastal Carolina	*	4	2	1	0	0	0	0	1	0	0	0	1
2/26	Murray State	*	5	2	1	1	1	0	0	0	0	0	1	3
2/27	Eastern Kentucky	*	3	0	0	1	0	0	0	0	0	0	0	2
3/1	Akron	*	3	4	3	1	0	0	2	0	0	0	0	0
3/2	Akron	*	4	1	1	0	0	0	0	0	0	0	0	0
3/3	Akron	*	4	2	1	3	0	1	1	0	0	0	0	0
3/6	Xavier	*	5	0	1	0	0	0	0	0	0	0	0	1
3/8	Michigan State	*	4	1	2	1	0	0	1	0	0	0	0	0
3/9	Michigan State	*	4	0	0	0	0	0	0	0	0	0	0	0
3/10	Michigan State	*	2	0	0	0	0	0	0	0	0	0	1	0
3/12	Ohio	*	4	0	1	0	0	0	0	0	0	0	1	1
3/15	at Florida	*	3	1	2	0	0	0	0	1	0	1	0	0
3/16	at Florida	*	5	2	3	4	1	0	1	0	1	0	1	0
3/17	at Florida	*	5	0	2	0	0	0	0	1	0	0	0	1
3/19	Western Ky.	*	5	0	0	0	0	0	0	0	0	0	0	1
3/22	Miss. State	*	5	0	1	0	0	0	0	0	0	0	0	1
3/23	Miss. State	*	4	0	0	0	0	0	0	0	0	0	0	2
3/23	Miss. State	*	4	1	1	0	1	0	0	1	0	0	0	1
3/27	Marshall	*	4	1	1	0	1	0	0	1	0	0	0	1
3/29	Georgia	*	3	1	2	2	1	0	0	2	0	0	0	1
3/30	Georgia	*	3	1	1	1	1	0	0	2	0	1	0	0
3/31	Georgia	*	4	2	3	1	1	1	0	0	0	0	0	0
4/2	at Louisville	*	2	0	0	0	0	0	0	2	0	0	1	0
4/5	at LSU	*	3	0	1	1	0	0	0	1	1	0	0	1
4/6	at LSU	*	3	1	0	0	0	0	0	1	0	0	0	2
4/7	at LSU	*	5	0	1	0	0	0	0	0	0	0	0	0
4/9	Austin Peay	*	4	0	0	0	0	0	0	0	0	0	0	1
4/12	Tennessee	*	3	0	1	1	1	0	0	1	0	0	1	0
4/13	Tennessee	*	3	1	0	0	0	0	0	0	0	0	2	2
4/14	Tennessee	*	4	0	1	0	0	0	0	0	1	0	0	0
4/16	Louisville	*	3	1	0	0	0	0	0	1	0	0	0	2
4/20	at South Carolina	*	3	0	0	0	0	0	0	0	0	0	1	1
4/20	at South Carolina	*	4	0	2	0	0	0	0	0	1	0	1	1
4/21	at South Carolina	*	4	1	0	0	0	0	0	0	1	0	0	0
4/23	at Western Ky.	*	7	2	2	1	1	0	1	0	0	0	1	1
4/25	at Ole Miss	*	4	1	1	2	0	0	1	0	0	0	0	0
4/26	at Ole Miss	*	3	1	0	0	0	0	0	0	0	0	1	1
4/27	at Ole Miss	*	5	0	0	0	0	0	0	0	0	0	0	1
5/3	Arkansas	*	4	0	0	0	0	0	0	1	0	0	0	1
5/4	Arkansas-1	*	4	1	1	0	1	0	0	0	0	0	0	0
5/4	Arkansas-2	*	2	0	0	0	0	0	0	0	0	0	2	1
5/7	Wright State	*	3	0	0	0	0	0	0	0	0	0	2	1

## COUSINO'S CAREER STATS

Year	GP-GS	Avg.	AB	R	H	2B	3B	HR	RBI	Slug.	BB	SO	OBP	SB-A
2012	62-62	.319	260	61	83	20	2	9	41	.515	26	39	.408	15-16
2013	47-47	.243	181	37	44	11	1	6	25	.414	19	36	.376	12-13
<b>Totals</b>	<b>109-109</b>	<b>.288</b>	<b>441</b>	<b>98</b>	<b>127</b>	<b>31</b>	<b>3</b>	<b>15</b>	<b>66</b>	<b>.474</b>	<b>45</b>	<b>75</b>	<b>.394</b>	<b>27-29</b>

## COUSINO'S CAREER SEC STATS


Year	GP-GS	Avg.	AB	R	H	2B	3B	HR	RBI	Slug.	BB	SO	OBP	SB-A
2012	30-30	.302	116	31	35	10	0	6	17	.543	14	23	.417	6-7
2013	24-24	.258	89	14	23	6	1	2	13	.416	8	16	.394	7-8
<b>Totals</b>	<b>54-54</b>	<b>.283</b>	<b>205</b>	<b>45</b>	<b>58</b>	<b>16</b>	<b>1</b>	<b>8</b>	<b>30</b>	<b>.488</b>	<b>22</b>	<b>39</b>	<b>.407</b>	<b>13-15</b>

## COUSINO'S CAREER MISCELLANEOUS STATS

Year	SAC	SF	HBP	OBP	SLG	2-out H	2-out RBI	PO	A	E	FLD
2012	4	0	13	.408	.515	18	9	142	8	3	.980
2013	2	1	20	.376	.414	12	5	108	0	2	.982
<b>Totals</b>	<b>6</b>	<b>1</b>	<b>33</b>	<b>.394</b>	<b>.474</b>	<b>30</b>	<b>14</b>	<b>250</b>	<b>8</b>	<b>5</b>	<b>.981</b>

## COUSINO'S SPLITS

Year	GP-GS	Avg.	AB	R	H	2B	3B	HR	RBI	Slug.	BB	SO	OBP	SB-A
Home	27-27	.220	100	19	22	7	1	2	13	.370	11	21	.363	1-2
Away	16-16	.258	66	13	17	2	0	3	8	.424	5	12	.372	7-7
Neutral	4-4	.333	15	5	5	2	0	1	4	.667	3	3	.474	4-4
Wins	28-28	.299	107	26	32	8	1	5	22	.533	13	21	.429	7-7
Losses	19-19	.162	74	11	12	3	0	1	3	.243	6	15	.295	5-6
Feb.	8-8	.273	33	11	9	3	0	1	6	.455	4	11	.375	5-5
March	19-19	.333	75	17	25	5	1	3	14	.547	8	9	.438	3-4
April	16-16	.150	60	8	9	2	0	2	5	.283	6	13	.311	4-4



# zach **ARNOLD**

# 35

C • 6-2 • 175 • Fr. • Frankfort, Ky. (Franklin County)

• 27th round draft pick in 2012 (Mets)

Talented freshman has great arm strength and is polishing ability behind the plate ... Is developing into a future impact offensive player ... Earned first career start vs. Ohio in midweek action, also collecting first career hit and RBI in the second inning on a line-drive down the rightfield line ... Appeared in his first career SEC game as a pinch hitter at No. 2 LSU.

### GAME-BY-GAME STATS

Date	Opponent	GS	AB	R	H	RBI	2B	3B	HR	BB	SB	CS	HBP	K
2/17	vs. Niagara		0	0	0	0	0	0	0	0	0	0	0	0
3/1	Akron		1	0	0	0	0	0	0	0	0	0	0	0
3/3	Akron		1	0	0	0	0	0	0	0	0	0	0	0
3/12	Ohio	*	2	1	1	1	0	0	0	0	0	0	0	0
4/5	at LSU		1	0	0	0	0	0	0	0	0	0	0	0
4/16	Louisville		1	0	0	0	0	0	0	0	0	0	0	0
4/26	at Ole Miss		1	0	0	0	0	0	0	0	0	0	0	0

### SUPERLATIVES 2013

Multi-Hit Games	0
Multi-RBI Games	0
Two-Strike Hits	0
CURRENT HIT STREAK	-
REACH SAFE STREAK	-

### CAREER HIGHS

Hits	1 vs. Ohio (3/12/13)
RBI	1 vs. Ohio (3/12/13)
Runs	1 vs. Ohio (3/12/13)
Walks	-
Steals	-

### STARTS BY POSITION

<b>RF</b> 2013 - 0	<b>C</b> 2013 - 1	<b>1B</b> 2013 - 0
	<b>DH</b> 2013 - 0	

### STARTS BY BATTING ORDER

No. 1:	0
No. 2:	0
No. 3:	0
No. 4:	0
No. 5:	0
No. 6:	0
No. 7:	0
No. 8:	0
No. 9:	1

### ARNOLD'S CAREER STATS

Year	GP-GS	Avg.	AB	R	H	2B	3B	HR	RBI	Slug.	BB	SO	OBP	SB-A
2013	7-1	.143	7	1	1	0	0	0	1	.143	0	0	.143	0-0

### ARNOLD'S CAREER SEC STATS

Year	GP-GS	Avg.	AB	R	H	2B	3B	HR	RBI	Slug.	BB	SO	OBP	SB-A
2013	2-0	.000	2	0	0	0	0	0	0	.000	0	0	.000	0-0

### ARNOLD'S CAREER MISCELLANEOUS STATS

Year	SAC	SF	HBP	OBP	SLG	2-out H	2-out RBI	PO	A	E	FLD
2013	1	0	0	.167	.167	0	0	14	2	0	1.000

### ARNOLD'S SPLITS

Year	GP-GS	Avg.	AB	R	H	2B	3B	HR	RBI	Slug.	BB	SO	OBP	SB-A
Home	4-1	.200	5	1	1	0	0	0	1	.200	0	0	.200	0-0
Away	2-0	.000	2	0	0	0	0	0	0	.000	0	0	.000	0-0
Neutral	1-0	.000	0	0	0	0	0	0	0	.000	0	0	.000	0-0
Wins	4-1	.250	4	1	1	0	0	0	1	.250	0	0	.250	0-0
Losses	3-0	.000	3	0	0	0	0	0	0	.000	0	0	.000	0-0
Feb.	1-0	.000	0	0	0	0	0	0	0	.000	0	0	.000	0-0
March	3-1	.250	4	1	1	0	0	0	1	.250	0	0	.250	0-0
April	3-0	.000	3	0	0	0	0	0	0	.000	0	0	.000	0-0



# kyle BARRETT

# 37

OF • 5-11 • 175 • Fr. • Douglasville, Ga. (Chapel Hill)

Dynamic outfield talent has forced his way into the starting lineup ... Has an advanced ability to drive the ball the opposite way and may be the fastest player in the SEC ... Has shown a patient approach in his first collegiate season with great baserunning ability and a knack for scoring runs ... Had a 2-for-4 game at No. 2 LSU in the series finale, also getting robbed of a single up the middle after it bounced off the pitcher and rolled right to first base ... Missed two consecutive games after suffering an injury during UK's 11-inning game at No. 14 South Carolina. Has moved to the No. 1 spot in the order on April 9 vs. Austin Peay, collecting five multi-hit games as the leadoff hitter.

### SUPERLATIVES 2013

Multi-Hit Games	13
Multi-RBI Games	2
Two-Strike Hits	12
CURRENT HIT STREAK	11
REACH SAFE STREAK	11

### CAREER HIGHS

Hits	3, 3x, last vs. Wright St. (5/7/13)
RBI	2, 2x, last vs. UT (4/12/13)
Runs	2, 3x, last vs. UL (4/16/13)
Walks	2 at UF (3/17/13)
Steals	1, 4x, last at South Carolina (4/20/13)

### GAME-BY-GAME STATS

Date	Opponent	GS	AB	R	H	RBI	2B	3B	HR	BB	SB	CS	HBP	K
2/17	vs. Niagara		0	0	0	1	0	0	0	0	0	0	0	0
2/18	at USC Upstate		0	1	0	0	0	0	0	0	0	0	0	0
2/24	at Coastal Carolina		0	1	0	0	0	0	0	0	0	0	0	0
2/27	Eastern Kentucky	*	4	1	1	0	0	0	0	1	0	0	0	1
3/1	Akron		1	0	0	0	0	0	0	0	0	0	0	0
3/2	Akron		0	0	0	0	0	0	0	0	0	0	0	0
3/9	Michigan State		1	0	0	0	0	0	0	0	0	0	0	1
3/10	Michigan State	*	2	1	1	0	1	0	0	1	0	0	0	0
3/12	Ohio	*	4	2	2	0	0	0	0	0	0	0	0	1
3/15	at Florida		1	0	0	0	0	0	0	0	0	0	0	0
3/16	at Florida	*	2	1	0	1	0	0	0	1	0	0	1	0
3/17	at Florida	*	2	2	1	0	0	0	0	2	0	0	0	0
3/19	Western Kentucky	*	4	1	2	1	1	0	0	1	1	0	0	0
3/22	Miss. State	*	3	0	1	0	0	0	0	1	0	0	0	1
3/23	Miss. State	*	3	0	1	0	0	0	0	0	0	0	0	0
3/23	Miss. State	*	3	1	1	1	1	0	0	0	0	0	0	1
3/27	Marshall	*	4	1	1	0	0	0	0	0	1	1	0	0
3/29	Georgia	*	3	0	2	0	0	0	0	0	0	1	0	0
3/30	Georgia	*	4	1	2	0	0	0	0	1	0	0	0	1
3/31	Georgia	*	3	0	1	0	0	0	0	0	0	1	0	1
4/2	at Louisville	*	4	0	0	1	0	0	0	0	0	0	0	3
4/5	at LSU	*	3	0	0	0	0	0	0	0	0	0	0	1
4/6	at LSU	*	2	0	0	0	0	0	0	0	0	0	0	0
4/7	at LSU	*	4	0	2	0	0	0	0	0	0	1	0	1
4/9	Austin Peay	*	5	0	2	2	0	1	0	0	0	0	0	1
4/12	Tennessee	*	5	1	3	2	1	0	0	0	0	0	0	0
4/13	Tennessee	*	5	0	0	1	0	0	0	0	0	0	0	2
4/14	Tennessee	*	4	0	1	0	0	0	0	0	0	0	0	1
4/16	Louisville	*	4	2	3	0	0	0	0	1	0	0	0	0
4/20	at South Carolina	*	4	1	2	0	0	0	0	0	1	1	0	1
4/20	at South Carolina	*	4	1	2	0	0	0	0	0	0	0	1	1
4/25	at Ole Miss	*	3	0	1	0	0	0	0	1	0	0	0	1
4/26	at Ole Miss	*	5	1	1	1	0	0	0	0	0	0	0	1
4/27	at Ole Miss	*	5	0	2	0	0	0	0	0	0	0	0	1
5/3	Arkansas	*	3	0	1	0	0	0	0	1	0	0	1	0
5/4	Arkansas-1	*	4	0	1	0	0	0	0	0	0	0	0	1
5/4	Arkansas-2	*	5	0	2	1	0	0	0	0	0	0	0	1
5/7	Wright State	*	4	1	3	1	0	0	0	1	0	0	0	0

### STARTS BY POSITION

LF	CF	RF
2013 - 2	2013 - 0	2013 - 27
	DH	
	2013 - 2	

### STARTS BY BATTING ORDER

No. 1:	14
No. 2:	0
No. 3:	0
No. 4:	0
No. 5:	0
No. 6:	9
No. 7:	6
No. 8:	1
No. 9:	1

### BARRETT'S CAREER STATS

Year	GP-GS	Avg.	AB	R	H	2B	3B	HR	RBI	Slug.	BB	SO	OBP	SB-A
2013	38-31	.359	117	20	42	4	1	0	13	.410	11	22	.418	4-10

### BARRETT'S CAREER SEC STATS

Year	GP-GS	Avg.	AB	R	H	2B	3B	HR	RBI	Slug.	BB	SO	OBP	SB-A
2013	23-22	.338	80	9	27	2	0	0	7	.363	7	15	.407	1-6

### BARRETT'S CAREER MISCELLANEOUS STATS

Year	SAC	SF	HBP	OBP	SLG	2-out H	2-out RBI	PO	A	E	FLD
2013	0	3	3	.418	.410	16	4	66	2	3	.958

### BARRETT'S SPLITS

Year	GP-GS	Avg.	AB	R	H	2B	3B	HR	RBI	Slug.	BB	SO	OBP	SB-A
Home	23-20	.397	78	12	31	4	1	0	9	.474	7	13	.448	3-6
Away	14-11	.282	39	8	11	0	0	0	3	.282	4	9	.370	1-4
Neutral	1-0	.000	0	0	0	0	0	0	0	.000	0	0	.000	0-0
Wins	22-17	.287	62	13	24	3	1	0	10	.468	6	11	.431	2-5
Losses	16-14	.327	55	7	18	1	0	0	3	.345	5	11	.403	2-5
Feb.	1-0	.000	0	0	0	0	0	0	0	.000	0	0	.000	0-0
March	16-12	.375	40	10	15	3	0	0	3	.450	7	6	.469	2-5
April	14-14	.333	57	9	19	1	1	0	7	.386	2	13	.361	1-4



# casey SCHROEDER

# 39

C • 6-2 • 190 • Fr. • Glandorf, Ohio (Ottawa-Glandorf)

• 21st round draft pick in 2012 (Cardinals)

Switch-hitting catcher is UK's highest drafted freshman ... Is more advanced at the plate then defensively, becoming a better defensive catcher ... Has the athleticism to play the outfield ... Is vital to UK's bullpen development ... Made SEC debut at No. 2 LSU, getting extended defensive innings behind the dish on Sunday.

### GAME-BY-GAME STATS

Date	Opponent	GS	AB	R	H	RBI	2B	3B	HR	BB	SB	CS	HBP	K
2/17	vs. Niagara	1	0	0	0	0	0	0	0	0	0	0	0	1
2/26	Murray State	0	0	0	0	0	0	0	0	0	0	0	0	0
3/1	Akron	1	0	0	0	0	0	0	0	0	0	0	0	0
3/3	Akron	1	0	0	0	0	0	0	0	0	0	0	0	1
4/5	at LSU	1	0	0	0	0	0	0	0	0	0	0	0	0
4/6	at LSU	0	0	0	0	0	0	0	0	1	0	0	0	0
4/26	at Ole Miss	1	0	0	0	0	0	0	0	0	0	0	0	0

### SUPERLATIVES 2013

Multi-Hit Games	0
Multi-RBI Games	0
Two-Strike Hits	0
CURRENT HIT STREAK	-
REACH SAFE STREAK	1

### CAREER HIGHS

Hits	
RBI	
Runs	
Walks	1 at LSU (4/6/13)
Steals	

### STARTS BY POSITION

<b>RF</b>	<b>C</b>	<b>1B</b>
2013 - 0	2013 - 0	2013 - 0
	<b>DH</b>	
	2013 - 0	

### STARTS BY BATTING ORDER

No. 1:	0
No. 2:	0
No. 3:	0
No. 4:	0
No. 5:	0
No. 6:	0
No. 7:	0
No. 8:	0
No. 9:	0

### SCHROEDER'S CAREER STATS

Year	GP-GS	Avg.	AB	R	H	2B	3B	HR	RBI	Slug.	BB	SO	OBP	SB-A
2013	7-0	.000	5	0	0	0	0	0	0	.000	1	3	.167	0-0

### SCHROEDER'S CAREER SEC STATS

Year	GP-GS	Avg.	AB	R	H	2B	3B	HR	RBI	Slug.	BB	SO	OBP	SB-A
2013	3-0	.000	2	0	0	0	0	0	0	.000	0	0	.000	0-0

### SCHROEDER'S CAREER MISCELLANEOUS STATS

Year	SAC	SF	HBP	OBP	SLG	2-out H	2-out RBI	PO	A	E	FLD
2013	0	0	0	.167	.000	0	0	4	0	0	1.000

### SCHROEDER'S SPLITS

Year	GP-GS	Avg.	AB	R	H	2B	3B	HR	RBI	Slug.	BB	SO	OBP	SB-A
Home	4-0	.000	3	0	0	0	0	0	0	.000	0	2	.000	0-0
Away	3-0	.000	2	0	0	0	0	0	0	.000	1	0	.500	0-0
Neutral	1-0	.000	1	0	0	0	0	0	0	.000	0	1	.000	0-0
Wins	4-0	.000	3	0	0	0	0	0	0	.000	0	2	.000	0-0
Losses	3-0	.000	2	0	0	0	0	0	0	.000	1	1	.333	0-0
Feb.	2-0	.000	1	0	0	0	0	0	0	.000	0	1	.000	0-0
March	2-0	.000	2	0	0	0	0	0	0	.000	0	2	.000	0-0
April	4-0	.000	3	0	0	0	0	0	0	.000	1	1	.250	0-0



# greg FETTES

# 40

C • 6-2 • 225 • R-Fr. • Madison Heights, Mich. (Lamphere)

• 43rd round draft pick in 2011 (Tigers)

After redshirting the 2012 season has been a vital weapon behind the plate, offensively and defensively ... Has great raw power and arm strength ... Can become a force for UK in the lineup and behind the plate ... Has been a midweek starter behind the plate and made one weekend start during the Michigan State series ... Had a great game in a midweek start vs. Marshall, reaching base safely in all four trips, with a pair of walks and a double and single ... Made first career SEC start against a LHP vs. Georgia on Saturday, getting two at bats with the bases loaded, his first two career bases-loaded chances ... Got midweek start vs. No. 8 Louisville, drawing a walk but striking out looking to leave the bases loaded ... Belted first career home run as a two-run blast at No. 14 South Carolina in the second game of a doubleheader ... Belted a leadoff, game-tying homer in the rubber-match at No. 16 Ole Miss ... Hit a home run against No. 14 Arkansas, his third consecutive SEC weekend with a homer.

## GAME-BY-GAME STATS

Date	Opponent	GS	AB	R	H	RBI	2B	3B	HR	BB	SB	CS	HBP	K
2/17	vs. Niagara		2	0	2	0	1	0	0	0	0	0	0	0
2/26	Murray State	*	2	0	1	1	0	0	0	0	0	0	0	0
3/2	Akron	*	4	2	3	2	1	0	0	0	0	0	0	0
3/9	Michigan State	*	2	0	0	0	0	0	0	0	0	0	0	0
3/12	Ohio		0	0	0	0	0	0	0	0	0	0	0	0
3/19	Western Ky.	*	2	0	0	0	0	0	1	0	0	0	0	1
3/27	Marshall	*	2	2	2	0	1	0	0	2	0	0	0	0
3/30	Georgia	*	2	0	0	0	0	0	0	0	0	0	0	2
4/5	at LSU		0	0	0	0	0	0	0	0	0	0	0	0
4/16	Louisville	*	3	0	0	0	0	0	1	0	0	0	0	2
4/20	at South Carolina	*	4	1	2	2	0	1	0	0	0	0	0	1
4/21	at South Carolina	*	3	0	0	0	0	0	0	0	0	0	0	0
4/23	at Western Ky.	*	4	0	0	0	0	0	0	0	0	0	0	2
4/25	at Ole Miss	*	2	0	1	0	1	0	0	1	0	0	0	0
4/26	at Ole Miss	*	2	0	0	0	0	0	1	0	0	0	0	1
4/27	at Ole Miss	*	2	1	1	1	0	1	2	0	0	0	0	0
5/3	Arkansas	*	3	0	0	1	0	0	0	0	0	0	0	1
5/4	Arkansas-1	*	3	1	1	1	0	0	1	1	0	0	0	1
5/4	Arkansas-2	*	4	0	1	0	0	0	0	0	0	0	0	0
5/7	Wright State	*	1	1	0	1	0	0	0	2	0	0	0	0

## SUPERLATIVES 2013

Multi-Hit Games	4
Multi-RBI Games	2
Two-Strike Hits	7
CURRENT HIT STREAK	-
REACH SAFE STREAK	3

## CAREER HIGHS

Hits	3 vs. Akron (3/2/13)
RBI	2, 2x last at South Carolina (4/20/13)
Runs	2, 2x, last vs. Marshall (3/27/13)
Walks	2, 2x, last at Ole Miss (4/27/13)

## STARTS BY POSITION

<b>3B</b>	<b>C</b>	<b>1B</b>
2013 - 0	2013 - 12	2013 - 0
	<b>DH</b>	
	2013 - 4	

## STARTS BY BATTING ORDER

No. 1:	0
No. 2:	0
No. 3:	0
No. 4:	0
No. 5:	2
No. 6:	4
No. 7:	2
No. 8:	1
No. 9:	7

## FETTES' CAREER STATS

Year	GP-GS	Avg.	AB	R	H	2B	3B	HR	RBI	Slug.	BB	SO	OBP	SB-A
2013	20-16	.298	47	8	14	4	0	3	9	.574	11	11	.417	0-0

## FETTES' CAREER SEC STATS

Year	GP-GS	Avg.	AB	R	H	2B	3B	HR	RBI	Slug.	BB	SO	OBP	SB-A
2013	10-9	.240	25	3	6	1	0	3	5	.640	5	6	.367	0-0

## FETTES' CAREER MISCELLANEOUS STATS

Year	SAC	SF	HBP	OBP	SLG	2-out H	2-out RBI	PO	A	E	FLD
2013	2	2	0	.417	.574	2	3	71	11	0	1.000

## FETTES' SPLITS

Year	GP-GS	Avg.	AB	R	H	2B	3B	HR	RBI	Slug.	BB	SO	OBP	SB-A
Home	12-11	.286	28	6	8	2	0	1	6	.464	7	7	.405	0-0
Away	7-5	.235	17	2	4	1	0	2	3	.647	4	4	.381	0-0
Neutral	1-0	1.000	2	0	2	1	0	0	0	1.500	0	0	1.000	0-0
Wins	9-7	.579	19	6	11	4	0	1	5	.947	7	0	.643	0-0
Losses	11-9	.107	28	2	3	0	0	2	4	.321	4	11	.219	0-0
Feb.	2-1	.750	4	0	3	1	0	0	1	1.000	0	0	.600	0-0
March	6-5	.417	12	4	5	2	0	0	2	.583	3	3	.533	0-0
April	8-6	.200	20	2	4	1	0	2	3	.550	5	6	.360	0-0



# micheal THOMAS

# 42

C • 5-11 • 210 • R-Jr. • Elizabethtown, Ky. (Elizabethtown)

Fourth-year catcher won the starting job behind the plate in the preseason and is working with Greg Fettes to share the catching duties ... Has become a dedicated, hard-working impact player for the Wildcats ... Knowledge of the pitching staff, coach Gary Henderson's system and ability to do the little things offensively have shined in 2013 ... Has two great bunt singles down the third base line in 2013 ... Belted a game-winning, three-run homer in the rubber match at Florida, a no-doubt bomb in the second inning that sailed over the grandstand in Gainesville ... Hit a two-run homer in UK's win over Georgia on Sunday.

### SUPERLATIVES 2013 CAR

Multi-Hit Games	4	5
Multi-RBI Games	5	5
Two-Strike Hits	11	
CURRENT HIT STREAK	1	
REACH SAFE STREAK	1	

### CAREER HIGHS

Hits	3 vs. Akron (3/3/13)
RBI	3 at Florida (3/17/13)
Runs	3 vs. Marshall (3/7/12)
Walks	2 vs. Marshall (3/7/12)
Steals	1, 4x, last vs. MSU (3/22/13)

### GAME-BY-GAME STATS

Date	Opponent	GS	AB	R	H	RBI	2B	3B	HR	BB	SB	CS	HBP	K
2/15	vs. UNC Asheville	*	2	0	0	0	0	0	0	1	0	0	0	1
2/16	vs. Niagara	*	2	2	1	2	0	0	0	0	0	0	0	0
2/18	at USC Upstate	*	4	1	2	0	0	0	0	1	1	0	0	0
2/21	vs. Kansas State	*	3	0	0	0	0	0	0	0	0	0	0	0
2/22	vs. Elon	*	2	0	0	1	0	0	0	0	0	0	0	2
2/24	at Coastal Carolina	*	2	1	1	0	0	0	0	0	0	0	2	1
2/26	Murray State	*	2	1	1	2	0	0	0	0	0	0	0	1
2/27	Eastern Kentucky	*	3	0	1	1	0	0	0	0	0	0	0	0
3/1	Akron	*	2	2	1	1	0	0	0	1	0	0	0	0
3/3	Akron	*	3	2	3	1	0	0	0	0	1	0	0	0
3/6	Xavier	*	3	1	2	0	0	0	0	0	0	0	1	1
3/8	Michigan State	*	2	0	0	0	0	0	0	0	0	0	1	1
3/9	Michigan State	*	1	0	0	0	0	0	0	0	0	0	0	0
3/10	Michigan State	*	2	0	1	0	0	0	0	0	0	0	1	0
3/12	Ohio	*	3	0	0	0	0	0	0	1	1	0	0	0
3/15	at Florida	*	3	0	0	0	0	0	0	0	0	0	0	1
3/16	at Florida	*	3	2	1	1	1	0	0	0	0	0	2	1
3/17	at Florida	*	2	1	1	3	0	0	1	0	0	0	1	1
3/19	Western Ky.	*	0	0	0	1	0	0	0	1	0	0	1	0
3/22	Miss. State	*	4	0	1	1	0	0	0	1	0	0	0	1
3/23	Miss. State	*	3	0	0	0	0	0	0	0	0	0	0	2
3/23	Miss. State	*	4	0	0	0	0	0	0	0	0	0	0	1
3/29	Georgia	*	4	1	1	0	0	0	0	0	0	0	0	1
3/30	Georgia	*	3	0	0	2	0	0	0	0	0	0	1	1
3/31	Georgia	*	2	1	1	2	0	0	1	0	0	0	0	0
4/2	at Louisville	*	2	1	0	0	0	0	0	1	0	0	1	1
4/5	at LSU	*	2	0	1	0	0	0	0	0	0	0	1	0
4/6	at LSU	*	3	0	1	0	0	0	0	0	0	0	0	0
4/7	at LSU	*	3	0	1	0	0	0	0	0	0	0	0	0
4/9	Austin Peay	*	4	1	1	0	0	0	0	0	0	0	0	1
4/12	Tennessee	*	3	1	0	0	0	0	0	0	0	0	0	0
4/13	Tennessee	*	4	2	2	0	1	0	0	0	0	0	1	0
4/14	Tennessee	*	3	0	0	0	0	0	0	1	0	0	0	2
4/20	at South Carolina	*	4	0	0	0	0	0	0	0	0	0	0	0
4/20	at South Carolina	*	1	0	0	0	0	0	0	0	0	0	0	1
4/21	at South Carolina	*	1	0	0	0	0	0	0	0	0	0	0	1
4/23	at Western Ky.	*	8	0	1	0	0	0	0	0	0	0	0	2
4/25	at Ole Miss	*	0	0	0	0	0	0	0	0	0	0	0	0
4/27	at Ole Miss	*	4	0	1	0	0	0	0	0	0	0	0	1
5/4	Arkansas-2	*	4	0	0	0	0	0	0	0	0	0	0	2
5/7	Wright State	*	2	0	1	1	0	0	0	0	0	0	1	1

### THOMAS' CAREER STATS

Year	GP-GS	Avg.	AB	R	H	2B	3B	HR	RBI	Slug.	BB	SO	OBP	SB-A
2011	7-0	.000	6	0	0	0	0	0	0	.000	1	4	.143	0-0
2012	21-1	.250	20	6	5	3	0	1	4	.550	2	7	.318	0-0
2013	41-35	.241	112	20	27	2	0	2	19	.313	7	28	.358	4-4
Totals	69-36	.232	138	26	32	5	0	3	23	.333	10	39	.343	4-4

### STARTS BY POSITION

<b>RF</b>	<b>C</b>	<b>1B</b>
2012 - 0	2012 - 1	2012 - 0
2013 - 0	2013 - 34	2013 - 0
	<b>DH</b>	
	2012 - 0	
	2013 - 1	

### THOMAS' CAREER SEC STATS

Year	GP-GS	Avg.	AB	R	H	2B	3B	HR	RBI	Slug.	BB	SO	OBP	SB-A
2011	4-0	.000	4	0	0	0	0	0	0	.000	0	3	.000	0-0
2012	7-0	.000	7	0	0	0	0	0	0	.000	0	2	.000	0-0
2013	21-18	.183	60	8	11	2	0	2	9	.317	1	16	.269	1-1
Totals	32-18	.155	71	8	11	2	0	2	9	.268	1	21	.231	1-1

### THOMAS' CAREER MISCELLANEOUS STATS

Year	SAC	SF	HBP	OBP	SLG	2-out H	2-out RBI	PO	A	E	FLD
2011	0	0	0	.143	.000	0	0	2	0	0	1.000
2012	0	0	0	.318	.550	1	0	24	6	0	1.000
2013	7	3	15	.358	.313	4	4	244	27	1	.996
Totals	7	3	15	.343	.333	5	4	270	33	1	.997

### STARTS BY BATTING ORDER

No. 1:	0
No. 2:	0
No. 3:	0
No. 4:	0
No. 5:	2
No. 6:	2
No. 7:	6
No. 8:	12
No. 9:	13

### THOMAS' SPLITS

Year	GP-GS	Avg.	AB	R	H	2B	3B	HR	RBI	Slug.	BB	SO	OBP	SB-A
Home	22-19	.262	61	12	16	1	0	1	12	.328	4	15	.370	3-3
Away	15-12	.238	42	6	10	1	0	1	4	.333	2	10	.373	1-1
Neutral	2-2	.111	9	2	1	0	0	0	3	.231	1	3	.231	0-0
Wins	26-24	.290	69	18	20	1	0	2	15	.391	5	19	.409	3-3
Losses	15-11	.163	43	2	7	1	0	0	4	.186	2	9	.265	1-1
Feb.	8-7	.300	20	5	6	0	0	0	6	.300	2	5	.407	1-1
March	17-15	.273	44	10	12	1	0	2	12	.432	3	11	.411	3-3
April	14-11	.190	42	5	8	1	0	0	0	.214	2	9	.277	0-0



# thomas BERNAL

# 46

INF/C • 6-0 • 210 • R-So. • Paso Robles, Calif. (Paso Robles)

Right-handed hitter was platooning at first base against left-handed pitchers ... Is now out for 2013 indefinitely after suffering a dislocated elbow in a collision on an errant throw vs. Georgia on March 31 ... Drove in the game-winning run with a two-out pinch hit single at USC Upstate in the ninth inning ... Is a tremendous defensive first baseman, was giving UK great options in the late innings as a pinch hitter off the bench or defensive upgrade and as the Friday-night starter at first base with A.J. Reed on the mound.

SUPERLATIVES	2013	CAR
Multi-Hit Games	2	5
Multi-RBI Games	1	1
Two-Strike Hits	1	
CURRENT HIT STREAK	1	
REACH SAFE STREAK	1	

### CAREER HIGHS

Hits	2, 4x, last vs. Niagara (2/17/13)
RBI	1, 6x, last vs. Niagara (2/17/13)
Runs	3 vs. Niagara (2/17/13)
Walks	1, 4x, last vs. Akron (3/2/13)
Steals	1, 2x, last vs. Marshall (3/27/13)

### GAME-BY-GAME STATS

Date	Opponent	GS	AB	R	H	RBI	2B	3B	HR	BB	SB	CS	HBP	K
2/17	Niagara	*	5	3	2	1	2	0	0	1	0	0	0	0
2/18	USC Upstate		1	0	1	1	0	0	0	0	0	0	0	0
2/21	Kansas State	*	3	0	0	0	0	0	0	0	0	0	0	0
2/24	Coastal Carolina	*	2	0	1	0	0	0	0	0	0	0	1	0
3/2	Akron	*	2	1	0	0	0	0	0	1	0	0	1	0
3/3	Akron		0	0	0	0	0	0	0	0	0	0	0	0
3/8	Michigan State	*	2	0	1	0	0	0	0	0	0	0	1	0
3/9	Michigan State		1	0	0	0	0	0	0	0	0	0	0	0
3/10	Michigan State	*	1	0	0	0	0	0	0	0	0	0	0	0
3/15	Florida		0	0	0	0	0	0	0	0	0	0	1	0
3/16	Florida		0	0	0	0	0	0	0	0	0	0	1	0
3/17	Florida		1	0	0	0	0	0	0	0	0	0	0	0
3/22	Miss. State	*	4	1	3	2	1	0	0	0	0	0	0	1
3/23	Miss. State		2	0	0	0	0	0	0	0	0	0	0	2
3/23	Miss. State		1	0	0	0	0	0	0	0	0	0	0	0
3/27	Marshall	*	3	1	1	1	0	0	1	1	1	1	0	0
3/30	Georgia		0	0	0	0	0	0	0	0	0	0	0	0
3/31	Georgia		0	0	0	0	0	0	0	0	0	0	0	0

### BERNAL'S CAREER STATS

Year	GP-GS	Avg.	AB	R	H	2B	3B	HR	RBI	Slug.	BB	SO	OBP	SB-A
2012	19-6	.370	27	3	10	0	0	0	4	.370	2	7	.469	1-1
2013	18-7	.321	28	6	9	3	0	0	5	.429	3	3	.472	1-2
Totals	37-13	.345	55	9	19	3	0	0	9	.400	5	10	.471	2-3

### BERNAL'S CAREER SEC STATS

Year	GP-GS	Avg.	AB	R	H	2B	3B	HR	RBI	Slug.	BB	SO	OBP	SB-A
2012	6-0	.500	4	1	2	0	0	0	1	.500	0	0	.500	0-0
2013	6-1	.375	8	1	3	1	0	0	2	.500	0	3	.500	0-0
Totals	12-1	.417	12	2	5	1	0	0	3	.500	0	3	.500	0-0

### STARTS BY POSITION

<b>3B</b>	<b>C</b>	<b>1B</b>
2012 - 0	2012 - 0	2012 - 5
2013 - 0	2013 - 0	2013 - 7
	<b>DH</b>	
	2012 - 1	
	2013 - 0	

### BERNAL'S CAREER MISCELLANEOUS STATS

Year	SAC	SF	HBP	OBP	SLG	2-out H	2-out RBI	PO	A	E	FLD
2012	0	0	3	.469	.370	1	1	59	4	1	.983
2013	3	0	5	.472	.429	3	2	58	3	2	.968
Totals	3	0	8	.471	.400	4	3	117	7	3	.976

### STARTS BY BATTING ORDER

No. 1:	0
No. 2:	0
No. 3:	0
No. 4:	0
No. 5:	0
No. 6:	5
No. 7:	2
No. 8:	0
No. 9:	0

### BERNAL'S SPLITS

Year	GP-GS	Avg.	AB	R	H	2B	3B	HR	RBI	Slug.	BB	SO	OBP	SB-A
Home	11-4	.313	16	3	5	1	0	0	3	.375	2	3	.450	1-2
Away	5-1	.500	4	0	2	0	0	0	1	.500	0	0	.714	0-0
Neutral	2-2	.250	8	3	2	2	0	0	1	.500	1	0	.333	0-0
Wins	13-5	.300	20	5	6	2	0	0	3	.400	3	2	.481	1-2
Losses	5-2	.375	8	1	3	1	0	0	2	.500	0	1	.444	0-0
Feb.	4-3	.364	11	3	4	2	0	0	2	.545	1	0	.462	0-0
March	14-4	.294	17	3	5	1	0	0	3	.353	2	3	.478	1-2