# @MIZZOUHOOPS

2016-17 UNIVERSITY OF MISSOURI
MEN'S BASKETBALL GAME NOTES

**GAME 24**

- Columbia, Mo.
- 2:30 p.m. CT - Saturday, Feb. 11
- Mizzou Arena (15,061)
- SEC Network
- Tiger Radio Network
- mizzou.statbroadcast.com

## 2016-17 SCHEDULE

**OVERALL:** 6-17 **HOME:** 5-8 **AWAY:** 0-6 **NEUTRAL:** 1-3

| DATE | OPPONENT | TV | SCORE/TIME (CT) |
|---|---|---|---|
| **N 13 U** | **Alabama A&M** | **SECN** | **W, 99-44** |
| N 17 R | vs. #11 Xavier # | ESPNU | L, 82-83 |
| N 18 F | vs. Davidson # | ESPNU | L, 55-70 |
| N 20 U | vs. Tulane # | ESPN3 | W, 67-62 |
| **N 26 S** | **Northwestern State** | **SECN+** | **W, 84-60** |
| **N 28 M** | **North Carolina Central** | **SECN+** | **L, 52-62** |
| **D 3 S** | **Western Kentucky** | **SECN+** | **W, 59-56** |
| **D 6 T** | **Miami (Ohio)** | **SECN+** | **W, 81-55** |
| **D 10 S** | **#20 Arizona** | **ESPN2** | **L, 60-79** |
| **D 17 S** | **Eastern Illinois** | **SECN** | **L, 64-67** |
| D 21 W | vs. Illinois % | ESPNU | L, 66-75 |
| **D 29 R** | **Lipscomb** | **SECN+** | **L, 76-81** |
| **J 4 W** | **LSU *** | **SECN** | **L, 77-88** |
| J 7 S | at Georgia * | SECN | L, 66-71 |
| **J 10 T** | **Auburn *** | **SECN** | **L, 72-77** |
| J 14 S | at Arkansas * | SECN | L, 73-92 |
| J 18 W | at Alabama * | ESPNU | L, 56-68 |
| **J 21 S** | **Ole Miss *** | **SECN** | **L, 71-75** |
| J 25 W | at Mississippi State * | SECN | L, 74-89 |
| **J 28 S** | **#23 South Carolina *** | **SECN** | **L, 53-63** |
| F 2 R | at #24 Florida * | ESPN2 | L, 54-93 |
| **F 4 S** | **Arkansas *** | **SECN** | **W, 83-78** |
| F 8 W | at Texas A&M * | SECN | L, 73-76 |
| **F 11 S** | **Vanderbilt *** | **SECN** | **2:30 PM** |
| **F 15 W** | **Alabama *** | **SECN** | **7:30 PM** |
| F 18 S | at Tennessee * | SECN | NOON |
| **F 21 T** | **Kentucky *** | **SECN** | **8:00 PM** |
| F 25 S | at Ole Miss * | SECN | 2:30 PM |
| **F 28 T** | **Texas A&M *** | **SECN** | **6:00 PM** |
| M 4 S | at Auburn * | SECN | 2:30 PM |

**Bold** denotes home // * denotes SEC game
# - Tire Pros Invitational (ESPN Wide World of Sports Complex)
% - 36th Annual Bud Light Braggin' Rights Game (St. Louis, Mo.)
SECN - SEC Network & SECN+ broadcasts are additionally available through WatchESPN apps

## MIZZOU BASKETBALL

**6-17, 1-10**

**Head Coach:** Kim Anderson (3rd season)
**Alma Mater:** Missouri, '79, '81
**Overall Record:** 299-156 **MIZ Record:** 25-61

VS

## VANDERBILT COMMODORES

**12-12, 5-6**

**Head Coach:** Bryce Drew (1st season)
**Alma Mater:** Valparaiso, '98
**Overall Record:** 136-61 **VU Record:** 12-12

## @MIZZOUHOOPS BEGINS TWO-GAME SEC HOMESTAND WITH VANDERBILT

- Mizzou Men's Basketball (6-17, 1-10) returns to its home court for back-to-back Southeastern Conference games, beginning with Vanderbilt (12-12, 5-6) on Saturday, Feb. 11. Tipoff is scheduled for 2:30 p.m. CT on the SEC Network and Tiger Radio Network.
- Youth is a big theme for the Tigers - the entire 2016-17 Mizzou roster is made up of first- or second-year players. Not a single member of the Mizzou program has been with the Black & Gold for three seasons. According to *KenPom.com*, the Tigers rank 331st out of 351 NCAA Division I teams in terms of experience.
- Junior forward **Jordan Barnett** has led Mizzou in scoring six times since becoming eligible after his transfer (14 games played).
- Sophomore guard **K.J. Walton** has scored in double-figures in four-straight games for the first time in his career, averaging 12.5 points per game over that stretch.
- Sophomore guard **Terrence Phillips** ranks first in the SEC in assists/game during league play (5.5). He posted a career-high 10 vs. Ole Miss (Jan. 21). He recorded his 200th career assist against South Carolina (Jan. 28).
- The second-ever #RallyForRhyan Game was a success on and off the court, with more than $54,000 raised for pediatric cancer research.

## MATCHING UP

| | MIZZOU OVERALL -- SEC | VANDERBILT OVERALL -- SEC |
|---|---|---|
| PTS / GAME | 69.4 -- 68.4 | 72.7 -- 73.5 |
| PTS ALLOWED / GAME | 72.3 -- 79.1 | 70.4 -- 71.8 |
| FG % | .398 -- .399 | .443 -- .461 |
| FG DEFENSE % | .424 -- .469 | .436 -- .434 |
| 3-PT FG % | .287 -- .302 | .391 -- .387 |
| 3-PT FG DEFENSE % | .338 -- .388 | .354 -- .361 |
| REB / GAME | 37.9 -- 35.2 | 34.8 -- 33.5 |
| REB ALLOWED / GAME | 39.7 -- 40.5 | 33.1 -- 34.3 |
| LEADING SCORER | BARNETT (12.4) | FISHER-DAVIS (15.6) |
| LEADING REBOUNDER | PURYEAR (6.3) | ROBERSON (7.5) |

## SERIES

| | |
|---|---|
| **ALL-TIME** | 6-3 Vanderbilt |
| **IN COLUMBIA** | 3-0 Mizzou |
| **IN NASHVILLE** | 5-0 Vanderbilt |
| **NEUTRAL SITE** | 1-0 Vanderbilt |
| **LAST MEETING** | L, 71-86 Nashville, Tenn. (Feb. 10, 2016) |
| **ANDERSON VS. VANDERBILT** | 0-2 |
| **DREW VS. MIZZOU** | 0-1 |

## ON THE AIR

**SEC NETWORK // WATCHESPN.COM**
**PBP:** Dave Neal **COLOR:** Jon Sundvold
**PRODUCER:** Trevor Towle

**TIGER RADIO NETWORK**
**PBP:** Mike Kelly **COLOR:** Gary Link
**ENGINEER:** Matt Winegardner

**TWITTER / INSTAGRAM:** @MizzouHoops
**SNAPCHAT:** zouhoops

## PROJECTED MIZZOU LINEUP

**#1 G** terrence **PHILLIPS**

**@FloorGeneral03**
SO // 5-11 // 180 // ORANGE COUNTY, CALIF.

| | PPG | RPG | APG | SPG |
|---|---|---|---|---|
| OVRL | 9.7 | 4.1 | 4.9 | 1.4 |
| SEC | 11.5 | 3.9 | 5.5 | 1.7 |

- #1 in SEC games with 5.5 assists/game
- Dbl-dbl (10 p, 10 a) vs. Ole Miss (Jan. 21)
- 88-4 record as PG at Oak Hill Acad.

**#11 G** k.j. **WALTON**

**@Kj_Walton1**
SO // 6-3 // 200 // INDIANAPOLIS, IND.

| | PPG | RPG | APG | SPG |
|---|---|---|---|---|
| OVRL | 7.5 | 3.3 | 1.0 | 1.2 |
| SEC | 8.3 | 4.0 | 1.2 | 1.1 |

- Four-straight games of 10+ pts.
- Career-high 20 pts. vs. Tulane (Nov. 20)
- Seven starts last season, 5.3 PPG



**#33 G** cullen **VANLEER**

**@cullenvanleer33**
SO // 6-4 // 208 // PACIFIC, MO.

| | PPG | RPG | APG | 3PT% |
|---|---|---|---|---|
| OVRL | 5.5 | 1.8 | 1.4 | .327 |
| SEC | 4.4 | 1.2 | 0.6 | .389 |

- 8-straight games with 1+ three-pointers
- 9 games in 16-17 with 2+ three-pointers
- Avg. 23.5 pts., 7.3 reb. as a HS senior

**#24 F** kevin **PURYEAR**

**@CallMe_KP24**
SO // 6-7 // 243 // BLUE SPRINGS, MO.

| | PPG | RPG | APG | FG% |
|---|---|---|---|---|
| OVRL | 11.5 | 6.3 | 0.9 | .436 |
| SEC | 10.4 | 6.1 | 0.8 | .429 |

- Career-high 26 pts. vs. Ole Miss (Jan. 21)
- SEC All-Freshman Team selection
- Most PPG by a Mizzou frosh since 93-94

**#25 F** russell **WOODS**

**@BigRuss25_**
SR // 6-8 // 236 // CHICAGO, ILL.

| | PPG | RPG | APG | FG% |
|---|---|---|---|---|
| OVRL | 7.8 | 5.0 | 0.5 | .530 |
| SEC | 8.0 | 4.5 | 0.5 | .500 |

- Career-high 18 pts. vs. S. Carolina (Jan. 28)
- First career dbl-dbl vs. Miami (Ohio)
- Won Illinois state title as HS senior

## PROJECTED VANDERBILT LINEUP

**G 2** JOE TOYE (SO, 6-7, 208)
5.7 PPG // 2.9 RPG // 1.2 APG

**F 3** LUKE KORNET (SR, 7-1, 250)
13.6 PPG // 5.8 RPG // 1.4 APG

**F 11** JEFF ROBERSON (JR, 6-6, 224)
11.2 PPG // 7.5 RPG // 2.0 APG

**G 13** RILEY LACHANCE (JR, 6-2, 192)
10.0 PPG // 3.5 RPG // 4.2 APG

**G 24** NOLAN CRESSLER (SR, 6-4, 210)
7.6 PPG // 3.9 RPG // 1.6 APG

**NCAA APPEARANCES: '44, '76, '78, '80, '81, '82, '83, '86, '87, '88, '89, '90, '92, '93, '95, '99, '00, '01, '02, '03, '09, '10, '11, '12, '13**

## QUICK FACTS

Location _____ Columbia, Mo.
Founded _____ 1839
Enrollment _____ 32,777
Nickname _____ Tigers
Colors _____ Old Gold and Black
Arena (Capacity) _____ Mizzou Arena (15,061)
Conference _____ Southeastern
2015-16 Record _____ 10-21
SEC Record (Finish) _____ 3-15 (14th)
Starters Returning / Lost _____ 5/5
Lettermen Returning / Lost _____ 5/6

### THE MIZZOU TIGERS

Head Coach _____ Kim Anderson (3rd season)
_____ University of Missouri, 1979 & 1981
Missouri Record _____ 25-60 (3rd season)
Overall Record _____ 299-155 / .659 (15 seasons)
Assistant Coaches _____ Emanuel Dildy (1st season)
_____ Rob Fulford (3rd season)
_____ Steve Shields (2nd season)
Basketball Operations _____ Paul Rorvig (3rd season)
Athletic Performance _____ Nick Michael (1st Season)
Special Asst. to Head Coach _____ Brad Loos (3rd Season)
Athletic Trainer _____ Pat Beckmann
Operations Assistant _____ John Poettgen
Video Coordinator _____ Jon Gilliam
Graduate Assistants _____ Carl Richburg
_____ Connor Wheeler

### MIZZOU ADMINISTRATION

System President-Designate _____ Mun Y. Choi
Phone _____ 573-882-2011
Interim Chancellor _____ Hank Foley
Phone _____ 573-882-3387
Athletic Director _____ Jim Sterk
Department Phone _____ 573-882-6501
Ticket Office Phone _____ 573-884-7297
_____ 800-228-7297

### STRATEGIC COMMUNICATIONS

Senior Assoc. Athletics Director: _____ Nick Joos
Office Phone: _____ 573-884-7456
E-Mail: _____ joosn@missouri.edu
Associate Athletics Director: _____ Chad Moller
Office Phone: _____ 573-882-0712
E-Mail: _____ mollerc@missouri.edu
**Men's Basketball Contact: _____ Patrick Crawford**
**Office Phone: _____ 573-882-2531**
**E-Mail: _____ crawfordpa@missouri.edu**
Secondary Contact: _____ Andrew Melroe
E-Mail: _____ melroea@missouri.edu
Associate Director: _____ Kate Lakin
Assistant Director: _____ Shawn Davis
Assistant Director: _____ R.J. Layton
Assistant Director: _____ Andy Oldenburg
Web Coordinator: _____ Kevin Fletcher
Digital Media: _____ Ali Fisher
Twitter/Instagram/Facebook _____ @MizzouHoops
SnapChat _____ zouhoops
Website: _____ mutigers.com

### Pro-nun-SEE-A-shun GUIDE

Jordan Geist _____ GUY-st
Jakoby Kemp _____ juh-CO-bee
Reed Nikko _____ NICK-oh
Kevin Puryear _____ PER-Year

Image Technologies

## HEAD COACH KIM ANDERSON

### KIM ANDERSON
HEAD COACH

***@CoachAndersonMU***

*Third Season at Mizzou*

*299-155 (15th season)*

**Kim Anderson**, the 18th men's basketball head coach in Mizzou history, is in his third season leading the Tigers, with an exciting mix of returning players and incoming talent on the 2016-17 roster. The former Big Eight Player of the Year (1977) and assistant coach for Mizzou legend Norm Stewart (1982-85, 1991-99) has five Tigers returning with starting experience. That group includes sophomores **Terrence Phillips** and **Kevin Puryear**, who started all 31 games for Mizzou as freshmen in 2015-16.

Anderson has worked to transition the Tigers' roster to a point of stability in his first two seasons at the helm, with an emphasis on building leadership and establishing a strong work ethic. The effort was noticeable in Mizzou's foreign tour to Italy (Aug. 5-15, 2016), with the bonded group of Tigers posting a 3-1 record while scoring 83.2 points per game. Four Tigers averaged double-figures in scoring, led by sophomore guard **Cullen VanLeer**'s 13.8 points per game.

Academic achievement has been a point of emphasis for Anderson's Tigers, with Mizzou's latest summer (2016) in the classroom netting nine Tigers with session GPAs of 3.0 or higher. Last summer (2015), Mizzou compiled a team GPA of 3.08 for the first group mark above 3.0 in more than five years.

Prior to taking over the reins at Central Missouri, Anderson worked for three years at the Big 12 Conference, eventually serving as an assistant commissioner for the conference. He was the league liaison for men's basketball and oversaw the officiating programs and the postseason tournament. Anderson and his wife of 38 years, Melissa, have two sons, Ryan, an Assistant Sports Information Director at North Dakota State, and Brett, a 2014 Mizzou graduate and former men's basketball graduate assistant for the Tigers.

### HEAD COACH KIM ANDERSON YEAR-BY-YEAR

**MIZZOU HEAD COACH (3 Seasons, 25-61)**

| YEAR | RECORD | CONF. | POSTSEASON |
|---|---|---|---|
| 2016-17 | 6-17 | 1-10 | |
| 2015-16 | 10-21 | 3-15 (14th) | N/A |
| 2014-15 | 9-23 | 3-15 (14th) | SEC Tournament |
| **3 YEARS** | **25-61** | **7-40** | |

**CENTRAL MISSOURI HEAD COACH (12 Seasons, 274-95)**

| YEAR | RECORD | CONF. | POSTSEASON |
|---|---|---|---|
| 2013-14 | 30-5 | 16-3 (1st) | NCAA National Champions |
| 2012-13 | 22-8 | 13-5 (T-1st) | NCAA Tournament |
| 2011-12 | 19-8 | 15-5 (T-1st) | MIAA Tournament |
| 2010-11 | 18-11 | 13-9 (5th) | MIAA Tournament |
| 2009-10 | 27-4 | 18-2 (1st) | NCAA Sweet Sixteen |
| 2008-09 | 30-5 | 16-4 (2nd) | NCAA Final Four |
| 2007-08 | 18-10 | 11-7 (3rd) | MIAA Tournament |
| 2006-07 | 31-4 | 15-3 (1st) | NCAA Final Four |
| 2005-06 | 24-8 | 11-5 (2nd) | NCAA Tournament |
| 2004-05 | 24-7 | 14-4 (1st) | NCAA Tournament |
| 2003-04 | 18-10 | 10-8 (4th) | MIAA Tournament |
| 2002-03 | 13-15 | 7-11 (7th) | MIAA Tournament |
| **12 YEARS** | **274-95 (.743)** | **159-66 (.707)** | **7 NCAA TOURNAMENTS** |

### 2016-17 ROSTER

| # | Name | Ht. | Wt. | Pos. | Yr. | Exp. |
|---|---|---|---|---|---|---|
| 1 | **Terrence Phillips** | 5-11 | 180 | G | So. | 1L |
| | Orange County, Calif. / Oak Hill Academy (Va.) | | | | | |
| | **Note**: Started all 31 games for Mizzou last season | | | | | |
| 3 | **Frankie Hughes** | 6-4 | 192 | G | Fr. | HS |
| | Cleveland, Ohio / Garfield Heights HS | | | | | |
| | **Note**: 19.0 pts., 5.0 reb. per game as a senior | | | | | |
| 4 | **Jakoby Kemp** | 6-9 | 215 | F | Fr. | HS |
| | Layton, Utah / Layton HS | | | | | |
| | **Note**: 12.6 pts., 6.6 reb. per game as a senior | | | | | |
| 5 | **Mitchell Smith** | 6-10 | 210 | F | Fr. | HS |
| | Van Buren, Ark. / Van Buren HS | | | | | |
| | **Note**: Injured left knee, sidelined for remainder of 16-17 | | | | | |
| 10 | **Brett Rau** | 6-4 | 170 | G | Jr. | TR |
| | Burlington, Ill. / Burlington Central HS / Elgin C.C. | | | | | |
| | **Note**: Recruited walk-on, NJCAA All-American for Elgin C.C. | | | | | |
| 11 | **K.J. Walton** | 6-3 | 200 | G | So. | 1L |
| | Indianapolis, Ind. / Brownsburg HS | | | | | |
| | **Note**: Started 7 games in 15-16, 5.3 pts., 1.9 reb. per game | | | | | |
| 13 | **Trevor Glassman** | 6-3 | 200 | G | R-Jr. | RS |
| | Bedford, N.H. / New Hampton School / Manhattan | | | | | |
| | **Note**: Recruited walk-on, sat out 15-16 season after transfer | | | | | |
| 14 | **Reed Nikko** | 6-10 | 250 | F | Fr. | HS |
| | Maple Grove, Minn. / Maple Grove HS | | | | | |
| | **Note**: 10.7 pts., 6.8 reb. 3.1 blocks per game as a senior | | | | | |
| 15 | **Jordan Geist** | 6-2 | 180 | G | So. | TR |
| | Fort Wayne, Ind. / Homestead HS / Ranger College (Texas) | | | | | |
| | **Note**: 15.1 pts., 3.5 reb., 2.8 assists per game at Ranger in 15-16 | | | | | |
| 21 | **Jordan Barnett** | 6-7 | 215 | F | Jr. | TR |
| | St. Louis, Mo. / Christian Brothers College HS / Texas | | | | | |
| | **Note**: Midseason transfer, eligible vs. Eastern Illinois | | | | | |
| 24 | **Kevin Puryear** | 6-7 | 243 | F | So. | 1L |
| | Blue Springs, Mo. / South HS | | | | | |
| | **Note**: SEC All-Freshman Team in 15-16, 11.5 pts. per game | | | | | |
| 25 | **Russell Woods** | 6-8 | 236 | F | Sr. | 1L |
| | Chicago, Ill. / Simeon HS / John A. Logan College (Ill.) | | | | | |
| | **Note**: 6 starts in 29 app., 2.8 pts., 2.7 reb. per game | | | | | |
| 32 | **Adam Wolf** | 6-7 | 219 | F | So. | SQ |
| | Beaver Dam, Wis. / Beaver Dam H.S. | | | | | |
| | **Note**: Recruited walk-on, appeared in 7 games in 15-16 | | | | | |
| 33 | **Cullen VanLeer** | 6-4 | 208 | G | So. | 1L |
| | Pacific, Mo. / Pacific H.S. | | | | | |
| | **Note**: Appeared in all 31 games, 3 starts during SEC play | | | | | |

**NCAA APPEARANCES: '44, '76, '78, '80, '81, '82, '83, '86, '87, '88, '89, '90, '92, '93, '95, '99, '00, '01, '02, '03, '09, '10, '11, '12, '13**

### OPPONENT - VANDERBILT

- Vanderbilt enters Mizzou Arena with a .500 record at 12-12 overall and a 5-6 mark in Southeastern Conference play. The Commodores shook off a four-game losing streak by winning four of their last six games.
- Led by first-year head coach **Bryce Drew,** Vanderbilt went 7-6 in nonconference play, including an 84-78 win over Iowa State in the Big 12-SEC Challenge on Jan. 28.
- Junior guard **Matthew Fisher-Davis** leads the Commodores in scoring, averaging 15.6 points per game while shooting 39.2 percent (62-of-158) from the three-point line. Senior forward **Luke Kornet** is second on the team in scoring, averaging 13.6 points per game, while junior forward **Jeff Roberson** is averaging 11.2 points per game and junior guard **Riley LaChance** is averaging 10.0 points per game.
- Roberson leads the team in rebounds with 7.5 boards per game, while Kornet is second on the team with 5.8 rebounds per game. Roberson has snagged 46 offensive rebounds this season, while Kornet has grabbed 44.
- Vanderbilt is averaging 72.7 points and 34.8 rebounds per game through 24 games, allowing 70.4 points and 33.1 rebounds per game to its opponents. Foes of the Commodores have shot 43.6 percent from the field and 35.4 percent from the three-point line.

### BARNETT SCORES CAREER-HIGH 23 AT TEXAS A&M

- In just his 14th game as a Tiger, junior forward **Jordan Barnett** (St. Louis, Mo.) led Mizzou in scoring for the sixth time, recording a career-high 23 points at Texas A&M (Feb. 8). The effort was the second 20-point game of his career, as Barnett scored 20 vs. Auburn (Jan. 10).
- Barnett's 9-of-13 field goal shooting performance was significant in that his nine buckets were a career-best. His 69.2-percent success rate was a career-high in games where he put up at least 10 field goal attempts.
- Barnett's nine field goals also tied for the second-most by a Tiger this season. Sophomore forward **Kevin Puryear** (Blue Springs, Mo.) sank 11 vs. Ole Miss (Jan. 21) and freshman guard **Frankie Hughes (**Cleveland, Ohio) made nine against Alabama A&M (Nov. 13).

### POSITIVE FLOW NEARLY GETS TIGERS THERE ON ROAD AGAINST AGGIES

- Mizzou kept turnovers to a minimum on the road at Texas A&M (Feb. 8), with just nine recorded in the narrow 76-73 setback. The total was a conference season-low for the Tigers and the fewest recorded against the Black & Gold since incurring eight vs. Illinois (Dec. 21).
- The Tigers dished 20 assists as a team against the Aggies, a season-best in dimes. Previously, Mizzou recorded 19 assists vs. Northwestern State (Nov. 26).
- Mizzou's 20 assists were its most since the 2012-13 season when the Tigers recorded 21 in a 78-36 win at Mississippi State (Feb. 13, 2013).
- Helping the Tigers to the 20-assist mark was sophomore guard **Terrence Phillips** (Orange County, Calif.), who had seven. The outing was Phillips' 13th game this season and 21st in his career with at least five dimes.

### WALTON STOCK ON THE RISE AGAIN

- Sophomore guard **K.J. Walton** (Indianapolis, Ind.) has enjoyed one of the most impressive stretches of his career, as of late. After reaching three-straight games of 10 points or more for the first time in his career, Walton extended that run to four games with his 12-point performance at Texas A&M (Feb. 8).
- Prior to his game against the Aggies, Walton compiled 16 points in the win vs. Arkansas (Feb. 4). In the two games prior, he scored 12 and 10 points vs. South Carolina and at Florida, respectively.
- Against Arkansas, Walton matched his career-best in field goal makes, shooting 6-of-9 from the floor.
- Walton also turned in a strong outing on the glass at Texas A&M (Feb. 8), as his eight rebounds were the second-best total of his career. The Tiger hauled in a career-high 13 boards vs. Auburn (Jan. 10) earlier this season.

### PHILLIPS IN A GIVING MOOD

- Sophomore guard **Terrence Phillips** (Orange County, Calif.) has surpassed his entire 2015-16 season total for assists (107 in 31 games) in just 23 games played this season.
- Through 23 games, Phillips has dished 110 assists for an average of 4.8 per game. In conference games only, Phillips' 5.5 assists per game ranks No. 1 in the SEC.
- Phillips reached a personal milestone vs. South Carolina (Jan. 28), recording his 200th assist as a Tiger.
- Phillips averaged 3.5 assists per game as a freshman in 2015-16 (107 in 31 games), a mark that ranked tied for second-best all-time among Mizzou's freshman class with Travis Ford (1989-90) and Melvin Booker (1990-91).

### PHILLIPS STANDING TALL

- Sophomore guard **Terrence Phillips** (Orange County, Calif.) has a season average of 4.1 rebounds per game, a mark that ranks fourth-best on Mizzou's squad.
- What is most significant about Phillips' boards-per-game average is his stature. The Mizzou point guard is the only guard in the Southeastern Conference averaging more than 4.0 rebounds per game that measures below 6-0 in height.

### TIGERS RALLY, DEFEAT ARKANSAS

- Mizzou got its first Southeastern Conference win in impressive fashion, defeating Arkansas by a score of 83-78. The Razorbacks entered the game with a 17-5 overall record and 6-3 mark in conference play.
- The Tigers found their shooting touch, hitting a conference schedule-best 50.9 percent of their shots in the win (27-of-53). Head coach **Kim Anderson**'s group converted at a clip of 61.5 percent in the first half - a mark that matches Mizzou's best shooting half in SEC play. The Tigers also made 61.5 percent of their field goal attempts in the first half at Mississippi State (Jan. 25).
- Four Tigers scored in double figures for the seventh time this season, led by junior forward **Jordan Barnett** (St. Louis, Mo.), who scored 17 points to lead Mizzou in scoring for the fifth time this season.

### SECOND ANNUAL #RALLYFORRHYAN RAISES $54,000

- Mizzou's second #RallyForRhyan Game was a rousing success on and off the court at Mizzou Arena. Not only did the Tigers defeat Arkansas, 83-78, on Saturday,



**MOST RECENT 25+ SCORING PERFORMANCES**

| Pts. | Name | Opp. (Date) | FG / 3PT / FT |
|---|---|---|---|
| **26** | **K. Puryear** | **Ole Miss (1-21-17)** | **11-14 / 4-4 / 0-0** |
| 26 | W. Clark | at South Carolina (11-16-16) | 10-16 / 4-6 / 2-3 |
| 28 | N. Wright | Florida (2-24-15) | 10-13 / 6-8 / 2-3 |
| 27 | J. Williams | Miss. State (2-4-15) | 9-15 / 3-5 / 6-8 |
| 30 | J. Brown | vs. Davidson (3-18-14) | 9-16 / 1-3 / 11-15 |
| 26 | J. Brown | vs. Texas A&M (3-13-14) | 5-12 / 2-4 / 14-18 |
| 25 | E. Ross | at Alabama (2-22-14) | 8-12 / 4-7 / 5-6 |
| 27 | J. Clarkson | Arkansas (2-13-14) | 8-15 / 0-1 / 11-13 |
| 25 | J. Brown | Arkansas (2-13-14) | 5-15 / 1-6 / 14-15 |

**ALL-TIME "5-5-5-5" GAMES BY MIZZOU PLAYERS**

| Season | Name | Opp. | P-R-A-S |
|---|---|---|---|
| **2016-17** | **T. Phillips** | **Miami (Ohio)** | **7-8-6-5** |
| 2011-12 | P. Pressey | at Baylor | 18-5-7-6 |
| 2010-11 | P. Pressey | vs. Cincinnati | 7-5-5-5 |
| 2018-09 | J. Tiller | vs. Xavier | 13-5-5-6 |
| 2006-07 | S. Hannah | Mississippi State | 27-5-5-5 |
| 2013-04 | J. Conley | UNLV | 17-8-7-5 |
| 1990-91 | A. Peeler | Prairie View | 32-7-9-5 |
| 1989-90 | A. Peeler | Nebraska | 29-7-6-5 |
| 1989-90 | A. Peeler | Tenn.-Martin | 15-6-8-5 |
| 1986-87 | M. Sandbothe | Oklahoma State | 12-7-6-7 |
| 1985-86 | M. Sandbothe | Colorado | 8-6-6-6 |
| 1979-80 | L. Drew | San Jose State | 9-5-5-5 |

**FRESHMAN CLASS SEASON DEBUTS**

| Name | Season | Points, Opponent |
|---|---|---|
| **1. Frankie Hughes** | **2016-17** | **23, vs. Alabama A&M** |
| 2. Steve Stipanovich | 1979-80 | 23, vs. SW Texas State |
| 3. Jevon Crudup | 1990-91 | 22, vs. Rutgers |
| 4. Montaque Gill-Caesar | 2014-15 | 21, vs. UMKC |
| **5. Kevin Puryear** | **2015-16** | **20, vs. Wofford** |
| 6. Derrick Chievous | 1984-85 | 19, vs. N. Dakota St. |
| 7. Kelly Thames | 1993-94 | 19, vs. Central Missouri |
| 8. Marcus Denmon | 2008-09 | 15, vs. Prairie View A&M |
| 9. Lex Drum | 1978-79 | 14, vs. Butler |
| 10. Arthur Johnson | 2000-01 | 13, vs. Savannah State |

**FRESHMAN CLASS ALL-TIME SCORING LEADERS**

| Name | Season | Points |
|---|---|---|
| 1. Steve Stipanovich | 1979-80 | 445 |
| 2. Derrick Chievous | 1984-85 | 418 |
| 3. Nathan Buntin | 1986-87 | 402 |
| 4. Kelly Thames | 1993-94 | 391 |
| 5. Anthony Peeler | 1988-89 | 362 |
| **6. Kevin Puryear** | **2015-16** | **355** |
| 7. Doug Smith | 1987-88 | 338 |
| 8. Kareem Rush | 1999-00 | 323 |
| 9. Arthur Johnson | 2000-01 | 297 |
| 10. Keon Lawrence | 2006-07 | 291 |

**FRESHMAN CLASS ALL-TIME SCORING AVERAGE**

| Name | Season | Points |
|---|---|---|
| 1. Kareem Rush | 1999-00 | 14.7 |
| 2. Steve Stipanovich | 1979-80 | 14.4 |
| 3. Derrick Chievous | 1984-85 | 13.1 |
| 4. Kelly Thames | 1993-94 | 12.2 |
| 5. Jevon Crudup | 1990-91 | 12.0 |
| 6. Nathan Buntin | 1986-87 | 11.8 |
| **7. Kevin Puryear** | **2015-16** | **11.5** |
| 8. Doug Smith | 1987-88 | 11.3 |
| 9. Linas Kleiza | 2003-04 | 11.1 |
| 10. Anthony Peeler | 1988-89 | 10.1 |

**FRESHMAN CLASS ALL-TIME 3-POINTERS ATTEMPTED**

| Name | Season | Attempts |
|---|---|---|
| 1. Jimmy McKinney | 2002-03 | 124 |
| **2. Frankie Hughes** | **2016-17** | **118** |
| 3. Marcus Denmon | 2008-09 | 112 |
| 4. Cullen VanLeer | 2015-16 | 110 |
| Kim English | 2008-09 | 110 |
| 6. Kareem Rush | 1999-00 | 108 |
| 7. Namon Wright | 2014-15 | 103 |
| 8. Thomas Gardner | 2003-04 | 99 |
| 9. Keon Lawrence | 2006-07 | 98 |
| 10. Jason Horton | 2004-05 | 92 |

Feb. 4, but donations poured in to help fund pediatric cancer research.

- The gathered total of ticket proceeds, free will donations and t-shirt revenue brought the second #RallyForRhyan event's mark up to more than $54,000.
- With two #RallyForRhyan events staged by Mizzou Athletics, more than $100,000 has been raised for pediatric cancer research. The first #RallyForRhyan Game, played last season vs. Tennessee (Feb. 13, 2016) raised approximately $50,000, and also ended in a 75-64 win for the Tigers.

### WHAT A TURNAROUND

- Mizzou fell by a margin of 19 points on the road at Arkansas (Jan. 14) earlier this season, but bounced back to secure the win at home, 83-78, on Feb. 4.
- The last time Mizzou defeated a team it had lost to by 19 points in the same season was 2012-13, when on Jan. 19, 2013, the Tigers fell 83-52 at No. 10 Florida. One month later on Feb. 19, 2013, Mizzou beat No. 5 Florida, 63-60 at home in Mizzou Arena.

### COUNT ON #CVL

- Sophomore guard **Cullen VanLeer** (Pacific, Mo.) is a deep range threat, but has continued searching for consistency in his second season as a Tiger. After not landing a three-pointer in Mizzou's first three SEC games, VanLeer has now made at least one shot from deep range in eight consecutive games. That stretch included four games with multiple three-pointers.
- Known as a gym rat and a son of a coach, VanLeer's father, John VanLeer, coached him at Pacific High School. VanLeer trudged through a rough start to SEC play, scoring zero points and shooting 0-for-3 vs. LSU (Jan. 4), at Georgia (Jan. 7) and vs. Auburn (Jan. 10), combined.
- Minutes have increased for VanLeer since Mizzou's game at Arkansas (Jan. 14) and the shooter's 28 minutes off the bench at Mississippi State (Jan. 25) were his most since his most recent start (35, vs. Illinois, Dec. 21).
- VanLeer has made at least three three-pointers on five different occasions this season, up from two such occurrences as a freshman during 2015-16.
- VanLeer has sank multiple three-pointers nine times through 23 games, an improvement from the seven times he accomplished the feat (31 games) last season.

### PHILLIPS FROM DEEP

- Sophomore guard **Terrence Phillips** (Orange County, Calif.) led the team in scoring for the fourth time this season at No. 24 Florida, scoring 14 points (5-of-10 FG, 4-of-5 3PT, 0-of-3 FT). His 14-point output was the 10th time this season and 21th time in his career he has scored in double figures.
- Phillips drained four shots from the three-point line, the eighth time this season and 15th time in his career he has made multiple threes.

### RUSS GOES BIG

- Senior forward **Russell Woods** (Chicago, Ill.) led Mizzou in scoring for the first time in his career in the Tigers' game vs. No. 23 South Carolina (Jan. 28), scoring a career-high 18 points (7-of-9 FG, 4-of-7 FT).
- The 18-point output was the seventh time in 2016-17 Woods has scored in double figures.
- Over the Alabama, Ole Miss, Mississippi State and South Carolina games, Woods averaged 11.0 points and 6.0 rebounds per game; the most successful four-game stretch of scoring in his career.
- Almost as impressively, Woods played a career-high 37 minutes against the Gamecocks, topping the equally impressive 34 minutes he played vs. Ole Miss (Jan. 21). Woods, often prone to falling into foul trouble, also played 30 minutes vs. Auburn (Jan. 10).

### JORDANS GO FOR 18 EACH

- Junior forward **Jordan Barnett** (St. Louis, Mo.) and sophomore guard **Jordan Geist** (Fort Wayne, Ind.) led Mizzou in scoring at Mississippi State (Jan. 25), with both first-year Tigers dropping 18 points on the Bulldogs.
- Barnett had two previous outings of at least 18 points, scoring 18 vs. LSU (Jan. 4) for a then-career high before setting a new personal record with 20 points vs. Auburn (Jan. 10).
- Geist's 18 points matched his season-best for the Tigers, which he previously scored in his first start of the season for Mizzou vs. Lipscomb (Dec. 29).
- "The Jordans" combined for 36 points at Mississippi State, a new season-high for the duo. Previously, Barnett and Geist's best dual effort was 33 points vs. Lipscomb. Along with Geist's 18, Barnett added 15 points.

### UNHITCH THE PLOW AND GO

- Mizzou shot the lights out of Humphrey Coliseum in the opening half of its game at Mississippi State (Jan. 25), hitting on 61.5 percent (16-of-26) of its field goal attempts. For a team that entered the game shooting 38.6 percent from the field in Southeastern Conference action, the first half was a welcome sight.
- In fact, the Tigers' opening half in Starkville was its most prolific half of shooting since converting 67.9 percent (19-of-28) of its field goal attempts in the second half of Mizzou's season-opener vs. Alabama A&M (Nov. 13).
- In conference action, Mizzou had not shot better than 61.5 percent from the field in a half on the road since the 2012-13 season. Mizzou made a blistering 72.7 percent of its buckets (16-of-22) in the second half at South Carolina on Feb. 28, 2013.

### CAREER DAY FOR PURYEAR

- Sophomore forward **Kevin Puryear** (Blue Springs, Mo.) scored a career-high 26 points in the Ole Miss game (Jan. 21), the second time this season and fifth time in his career he has reached 20 points.
- Puryear set new career-highs in field goals made and three-pointers made, connecting on 11-of-14 from the field and 4-of-4 from beyond the three-point line.

### 25+ FOR PURYEAR, FIRST TIME IN MORE THAN ONE YEAR FOR MIZZOU

- Sophomore forward **Kevin Puryear** (Blue Springs, Mo.) stood out for Mizzou with his 26-point game vs. Ole Miss (Jan. 21), with the effort holding additional significance. It was Mizzou's first 25-point individual outing in more than one year. Former Mizzou guard Wes Clark scored 26 points at South Carolina last season (Jan. 16, 2016).
- Additionally, a Tiger had not sank 11 field goals in a game since current NBA star **Jordan Clarkson** did so far Mizzou vs. Kentucky during the 2013-14 season. Clarkson,

The beautiful home to Mizzou Basketball, Mizzou Arena opened in 2004, housing Norm Stewart Court along with locker rooms, practice and training facilities, coaches offices, team video room, medical training areas and a player lounge with attached kitchen.

Mizzou Arena received a multi-million dollar upgrade prior to the 2014-15 season, which saw a state-of-the-art video board installed above center court. Additionally, the Tigers' player lounge and locker room area received a tremendous upgrade.

Constructing Mizzou Arena was an impressive feat in itself - more than 104,000 clay bricks were used on the building, as well as more than 2,000 tons of steel. The facility, from arena floor to roof, stands 117-feet, nine-inches tall.

The seating capacity of Mizzou Arena is 15,061, with 26 suites separating lower and upper decks of Black & Gold fans.

Mizzou's rowdy student section encompasses the entire west bleacher section of Mizzou Arena, totaling approximately 3,000 seats.

The north entrance to Mizzou Arena features the Hall of Fame Lobby, which showcases the University of Missouri's many all-time great student-athletes and traditions.

The southern portion of Mizzou Arena houses many of the Tigers' administrative departments, ensuring that Mizzou's support staff are never far away from attending to the Black & Gold basketball program.

**Retired Numbers Hanging in Mizzou Arena**

Bill Stauffer - #43
Norm Stewart - #22
Willie Smith - #30
Steve Stipanovich - #40
Jon Sundvold - #20
Doug Smith - #34

**NCAA APPEARANCES: '44, '76, '78, '80, '81, '82, '83, '86, '87, '88, '89, '90, '92, '93, '95, '99, '00, '01, '02, '03, '09, '10, '11, '12, '13**

now with the Los Angeles Lakers, made 11-of-17 FG attempts against the Wildcats on Feb. 1, 2014.

### PHILLIPS LEADING OFF BENCH

- Mizzou sophomore guard **Terrence Phillips** (Orange County, Calif.) recorded his second career double-double vs. Ole Miss (Jan. 21), scoring 10 points and dishing 10 assists. The 10 dimes were a career-best for the Tiger, surpassing his previous high of eight, which he had accomplished twice.
- Phillips' double-double on points and assists was the first for Mizzou since the 2012-13 season when former standout **Phil Pressey** recorded 27 points and 10 assists vs. Kentucky (Feb. 23, 2013).
- Phillips scored 16 points in 33 minutes off the bench at Alabama (Jan. 18) for his third game this season leading the Tigers in scoring. The team-leading effort was the second instance in the six-game span Phillips has come off the bench.
- Since shifting to his bench role at the start of Southeastern Conference play, Phillips has played outstanding basketball, averaging 11.8 points, 3.7 rebounds, 5.3 assists and 1.8 steals per game.
- Phillips' 5.3-assists-per-game is No. 1 in the SEC during league play.

### OUTSIDE SHOOTING HEATS UP AGAINST OLE MISS

- Mizzou had not made more than nine three-point field goals in a game yet in the 2016-17 season, but the Tigers put that aside for their game vs. Ole Miss (Jan. 21). The Black & Gold sank 11-of-25 three-point attempts (44.0 percent), including 9-of-17 (52.9 percent) in the second half.
- Helping the Tigers along in the deep range department was sophomore forward **Kevin Puryear** (Blue Springs, Mo.) and sophomore guard **Cullen VanLeer** (Pacific, Mo.). Puryear made a career-best four three-pointers in four attempts. VanLeer sank multiple three-pointers (3-of-6) in a game for the sixth time this season.
- Mizzou had made nine three-pointers in a game twice in 2016-17 prior to the Ole Miss game, shooting 9-of-29 from deep vs. Miami-Ohio (Dec. 6) and 9-of-26 at Arkansas (Jan. 14).

### SUCCESSFUL SECOND HALF OF SHOOTING AT ARKANSAS

- Mizzou sank 52.2 percent (12-of-23) of its field goal attempts in the second half at Arkansas (Jan. 14), a welcome sight for head coach **Kim Anderson**'s group moving forward. The effort after the halftime break was the Tigers' best second half of shooting since the win vs. Northwestern State (Nov. 26), when Mizzou hit on 60.0 percent of its shots (18-of-30).
- Getting consistent efforts after halftime has been an ongoing focus for the Tigers during the 2016-17 season. Mizzou has made 50.0 percent or better of its second half field goal attempts just four times this season, with the Tigers' other three prior to the Arkansas game coming during nonconference action.
- Paving the way for the Tigers in the road trip against the Razorbacks was the strong shooting of junior forward **Jordan Barnett** (St. Louis, Mo.) and sophomore forward **Kevin Puryear** (Blue Springs, Mo.). Barnett went 4-of-5 from the field, while Puryear hit on 3-of-4 of his shots.

### SEASON-BEST ON THE BOARDS VS. AUBURN

- Mizzou pulled down 51 rebounds vs. Auburn (Jan. 10), setting a new season high in the process. Nearly half of the Tigers' boards were on the offensive glass, with the 25 offensive rebounds.
- Mizzou's 25 offensive boards are the most for the Tigers since recording 27 during the 2001-02 season vs. Grambling (Dec. 1, 2001). Mizzou also had 25 offensive rebounds during the 2006-07 season vs. Southern University (Dec. 30, 2006).
- After only posting one 50-rebound game under head coach **Kim Anderson**'s watch entering the 2016-17 season, the Tigers have two such games under their belts this campaign. Mizzou hauled in 50 boards against Miami (Ohio) on Dec. 6.
- Prior to Mizzou recording 56 rebounds against Arkansas-Pine Bluff last season (Dec. 29, 2015), the Tigers had not recorded 50 or more rebounds in a game since the 2012-13 season (50 vs. Ole Miss, Feb. 9, 2013).

### PHILLIPS' SCORING PUNCH IS BACK

- After seeing his scoring diminish down the stretch of nonconference play (6.0 PPG vs. Western Kentucky, Miami-Ohio, Arizona, Eastern Illinois), sophomore guard **Terrence Phillips** (Orange County, Calif.) has come back swinging in conference action.
- Phillips recorded the second 20-point game of his career with 20 points (7-of-17 FG, 5-of-12 3PT, 1-of-2 FT) at Georgia (Jan. 7).
- In conference action, Phillips' 2.1 three-pointers made per game ranks eighth in the SEC.

### JB GETS COMFORTABLE

- Junior forward **Jordan Barnett** (St. Louis, Mo.) would need time shaking the rust off, warned head coach **Kim Anderson** prior to the Texas transfer becoming eligible. The Tigers' leader was on the mark, as Barnett totaled just seven points and seven rebounds over his first two appearances vs. EIU (Dec. 17) and Illinois (Dec. 21).
- Barnett has effectively acclimated himself now. He has reset his career high in scoring three times in that span. Barnett poured in 18 points vs. LSU (Jan. 4), scoring 14 in the first half on 6-of-9 field goal shooting. He then broke his person record with 20 points (6-of-18 FG, 2-of-8 3PT, 6-of-6 FT) vs. Auburn (Jan. 10), also recording six rebounds.
- The former *St. Louis Post-Dispatch* All-Metro Player of the Year (2014) has asserted himself on the boards, as well. Barnett has led the Tigers in rebounding in four of the last six games.

### JORDANS GET STARTING NODS

- Junior forward **Jordan Barnett** (St. Louis, Mo.) and sophomore guard **Jordan Geist** (Fort Wayne, Ind.) got the first starting nods of their Mizzou careers vs. Lipscomb (Dec. 29) and did not disappoint. The duo had then-season-best games and combined for 33 of the Tigers' 76 points (43.4 percent).
- Geist scored a team-high 18 points (4-of-10 FG, 2-of-5 3PT, 8-of-10 FT). Barnett secured the third double-double of Mizzou's 2016-17 season with his 15-point, 13-rebound performance vs. Lipscomb.
- Barnett's 13 rebounds were the most by a Tiger this season, at the time, and the most since the 2013-14

Mizzou Men's Basketball has enjoyed a proud tradition of Tigers moving on to the Big League - the NBA. Two former Tigers are currently showing what they can do - Los Angeles' **Jordan Clarkson** and Toronto's **DeMarre Carroll**.

An unrestricted free agent prior to the 2016-17 season, Clarkson inked a four-year, $50 million deal to remain with the Lakers. Clarkson averaged 15.5 points per game in 2015-16. He earned NBA All-Rookie First Team recognition after his debut campaign in the league, recording per-game totals of 11.9 points, 3.5 assists and 3.2 rebounds per game.

Carroll, the Junkyard Dog, turned a standout two-year stint with the Atlanta Hawks into a lucrative free agent deal with the Toronto Raptors before the 2015-16 season. Carroll signed a four-year, $60 million deal with the Canadian club.

From 2013-16, Carroll averaged 11.7 points per game, as well as 5.3 rebounds per game.

**Recent Mizzou NBA Draft History**

| Year | Name | Team | Rd. | Pick |
|---|---|---|---|---|
| 2014 | Jordan Clarkson | Washington Wizards (To L.A. Lakers) | 2nd | 46th |
| 2013 | Alex Oriakhi | Phoenix Suns | 2nd | 57th |
| 2012 | Kim English | Detroit Pistons | 2nd | 44th |
| | Marcus Denmon | San Antonio Spurs | 2nd | 59th |
| 2009 | DeMarre Carroll | Memphis Grizzlies | 1st | 27th |
| 2005 | Linas Kleiza | Portland Trailblazers (To Denver Nuggets) | 1st | 27th |
| 2004 | Rickey Paulding | Detroit Pistons | 2nd | 54th |
| 2002 | Kareem Rush | Toronto Raptors (To L.A. Lakers) | 1st | 20th |
| 2000 | Keyon Dooling | Orlando Magic (To L.A. Clippers) | 1st | 10th |

season when Johnathan Williams III recorded 15 boards against Texas A&M on March 14, 2014.

### FEELS LIKE THE FIRST TIME

- Junior forward **Jordan Barnett** (St. Louis, Mo.) made his Mizzou debut vs. Eastern Illinois (Dec. 17), coming off the bench for 24 minutes, which matched his career high at the time. Barnett recorded five rebounds in the game to match his then-career-best in that category, also scoring three points. Barnett also dished two assists against EIU.
- A mid-season transfer from Texas, Barnett was required to sit out the 2016-17 season's first semester, per NCAA transfer rules.
- Barnett was a prolific scorer and play-maker for Christian Brothers College High School in St. Louis, averaging 20.8 points and 8.2 rebounds per game as a senior.

### 2016-17 SEC STANDINGS

| *(as of Feb. 9)* | CONF | OVERALL | HOME | ROAD | NEUTRAL | PF | PA | STRK |
|---|---|---|---|---|---|---|---|---|
| Florida | 9-2 | 19-5 | 6-1 | 6-2 | 7-2 | 1905 | 1569 | W5 |
| Kentucky | 9-2 | 19-5 | 12-2 | 3-3 | 4-0 | 2166 | 1784 | W1 |
| South Carolina | 9-2 | 19-5 | 13-2 | 5-2 | 1-1 | 1757 | 1504 | L-1 |
| Alabama | 7-4 | 14-9 | 8-3 | 4-4 | 2-2 | 1616 | 1519 | W1 |
| Arkansas | 6-5 | 17-7 | 12-3 | 3-4 | 2-0 | 1925 | 1784 | L-2 |
| Tennessee | 6-5 | 14-10 | 9-3 | 5-4 | 0-3 | 1851 | 1752 | W1 |
| Auburn | 5-6 | 16-8 | 9-3 | 5-3 | 2-2 | 1916 | 1864 | W2 |
| Mississippi State | 5-6 | 14-9 | 9-4 | 2-4 | 3-1 | 1714 | 1638 | L-1 |
| Ole Miss | 5-6 | 14-10 | 9-5 | 3-4 | 2-1 | 1844 | 1806 | L-1 |
| Texas A&M | 5-6 | 13-10 | 9-4 | 2-4 | 2-2 | 1669 | 1578 | W2 |
| Vanderbilt | 5-6 | 12-12 | 7-5 | 4-4 | 1-3 | 1744 | 1689 | W1 |
| Georgia | 4-7 | 13-11 | 9-4 | 3-6 | 1-1 | 1727 | 1660 | L-3 |
| LSU | 1-10 | 9-14 | 7-6 | 1-6 | 1-2 | 1726 | 1879 | L-10 |
| Missouri | 1-10 | 6-17 | 5-8 | 0-6 | 1-3 | 1597 | 1664 | L-1 |

### STUFFING THE STAT SHEET

- Sophomore guard **Terrence Phillips** (Orange County, Calif.) scored just seven points in the win vs. Miami (Ohio) on Dec. 6, but looking across his complete line of statistics tells the story of the impact he made in the victory. With seven points, eight rebounds, six assists and five steals, **Phillips became the first Mizzou player to record at least five points, five rebounds, five assists and five steals in a game since the 2011-12 season**. Former Tiger **Phil Pressey** posted 16 points, five rebounds, seven assists and six steals in an 89-88 win at No. 3 Baylor (Jan. 21, 2012).
- Mizzou's Phillips was just the sixth different Tiger to record a "5-5-5-5" game since the 1989-90 season. In that time span, former Mizzou All-American and 13-year NBA veteran **Anthony Peeler** accomplished the feat three times, twice during the 1989-90 season and again in the 1990-91 campaign. Pressey had a first "5-5-5-5" outing prior to his big Baylor game vs. Cincinnati in the NCAA Tournament First Round to close the 2010-11 season.

### #FORZAMIZZOU

- Mizzou spent 10 days on a foreign tour of Italy (Aug. 5-15, 2016), seeing the many historical sights the European country has to offer, as well as playing four exhibition games to tune-up for the 2016-17 season. The Tigers posted a 3-1 record in Italy, scoring 83.2 points per game.
- **Game One - Aug. 7:** Mizzou defeated LCC International University (Lithuania), 80-68, to open play in Italy. Playing in the Palazzetto Arena Felici in Rome, the Tigers were led in scoring with 18 points each from freshman **Frankie Hughes** and Willie Jackson. Also in double figures for Mizzou was sophomore guard **K.J. Walton** (Indianapolis, Ind.), who chipped in 10 points. Mizzou shot 40.8 percent from the field (29-of-71) and recorded 43 rebounds.
- **Game Two - Aug. 9:** Mizzou turned away BC Silute (Lithuania), 92-78, in Montecatini, an Italian town outside of Florence in the Tuscany region. Sophomore guard Cullen VanLeer (Pacific, Mo.) lit up the Pala Terme Sport Complex with his sharp-shooting, scoring 26 points (8-of-12 FG, 6-of-10 3PT, 4-of-4 FT). Three other Tigers joined VanLeer in double-digit scoring: sophomore forward **Kevin Puryear** (16); Willie Jackson (11) and senior forward **Russell Woods** (11). Jackson also hauled in 10 rebounds for his first of three games with 10-or-more boards.
- **Game Three - Aug. 12:** Mizzou picked up its third win against Vicenza Select, 81-52, at the Palazzetto dello Sport in Vicenza after spending the morning at the United States Army garrison located in town. Colonel Steve Marks, a Columbia, Mo., native and Mizzou graduate ('92), spoke to the team on-base and attended the game that evening. Four Tigers scored 10-or-more points, led by sophomore guard **Terrence Phillips** (Orange County, Calif.), who dropped 17 points.
- **Game Four - Aug. 13:** Playing its second game in as many days, Mizzou fell to an experienced and seasoned Kosovo National Team, 86-80, in Costa Masnaga, Italy. Scoring at least 80 points for the fourth-straight exhibition game, the Tigers were once again powered by **Terrence Phillips**, who scored 22 points (9-of-18 FG, 4-of-6 3PT). **Russell Woods** recorded the third double-double of the trip for the Tigers with 16 points and 14 rebounds.
- By the end of the 10-day tour, Mizzou's group had visited the likes of the Colosseum and Roman Forum, Vatican City, the Leaning Tower of Pisa, Venice and Lake Como.

### PHILLIPS NAMED SEC LEADERSHIP CHAIR

- In late September, sophomore guard **Terrence Phillips** (Orange County, Calif.) was voted chair of the Southeastern Conference Men's Basketball Leadership Council, a tremendous honor for the Tigers' point guard.
- Phillips was selected by a vote of his peers at a meeting of the SEC Basketball Leadership Councils in Birmingham earlier in the month of September. One representative from each of the SEC's 14 institutions comprised the council. In addition, Georgia's Houston Kessler was selected to serve as men's vice chair.
- Phillips will attend a portion of the SEC Athletics Directors meeting in March 2017 and the SEC Spring Meetings in June 2017, serving as both a representative of Mizzou and of the conference's men's basketball programs.

### TOP 100 GUARD C.J. ROBERTS SIGNS WITH MIZZOU FOR 2017-18

- Mizzou and head coach **Kim Anderson** announced the signing of future student-athlete **C.J. Roberts** (North Richland Hills, Texas) to the program's 2017 recruiting class on Nov. 9. A 6-0, 180-pound combo guard, Roberts possesses impressive shooting range and scoring ability. He led his Richland High School squad to a Texas 6A State Championship Playoffs appearance as a junior in 2015-16.
- Averaging 22.5 points per game for head coach Richard Bacon's team in 2015-16, Roberts converted a blistering 52.0 percent of his field goal attempts as a junior. He scored 20 or more points on 13 different occasions and dropped 30 points three times, including a career-best 39 points against Permian Odessa in a 76-72 win on Dec. 10, 2015.
- Anderson had the following to say upon his signing: "It's really special to have C.J. join our Mizzou Basketball Family. C.J. has game-changing ability and is a high-level scorer from the combo guard position. He comes from an outstanding family and basketball program in Richland, Texas, where he has been a standout on the court and in the classroom. We look forward to him getting to Columbia for next season and becoming a part of our program."
- Roberts shared his excitement for becoming a Tiger: "Mizzou is such a great fit for my family and me. We all feel so comfortable with the coaching staff, the players there and what the school can offer me. The coaching staff is an outstanding group of guys, on and off the court. I can tell they are knowledgeable about basketball, but everything else too. Coach Anderson wants to prepare you for life and what happens when the basketball stops bouncing."

### NEW STAFF ADDITIONS

- New to Mizzou in 2016-17 are two members of Anderson's coaching staff. **Emanuel Dildy** was added to the staff as an assistant coach on August 19. The up-and-coming coaching talent played at New Mexico State (2000-02) and Eastern Illinois (2003-05) before making coaching stops at the junior college level, his alma mater EIU (2012-13) and Loyola-Chicago (2013-16).
- Anderson announced the addition of **Nick Michael** to his staff in the role of Assistant Athletics Director for Athletic Performance. Michael played collegiately at Elmhurst (2003-07) and professionally in Europe for four seasons (2007-11) before serving on the VCU and Rice staffs as strength and conditioning coach. Michael has played a vital role in the Tigers' offseason workout program, emphasizing a culture of toughness and competitiveness.

**NCAA APPEARANCES: '44, '76, '78, '80, '81, '82, '83, '86, '87, '88, '89, '90, '92, '93, '95, '99, '00, '01, '02, '03, '09, '10, '11, '12, '13**

| RECORD: | OVERALL | HOME | AWAY | NEUTRAL |
|---|---|---|---|---|
| ALL GAMES | 6-17 | 5-8 | 0-6 | 1-3 |
| CONFERENCE | 1-10 | 1-4 | 0-6 | 0-0 |
| NON-CONFERENCE | 5-7 | 4-4 | 0-0 | 1-3 |

| DATE | TIME (CT) | OPPONENT | RESULT | ATTENDANCE | HIGH POINTS | HIGH REBOUNDS |
|---|---|---|---|---|---|---|
| 11-13-16 | 7 PM | ALABAMA A&M | W, 99-44 | 9139 | (23)HUGHES, Frankie | (9)PURYEAR, Kevin |
| | | | | | | (9)JACKSON, Willie |
| 11-17-16 | 12 PM | vs #11 Xavier # | L, 82-83 (OT) | 1991 | (24)HUGHES, Frankie | (10)PURYEAR, Kevin |
| 11-18-16 | 10:30 AM | vs Davidson # | L, 55-70 | 1002 | (12)PURYEAR, Kevin | (6)PURYEAR, Kevin |
| | | | | | | (6)WALTON, K.J. |
| 11-20-16 | 11 AM | vs Tulane # | W, 67-62 | 400 | (20)WALTON, K.J. | (10)WOODS, Russell |
| 11-26-16 | 2 PM | NORTHWESTERN STATE | W, 84-60 | 9799 | (19)WALTON, K.J. | (7)JACKSON, Willie |
| 11-28-16 | 7 PM | NC CENTRAL | L, 52-62 | 9091 | (17)PHILLIPS, Terrence | (6)WOODS, Russell |
| | | | | | | (6)GEIST, Jordan |
| 12-3-16 | 2 PM | WESTERN KENTUCKY | W, 59-56 | 9580 | (18)HUGHES, Frankie | (8)PHILLIPS, Terrence |
| | | | | | | (8)WOODS, Russell |
| 12-6-16 | 7 PM | MIAMI (OHIO) | W, 81-55 | 9109 | (19)PURYEAR, Kevin | (10)WOODS, Russell |
| 12-10-16 | 11 AM | ARIZONA | L, 60-79 | 10151 | (11)PURYEAR, Kevin | (7)PURYEAR, Kevin |
| 12-17-16 | 2:30 PM | EASTERN ILLINOIS | L, 64-67 | 9618 | (9)JACKSON, Willie | (6)PURYEAR, Kevin |
| | | | | | (9)WALTON, K.J. | |
| 12-21-16 | 6 PM | vs Illinois | L, 66-75 | 12409 | (17)PURYEAR, Kevin | (9)PURYEAR, Kevin |
| 12-29-16 | 7 PM | LIPSCOMB | L, 76-81 | 10121 | (18)GEIST, Jordan | (13)BARNETT, Jordan |
| 1-4-17 | 8 PM | *LSU | L, 77-88 | 9404 | (18)BARNETT, Jordan | (9)BARNETT, Jordan |
| 1-7-17 | 12 PM | *at Georgia | L, 66-71 | 8635 | (20)PHILLIPS, Terrence | (9)BARNETT, Jordan |
| 1-10-17 | 6 PM | *AUBURN | L, 72-77 | 9688 | (20)BARNETT, Jordan | (13)WALTON, K.J. |
| 1-14-17 | 5 PM | *at Arkansas | L, 73-92 | 15424 | (14)BARNETT, Jordan | (6)BARNETT, Jordan |
| | | | | | | (6)NIKKO, Reed |
| 1-18-17 | 6 PM | at Alabama | L, 56-68 | 10347 | (16)PHILLIPS, Terrence | (6)PURYEAR, Kevin |
| 1-21-17 | 2:30 PM | *OLE MISS | L, 71-75 | 10378 | (26)PURYEAR, Kevin | (11)WOODS, Russell |
| 1-25-17 | 6 PM | *at Mississippi State | L, 74-89 | 7101 | (18)GEIST, Jordan | (8)BARNETT, Jordan |
| | | | | | (18)BARNETT, Jordan | |
| 1-28-17 | 7:30 PM | *SOUTH CAROLINA | L, 53-63 | 10190 | (18)WOODS, Russell | (8)WOODS, Russell |
| | | | | | | (8)PURYEAR, Kevin |
| 2-2-17 | 6 PM | *at Florida | L, 54-93 | 10153 | (14)PHILLIPS, Terrence | (4)NIKKO, Reed |
| | | | | | | (4)WALTON, K.J. |
| | | | | | | (4)PURYEAR, Kevin |
| 2-4-17 | 5 PM | *ARKANSAS | W, 83-78 | 11434 | (17)BARNETT, Jordan | (8)PURYEAR, Kevin |
| 2-8-17 | 7:30 PM | *at Texas A&M | L, 73-76 | 8632 | (23)BARNETT, Jordan | (8)WALTON, K.J. |
| 2-11-17 | 2:30 PM | Vanderbilt * | | | | |
| 2-15-17 | 7:30 PM | Alabama * | | | | |
| 2-18-17 | 12 PM | at Tennessee * | | | | |
| 2-21-17 | 8 PM | Kentucky * | | | | |
| 2-25-17 | 2:30 PM | at Ole Miss * | | | | |
| 2-28-17 | 6 PM | Texas A&M * | | | | |
| 3-4-17 | 2:30 PM | at Auburn * | | | | |

* - Conference game
# - Tire Pros Invitational (ESPN Wide World of Sports Complex, Orlando, Fla.)
% - 36th Annual Bud Light Braggin' Rights Game (St. Louis, Mo.)

| OPPONENT | DATE | SCORE | W/L | FG | FGA | PCT | 3FG | FGA | PCT | FT | FTA | PCT | OFF | DEF | TOT | AVG | PF | A | TO | BLK | STL | PTS | AVG |
|---|---|---|---|---|---|---|---|---|---|---|---|---|---|---|---|---|---|---|---|---|---|---|---|
| ALABAMA A&M | | | | 16 | 60 | .267 | 1 | 13 | .077 | 11 | 15 | .733 | 13 | 16 | 29 | 29.0 | 22 | 4 | 15 | 1 | 5 | 44 | 44.0 |
| at Mizzou | 11-13-16 | 99-44 | W | 35 | 56 | .625 | 8 | 16 | .500 | 21 | 33 | .636 | 10 | 33 | 43 | 43.0 | 14 | 17 | 9 | 4 | 9 | 99 | 99.0 |
| #11 Xavier | | | | 28 | 70 | .400 | 2 | 22 | .091 | 25 | 38 | .658 | 19 | 33 | 52 | 40.5 | 24 | 14 | 14 | 9 | 8 | 83 | 63.5 |
| vs. Mizzou | 11-17-16 | 82-83 | Lot | 27 | 65 | .415 | 8 | 26 | .308 | 20 | 27 | .741 | 9 | 30 | 39 | 41.0 | 28 | 13 | 14 | 4 | 5 | 82 | 90.5 |
| Davidson | | | | 24 | 54 | .444 | 10 | 30 | .333 | 12 | 16 | .750 | 6 | 30 | 36 | 39.0 | 19 | 14 | 16 | 5 | 6 | 70 | 65.7 |
| vs. Mizzou | 11-18-16 | 55-70 | L | 22 | 61 | .361 | 3 | 16 | .188 | 8 | 12 | .667 | 11 | 26 | 37 | 39.7 | 15 | 14 | 15 | 2 | 6 | 55 | 78.7 |
| Tulane | | | | 21 | 63 | .333 | 9 | 19 | .474 | 11 | 16 | .688 | 10 | 22 | 32 | 37.2 | 19 | 15 | 14 | 4 | 5 | 62 | 64.8 |
| vs. Mizzou | 11-20-16 | 67-62 | W | 25 | 58 | .431 | 4 | 17 | .235 | 13 | 16 | .813 | 12 | 31 | 43 | 40.5 | 18 | 13 | 18 | 2 | 10 | 67 | 75.8 |
| NORTHWESTERN ST. | | | | 24 | 67 | .358 | 5 | 25 | .200 | 7 | 14 | .500 | 15 | 23 | 38 | 37.4 | 22 | 12 | 18 | 4 | 5 | 60 | 63.8 |
| at Mizzou | 11-26-16 | 84-60 | W | 32 | 62 | .516 | 7 | 20 | .350 | 13 | 17 | .765 | 8 | 32 | 40 | 40.4 | 17 | 19 | 14 | 2 | 9 | 84 | 77.4 |
| North Carolina Central | | | | 19 | 52 | .365 | 6 | 22 | .273 | 18 | 23 | .783 | 10 | 36 | 46 | 38.8 | 20 | 11 | 13 | 8 | 1 | 62 | 63.5 |
| at Mizzou | 11-28-16 | 52-62 | L | 17 | 68 | .250 | 7 | 27 | .259 | 11 | 20 | .550 | 16 | 27 | 43 | 40.8 | 21 | 8 | 6 | 4 | 4 | 52 | 73.2 |
| Western Kentucky | | | | 21 | 52 | .404 | 3 | 15 | .200 | 11 | 19 | .579 | 4 | 26 | 30 | 37.6 | 20 | 11 | 15 | 4 | 7 | 56 | 62.4 |
| at Mizzou | 12-3-16 | 59-56 | W | 20 | 57 | .351 | 5 | 24 | .208 | 14 | 21 | .667 | 14 | 30 | 44 | 41.3 | 16 | 10 | 17 | 1 | 10 | 59 | 71.1 |
| Miami (Ohio) | | | | 18 | 59 | .305 | 6 | 31 | .194 | 13 | 19 | .684 | 12 | 32 | 44 | 38.4 | 28 | 8 | 15 | 6 | 3 | 55 | 61.5 |
| at Mizzou | 12-6-16 | 81-55 | W | 25 | 67 | .373 | 9 | 29 | .310 | 22 | 31 | .710 | 16 | 34 | 50 | 42.4 | 19 | 18 | 6 | 1 | 9 | 81 | 72.4 |
| Arizona | | | | 29 | 61 | .475 | 13 | 24 | .542 | 8 | 10 | .800 | 12 | 34 | 46 | 39.2 | 22 | 12 | 15 | 4 | 4 | 79 | 63.4 |
| at Mizzou | 12-10-16 | 60-79 | L | 18 | 55 | .327 | 4 | 18 | .222 | 20 | 30 | .667 | 8 | 20 | 28 | 40.8 | 11 | 10 | 8 | 1 | 7 | 60 | 71.0 |
| Eastern Illinois | | | | 22 | 66 | .333 | 8 | 29 | .276 | 15 | 17 | .882 | 16 | 26 | 42 | 39.5 | 20 | 11 | 13 | 4 | 9 | 67 | 63.8 |
| at Mizzou | 12-17-16 | 64-67 | L | 23 | 56 | .411 | 3 | 18 | .167 | 15 | 24 | .625 | 12 | 30 | 42 | 40.9 | 16 | 12 | 15 | 3 | 7 | 64 | 70.3 |
| Illinois % | | | | 24 | 49 | .490 | 7 | 17 | .412 | 20 | 30 | .667 | 7 | 31 | 38 | 39.4 | 21 | 11 | 15 | 3 | 3 | 75 | 64.8 |
| vs. Mizzou | 12-21-16 | 66-75 | L | 22 | 61 | .361 | 6 | 19 | .316 | 16 | 21 | .762 | 8 | 21 | 29 | 39.8 | 22 | 9 | 8 | 2 | 4 | 66 | 69.9 |
| Lipscomb | | | | 25 | 55 | .455 | 10 | 26 | .385 | 21 | 31 | .677 | 7 | 27 | 34 | 38.9 | 30 | 15 | 10 | 3 | 6 | 81 | 66.2 |
| at Mizzou | 12-29-16 | 76-81 | L | 22 | 59 | .373 | 4 | 20 | .200 | 28 | 41 | .683 | 18 | 29 | 47 | 40.4 | 23 | 9 | 14 | 5 | 3 | 76 | 70.4 |
| LSU * | | | | 35 | 73 | .479 | 7 | 18 | .389 | 11 | 16 | .688 | 10 | 34 | 44 | 39.3 | 22 | 17 | 10 | 5 | 9 | 88 | 67.8 |
| at Mizzou | 1-4-17 | 77-88 | L | 27 | 63 | .429 | 7 | 27 | .259 | 16 | 26 | .615 | 10 | 31 | 41 | 40.5 | 14 | 16 | 14 | 5 | 3 | 77 | 70.9 |
| at Georgia * | | | | 21 | 46 | .457 | 2 | 13 | .154 | 27 | 40 | .675 | 5 | 39 | 44 | 39.6 | 19 | 11 | 20 | 4 | 7 | 71 | 68.1 |
| Mizzou | 1-7-17 | 66-71 | L | 25 | 72 | .347 | 6 | 36 | .167 | 10 | 16 | .625 | 11 | 24 | 35 | 40.1 | 28 | 11 | 13 | 2 | 10 | 66 | 70.6 |
| Auburn * | | | | 25 | 59 | .424 | 9 | 25 | .360 | 18 | 33 | .545 | 15 | 27 | 42 | 39.8 | 29 | 13 | 14 | 12 | 4 | 77 | 68.7 |
| at Mizzou | 1-10-17 | 72-77 | L | 22 | 68 | .324 | 5 | 18 | .278 | 23 | 33 | .697 | 25 | 26 | 51 | 40.8 | 26 | 11 | 15 | 3 | 7 | 72 | 70.7 |
| at Arkansas * | | | | 33 | 59 | .559 | 10 | 23 | .435 | 16 | 22 | .727 | 9 | 27 | 36 | 39.6 | 25 | 18 | 14 | 5 | 5 | 92 | 70.1 |
| Mizzou | 1-14-17 | 73-92 | L | 22 | 57 | .386 | 9 | 26 | .346 | 20 | 32 | .625 | 14 | 21 | 35 | 40.4 | 20 | 12 | 14 | 1 | 7 | 73 | 70.8 |
| at Alabama * | | | | 23 | 53 | .434 | 9 | 27 | .333 | 13 | 28 | .464 | 14 | 25 | 39 | 39.5 | 21 | 9 | 12 | 2 | 7 | 68 | 70.0 |
| Mizzou | 1-18-17 | 56-68 | L | 17 | 42 | .405 | 7 | 14 | .500 | 15 | 23 | .652 | 5 | 26 | 31 | 39.9 | 26 | 10 | 19 | 2 | 8 | 56 | 69.9 |
| Ole Miss * | | | | 24 | 56 | .429 | 10 | 24 | .417 | 17 | 23 | .739 | 9 | 29 | 38 | 39.4 | 16 | 11 | 12 | 2 | 4 | 75 | 70.3 |
| at Mizzou | 1-21-17 | 71-75 | L | 27 | 61 | .443 | 11 | 25 | .440 | 6 | 17 | .353 | 12 | 26 | 38 | 39.8 | 20 | 15 | 14 | 0 | 2 | 71 | 70.0 |
| at Mississippi State * | | | | 32 | 56 | .571 | 12 | 23 | .522 | 13 | 25 | .520 | 9 | 21 | 30 | 38.9 | 19 | 16 | 7 | 5 | 4 | 89 | 71.3 |
| Mizzou | 1-25-17 | 74-89 | L | 25 | 54 | .463 | 7 | 21 | .333 | 17 | 23 | .739 | 11 | 21 | 32 | 39.4 | 22 | 10 | 10 | 0 | 1 | 74 | 70.2 |
| South Carolina * | | | | 20 | 57 | .351 | 9 | 25 | .360 | 14 | 19 | .737 | 11 | 32 | 43 | 39.2 | 19 | 9 | 14 | 4 | 6 | 63 | 70.8 |
| at Mizzou | 1-28-17 | 53-63 | L | 20 | 56 | .357 | 1 | 17 | .059 | 12 | 17 | .706 | 9 | 29 | 38 | 39.3 | 21 | 8 | 15 | 0 | 2 | 53 | 69.3 |
| at Florida * | | | | 30 | 66 | .455 | 11 | 28 | .393 | 22 | 27 | .815 | 18 | 38 | 56 | 40.0 | 13 | 16 | 11 | 7 | 7 | 93 | 71.9 |
| Mizzou | 2-2-17 | 54-93 | L | 19 | 63 | .302 | 8 | 21 | .381 | 8 | 15 | .533 | 11 | 21 | 32 | 39.0 | 21 | 7 | 13 | 0 | 8 | 54 | 68.6 |
| Arkansas * | | | | 26 | 51 | .510 | 7 | 16 | .438 | 19 | 27 | .704 | 12 | 21 | 33 | 39.6 | 24 | 11 | 17 | 1 | 6 | 78 | 72.2 |
| at Mizzou | 2-4-17 | 83-78 | W | 27 | 53 | .509 | 6 | 21 | .286 | 23 | 29 | .793 | 6 | 20 | 26 | 38.4 | 23 | 13 | 10 | 1 | 8 | 83 | 69.3 |
| at Texas A&M * | | | | 29 | 59 | .492 | 9 | 23 | .391 | 9 | 14 | .643 | 11 | 29 | 40 | 39.7 | 16 | 22 | 14 | 8 | 5 | 76 | 72.3 |
| Mizzou | 2-8-17 | 73-76 | L | 29 | 62 | .468 | 8 | 22 | .364 | 7 | 10 | .700 | 7 | 21 | 28 | 37.9 | 15 | 20 | 9 | 3 | 8 | 73 | 69.4 |
| Vanderbilt * | | | | | | | | | | | | | | | | | | | | | | | |
| at Mizzou | 2-11-17 | 2:30 PM | | | | | | | | | | | | | | | | | | | | | |
| Alabama * | | | | | | | | | | | | | | | | | | | | | | | |
| at Mizzou | 2-15-17 | 7:30 PM | | | | | | | | | | | | | | | | | | | | | |
| at Tennessee * | | | | | | | | | | | | | | | | | | | | | | | |
| Mizzou | 2-18-17 | 12 PM | | | | | | | | | | | | | | | | | | | | | |
| Kentucky * | | | | | | | | | | | | | | | | | | | | | | | |
| at Mizzou | 2-21-17 | 8 PM | | | | | | | | | | | | | | | | | | | | | |
| at Ole Miss * | | | | | | | | | | | | | | | | | | | | | | | |
| Mizzou | 2-25-17 | 2:30 PM | | | | | | | | | | | | | | | | | | | | | |
| Texas A&M * | | | | | | | | | | | | | | | | | | | | | | | |
| at Mizzou | 2-28-17 | 6 PM | | | | | | | | | | | | | | | | | | | | | |
| at Auburn * | | | | | | | | | | | | | | | | | | | | | | | |
| Mizzou | 3-4-17 | 2:30 PM | | | | | | | | | | | | | | | | | | | | | |

**NCAA APPEARANCES: '44, '76, '78, '80, '81, '82, '83, '86, '87, '88, '89, '90, '92, '93, '95, '99, '00, '01, '02, '03, '09, '10, '11, '12, '13**

## 2016-17 POINTS-REBOUNDS-ASSISTS

| Opponent | | | | 01 PHILLIPS | 03 HUGHES | 05 SMITH | 10 RAU | 11 WALTON | 13 GLASSMAN | 14 NIKKO | 15 GEIST | 21 BARNETT | 24 PURYEAR | 25 WOODS | 32 WOLF | 33 VANLEER |
|---|---|---|---|---|---|---|---|---|---|---|---|---|---|---|---|---|
| ALABAMA A&M | 11-13-16 | 99-44 | W | 7-3-5 | 23-2-1 | 7-5-0 | 0-0-0 | 9-2-2 | 0-1-1 | 6-4-1 | 8-1-0 | DNP | 7-9-1 | 12-3-0 | 0-1-0 | 9-2-5 |
| vs Xavier | 11-17-16 | 82-83 | LOT | 21-7-5 | 24-5-3 | 0-1-0 | DNP | 0-0-0 | DNP | 2-2-1 | 0-2-0 | DNP | 22-10-3 | 4-1-0 | DNP | 3-2-1 |
| vs Davidson | 11-18-16 | 55-70 | L | 1-3-6 | 2-2-2 | DNP | DNP | 6-6-1 | DNP | 10-0-0 | 4-4-3 | DNP | 12-6-0 | 2-2-0 | DNP | 11-1-2 |
| vs Tulane | 11-20-16 | 67-62 | W | 2-2-1 | 14-4-1 | DNP | DNP | 20-4-2 | DNP | 5-5-1 | 5-7-3 | DNP | 11-2-0 | 5-10-2 | DNP | 3-1-3 |
| NW STATE | 11-26-16 | 84-60 | W | 3-3-8 | 11-2-1 | 6-2-0 | 0-0-0 | 19-4-0 | 0-0-0 | 4-1-0 | 3-3-3 | DNP | 11-6-2 | 6-5-0 | 0-0-0 | 10-5-3 |
| NC CENTRAL | 11-28-16 | 52-62 | L | 17-4-1 | 7-4-1 | 2-0-1 | DNP | 1-4-1 | DNP | DNP | 8-6-1 | DNP | 6-5-1 | 6-6-0 | DNP | 5-3-1 |
| Western Kentucky | 12-3-16 | 59-56 | W | 6-8-5 | 18-4-1 | 0-3-0 | DNP | 2-5-1 | DNP | DNP | 0-0-0 | DNP | 12-5-1 | 10-8-1 | DNP | 5-2-1 |
| Miami (Ohio) | 12-6-16 | 81-55 | W | 7-8-6 | 13-2-2 | 4-2-0 | 0-1-0 | 2-4-2 | 0-0-0 | DNP | 3-5-5 | DNP | 19-8-1 | 15-10-1 | 0-0-0 | 14-1-1 |
| Arizona | 2-10-16 | 60-79 | L | 3-2-2 | 10-5-1 | 5-2-0 | DNP | 5-1-1 | DNP | DNP | 3-2-1 | DNP | 11-7-1 | 8-6-0 | DNP | 8-2-4 |
| Eastern Illinois | 12-17-16 | 64-67 | L | 8-3-7 | 5-1-0 | 0-0-0 | DNP | 9-0-0 | DNP | 4-5-0 | 6-4-2 | 3-5-1 | 8-6-1 | 6-1-0 | DNP | 6-5-1 |
| Illinois % | 12-21-16 | 66-75 | L | 14-4-0 | 3-0-1 | 0-0-0 | DNP | 0-0-0 | DNP | 2-2-1 | 12-2-2 | 4-2-0 | 17-9-0 | 7-4-2 | DNP | 5-1-3 |
| Lipscomb | 12-29-16 | 76-81 | L | 6-4-4 | DNP | 2-2-1 | DNP | 9-3-0 | DNP | 2-1-0 | 18-4-2 | 15-13-0 | 14-6-1 | 10-8-0 | DNP | 0-3-1 |
| LSU * | 1-4-17 | 77-88 | L | 12-7-8 | 0-2-2 | 0-2-0 | DNP | 11-3-2 | DNP | 0-2-0 | 13-2-3 | 18-9-1 | 15-7-0 | 8-3-0 | DNP | 0-0-0 |
| at Georgia * | 1-7-17 | 66-71 | L | 20-4-2 | 2-1-0 | DNP | DNP | 13-3-1 | DNP | 0-0-0 | 5-3-2 | 15-9-3 | 2-5-0 | 9-6-2 | DNP | 0-2-1 |
| Auburn * | 1-10-17 | 72-77 | L | 12-6-6 | 9-3-2 | DNP | DNP | 8-13-2 | DNP | 2-1-0 | 10-1-1 | 20-6-0 | 4-9-0 | 7-8-0 | DNP | 0-0-0 |
| at Arkansas * | 1-14-17 | 73-92 | L | 13-2-4 | 6-2-1 | DNP | DNP | 6-4-2 | DNP | 2-6-1 | 13-3-0 | 14-6-2 | 11-4-1 | 5-3-0 | 0-0-0 | 3-1-1 |
| at Alabama * | 1-18-17 | 56-68 | L | 16-4-7 | 8-5-0 | DNP | DNP | 2-1-0 | DNP | 0-1-0 | 3-1-0 | 7-5-1 | 4-6-1 | 13-2-1 | DNP | 3-2-0 |
| Ole Miss * | 1-21-17 | 71-74 | L | 10-5-10 | 0-1-2 | DNP | DNP | 0-0-2 | DNP | 0-0-0 | 2-4-1 | 11-5-0 | 26-8-0 | 13-11-0 | DNP | 9-3-0 |
| at Miss. State * | 1-25-17 | 74-89 | L | 9-2-4 | 4-3-2 | DNP | DNP | 1-1-1 | DNP | 2-2-0 | 18-4-0 | 18-8-0 | 13-7-1 | 0-3-1 | DNP | 9-1-1 |
| South Carolina * | 1-28-17 | 53-63 | L | 5-2-3 | DNP | DNP | DNP | 12-4-1 | DNP | 0-0-0 | 6-4-2 | 2-5-0 | 7-8-0 | 18-8-0 | DNP | 3-3-2 |
| at Florida * | 2-2-17 | 54-93 | L | 14-3-3 | 0-3-0 | DNP | 0-1-0 | 10-4-0 | 0-1-0 | 5-4-1 | 5-4-1 | 6-1-0 | 8-4-2 | 0-2-0 | 0-0-0 | 6-1-0 |
| Arkansas * | 2-4-17 | 83-78 | W | 7-2-6 | 0-1-0 | DNP | DNP | 16-3-0 | DNP | 2-1-1 | 6-1-5 | 17-4-0 | 15-8-0 | 8-3-1 | DNP | 12-0-0 |
| at Texas A&M * | 2-8-17 | 73-76 | L | 9-6-7 | 3-2-1 | DNP | DNP | 12-8-2 | DNP | 2-1-0 | 5-1-1 | 23-7-2 | 9-1-4 | 7-1-1 | 0-0-0 | 3-0-2 |
| Vanderbilt * | 2-11-17 | 2:30 PM | | | | | | | | | | | | | | |
| Alabama * | 2-15-17 | 7:30 PM | | | | | | | | | | | | | | |
| at Tennessee * | 2-18-17 | 12 PM | | | | | | | | | | | | | | |
| Kentucky * | 2-21-17 | 8 PM | | | | | | | | | | | | | | |
| at Ole Miss * | 2-25-17 | 2:30 PM | | | | | | | | | | | | | | |
| Texas A&M * | 2-28-17 | 6 PM | | | | | | | | | | | | | | |
| at Auburn * | 3-4-17 | 2:30 PM | | | | | | | | | | | | | | |

**NCAA APPEARANCES: '44, '76, '78, '80, '81, '82, '83, '86, '87, '88, '89, '90, '92, '93, '95, '99, '00, '01, '02, '03, '09, '10, '11, '12, '13**

# 1



# TERRENCE PHILLIPS

## SO | G | 5-11 | 180

Orange County, Calif. // Oak Hill Academy (Va.)

### PHILLIPS CAREER STATS

| SEASON | G-GS | MIN | MPG | FG-A | FG% | 3FG-A | 3FG% | FT-A | FT% | OFF | DEF | REB | AVG. | AST / TO | BS / S | TP | AVG. |
|---|---|---|---|---|---|---|---|---|---|---|---|---|---|---|---|---|---|
| 2015-16 | 31-31 | 813 | 26.2 | 81-212 | .382 | 29-90 | .322 | 52-72 | .722 | 20 | 110 | 130 | 4.2 | 107 / 71 | 3 / 40 | 243 | 7.8 |
| 2016-17 | 23-14 | 638 | 27.7 | 67-194 | .345 | 35-100 | .350 | 53-72 | .736 | 4 | 90 | 94 | 4.1 | 110 / 56 | 3 / 33 | 222 | 9.7 |
| **TOTAL** | **54-45** | **1451** | **26.9** | **148-406** | **.365** | **64-190** | **.337** | **105-144** | **.729** | **24** | **200** | **224** | **4.1** | **217 / 127** | **6 / 73** | **465** | **8.6** |

## #1 AT A GLANCE

| Games Where #1... | 2016-17 | Career |
|---|---|---|
| Scored 5+ points | 18 | 40 |
| Scored 10+ points | 10 | 21 |
| Scored 15+ points | 4 | 7 |
| Scored 20+ points | 2 | 2 |
| Hit 2+ 3-pointers | 8 | 15 |
| Recorded 3+ rebounds | 16 | 37 |
| Recorded 5+ rebounds | 7 | 21 |
| Dished 3+ assists | 17 | 38 |
| Dished 5+ assists | 13 | 21 |
| Recorded 3+ steals | 3 | 7 |
| Played 20+ minutes | 21 | 49 |
| Played 30+ minutes | 10 | 20 |

**#1 Game & Career Highs...**

| 2016-17 | | Career |
|---|---|---|
| 21, vs. Xavier | | 21, vs. Xavier |
| 11-17-16 | **PTS** | 11-17-16 |
| 7, Twice | | 7, Twice |
| | **FGM** | |
| 17, at Georgia | | 17, at Georgia |
| 1-7-17 | **FGA** | 1-7-17 |
| 5, Twice | | 5, Twice |
| | **3PTM** | |
| 12, at Georgia | | 12, at Georgia |
| 1-7-17 | **3PTA** | 1-7 |
| 6, vs. Xavier | | 6, vs. Xavier |
| 11-17-16 | **FTM** | 11-17-16 |
| 8, vs. Auburn | | 8, vs. Auburn |
| 1-10-17 | **FTA** | 1-10-17 |
| 8, Twice | | 10, Twice |
| - | **REB** | - |
| 10, vs. Ole Miss | | 10, vs. Ole Miss |
| 1-21-17 | **AST** | 1-21-17 |
| 3, vs. Auburn | | 3, vs. Auburn |
| 1-10-17 | **BLKS** | 1-10-17 |
| 5, vs. Miami (Ohio) | | 5, Twice |
| 12-6-16 | **STLS** | - |
| 40, vs. Xavier | | 40, vs. Xavier |
| 11-17-16 | **MIN** | 11-17-16 |

## PHILLIPS 2016-17 GAME-BY-GAME

| Opponent | Date | GS | Min | FG | FGA | Pct | 3FG | FGA | Pct | FT | FTA | Pct | Off | Def | Tot | Avg | PF | FO | A | TO | Blk | Stl | Pts | Avg |
|---|---|---|---|---|---|---|---|---|---|---|---|---|---|---|---|---|---|---|---|---|---|---|---|---|
| ALABAMA A&M | 11-13-16 | * | 20 | 2 | 3 | .667 | 0 | 0 | .000 | 3 | 5 | .600 | 0 | 3 | 3 | 3.0 | 2 | 0 | 5 | 3 | 0 | 0 | 7 | 7.0 |
| vs Xavier | 11-17-16 | * | 40 | 7 | 16 | .438 | 1 | 6 | .167 | 6 | 6 | 1.000 | 0 | 7 | 7 | 5.0 | 5 | 1 | 5 | 2 | 0 | 1 | 21 | 14.0 |
| vs Davidson | 11-18-16 | * | 24 | 0 | 8 | .000 | 0 | 3 | .000 | 1 | 2 | .500 | 1 | 2 | 3 | 4.3 | 3 | 0 | 6 | 2 | 0 | 1 | 1 | 9.7 |
| vs Tulane | 11-20-16 | * | 28 | 1 | 6 | .167 | 0 | 0 | .000 | 0 | 0 | .000 | 0 | 2 | 2 | 3.8 | 2 | 0 | 1 | 3 | 0 | 1 | 2 | 7.8 |
| NW STATE | 11-26-16 | * | 20 | 1 | 2 | .500 | 1 | 1 | 1.000 | 0 | 0 | .000 | 0 | 3 | 3 | 3.6 | 3 | 0 | 8 | 2 | 0 | 1 | 3 | 6.8 |
| NC CENTRAL | 11-28-16 | * | 21 | 6 | 10 | .600 | 5 | 7 | .714 | 0 | 0 | .000 | 0 | 4 | 4 | 3.7 | 5 | 1 | 1 | 1 | 0 | 0 | 17 | 8.5 |
| WESTERN KENTUCKY | 12-3-16 | * | 33 | 2 | 6 | .333 | 1 | 5 | .200 | 1 | 2 | .500 | 0 | 8 | 8 | 4.3 | 2 | 0 | 5 | 5 | 0 | 2 | 6 | 8.1 |
| MIAMI (OHIO) | 12-6-16 | * | 26 | 1 | 8 | .125 | 1 | 6 | .167 | 4 | 4 | 1.000 | 0 | 8 | 8 | 4.8 | 4 | 0 | 6 | 0 | 0 | 5 | 7 | 8.0 |
| ARIZONA | 12-10-16 | * | 16 | 0 | 3 | .000 | 0 | 0 | .000 | 3 | 5 | .600 | 0 | 2 | 2 | 4.4 | 3 | 0 | 2 | 2 | 0 | 0 | 3 | 7.4 |
| E. ILLINOIS | 12-17-16 | * | 26 | 1 | 6 | .167 | 1 | 4 | .250 | 5 | 6 | .833 | 0 | 3 | 3 | 4.3 | 3 | 0 | 7 | 3 | 0 | 1 | 8 | 7.5 |
| vs Illinois | 12-21-16 | * | 29 | 5 | 12 | .417 | 3 | 5 | .600 | 1 | 2 | .500 | 0 | 4 | 4 | 4.3 | 2 | 0 | 0 | 1 | 0 | 1 | 14 | 8.1 |
| LIPSCOMB | 12-29-16 | * | 33 | 2 | 9 | .222 | 0 | 3 | .000 | 2 | 2 | 1.000 | 0 | 4 | 4 | 4.3 | 5 | 1 | 4 | 2 | 0 | 1 | 6 | 7.9 |
| LSU * | 1-4-17 | | 30 | 4 | 10 | .400 | 2 | 7 | .286 | 2 | 2 | 1.000 | 0 | 7 | 7 | 4.5 | 3 | 0 | 8 | 1 | 0 | 2 | 12 | 8.2 |
| at Georgia* | 1-7-17 | | 31 | 7 | 17 | .412 | 5 | 12 | .417 | 1 | 2 | .500 | 0 | 4 | 4 | 4.4 | 4 | 0 | 2 | 1 | 0 | 2 | 20 | 9.1 |
| AUBURN* | 1-10-17 | | 32 | 3 | 9 | .333 | 1 | 2 | .500 | 5 | 8 | .625 | 3 | 3 | 6 | 4.5 | 4 | 0 | 6 | 5 | 3 | 3 | 12 | 9.3 |
| at Arkansas* | 1-14-17 | | 31 | 3 | 10 | .300 | 3 | 8 | .375 | 4 | 4 | 1.000 | 0 | 2 | 2 | 4.4 | 3 | 0 | 4 | 2 | 0 | 2 | 13 | 9.5 |
| at Alabama* | 1-18-17 | | 33 | 5 | 10 | .500 | 3 | 5 | .600 | 3 | 5 | .600 | 0 | 4 | 4 | 4.4 | 5 | 1 | 7 | 4 | 0 | 4 | 16 | 9.9 |
| OLE MISS* | 1-21-17 | | 33 | 3 | 12 | .250 | 2 | 7 | .286 | 2 | 3 | .667 | 0 | 5 | 5 | 4.4 | 5 | 1 | 10 | 5 | 0 | 2 | 10 | 9.9 |
| at Miss. State* | 1-25-17 | | 28 | 3 | 6 | .500 | 1 | 4 | .250 | 2 | 2 | 1.000 | 0 | 2 | 2 | 4.3 | 5 | 1 | 4 | 3 | 0 | 0 | 9 | 9.8 |
| S. CAROLINA* | 1-28-17 | | 22 | 2 | 7 | .286 | 0 | 4 | .000 | 1 | 1 | 1.000 | 0 | 2 | 2 | 4.2 | 5 | 1 | 3 | 2 | 0 | 0 | 5 | 9.6 |
| at Florida* | 2-2-17 | | 26 | 5 | 10 | .500 | 4 | 6 | .667 | 0 | 3 | .000 | 0 | 3 | 3 | 4.1 | 4 | 0 | 3 | 2 | 0 | 1 | 14 | 9.8 |
| ARKANSAS* | 2-4-17 | * | 24 | 1 | 5 | .200 | 0 | 2 | .000 | 5 | 6 | .833 | 0 | 2 | 2 | 4.0 | 4 | 0 | 6 | 2 | 0 | 2 | 7 | 9.7 |
| at Texas A&M* | 2-8-17 | * | 32 | 3 | 9 | .333 | 1 | 3 | .333 | 2 | 2 | 1.000 | 0 | 6 | 6 | 4.1 | 3 | 0 | 7 | 3 | 0 | 1 | 9 | 9.7 |
| Vanderbilt * | 2-11-17 | | | | | | | | | | | | | | | | | | | | | | | |
| Alabama * | 2-15-17 | | | | | | | | | | | | | | | | | | | | | | | |
| at Tennessee * | 2-18-17 | | | | | | | | | | | | | | | | | | | | | | | |
| Kentucky * | 2-21-17 | | | | | | | | | | | | | | | | | | | | | | | |
| at Ole Miss * | 2-25-17 | | | | | | | | | | | | | | | | | | | | | | | |
| Texas A&M * | 2-28-17 | | | | | | | | | | | | | | | | | | | | | | | |
| at Auburn * | 3-4-17 | | | | | | | | | | | | | | | | | | | | | | | |

### 2016-17 (SOPHOMORE):

- Posted his 200th career assist in game against South Carolina (Jan. 28).
- Recorded his second career double-double against Ole Miss (Jan. 21), scoring 10 points (3-of-12 FG, 2-of-7 3PT, 2-of-3 FT), while dishing out a career-high assists 10 assists.
- Second 20-point game of his career with 20 points (7-of-17 FG, 5-of-12 3PT, 1-of-2 FT) at Georgia (Jan. 7), leading the Tigers in scoring off the bench (31 min.).
- First game of career coming off bench vs. LSU (Jan. 4) and matched career-best in assists (8) in 30 minutes of action.
- Filled the stat line vs. Miami (Ohio) on Dec. 6, scoring seven points while grabbing eight rebounds, dishing out six assists and grabbing five steals.
- Snagged a season-high eight rebounds and dished out five assists in a victory over Western Kentucky.Drained a career-high five three-pointers vs. NC Central (Nov. 28), leading the team in scoring with 17 points.
- Dished a career-high eight assists vs. Northwestern State (Nov. 26), his 12th career game of five assists or more.
- Career-best 21 points (7-of-16 FG, 1-of-6 3PT, 6-of-6 FT) vs. No. 11 Xavier (Nov. 17) at the Tire Pros Invitational in Orlando - the first 20-point game of his career.

### 2015-16 (FRESHMAN):

- One of two Tigers to start all 31 games of the 2015-16 campaign, averaging 7.8 points, 4.2 rebounds and 3.5 assists per game.
- Recorded 107 assists, a mark that ranks as the third-best freshman total in program history (117 - Phil Pressey; 109 - Jimmy McKinney).
- Trended upward to close his first collegiate season, averaging 10.3 points per game over the final three games of 2015-16, including the first double-double (10 points, 10 rebounds) of his career in the season finale vs. Florida (March 5).
- Twice pulled down a season-high 10 rebounds over Mizzou's final three games, first doing so vs. Texas A&M (Feb. 27) before repeating against the Gators (March 5).
- Matched his season-high in assists (7) three times, including in the season finale vs. Florida (March 5).
- Compiled a team-leading 40 steals, with his 2.9 steal percentage ranking seventh-best in the Southeastern Conference (2.9 percent of Mizzou's possessions that Phillips was on the court for, he recorded a steal).
- Ranked 13th in the conference overall and second out of freshmen in terms of assist rate (26.9), which is assists divided by the field goals made by teammates while on the court.
- Knocked down 29-of-90 three-point field goal attempts (32.2 percent), the fourth-highest deep range makes on the squad.
- Hit multiple three-pointers in seven games, including a season-best three on five separate occasions.

### OAK HILL ACADEMY:

- Led national powerhouse Oak Hill Academy (Mouth of Wilson, Va.) to an 88-4 record as the team's starting point guard his last two seasons.
- Averaged 8.7 assists, 7.7 points and 4.2 steals per game while leading Oak Hill to a 47-1 season as a senior, with the squad also spending 10 weeks as the nation's No. 1-ranked boys basketball team.
- Broke Oak Hill's career assists record that was previously held by former North Carolina standout Jeff McInnis.

### PERSONAL:

- Son of Alice Knox and Ted Phillips, and born on Jan. 12, 1996, in Los Angeles, California.
- Athlete he most looks up to and models his game after is Chris Paul.
- Favorite TV show is 'Friends'.
- Considered Mizzou the most in the recruiting process due to the Tigers coaching staff's ongoing presence.
- Names NBA star Kobe Bryant as most influential person he has met.

**NCAA APPEARANCES: '44, '76, '78, '80, '81, '82, '83, '86, '87, '88, '89, '90, '92, '93, '95, '99, '00, '01, '02, '03, '09, '10, '11, '12, '13**

# FRANKIE HUGHES

## FR | G | 6-4 | 192

Cleveland, Ohio // Garfield Heights HS

## HUGHES CAREER STATS

| SEASON | G-GS | MIN | MPG | FG-A | FG% | 3FG-A | 3FG% | FT-A | FT% | OFF | DEF | REB | AVG. | AST / TO | BS / S | TP | AVG. |
|---|---|---|---|---|---|---|---|---|---|---|---|---|---|---|---|---|---|
| 2016-17 | 21-11 | 413 | 19.7 | 56-195 | .287 | 29-118 | .246 | 21-38 | .553 | 11 | 43 | 54 | 2.6 | 24 / 28 | 1 / 15 | 162 | 7.7 |
| **TOTAL** | **21-11** | **413** | **19.7** | **56-195** | **.287** | **29-118** | **.246** | **21-38** | **.553** | **11** | **43** | **54** | **2.6** | **24 / 28** | **1 / 15** | **162** | **7.7** |

## #3 AT A GLANCE

| Games Where #3... | 2016-17 |
|---|---|
| Scored 10+ points | 7 |
| Scored 15+ points | 3 |
| Scored 20+ points | 2 |
| Hit 5+ FGs | 4 |
| Hit 2+ 3-pointers | 8 |
| Hit 5+ 3-pointers | 1 |
| Recorded 3+ rebounds | 9 |
| Dished 3+ assists | 1 |
| Recorded 3+ steals | 1 |
| Played 20+ minutes | 12 |
| Played 30+ minutes | 2 |

**#3 Game & Career Highs...**

| 2016-17 | | Career |
|---|---|---|
| 24, vs. Xavier | | - |
| 11-17-16 | **PTS** | - |
| 9, vs. Alabama A&M | | - |
| 11-13-16 | **FGM** | - |
| 20, vs. Xavier | | - |
| 11-17-16 | **FGA** | - |
| 5, vs. Xavier | | - |
| 11-17-16 | **3PTM** | - |
| 13, vs. Xavier | | - |
| 11-17-16 | **3PTA** | - |
| 5, twice | | - |
| - | **FTM** | - |
| 6, twice | | - |
| - | **FTA** | - |
| 5, 3 times | | - |
| - | **REB** | - |
| 3 vs. Xavier | | - |
| 11-17-16 | **AST** | - |
| 1, vs. Alabama A&M | | - |
| 11-13-16 | **BLKS** | - |
| 3, vs. Xavier | | - |
| 11-17-16 | **STLS** | - |
| 41, vs. Xavier | | - |
| 11-17-16 | **MIN** | - |

## HUGHES 2016-17 GAME-BY-GAME

| Opponent | Date | GS | Min | FG | FGA | Pct | 3FG | FGA | Pct | FT | FTA | Pct | Off | Def | Tot | Avg | PF | FO | A | TO | Blk | Stl | Pts | Avg |
|---|---|---|---|---|---|---|---|---|---|---|---|---|---|---|---|---|---|---|---|---|---|---|---|---|
| ALABAMA A&M | 11-13-16 | * | 21 | 9 | 14 | .643 | 4 | 9 | .444 | 1 | 4 | .250 | 1 | 1 | 2 | 2.0 | 0 | 0 | 1 | 1 | 1 | 2 | 23 | 23.0 |
| vs Xavier | 11-17-16 | * | 41 | 8 | 20 | .400 | 5 | 13 | .385 | 3 | 5 | .600 | 2 | 3 | 5 | 3.5 | 1 | 0 | 3 | 4 | 0 | 3 | 24 | 23.5 |
| vs Davidson | 11-18-16 | * | 25 | 1 | 11 | .091 | 0 | 4 | .000 | 0 | 1 | .000 | 0 | 2 | 2 | 3.0 | 2 | 0 | 2 | 3 | 0 | 1 | 2 | 16.3 |
| vs Tulane | 11-20-16 | * | 20 | 6 | 13 | .462 | 2 | 7 | .286 | 0 | 0 | .000 | 1 | 3 | 4 | 3.3 | 0 | 0 | 1 | 2 | 0 | 1 | 14 | 15.8 |
| NW STATE | 11-26-16 | * | 20 | 3 | 11 | .273 | 2 | 8 | .250 | 3 | 4 | .750 | 0 | 2 | 2 | 3.0 | 1 | 0 | 1 | 2 | 0 | 0 | 11 | 14.8 |
| NC CENTRAL | 11-28-16 | * | 23 | 3 | 14 | .214 | 1 | 8 | .125 | 0 | 2 | .000 | 2 | 2 | 4 | 3.2 | 2 | 0 | 1 | 0 | 0 | 1 | 7 | 13.5 |
| WESTERN KENTUCKY | 12-3-16 | * | 35 | 5 | 15 | .333 | 3 | 10 | .300 | 5 | 6 | .833 | 1 | 3 | 4 | 3.3 | 2 | 0 | 1 | 2 | 0 | 1 | 18 | 14.1 |
| MIAMI (OHIO) | 12-6-16 | * | 26 | 4 | 16 | .250 | 3 | 11 | .273 | 2 | 3 | .667 | 1 | 1 | 2 | 3.1 | 3 | 0 | 2 | 0 | 0 | 2 | 13 | 14.0 |
| ARIZONA | 12-10-16 | * | 29 | 2 | 13 | .154 | 1 | 8 | .125 | 5 | 6 | .833 | 1 | 4 | 5 | 3.3 | 1 | 0 | 1 | 0 | 0 | 1 | 10 | 13.6 |
| E. ILLINOIS | 12-17-16 | * | 23 | 2 | 6 | .333 | 1 | 3 | .333 | 0 | 0 | .000 | 0 | 1 | 1 | 3.1 | 3 | 0 | 0 | 2 | 0 | 0 | 5 | 12.7 |
| vs Illinois | 12-21-16 | * | 21 | 1 | 11 | .091 | 1 | 5 | .200 | 0 | 0 | .000 | 0 | 0 | 0 | 2.8 | 2 | 0 | 1 | 0 | 0 | 0 | 3 | 11.8 |
| Lipscomb | 12-29-16 | | DNP - Coach's Decision | | | | | | | | | | | | | | | | | | | | | |
| LSU * | 1-4-17 | | 15 | 0 | 3 | .000 | 0 | 3 | .000 | 0 | 0 | .000 | 0 | 2 | 2 | 2.8 | 0 | 0 | 2 | 0 | 0 | 1 | 0 | 10.8 |
| at Georgia* | 1-7-17 | | 11 | 1 | 8 | .125 | 0 | 5 | .000 | 0 | 0 | .000 | 0 | 1 | 1 | 2.6 | 0 | 0 | 0 | 0 | 0 | 1 | 2 | 10.2 |
| AUBURN* | 1-10-17 | | 14 | 3 | 9 | .333 | 1 | 5 | .200 | 2 | 3 | .667 | 1 | 2 | 3 | 2.6 | 1 | 0 | 2 | 1 | 0 | 0 | 9 | 10.1 |
| at Arkansas* | 1-14-17 | | 17 | 2 | 7 | .286 | 2 | 6 | .333 | 0 | 0 | .000 | 0 | 2 | 2 | 2.6 | 0 | 0 | 1 | 4 | 0 | 0 | 6 | 9.8 |
| at Alabama* | 1-18-17 | | 23 | 3 | 6 | .500 | 2 | 3 | .667 | 0 | 3 | .000 | 0 | 5 | 5 | 2.8 | 4 | 0 | 0 | 2 | 0 | 0 | 8 | 9.7 |
| OLE MISS* | 1-21-17 | | 4 | 0 | 2 | .000 | 0 | 2 | .000 | 0 | 0 | .000 | 1 | 0 | 1 | 2.6 | 2 | 0 | 2 | 1 | 0 | 0 | 0 | 9.1 |
| at Miss. State* | 1-25-17 | | 13 | 2 | 5 | .400 | 0 | 1 | .000 | 0 | 0 | .000 | 0 | 3 | 3 | 2.7 | 2 | 0 | 2 | 2 | 0 | 0 | 4 | 8.8 |
| S. Carolina * | 1-28-17 | | DNP - Coach's Decision | | | | | | | | | | | | | | | | | | | | | |
| at Florida* | 2-2-17 | | 15 | 0 | 8 | .000 | 0 | 4 | .000 | 0 | 0 | .000 | 0 | 3 | 3 | 2.7 | 2 | 0 | 0 | 1 | 0 | 0 | 0 | 8.4 |
| ARKANSAS* | 2-4-17 | | 5 | 0 | 0 | .000 | 0 | 0 | .000 | 0 | 0 | .000 | 0 | 1 | 1 | 2.6 | 2 | 0 | 0 | 1 | 0 | 0 | 0 | 8.0 |
| at Texas A&M* | 2-8-17 | | 12 | 1 | 3 | .333 | 1 | 3 | .333 | 0 | 1 | .000 | 0 | 2 | 2 | 2.6 | 0 | 0 | 1 | 0 | 0 | 1 | 3 | 7.7 |
| Vanderbilt * | 2-11-17 | | | | | | | | | | | | | | | | | | | | | | | |
| Alabama * | 2-15-17 | | | | | | | | | | | | | | | | | | | | | | | |
| at Tennessee * | 2-18-17 | | | | | | | | | | | | | | | | | | | | | | | |
| Kentucky * | 2-21-17 | | | | | | | | | | | | | | | | | | | | | | | |
| at Ole Miss * | 2-25-17 | | | | | | | | | | | | | | | | | | | | | | | |
| Texas A&M * | 2-28-17 | | | | | | | | | | | | | | | | | | | | | | | |
| at Auburn * | 3-4-17 | | | | | | | | | | | | | | | | | | | | | | | |

### 2016-17 (FRESHMAN):

- Continued stretch of making multiple three-pointers in each of Mizzou's five victories, draining three shots from beyond the arc in a win over Miami (Ohio) on Dec. 6, scoring 13 points.
- Led the Tigers in scoring (18 points) in the win over Western Kentucky (Dec. 3), draining two three-pointers and connecting on 5-of-6 from the free throw line.
- Picked up his third double-digit scoring performance out of four games to start his career with 14 points vs. Tulane (Nov. 20) at the Tire Pros Invitational in Orlando, Fla.
- Became the first Tiger to ever start his career with back-to-back 20-point games with 24 points vs. No. 11 Xavier (Nov. 17) at the Tire Pros Invitational in Orlando, Fla.
- Matched the program record for a freshman debut with his 23 points vs. Alabama A&M (Nov. 13), equaling all-time great Steve Stipanovich, who scored 23 points for Mizzou as a freshman against Southwest Texas State in 1979.

### GARFIELD HEIGHTS HIGH SCHOOL:

- Averaged 19.0 points and 5.0 rebounds per game as a senior for Garfield Heights in 2015-16, leading head coach Sonny Johnson's squad to a strong 23-5 record and a second consecutive Ohio Division I State Semifinals appearance.
- Played alongside fellow Mizzou freshman Willie Jackson, who were both named to the Associated Press' Division I All-Ohio First Team to close their senior seasons.
- Honored to *cleveland.com*'s boys basketball All-Star team for his efforts following the 2015-16 season.
- Scored 20-or-more points on five separate occasions as a senior, including an impressive 20-point outing in Garfield's double-overtime win over Shaw that earned the school the regional crown.
- Ranked as highly as the 11th-best high school prospect in the state of Ohio during his senior season, according to *247sports.com*.
- Previously signed a national letter of intent to Louisville before asking for his release, while also considering interest from Miami (Fla.), Texas A&M, VCU, Wichita State and Wisconsin, among others, at the time.

### PERSONAL:

- Son of Shondra and Terry Hughes, and born on Nov. 11, 1997.
- Was sold on Mizzou during the recruiting process thanks to a strong connection with the coaching staff and feeling a sense of family within the program.

**NCAA APPEARANCES: '44, '76, '78, '80, '81, '82, '83, '86, '87, '88, '89, '90, '92, '93, '95, '99, '00, '01, '02, '03, '09, '10, '11, '12, '13**

# JAKOBY KEMP

## FR | F | 6-9 | 215

Layton, Utah // Layton HS

## KEMP CAREER STATS

| SEASON | G-GS | MIN | MPG | FG-A | FG% | 3FG-A | 3FG% | FT-A | FT% | OFF | DEF | REB | AVG. | AST / TO | BS / S | TP | AVG. |
|---|---|---|---|---|---|---|---|---|---|---|---|---|---|---|---|---|---|
| 2016-17 | | | | | | | | | | | | | | | | | |
| TOTAL | | | | | | | | | | | | | | | | | |

## KEMP 2016-17 GAME-BY-GAME

| Opponent | Date | GS | Min | FG | FGA | Pct | 3FG | FGA | Pct | FT | FTA | Pct | Off | Def | Tot | Avg | PF | FO | A | TO | Blk | Stl | Pts | Avg |
|---|---|---|---|---|---|---|---|---|---|---|---|---|---|---|---|---|---|---|---|---|---|---|---|---|
| ALABAMA A&M | 11-13-16 | DNP - Coach's Decision | | | | | | | | | | | | | | | | | | | | | | |
| vs Xavier | 11-17-16 | DNP - Coach's Decision | | | | | | | | | | | | | | | | | | | | | | |
| vs Davidson | 11-18-16 | DNP - Coach's Decision | | | | | | | | | | | | | | | | | | | | | | |
| vs Tulane | 11-20-16 | DNP - Coach's Decision | | | | | | | | | | | | | | | | | | | | | | |
| NW STATE | 11-26-16 | DNP - Coach's Decision | | | | | | | | | | | | | | | | | | | | | | |
| N.C. Central | 11-28-16 | DNP - Coach's Decision | | | | | | | | | | | | | | | | | | | | | | |
| Western Kentucky | 12-3-16 | DNP - Coach's Decision | | | | | | | | | | | | | | | | | | | | | | |
| Miami (Ohio) | 12-6-16 | DNP - Coach's Decision | | | | | | | | | | | | | | | | | | | | | | |
| Arizona | 12-10-16 | DNP - Coach's Decision | | | | | | | | | | | | | | | | | | | | | | |
| Eastern Illinois | 12-17-16 | DNP - Coach's Decision | | | | | | | | | | | | | | | | | | | | | | |
| vs. Illinois | 12-21-16 | DNP - Coach's Decision | | | | | | | | | | | | | | | | | | | | | | |
| Lipscomb | 12-29-16 | DNP - Coach's Decision | | | | | | | | | | | | | | | | | | | | | | |
| LSU * | 1-4-17 | DNP - Coach's Decision | | | | | | | | | | | | | | | | | | | | | | |
| at Georgia * | 1-7-17 | DNP - Coach's Decision | | | | | | | | | | | | | | | | | | | | | | |
| Auburn * | 1-10-17 | DNP - Coach's Decision | | | | | | | | | | | | | | | | | | | | | | |
| at Arkansas * | 1-14-17 | DNP - Coach's Decision | | | | | | | | | | | | | | | | | | | | | | |
| at Alabama * | 1-18-17 | DNP - Coach's Decision | | | | | | | | | | | | | | | | | | | | | | |
| Ole Miss * | 1-21-17 | DNP - Coach's Decision | | | | | | | | | | | | | | | | | | | | | | |
| at Miss. State * | 1-25-17 | DNP - Coach's Decision | | | | | | | | | | | | | | | | | | | | | | |
| S. Carolina * | 1-28-17 | DNP - Coach's Decision | | | | | | | | | | | | | | | | | | | | | | |
| at Florida * | 2-2-17 | DNP - Coach's Decision | | | | | | | | | | | | | | | | | | | | | | |
| Arkansas * | 2-4-17 | DNP - Coach's Decision | | | | | | | | | | | | | | | | | | | | | | |
| at Texas A&M * | 2-8-17 | DNP - Coach's Decision | | | | | | | | | | | | | | | | | | | | | | |
| Vanderbilt * | 2-11-17 | | | | | | | | | | | | | | | | | | | | | | | |
| Alabama * | 2-15-17 | | | | | | | | | | | | | | | | | | | | | | | |
| at Tennessee * | 2-18-17 | | | | | | | | | | | | | | | | | | | | | | | |
| Kentucky * | 2-21-17 | | | | | | | | | | | | | | | | | | | | | | | |
| at Ole Miss * | 2-25-17 | | | | | | | | | | | | | | | | | | | | | | | |
| Texas A&M * | 2-28-17 | | | | | | | | | | | | | | | | | | | | | | | |
| at Auburn * | 3-4-17 | | | | | | | | | | | | | | | | | | | | | | | |

## #4 AT A GLANCE

| Games Where #4... | 2016-17 |
|---|---|
| Scored 5+ points | - |
| Scored 10+ points | - |
| Scored 15+ points | - |
| Hit 2+ 3-pointers | - |
| Recorded 3+ rebounds | - |
| Recorded 5+ rebounds | - |
| Dished 3+ assists | - |
| Dished 5+ assists | - |
| Recorded 3+ steals | - |
| Played 20+ minutes | - |
| Played 30+ minutes | - |

**#4 Game & Career Highs...**

| 2016-17 | | Career |
|---|---|---|
| - | | - |
| - | PTS | - |
| - | | - |
| - | FGM | - |
| - | | - |
| - | FGA | - |
| - | | - |
| - | 3PTM | - |
| - | | - |
| - | 3PTA | - |
| - | | - |
| - | FTM | - |
| - | | - |
| - | FTA | - |
| - | | - |
| - | REB | - |
| - | | - |
| - | AST | - |
| - | | - |
| - | BLKS | - |
| - | | - |
| - | STLS | - |
| - | | - |
| - | MIN | - |

### LAYTON HIGH SCHOOL:

- Averaged 12.6 points and 6.6 rebounds per game while helping power Layton to the Utah Class 5A State Championship semifinals as a senior in 2015-16.
- Substantial growth spurt leading up to his final season for Layton head coach Kelby Miller, evolving from a wing player into an all-state honorable mention forward to close his career.
- Helped the Lancers to their first state title since 1988 as a junior in 2014-15, chipping in 11 points in the championship game of Utah's largest high school division.
- Layton and Kemp overcame a 13-point second-half deficit to edge Brighton High School, 48-46, to take the crown.
- Blossomed as a senior forward, nearly doubling his scoring average from his junior season (6.9 points per game).
- Selected to play in the Utah High School Basketball Coaches Association's Senior All-Star Game at the conclusion of his final Layton season.
- Also earned all-state honorable mention from *The Deseret News*.
- Drew heavy interest from other programs throughout the summer of 2016, including LSU, Georgia Tech, Memphis, TCU and Southern Miss.

### PERSONAL:

- Born on Sept. 22, 1997.
- Given first name is "Kedric", but chooses to go by his middle name, "Jakoby".
- Older brother, Marcus Kemp, is a senior wide receiver at Hawaii.
- Mother, Karen Martin, and step father, Derrick Martin, reside in Layton.
- Chose Mizzou due to his immediate connection with the Mizzou coaching staff, the reputation of the Southeastern Conference and his desire to help build the Tigers basketball program.

**NCAA APPEARANCES: '44, '76, '78, '80, '81, '82, '83, '86, '87, '88, '89, '90, '92, '93, '95, '99, '00, '01, '02, '03, '09, '10, '11, '12, '13**

# 5

# MITCHELL SMITH

## FR | F | 6-10 | 210

Van Buren, Ark. // Van Buren HS

## SMITH CAREER STATS

| SEASON | G-GS | MIN | MPG | FG-A | FG% | 3FG-A | 3FG% | FT-A | FT% | OFF | DEF | REB | AVG. | AST / TO | BS / S | TP | AVG. |
|---|---|---|---|---|---|---|---|---|---|---|---|---|---|---|---|---|---|
| 2016-17 | 11-0 | 83 | 7.5 | 10-17 | .588 | 0-0 | .000 | 6-14 | .429 | 3 | 16 | 19 | 1.7 | 2 / 7 | 4 / 3 | 26 | 2.4 |
| **TOTAL** | **11-0** | **83** | **7.5** | **10-17** | **.588** | **0-0** | **.000** | **6-14** | **.429** | **3** | **16** | **19** | **1.7** | **2 / 7** | **4 / 3** | **26** | **2.4** |

## SMITH 2016-17 GAME-BY-GAME

| Opponent | Date | GS | Min | FG | FGA | Pct | 3FG | FGA | Pct | FT | FTA | Pct | Off | Def | Tot | Avg | PF | FO | A | TO | Blk | Stl | Pts | Avg |
|---|---|---|---|---|---|---|---|---|---|---|---|---|---|---|---|---|---|---|---|---|---|---|---|---|
| ALABAMA A&M | 11-13-16 | | 13 | 3 | 4 | .750 | 0 | 0 | .000 | 1 | 3 | .333 | 1 | 4 | 5 | 5.0 | 2 | 0 | 0 | 1 | 1 | 0 | 7 | 7.0 |
| vs Xavier | 11-17-16 | | 2 | 0 | 0 | .000 | 0 | 0 | .000 | 0 | 2 | .000 | 1 | 0 | 1 | 3.0 | 1 | 0 | 0 | 0 | 0 | 0 | 0 | 3.5 |
| vs. Davidson | 11-18-16 | | DNP - Coach's Decision | | | | | | | | | | | | | | | | | | | | | |
| vs. Tulane | 11-20-16 | | DNP - Coach's Decision | | | | | | | | | | | | | | | | | | | | | |
| NW STATE | 11-26-16 | | 8 | 3 | 3 | 1.000 | 0 | 0 | .000 | 0 | 0 | .000 | 0 | 2 | 2 | 2.7 | 2 | 0 | 0 | 2 | 1 | 0 | 6 | 4.3 |
| NC CENTRAL | 11-28-16 | | 8 | 0 | 1 | .000 | 0 | 0 | .000 | 2 | 2 | 1.000 | 0 | 0 | 0 | 2.0 | 2 | 0 | 1 | 0 | 0 | 0 | 2 | 3.8 |
| WESTERN KENTUCKY | 12-3-16 | | 12 | 0 | 1 | .000 | 0 | 0 | .000 | 0 | 1 | .000 | 0 | 3 | 3 | 2.2 | 2 | 0 | 0 | 0 | 0 | 1 | 0 | 3.0 |
| MIAMI (OHIO) | 12-6-16 | | 10 | 1 | 2 | .500 | 0 | 0 | .000 | 2 | 2 | 1.000 | 0 | 2 | 2 | 2.2 | 3 | 0 | 0 | 0 | 1 | 1 | 4 | 3.2 |
| ARIZONA | 12-10-16 | | 15 | 2 | 3 | .667 | 0 | 0 | .000 | 1 | 2 | .500 | 0 | 2 | 2 | 2.1 | 1 | 0 | 0 | 0 | 1 | 0 | 5 | 3.4 |
| EASTERN ILLINOIS | 12-17-16 | | 4 | 0 | 0 | .000 | 0 | 0 | .000 | 0 | 0 | .000 | 0 | 0 | 0 | 1.9 | 0 | 0 | 0 | 0 | 0 | 0 | 0 | 3.0 |
| vs Illinois | 12-21-16 | | 1 | 0 | 0 | .000 | 0 | 0 | .000 | 0 | 0 | .000 | 0 | 0 | 0 | 1.7 | 2 | 0 | 0 | 1 | 0 | 0 | 0 | 2.7 |
| LIPSCOMB | 12-29-16 | | 6 | 1 | 2 | .500 | 0 | 0 | .000 | 0 | 0 | .000 | 0 | 2 | 2 | 1.7 | 1 | 0 | 1 | 1 | 0 | 1 | 2 | 2.6 |
| LSU * | 1-4-17 | | 4 | 0 | 1 | .000 | 0 | 0 | .000 | 0 | 2 | .000 | 1 | 1 | 2 | 1.7 | 0 | 0 | 0 | 2 | 0 | 0 | 0 | 2.4 |
| at Georgia * | 1-7-17 | | DNP - Injury | | | | | | | | | | | | | | | | | | | | | |
| Auburn * | 1-10-17 | | DNP - Injury | | | | | | | | | | | | | | | | | | | | | |
| at Arkansas * | 1-14-17 | | DNP - Injury | | | | | | | | | | | | | | | | | | | | | |
| at Alabama * | 1-18-17 | | DNP - Injury | | | | | | | | | | | | | | | | | | | | | |
| Ole Miss * | 1-21-17 | | DNP - Injury | | | | | | | | | | | | | | | | | | | | | |
| at Miss. State * | 1-25-17 | | DNP - Injury | | | | | | | | | | | | | | | | | | | | | |
| S. Carolina * | 1-28-17 | | DNP - Injury | | | | | | | | | | | | | | | | | | | | | |
| at Florida * | 2-2-17 | | DNP - Injury | | | | | | | | | | | | | | | | | | | | | |
| Arkansas * | 2-4-17 | | DNP - Injury | | | | | | | | | | | | | | | | | | | | | |
| at Texas A&M * | 2-8-17 | | DNP - Injury | | | | | | | | | | | | | | | | | | | | | |
| Vanderbilt * | 2-11-17 | | | | | | | | | | | | | | | | | | | | | | | |
| Alabama * | 2-15-17 | | | | | | | | | | | | | | | | | | | | | | | |
| at Tennessee * | 2-18-17 | | | | | | | | | | | | | | | | | | | | | | | |
| Kentucky * | 2-21-17 | | | | | | | | | | | | | | | | | | | | | | | |
| at Ole Miss * | 2-25-17 | | | | | | | | | | | | | | | | | | | | | | | |
| Texas A&M * | 2-28-17 | | | | | | | | | | | | | | | | | | | | | | | |
| at Auburn * | 3-4-17 | | | | | | | | | | | | | | | | | | | | | | | |

## #5 AT A GLANCE

| Games Where #5.. | 2016-17 |
|---|---|
| Scored 5+ points | 2 |
| Scored 10+ points | - |
| Hit 2+ FGs | 3 |
| Recorded 3+ rebounds | 2 |
| Recorded 5+ rebounds | 1 |
| Recorded 2+ blocks | - |
| Played 10+ minutes | 4 |

**#5 Game & Career Highs...**

| 2016-17 | | Career |
|---|---|---|
| 7, vs. Alabama A&M | | - |
| 11-13-16 | **PTS** | - |
| 3, twice | | - |
| 11-13-16 | **FGM** | - |
| 4, vs. Alabama A&M | | - |
| 11-13-16 | **FGA** | - |
| - | | - |
| - | **3PTM** | - |
| - | | - |
| - | **3PTA** | - |
| 2, twice | | - |
| - | **FTM** | - |
| 3, vs. Alabama A&M | | - |
| 11-13-16 | **FTA** | - |
| 5, vs. Alabama A&M | | - |
| 11-13-16 | **REB** | - |
| 1, twice | | - |
| - | **AST** | - |
| 1, 4 times | | - |
| | **BLKS** | - |
| | | - |
| - | **STLS** | - |
| 15, vs. Arizona | | - |
| 12-10-16 | **MIN** | - |

### 2016-17 (FRESHMAN):

- Sidelined for the remainder of the 2016-17 season after suffering a knee injury vs. LSU (Jan. 4).
- Season-high minutes vs. No. 20 Arizona (Dec. 10) to that point in the season, playing 15 minutes off the bench with five points and two rebounds.
- Seven points (3-of-4 FG, 1-of-3 FT) in his collegiate debut vs. Alabama A&M (Nov. 13), playing 13 minutes off the bench.

### VAN BUREN HIGH SCHOOL:

- Averaged 19.2 points and 9.9 rebounds per game for Van Buren High School and head coach Randy Loyd as a senior in 2015-16.
- Broke Van Buren's career scoring record halfway through his senior season, reaching 1,359 points and surpassing a 35-year old record.
- Set career marks at Van Buren in several categories, including points (1,559), rebounds (865), blocks (163) and double-doubles (36).
- Led the Pointers to back-to-back Arkansas Class 7A State Championship semifinal appearances, as well as consecutive outright conference championships.
- Earned Arkansas Player of the Year Recognition from the *Southwest Times* following his standout senior campaign.

### PERSONAL:

- Grew up focusing on baseball, but switched to basketball exclusively heading into high school as a 6-7 freshman-to-be.
- Enjoyed the connection he made with the Mizzou coaching staff during the recruiting process.
- Son of Selvin Smith and born on Oct. 28, 1997.

# 10

# BRETT RAU

## JR | G | 6-4 | 170

Burlington, Ill. // Burlington Central HS // Elgin Community College (Ill.)

### RAU CAREER STATS

| SEASON | G-GS | MIN | MPG | FG-A | FG% | 3FG-A | 3FG% | FT-A | FT% | OFF | DEF | REB | AVG. | AST / TO | BS / S | TP | AVG. |
|---|---|---|---|---|---|---|---|---|---|---|---|---|---|---|---|---|---|
| 2016-17 | 4-0 | 6 | 1.5 | 0-1 | .000 | 0-0 | .000 | 0-0 | .000 | 2 | 0 | 2 | 0.5 | 0 / 1 | 0 / 1 | 0 | 0.0 |
| **TOTAL** | **4-0** | **6** | **1.5** | **0-1** | **.000** | **0-0** | **.000** | **0-0** | **.000** | **2** | **0** | **2** | **0.5** | **0 / 1** | **0 / 1** | **0** | **0.0** |

## #10 AT A GLANCE

| Games Where #10... | 2016-17 |
|---|---|
| Scored 5+ points | - |
| Scored 10+ points | - |
| Scored 15+ points | - |
| Hit 2+ 3-pointers | - |
| Recorded 3+ rebounds | - |
| Recorded 5+ rebounds | - |
| Dished 3+ assists | - |
| Dished 5+ assists | - |
| Recorded 3+ steals | - |
| Played 20+ minutes | - |
| Played 30+ minutes | - |

**#10 Game & Career Highs...**

| 2016-17 | | Career |
|---|---|---|
| - | | - |
| - | **PTS** | - |
| - | | - |
| - | **FGM** | - |
| 1, at Florida | | - |
| 2-2-17 | **FGA** | - |
| - | | - |
| - | **3PTM** | - |
| - | | - |
| - | **3PTA** | - |
| - | | - |
| - | **FTM** | - |
| - | | - |
| - | **FTA** | - |
| 1, Twice | | - |
| - | **REB** | - |
| - | | - |
| - | **AST** | - |
| - | | - |
| - | **BLKS** | - |
| 1, at Florida | | - |
| 2-2-17 | **STLS** | - |
| 2, twice | | - |
| | **MIN** | - |

## RAU 2016-17 GAME-BY-GAME

| Opponent | Date | GS | Min | FG | FGA | Pct | 3FG | FGA | Pct | FT | FTA | Pct | Off | Def | Tot | Avg | PF | FO | A | TO | Blk | Stl | Pts | Avg |
|---|---|---|---|---|---|---|---|---|---|---|---|---|---|---|---|---|---|---|---|---|---|---|---|---|
| ALABAMA A&M | 11-13-16 | | 2 | 0 | 0 | .000 | 0 | 0 | .000 | 0 | 0 | .000 | 0 | 0 | 0 | 0.0 | 0 | 0 | 0 | 1 | 0 | 0 | 0 | 0.0 |
| vs. Xavier | 11-17-16 | | DNP - Coach's Decision | | | | | | | | | | | | | | | | | | | | | |
| vs. Davidson | 11-18-16 | | DNP - Coach's Decision | | | | | | | | | | | | | | | | | | | | | |
| vs. Tulane | 11-20-16 | | DNP - Coach's Decision | | | | | | | | | | | | | | | | | | | | | |
| NW STATE | 11-26-16 | | 2 | 0 | 0 | .000 | 0 | 0 | .000 | 0 | 0 | .000 | 0 | 0 | 0 | 0.0 | 0 | 0 | 0 | 0 | 0 | 0 | 0 | 0.0 |
| N.C. Central | 11-28-16 | | DNP - Coach's Decision | | | | | | | | | | | | | | | | | | | | | |
| Western Kentucky | 12-3-16 | | DNP - Coach's Decision | | | | | | | | | | | | | | | | | | | | | |
| MIAMI (OHIO) | 12-6-16 | | 1 | 0 | 0 | .000 | 0 | 0 | .000 | 0 | 0 | .000 | 1 | 0 | 1 | 0.3 | 0 | 0 | 0 | 0 | 0 | 0 | 0 | 0.0 |
| Arizona | 12-10-16 | | DNP - Coach's Decision | | | | | | | | | | | | | | | | | | | | | |
| Eastern Illinois | 12-17-16 | | DNP - Coach's Decision | | | | | | | | | | | | | | | | | | | | | |
| vs. Illinois | 12-21-16 | | DNP - Coach's Decision | | | | | | | | | | | | | | | | | | | | | |
| Lipscomb | 12-29-16 | | DNP - Coach's Decision | | | | | | | | | | | | | | | | | | | | | |
| LSU * | 1-4-17 | | DNP - Coach's Decision | | | | | | | | | | | | | | | | | | | | | |
| at Georgia * | 1-7-17 | | DNP - Coach's Decision | | | | | | | | | | | | | | | | | | | | | |
| Auburn * | 1-10-17 | | DNP - Coach's Decision | | | | | | | | | | | | | | | | | | | | | |
| at Arkansas * | 1-14-17 | | DNP - Coach's Decision | | | | | | | | | | | | | | | | | | | | | |
| at Alabama * | 1-18-17 | | DNP - Coach's Decision | | | | | | | | | | | | | | | | | | | | | |
| Ole Miss * | 1-21-17 | | DNP - Coach's Decision | | | | | | | | | | | | | | | | | | | | | |
| at Miss. State * | 1-25-17 | | DNP - Coach's Decision | | | | | | | | | | | | | | | | | | | | | |
| S. Carolina * | 1-28-17 | | DNP - Coach's Decision | | | | | | | | | | | | | | | | | | | | | |
| at Florida* | 2-2-17 | | 1 | 0 | 1 | .000 | 0 | 0 | .000 | 0 | 0 | .000 | 1 | 0 | 1 | 0.5 | 0 | 0 | 0 | 0 | 0 | 1 | 0 | 0.0 |
| Arkansas * | 2-4-17 | | DNP - Coach's Decision | | | | | | | | | | | | | | | | | | | | | |
| at Texas A&M * | 2-8-17 | | DNP - Coach's Decision | | | | | | | | | | | | | | | | | | | | | |
| Vanderbilt * | 2-11-17 | | | | | | | | | | | | | | | | | | | | | | | |
| Alabama * | 2-15-17 | | | | | | | | | | | | | | | | | | | | | | | |
| at Tennessee * | 2-18-17 | | | | | | | | | | | | | | | | | | | | | | | |
| Kentucky * | 2-21-17 | | | | | | | | | | | | | | | | | | | | | | | |
| at Ole Miss * | 2-25-17 | | | | | | | | | | | | | | | | | | | | | | | |
| Texas A&M * | 2-28-17 | | | | | | | | | | | | | | | | | | | | | | | |
| at Auburn * | 3-4-17 | | | | | | | | | | | | | | | | | | | | | | | |

### ELGIN COMMUNITY COLLEGE:

- Earned Second Team NJCAA All-America recognition as a sophomore at Elgin Community College (NJCAA Div. II) during the 2015-16 season.
- Averaged 15.5 points, 5.2 rebounds and 2.9 assists per game while leading head coach Reed Nosbisch's Spartans to a 20-11 record and Skyway Conference championship.
- Efficient from the floor, hitting on 44.9 percent of his overall field goals attempts (172-of-383) and 35.8 percent of his three-point tries (29-of-81).
- Averaged a strong 19.6 points per game for Elgin in the final five-game stretch of his junior college career.
- Surged as a sophomore at Elgin after posting 4.0 points and 2.3 rebounds per game as a freshman in 2014-15.
- Took Mizzou coaching staff up on opportunity to join squad as a preferred walk-on over a handful of Division II scholarship offers.

### BURLINGTON CENTRAL HIGH SCHOOL:

- Helped lead Burlington Central High School to an 18-9 record as a senior in 2013-14.
- Also played soccer for Burlington Central, taking the pitch at goalkeeper.
- Once scored eight goals on his own during a high school soccer match.

### PERSONAL:

- Son of Dawn Rau and Dave Prose, and born on July 24, 1996.

**NCAA APPEARANCES: '44, '76, '78, '80, '81, '82, '83, '86, '87, '88, '89, '90, '92, '93, '95, '99, '00, '01, '02, '03, '09, '10, '11, '12, '13**

# 11

# K.J. WALTON

## SO | G | 6-3 | 200

Indianapolis, Ind. // Brownsburg HS

## WALTON CAREER STATS

| SEASON | G-GS | MIN | MPG | FG-A | FG% | 3FG-A | 3FG% | FT-A | FT% | OFF | DEF | REB | AVG. | AST / TO | BS / S | TP | AVG. |
|---|---|---|---|---|---|---|---|---|---|---|---|---|---|---|---|---|---|
| 2015-16 | 31-7 | 427 | 13.8 | 50-115 | .435 | 11-30 | .367 | 54-78 | .692 | 24 | 34 | 58 | 1.9 | 27 / 23 | 2 / 14 | 165 | 5.3 |
| 2016-17 | 23-11 | 437 | 19.0 | 56-133 | .421 | 3-17 | .176 | 58-89 | .652 | 31 | 46 | 77 | 3.3 | 23 / 28 | 0 / 27 | 173 | 7.5 |
| **TOTAL** | **54-18** | **864** | **16.0** | **106-248** | **.427** | **14-47** | **.298** | **112-167** | **.671** | **55** | **80** | **135** | **2.5** | **50 / 51** | **2 / 41** | **338** | **6.3** |

## #11 AT A GLANCE

| Games Where #11.. | 2016-17 | Career |
|---|---|---|
| Scored 5+ points | 15 | 31 |
| Scored 10+ points | 8 | 17 |
| Scored 15+ points | 3 | 3 |
| Hit 5+ FGs | 4 | 4 |
| Hit 2+ 3-pointers | - | 3 |
| Hit 5+ free throws | 4 | 7 |
| Multiple assists | 9 | 13 |
| Dished 3+ assists | - | 3 |
| Multiple steals | 8 | 11 |
| Played 20+ minutes | 9 | 14 |
| Played 30+ minutes | 1 | 3 |

**#11 Game & Career Highs...**

| 2016-17 | | Career |
|---|---|---|
| 20, vs. Tulane | | 20, vs. Tulane |
| 11-20-16 | **PTS** | 11-20-16 |
| 6, 3 times | | 6, 3 times |
| | **FGM** | |
| 12, at Texas A&M | | 12, at Texas A&M |
| 2-10-17 | **FGA** | 2-10-17 |
| 1, 3 times | | 3, at LSU |
| - | **3PTM** | 3-1-16 |
| 3, vs. Arkansas | | 4, Florida |
| 2-4-17 | **3PTA** | 3-5-16 |
| 8, vs. Tulane | | 9, UMES |
| 11-20-16 | **FTM** | 11-15-15 |
| 9, Twice | | 10, UMES |
| | **FTA** | 11-15-15 |
| 13, vs. Auburn | | 13, vs. Auburn |
| 1-10-17 | **REB** | 1-10-17 |
| 2, 7 times | | 4, at Ole Miss |
| | **AST** | 2-23-16 |
| - | | 1, Twice |
| - | **BLKS** | |
| 4, vs. NW State | | 4, vs. NW State |
| 11-26-16 | **STLS** | 11-26-16 |
| 30, vs. South Carolina | | 31, at Ole Miss |
| 1-28-17 | **MIN** | 2-23-16 |

## WALTON 2015-16 GAME-BY-GAME

| Opponent | Date | GS | Min | FG | FGA | Pct | 3FG | FGA | Pct | FT | FTA | Pct | Off | Def | Tot | Avg | PF | FO | A | TO | Blk | Stl | Pts | Avg |
|---|---|---|---|---|---|---|---|---|---|---|---|---|---|---|---|---|---|---|---|---|---|---|---|---|
| ALABAMA A&M | 11-13-16 | | 18 | 4 | 6 | .667 | 0 | 0 | .000 | 1 | 2 | .500 | 1 | 1 | 2 | 2.0 | 2 | 0 | 2 | 1 | 0 | 2 | 9 | 9.0 |
| vs Xavier | 11-17-16 | | 8 | 0 | 0 | .000 | 0 | 0 | .000 | 0 | 0 | .000 | 0 | 0 | 0 | 1.0 | 2 | 0 | 0 | 1 | 0 | 0 | 0 | 4.5 |
| vs Davidson | 11-18-16 | | 17 | 2 | 6 | .333 | 0 | 1 | .000 | 2 | 2 | 1.000 | 3 | 3 | 6 | 2.7 | 2 | 0 | 1 | 2 | 0 | 1 | 6 | 5.0 |
| vs Tulane | 11-20-16 | | 19 | 6 | 8 | .750 | 0 | 1 | .000 | 8 | 9 | .889 | 1 | 3 | 4 | 3.0 | 2 | 0 | 2 | 0 | 0 | 3 | 20 | 8.8 |
| NW STATE | 11-26-16 | | 20 | 6 | 10 | .600 | 0 | 0 | .000 | 7 | 7 | 1.000 | 3 | 1 | 4 | 3.2 | 1 | 0 | 0 | 1 | 0 | 4 | 19 | 10.8 |
| NC CENTRAL | 11-28-16 | | 17 | 0 | 7 | .000 | 0 | 0 | .000 | 1 | 2 | .500 | 4 | 0 | 4 | 3.3 | 3 | 0 | 1 | 1 | 0 | 0 | 1 | 9.2 |
| WESTERN KENTUCKY | 12-3-16 | | 14 | 1 | 4 | .250 | 0 | 1 | .000 | 0 | 2 | .000 | 3 | 2 | 5 | 3.6 | 1 | 0 | 1 | 1 | 0 | 1 | 2 | 8.1 |
| MIAMI (OHIO) | 12-6-16 | | 19 | 1 | 6 | .167 | 0 | 2 | .000 | 0 | 4 | .000 | 1 | 3 | 4 | 3.6 | 0 | 0 | 2 | 1 | 0 | 0 | 2 | 7.4 |
| ARIZONA | 12-10-16 | | 11 | 2 | 3 | .667 | 0 | 0 | .000 | 1 | 3 | .333 | 0 | 1 | 1 | 3.3 | 0 | 0 | 1 | 1 | 0 | 1 | 5 | 7.1 |
| EASTERN ILLINOIS | 12-17-16 | | 14 | 3 | 5 | .600 | 0 | 0 | .000 | 3 | 5 | .600 | 0 | 0 | 0 | 3.0 | 2 | 0 | 0 | 0 | 0 | 2 | 9 | 7.3 |
| vs Illinois | 12-21-16 | | 3 | 0 | 0 | .000 | 0 | 0 | .000 | 0 | 0 | .000 | 0 | 0 | 0 | 2.7 | 0 | 0 | 0 | 0 | 0 | 1 | 0 | 6.6 |
| LIPSCOMB | 12-29-16 | | 15 | 2 | 4 | .500 | 0 | 0 | .000 | 5 | 5 | 1.000 | 2 | 1 | 3 | 2.8 | 1 | 0 | 0 | 1 | 0 | 0 | 9 | 6.8 |
| LSU * | 1-4-17 | * | 28 | 4 | 11 | .364 | 0 | 2 | .000 | 3 | 7 | .429 | 1 | 2 | 3 | 2.8 | 2 | 0 | 2 | 0 | 0 | 0 | 11 | 7.2 |
| at Georgia* | 1-7-17 | * | 28 | 3 | 5 | .600 | 0 | 1 | .000 | 7 | 9 | .778 | 1 | 2 | 3 | 2.8 | 3 | 0 | 1 | 6 | 0 | 2 | 13 | 7.6 |
| AUBURN* | 1-10-17 | * | 29 | 2 | 6 | .333 | 0 | 0 | .000 | 4 | 6 | .667 | 3 | 10 | 13 | 3.5 | 4 | 0 | 2 | 2 | 0 | 3 | 8 | 7.6 |
| at Arkansas* | 1-14-17 | * | 23 | 1 | 4 | .250 | 1 | 2 | .500 | 3 | 6 | .500 | 0 | 4 | 4 | 3.5 | 1 | 0 | 2 | 2 | 0 | 0 | 6 | 7.5 |
| at Alabama* | 1-18-17 | * | 15 | 1 | 4 | .250 | 0 | 1 | .000 | 0 | 0 | .000 | 0 | 1 | 1 | 3.4 | 2 | 0 | 0 | 1 | 0 | 2 | 2 | 7.2 |
| OLE MISS* | 1-21-17 | * | 16 | 0 | 4 | .000 | 0 | 0 | .000 | 0 | 0 | .000 | 0 | 0 | 0 | 3.2 | 0 | 0 | 2 | 0 | 0 | 0 | 0 | 6.8 |
| at Miss. State* | 1-25-17 | * | 13 | 0 | 2 | .000 | 0 | 0 | .000 | 1 | 2 | .500 | 1 | 0 | 1 | 3.1 | 1 | 0 | 1 | 2 | 0 | 0 | 1 | 6.5 |
| S. CAROLINA* | 1-28-17 | * | 30 | 3 | 8 | .375 | 0 | 0 | .000 | 6 | 8 | .750 | 2 | 2 | 4 | 3.1 | 2 | 0 | 1 | 2 | 0 | 1 | 12 | 6.8 |
| at Florida* | 2-2-17 | * | 24 | 4 | 9 | .444 | 1 | 1 | 1.000 | 1 | 3 | .333 | 3 | 1 | 4 | 3.1 | 1 | 0 | 0 | 2 | 0 | 1 | 10 | 6.9 |
| ARKANSAS* | 2-4-17 | * | 25 | 6 | 9 | .667 | 1 | 3 | .333 | 3 | 5 | .600 | 0 | 3 | 3 | 3.1 | 3 | 0 | 0 | 1 | 0 | 2 | 16 | 7.3 |
| at Texas A&M* | 2-8-17 | * | 31 | 5 | 12 | .417 | 0 | 2 | .000 | 2 | 2 | 1.000 | 2 | 6 | 8 | 3.3 | 2 | 0 | 2 | 0 | 0 | 1 | 12 | 7.5 |
| Vanderbilt * | 2-11-17 | | | | | | | | | | | | | | | | | | | | | | | |
| Alabama * | 2-15-17 | | | | | | | | | | | | | | | | | | | | | | | |
| at Tennessee * | 2-18-17 | | | | | | | | | | | | | | | | | | | | | | | |
| Kentucky * | 2-21-17 | | | | | | | | | | | | | | | | | | | | | | | |
| at Ole Miss * | 2-25-17 | | | | | | | | | | | | | | | | | | | | | | | |
| Texas A&M * | 2-28-17 | | | | | | | | | | | | | | | | | | | | | | | |
| at Auburn * | 3-4-17 | | | | | | | | | | | | | | | | | | | | | | | |

### 2016-17 (SOPHOMORE):

- Pulled down eight rebounds, the second-highest total of his career to date, at Texas A&M (Feb. 8), also scoring 12 points.
- 16 points (6-of-9 FG, 1-of-3 3PT, 3-of-5 FT) in the win vs. Arkansas (Feb. 4), matching his career-best in field goal makes with the effort.
- Crashed the glass hard and shattered his previous career-high for rebounds with 13 boards against Auburn (Jan. 10). Never had more than six rebounds before the 13-board output.
- Second-straight game in double figures with his second-straight start, scoring 13 points (3-of-5 FG, 7-of-9 FT) at Georgia (Jan. 7).
- 9 points (2-of-4 FG, 5-of-5 FT) vs. Lipscomb (Dec. 29) for the first time in his career shooting perfectly from the charity stripe with at least five FT attempts.
- Recorded his first back-to-back stretch of double-digit scoring with 20 points vs. Tulane (Nov. 20) and 19 points vs. Northwestern State (Nov. 26), the highest two-game point total of his career.
- Sparked Mizzou's comeback win over Tulane (Nov. 20) with 18 points in the second half.
- Posted a career-high four steals vs. Northwestern State (Nov. 26).

### 2015-16 (FRESHMAN):

- Started seven games while appearing in all 31 contests of his first collegiate campaign, averaging 5.3 points and 1.9 rebounds per game.
- Driving ability was apparent during his initial season wearing the Black & Gold, as he compiled the fourth-most free throw attempts on the squad (78) while ranking ninth in minutes played (427, 13.8 per game).
- Highest free throw rate (67.8) for Mizzou during the 2015-16 season, the measure of a player's ability to get the charity stripe relative to how often he attempts to score.
- Nine games scoring in double digits with a season-best 11 points reached three times, including twice in Mizzou's final four games.
- Earned the start in his collegiate debut vs. Wofford (Nov. 13), scoring 6 points (3-of-5 FG) in the 83-74 win.

### HIGH SCHOOL:

- Averaged 19.7 points, 5.0 rebounds and 1.9 steals per game for Brownsburg High School as a senior.
- Shot an impressive 44.0 percent from the floor in his final high school season.
- Captured back-to-back sectional titles at Brownsburg as the team's leading scorer, fueling the Bulldogs to a 21-7 record as a senior.
- Named an *Indy Star* Indiana All-Star at the conclusion of his final high school campaign.
- Rated a four-star prospect and ranked as the 103rd best basketball recruit in the nation by *Rivals.com*.
- Chose Mizzou over Cincinnati and Xavier.

### PERSONAL:

- Son of Kenneth and Michelle Walton.
- Father, Kenneth, played basketball at Nebraska from 1981-83.
- Born on July 20, 1996, in Indianapolis, Ind.
- Enjoys watching 'Fresh Prince of Bel-Air' in his spare time.
- Favorite sports movie is Remember the Titans.
- Favorite professional athlete to follow is Carmelo Anthony.
- Would like to pursue a career in basketball.

**NCAA APPEARANCES: '44, '76, '78, '80, '81, '82, '83, '86, '87, '88, '89, '90, '92, '93, '95, '99, '00, '01, '02, '03, '09, '10, '11, '12, '13**

# 13

# TREVOR GLASSMAN

## R- JR | G | 6-3 | 205

Bedford, N.H. // New Hampton School // Manhattan*

### GLASSMAN CAREER STATS

| SEASON | G-GS | MIN | MPG | FG-A | FG% | 3FG-A | 3FG% | FT-A | FT% | OFF | DEF | REB | AVG. | AST / TO | BS / S | TP | AVG. |
|---|---|---|---|---|---|---|---|---|---|---|---|---|---|---|---|---|---|
| 2013-14* | 4 -0 | 3 | 0.8 | 0-3 | .000 | 0-2 | .000 | 0-0 | .000 | 0 | 0 | 0 | 0.0 | 0 / 0 | 0 / 0 | 0 | 0.0 |
| 2014-15* | 11-2 | 26 | 2.4 | 2-11 | .182 | 2-11 | .182 | 1-2 | .500 | 1 | 0 | 1 | 0.1 | 0 / 2 | 0 / 0 | 7 | 0.6 |
| 2016-17 | 4-0 | 8 | 2.0 | 0-2 | .000 | 0-2 | .000 | 0-0 | .000 | 0 | 2 | 2 | 0.5 | 1 / 2 | 0 / 1 | 0 | 0.0 |
| **TOTAL** | **19-2** | **37** | **1.9** | **2-16** | **.125** | **2-14** | **.133** | **1-2** | **.500** | **1** | **2** | **3** | **0.2** | **1 / 4** | **0 / 1** | **7** | **0.5** |

## #13 AT A GLANCE

| Games Where #13... | 2016-17 |
|---|---|
| Scored 5+ points | - |
| Scored 10+ points | - |
| Scored 15+ points | - |
| Hit 2+ 3-pointers | - |
| Recorded 3+ rebounds | - |
| Recorded 5+ rebounds | - |
| Dished 3+ assists | - |
| Dished 5+ assists | - |
| Recorded 3+ steals | - |
| Played 20+ minutes | - |
| Played 30+ minutes | - |

**#13 Game & Career Highs...**

| 2016-17 | | Career |
|---|---|---|
| - | | - |
| - | **PTS** | - |
| - | | - |
| - | **FGM** | - |
| 1, twice | | - |
| - | **FGA** | - |
| - | | - |
| - | **3PTM** | - |
| 1, twice | | - |
| - | **3PTA** | - |
| - | | - |
| - | **FTM** | - |
| - | | - |
| - | **FTA** | - |
| 1, vs. Alabama A&M | | - |
| 11-13-16 | **REB** | - |
| 1, vs. Alabama A&M | | - |
| 11-13-16 | **AST** | - |
| - | | - |
| - | **BLKS** | - |
| 1, at Florida | | - |
| 2-2-17 | **STLS** | - |
| 3, vs. Miami (OH) | | - |
| 12-6-16 | **MIN** | - |

## GLASSMAN 2016-17 GAME-BY-GAME

| Opponent | Date | GS | Min | FG | FGA | Pct | 3FG | FGA | Pct | FT | FTA | Pct | Off | Def | Tot | Avg | PF | FO | A | TO | Blk | Stl | Pts | Avg |
|---|---|---|---|---|---|---|---|---|---|---|---|---|---|---|---|---|---|---|---|---|---|---|---|---|
| ALABAMA A&M | 11-13-16 | | 2 | 0 | 0 | .000 | 0 | 0 | .000 | 0 | 0 | .000 | 0 | 1 | 1 | 1.0 | 0 | 0 | 1 | 1 | 0 | 0 | 0 | 0.0 |
| vs. Xavier | 11-17-16 | | DNP - Coach's Decision | | | | | | | | | | | | | | | | | | | | | |
| vs. Davidson | 11-18-16 | | DNP - Coach's Decision | | | | | | | | | | | | | | | | | | | | | |
| vs. Tulane | 11-20-16 | | DNP - Coach's Decision | | | | | | | | | | | | | | | | | | | | | |
| NW STATE | 11-26-16 | | 2 | 0 | 1 | .000 | 0 | 1 | .000 | 0 | 0 | .000 | 0 | 0 | 0 | 0.5 | 1 | 0 | 0 | 1 | 0 | 0 | 0 | 0.0 |
| N.C. Central | 11-28-16 | | DNP - Coach's Decision | | | | | | | | | | | | | | | | | | | | | |
| Western Kentucky | 12-3-16 | | DNP - Coach's Decision | | | | | | | | | | | | | | | | | | | | | |
| MIAMI (OHIO) | 12-6-16 | | 3 | 0 | 1 | .000 | 0 | 1 | .000 | 0 | 0 | .000 | 0 | 0 | 0 | 0.3 | 0 | 0 | 0 | 0 | 0 | 0 | 0 | 0.0 |
| Arizona | 12-10-16 | | DNP - Coach's Decision | | | | | | | | | | | | | | | | | | | | | |
| Eastern Illinois | 12-17-16 | | DNP - Coach's Decision | | | | | | | | | | | | | | | | | | | | | |
| vs. Illinois | 12-21-16 | | DNP - Coach's Decision | | | | | | | | | | | | | | | | | | | | | |
| Lipscomb | 12-29-16 | | DNP - Coach's Decision | | | | | | | | | | | | | | | | | | | | | |
| LSU * | 1-4-17 | | DNP - Coach's Decision | | | | | | | | | | | | | | | | | | | | | |
| at Georgia * | 1-7-17 | | DNP - Coach's Decision | | | | | | | | | | | | | | | | | | | | | |
| Auburn * | 1-10-17 | | DNP - Coach's Decision | | | | | | | | | | | | | | | | | | | | | |
| at Arkansas * | 1-14-17 | | DNP - Coach's Decision | | | | | | | | | | | | | | | | | | | | | |
| at Alabama * | 1-18-17 | | DNP - Coach's Decision | | | | | | | | | | | | | | | | | | | | | |
| Ole Miss * | 1-21-17 | | DNP - Coach's Decision | | | | | | | | | | | | | | | | | | | | | |
| at Miss. State * | 1-25-17 | | DNP - Coach's Decision | | | | | | | | | | | | | | | | | | | | | |
| S. Carolina * | 1-28-17 | | DNP - Coach's Decision | | | | | | | | | | | | | | | | | | | | | |
| at Florida* | 2-2-17 | | 1 | 0 | 0 | .000 | 0 | 0 | .000 | 0 | 0 | .000 | 0 | 1 | 1 | 0.5 | 0 | 0 | 0 | 0 | 0 | 1 | 0 | 0.0 |
| Arkansas * | 2-4-17 | | DNP - Coach's Decision | | | | | | | | | | | | | | | | | | | | | |
| at Texas A&M * | 2-8-17 | | DNP - Coach's Decision | | | | | | | | | | | | | | | | | | | | | |
| Vanderbilt * | 2-11-17 | | | | | | | | | | | | | | | | | | | | | | | |
| Alabama * | 2-15-17 | | | | | | | | | | | | | | | | | | | | | | | |
| at Tennessee * | 2-18-17 | | | | | | | | | | | | | | | | | | | | | | | |
| Kentucky * | 2-21-17 | | | | | | | | | | | | | | | | | | | | | | | |
| at Ole Miss * | 2-25-17 | | | | | | | | | | | | | | | | | | | | | | | |
| Texas A&M * | 2-28-17 | | | | | | | | | | | | | | | | | | | | | | | |
| at Auburn * | 3-4-17 | | | | | | | | | | | | | | | | | | | | | | | |

### 2016-17 (REDSHIRT JUNIOR):

- Season-high minutes off the bench vs. Miami (Ohio) on Dec. 6, playing three minutes in the win.

### 2015-16 (REDSHIRT SOPHOMORE):

- Sat out as part of transfer requirements after beginning his career at Manhattan.

### AT MANHATTAN COLLEGE
### 2014-2015 (SOPHOMORE):

- Played in 11 games, making two starts.
- Averaged 0.6 points and 0.1 rebounds per game.
- Knocked down three pointers at George Mason (Nov. 29) and in win over Morgan State (Dec. 20).

### 2013-2014 (FRESHMAN):

- Walked on to the Manhattan team at the beginning of the Spring 2014 semester.
- Played in four games, making his collegiate debut in Manhattan's win over Saint Peter's (Feb. 4).
- Also saw action in a victory against Niagara (Feb. 16).

### HIGH SCHOOL:

- Played three years of basketball at Bedford High School prior to spending a postgraduate year at New Hampton Prep.
- Co-captain at Bedford as a senior while helping lead the Bulldogs to their first state championship game in school history.

### PERSONAL:

- Born on September 18, 1994.
- Son of Stuart Glassman and Marianne Schalk and has two younger brothers, Eric and Matthew.
- Has coached youth basketball.
- Interned for U.S. senator Jeanne Shaheen while in high school.

**NCAA APPEARANCES: '44, '76, '78, '80, '81, '82, '83, '86, '87, '88, '89, '90, '92, '93, '95, '99, '00, '01, '02, '03, '09, '10, '11, '12, '13**

# 14



# REED NIKKO

## FR | F | 6-10 | 250

Maple Grove, Minn. // Maple Grove HS

### NIKKO CAREER STATS

| SEASON | G-GS | MIN | MPG | FG-A | FG% | 3FG-A | 3FG% | FT-A | FT% | OFF | DEF | REB | AVG. | AST / TO | BS / S | TP | AVG. |
|---|---|---|---|---|---|---|---|---|---|---|---|---|---|---|---|---|---|
| 2016-17 | 19-0 | 200 | 10.5 | 21-45 | .467 | 0-0 | .000 | 8-17 | .471 | 17 | 21 | 38 | 2.0 | 7 / 8 | 11 / 5 | 50 | 2.6 |
| **TOTAL** | **19-0** | **200** | **10.5** | **21-45** | **.467** | **0-0** | **.000** | **8-17** | **.471** | **17** | **21** | **38** | **2.0** | **7 / 8** | **11 / 5** | **50** | **2.6** |

## NIKKO 2016-17 GAME-BY-GAME

| Opponent | Date | GS | Min | FG | FGA | Pct | 3FG | FGA | Pct | FT | FTA | Pct | Off | Def | Tot | Avg | PF | FO | A | TO | Blk | Stl | Pts | Avg |
|---|---|---|---|---|---|---|---|---|---|---|---|---|---|---|---|---|---|---|---|---|---|---|---|---|
| ALABAMA A&M | 11-13-16 | | 15 | 2-4 | | .500 | 0-0 | | .000 | 2-2 | | 1.000 | 0 | 4 | 4 | 4.0 | 0 | 0 | 1 | 0 | 0 | 1 | 6 | 6.0 |
| vs Xavier | 11-17-16 | | 11 | 1-2 | | .500 | 0-0 | | .000 | 0-0 | | .000 | 0 | 2 | 2 | 3.0 | 4 | 0 | 1 | 1 | 2 | 0 | 2 | 4.0 |
| vs Davidson | 11-18-16 | | 16 | 5-6 | | .833 | 0-0 | | .000 | 0-1 | | .000 | 0 | 0 | 0 | 2.0 | 3 | 0 | 0 | 1 | 1 | 0 | 10 | 6.0 |
| vs Tulane | 11-20-16 | | 19 | 2-3 | | .667 | 0-0 | | .000 | 1-1 | | 1.000 | 1 | 4 | 5 | 2.8 | 1 | 0 | 1 | 0 | 1 | 0 | 5 | 5.8 |
| NW STATE | 11-26-16 | | 10 | 2-3 | | .667 | 0-0 | | .000 | 0-0 | | .000 | 0 | 1 | 1 | 2.4 | 2 | 0 | 0 | 1 | 0 | 0 | 4 | 5.4 |
| N.C. Central | 11-28-16 | | DNP - Injury | | | | | | | | | | | | | | | | | | | | | |
| Western Kentucky | 12-3-16 | | DNP - Injury | | | | | | | | | | | | | | | | | | | | | |
| Miami (Ohio) | 12-6-16 | | DNP - Injury | | | | | | | | | | | | | | | | | | | | | |
| Arizona | 12-10-16 | | DNP - Injury | | | | | | | | | | | | | | | | | | | | | |
| EASTERN ILLINOIS | 12-17-16 | | 11 | 2-2 | | 1.000 | 0-0 | | .000 | 0-2 | | .000 | 3 | 2 | 5 | 2.8 | 1 | 0 | 0 | 2 | 2 | 1 | 4 | 5.2 |
| vs Illinois | 12-21-16 | | 14 | 0-1 | | .000 | 0-0 | | .000 | 2-2 | | 1.000 | 0 | 2 | 2 | 2.7 | 2 | 0 | 1 | 0 | 1 | 0 | 2 | 4.7 |
| LIPSCOMB | 12-29-16 | | 6 | 1-1 | | 1.000 | 0-0 | | .000 | 0-0 | | .000 | 0 | 1 | 1 | 2.5 | 1 | 0 | 0 | 2 | 2 | 0 | 2 | 4.4 |
| LSU * | 1-4-17 | | 13 | 0-3 | | .000 | 0-0 | | .000 | 0-2 | | .000 | 2 | 0 | 2 | 2.4 | 2 | 0 | 0 | 0 | 1 | 0 | 0 | 3.9 |
| at Georgia* | 1-7-17 | | 6 | 0-0 | | .000 | 0-0 | | .000 | 0-0 | | .000 | 0 | 0 | 0 | 2.2 | 3 | 0 | 0 | 0 | 0 | 1 | 0 | 3.5 |
| AUBURN* | 1-10-17 | | 3 | 1-1 | | 1.000 | 0-0 | | .000 | 0-0 | | .000 | 0 | 1 | 1 | 2.1 | 1 | 0 | 0 | 0 | 0 | 0 | 2 | 3.4 |
| at Arkansas* | 1-14-17 | | 11 | 1-5 | | .200 | 0-0 | | .000 | 0-0 | | .000 | 5 | 1 | 6 | 2.4 | 2 | 0 | 1 | 0 | 0 | 0 | 2 | 3.3 |
| at Alabama* | 1-18-17 | | 10 | 0-3 | | .000 | 0-0 | | .000 | 0-0 | | .000 | 0 | 1 | 1 | 2.3 | 1 | 0 | 0 | 1 | 1 | 1 | 0 | 3.0 |
| OLE MISS* | 1-21-17 | | 6 | 0-0 | | .000 | 0-0 | | .000 | 0-2 | | .000 | 0 | 0 | 0 | 2.1 | 1 | 0 | 0 | 0 | 0 | 0 | 0 | 2.8 |
| at Miss. State* | 1-25-17 | | 11 | 1-3 | | .333 | 0-0 | | .000 | 0-0 | | .000 | 2 | 0 | 2 | 2.1 | 3 | 0 | 0 | 0 | 0 | 0 | 2 | 2.7 |
| S. CAROLINA* | 1-28-17 | | 1 | 0-0 | | .000 | 0-0 | | .000 | 0-0 | | .000 | 0 | 0 | 0 | 2.0 | 1 | 0 | 0 | 0 | 0 | 0 | 0 | 2.6 |
| at Florida* | 2-2-17 | | 17 | 1-3 | | .333 | 0-0 | | .000 | 3-4 | | .750 | 3 | 1 | 4 | 2.1 | 1 | 0 | 1 | 0 | 0 | 1 | 5 | 2.7 |
| ARKANSAS* | 2-4-17 | | 9 | 1-2 | | .500 | 0-0 | | .000 | 0-1 | | .000 | 0 | 1 | 1 | 2.1 | 2 | 0 | 1 | 0 | 0 | 0 | 2 | 2.7 |
| at Texas A&M* | 2-8-17 | | 11 | 1-3 | | .333 | 0-0 | | .000 | 0-0 | | .000 | 1 | 0 | 1 | 2.0 | 1 | 0 | 0 | 0 | 0 | 0 | 2 | 2.6 |
| Vanderbilt * | 2-11-17 | | | | | | | | | | | | | | | | | | | | | | | |
| Alabama * | 2-15-17 | | | | | | | | | | | | | | | | | | | | | | | |
| at Tennessee * | 2-18-17 | | | | | | | | | | | | | | | | | | | | | | | |
| Kentucky * | 2-21-17 | | | | | | | | | | | | | | | | | | | | | | | |
| at Ole Miss * | 2-25-17 | | | | | | | | | | | | | | | | | | | | | | | |
| Texas A&M * | 2-28-17 | | | | | | | | | | | | | | | | | | | | | | | |
| at Auburn * | 3-4-17 | | | | | | | | | | | | | | | | | | | | | | | |

## #14 AT A GLANCE

| Games Where #14.. | 2016-17 |
|---|---|
| Scored 5+ points | 4 |
| Scored 10+ points | 1 |
| Hit 2+ FGs | 5 |
| Hit multiple FTs | 3 |
| Recorded 3+ rebounds | 5 |
| Recorded 5+ rebounds | 3 |
| Recorded 2+ blocks | 3 |
| Played 10+ minutes | 12 |
| Played 20+ minutes | - |

**#14 Game & Career Highs...**

| 2016-17 | | Career |
|---|---|---|
| 10, vs. Davidson | | - |
| 11-18-16 | **PTS** | - |
| 5, vs. Davidson | | - |
| 11-18-16 | **FGM** | - |
| 6, vs. Davidson | | - |
| 11-18-16 | **FGA** | - |
| - | | - |
| - | **3PTM** | - |
| - | | - |
| - | **3PTA** | - |
| 3, at Florida | | - |
| 2-2-17 | **FTM** | - |
| 4, at Florida | - | |
| 2-2-17 | **FTA** | - |
| 6, at Arkansas | | 6, at Arkansas |
| 1-14-17 | **REB** | 1-14-17 |
| 1, 5 times | | - |
| | **AST** | - |
| 2, 3 times | | - |
| - | **BLKS** | - |
| 1, 4 times | - | |
| - | **STLS** | - |
| 19, vs. Tulane | | - |
| 11-20-16 | **MIN** | - |

### 2016-17 (FRESHMAN):

- Two blocks for the third time this season and second time since returning from injury in the game vs. Lipscomb (Dec. 29).
- Posted five rebounds and two blocks (both matched season-highs) against Eastern Illinois after missing four games due to injury.
- Season-high five rebounds in the win vs. Tulane (Nov. 20) at the Tire Pros Invitational in Orlando, Fla.
- Recorded a season-high 10 points (5-of-6 FG) in 16 minutes off the bench vs. Davidson (Nov. 18).

### MAPLE GROVE HIGH SCHOOL:

- Traditional big man for head coach Nick Schroeder at Maple Grove High School, posting marks of 10.7 points, 6.8 rebounds and 3.1 blocks per game as a senior in 2015-16.
- Blocked 80 shots as a senior, a total that ranked as the seventh-highest mark for any Minnesota high school player that season.
- Underwent surgery to correct hip impingement following his last campaign at Maple Grove, with the procedure aiming to increase his mobility and flexibility.
- Powered Maple Grove to a 23-4 record as a junior in 2014-15, averaging 9.6 points, 6.5 rebounds and 2.4 blocks per game.
- Stood out as a sophomore in 2013-14, scoring in double figures in 12 of Maple Grove's 28 games.
- Chose to wear the Black & Gold over offers from Kansas State, Minnesota and Iowa.
- Played on the travel ball circuit for Net Gain.

### PERSONAL:

- Son of Kris Nikko and born on Aug. 31, 1998.
- Knew upon making his official visit to the University of Missouri's campus in Fall 2015 that Mizzou was where he wanted to continue his academic and athletic career.
- Likes to follow the career of NBA star DeAndre Jordan, also modeling his defensive game after Jordan.
- Outside of basketball and studies, enjoys fishing in spare time.

**NCAA APPEARANCES: '44, '76, '78, '80, '81, '82, '83, '86, '87, '88, '89, '90, '92, '93, '95, '99, '00, '01, '02, '03, '09, '10, '11, '12, '13**

# 15 JORDAN GEIST

## SO | G | 6-2 | 180

Fort Wayne, Ind. // Homestead HS // Ranger College (Texas)

## GEIST CAREER STATS

| SEASON | G-GS | MIN | MPG | FG-A | FG% | 3FG-A | 3FG% | FT-A | FT% | OFF | DEF | REB | AVG. | AST / TO | BS / S | TP | AVG. |
|---|---|---|---|---|---|---|---|---|---|---|---|---|---|---|---|---|---|
| 2016-17 | 23-10 | 477 | 20.7 | 45-131 | .344 | 13-52 | .250 | 53-71 | .746 | 5 | 63 | 68 | 3.0 | 38 / 26 | 0 / 17 | 156 | 6.8 |
| **TOTAL** | **23-10** | **477** | **20.7** | **45-131** | **.344** | **13-52** | **.250** | **53-71** | **.746** | **5** | **63** | **68** | **3.0** | **38 / 26** | **0 / 17** | **156** | **6.8** |

## GEIST 2016-17 GAME-BY-GAME

| Opponent | Date | GS | Min | FG | FGA | Pct | 3FG | FGA | Pct | FT | FTA | Pct | Off | Def | Tot | Avg | PF | FO | A | TO | Blk | Stl | Pts | Avg |
|---|---|---|---|---|---|---|---|---|---|---|---|---|---|---|---|---|---|---|---|---|---|---|---|---|
| ALABAMA A&M | 11-13-16 | | 22 | 2 | 6 | .333 | 1 | 2 | .500 | 3 | 4 | .750 | 0 | 1 | 1 | 1.0 | 0 | 0 | 0 | 0 | 0 | 2 | 8 | 8.0 |
| vs Xavier | 11-17-16 | | 9 | 0 | 1 | .000 | 0 | 0 | .000 | 0 | 0 | .000 | 0 | 2 | 2 | 1.5 | 1 | 0 | 0 | 0 | 0 | 0 | 0 | 4.0 |
| vs Davidson | 11-18-16 | | 19 | 1 | 3 | .333 | 0 | 0 | .000 | 2 | 2 | 1.000 | 0 | 4 | 4 | 2.3 | 1 | 0 | 3 | 1 | 0 | 1 | 4 | 4.0 |
| vs Tulane | 11-20-16 | | 20 | 1 | 6 | .167 | 1 | 4 | .250 | 2 | 2 | 1.000 | 1 | 6 | 7 | 3.5 | 2 | 0 | 3 | 3 | 0 | 3 | 5 | 4.3 |
| NW STATE | 11-26-16 | | 21 | 1 | 5 | .200 | 1 | 2 | .500 | 0 | 1 | .000 | 1 | 2 | 3 | 3.4 | 1 | 0 | 3 | 0 | 0 | 2 | 3 | 4.0 |
| NC CENTRAL | 11-28-16 | | 24 | 2 | 8 | .250 | 1 | 4 | .250 | 3 | 4 | .750 | 0 | 6 | 6 | 3.8 | 1 | 0 | 1 | 0 | 0 | 1 | 8 | 4.7 |
| WESTERN KENTUCKY | 12-3-16 | | 9 | 0 | 2 | .000 | 0 | 1 | .000 | 0 | 0 | .000 | 0 | 0 | 0 | 3.3 | 0 | 0 | 0 | 0 | 0 | 0 | 0 | 4.0 |
| MIAMI (OHIO) | 12-6-16 | | 20 | 1 | 3 | .333 | 1 | 1 | 1.000 | 0 | 0 | .000 | 0 | 5 | 5 | 3.5 | 0 | 0 | 5 | 1 | 0 | 0 | 3 | 3.9 |
| ARIZONA | 12-10-16 | | 26 | 0 | 5 | .000 | 0 | 1 | .000 | 3 | 4 | .750 | 0 | 2 | 2 | 3.3 | 2 | 0 | 1 | 0 | 0 | 2 | 3 | 3.8 |
| EASTERN ILLINOIS | 12-17-16 | | 15 | 2 | 3 | .667 | 1 | 2 | .500 | 1 | 2 | .500 | 0 | 4 | 4 | 3.4 | 0 | 0 | 2 | 2 | 0 | 0 | 6 | 4.0 |
| vs Illinois | 12-21-16 | | 17 | 4 | 6 | .667 | 0 | 1 | .000 | 4 | 4 | 1.000 | 0 | 2 | 2 | 3.3 | 4 | 0 | 2 | 0 | 0 | 1 | 12 | 4.7 |
| LIPSCOMB | 12-29-16 | * | 35 | 4 | 10 | .400 | 2 | 5 | .400 | 8 | 10 | .800 | 1 | 3 | 4 | 3.3 | 4 | 0 | 2 | 2 | 0 | 0 | 18 | 5.8 |
| LSU * | 1-4-17 | * | 33 | 2 | 5 | .400 | 2 | 4 | .500 | 7 | 8 | .875 | 0 | 2 | 2 | 3.2 | 0 | 0 | 3 | 1 | 0 | 0 | 13 | 6.4 |
| at Georgia* | 1-7-17 | * | 21 | 2 | 10 | .200 | 0 | 7 | .000 | 1 | 1 | 1.000 | 1 | 2 | 3 | 3.2 | 3 | 0 | 2 | 1 | 0 | 1 | 5 | 6.3 |
| AUBURN* | 1-10-17 | * | 19 | 4 | 6 | .667 | 1 | 2 | .500 | 1 | 3 | .333 | 0 | 1 | 1 | 3.1 | 4 | 0 | 1 | 3 | 0 | 0 | 10 | 6.5 |
| at Arkansas* | 1-14-17 | * | 30 | 3 | 6 | .500 | 0 | 3 | .000 | 7 | 11 | .636 | 0 | 3 | 3 | 3.1 | 3 | 0 | 0 | 2 | 0 | 0 | 13 | 6.9 |
| at Alabama* | 1-18-17 | * | 14 | 1 | 3 | .333 | 0 | 0 | .000 | 1 | 2 | .500 | 0 | 1 | 1 | 2.9 | 1 | 0 | 0 | 2 | 0 | 1 | 3 | 6.7 |
| OLE MISS* | 1-21-17 | * | 17 | 1 | 3 | .333 | 0 | 1 | .000 | 0 | 0 | .000 | 0 | 4 | 4 | 3.0 | 1 | 0 | 1 | 0 | 0 | 0 | 2 | 6.4 |
| at Miss State* | 1-25-17 | * | 26 | 6 | 13 | .462 | 1 | 3 | .333 | 5 | 6 | .833 | 0 | 4 | 4 | 3.1 | 1 | 0 | 0 | 1 | 0 | 1 | 18 | 7.1 |
| S. CAROLINA* | 1-28-17 | * | 29 | 3 | 11 | .273 | 0 | 4 | .000 | 0 | 0 | .000 | 0 | 4 | 4 | 3.1 | 1 | 0 | 2 | 4 | 0 | 1 | 6 | 7.0 |
| at Florida* | 2-2-17 | * | 22 | 2 | 8 | .250 | 1 | 2 | .500 | 0 | 0 | .000 | 1 | 3 | 4 | 3.1 | 0 | 0 | 1 | 1 | 0 | 0 | 5 | 6.9 |
| ARKANSAS* | 2-4-17 | | 18 | 1 | 5 | .200 | 0 | 3 | .000 | 4 | 5 | .800 | 0 | 1 | 1 | 3.0 | 2 | 0 | 5 | 1 | 0 | 1 | 6 | 6.9 |
| at Texas A&M* | 2-8-17 | | 11 | 2 | 3 | .667 | 0 | 0 | .000 | 1 | 2 | .500 | 0 | 1 | 1 | 3.0 | 0 | 0 | 1 | 1 | 0 | 0 | 5 | 6.8 |
| Vanderbilt * | 2-11-17 | | | | | | | | | | | | | | | | | | | | | | | |
| Alabama * | 2-15-17 | | | | | | | | | | | | | | | | | | | | | | | |
| at Tennessee * | 2-18-17 | | | | | | | | | | | | | | | | | | | | | | | |
| Kentucky * | 2-21-17 | | | | | | | | | | | | | | | | | | | | | | | |
| at Ole Miss * | 2-25-17 | | | | | | | | | | | | | | | | | | | | | | | |
| Texas A&M * | 2-28-17 | | | | | | | | | | | | | | | | | | | | | | | |
| at Auburn * | 3-4-17 | | | | | | | | | | | | | | | | | | | | | | | |

## #15 AT A GLANCE

| Games Where #15... | 2016-17 |
|---|---|
| Scored 5+ points | 15 |
| Scored 10+ points | 6 |
| Hit 2+ 3-pointers | 2 |
| Recorded 3+ rebounds | 12 |
| Recorded 5+ rebounds | 3 |
| Dished 3+ assists | 6 |
| Dished 5+ assists | 2 |
| Recorded multiple steals | 4 |
| Played 20+ minutes | 13 |
| Played 30+ minutes | 3 |

**#15 Game & Career Highs...**

| 2016-17 | | Career |
|---|---|---|
| 18, Twice | | - |
| - | **PTS** | - |
| 6, at Mississippi State | | - |
| 1-25-17 | **FGM** | - |
| 13, at Mississippi State | | - |
| 1-25-17 | **FGA** | - |
| 2, twice | | - |
| - | **3PTM** | - |
| 7, at Georgia | | - |
| 1-7-17 | **3PTA** | - |
| 8, vs. Lipscomb | | - |
| 12-29-16 | **FTM** | - |
| 11, at Arkansas | | - |
| 1-14-17 | **FTA** | - |
| 7, vs. Tulane | | - |
| 11-20-16 | **REB** | - |
| 5, Twice | | - |
| - | **AST** | - |
| - | | - |
| - | **BLKS** | - |
| 3, vs. Tulane | | - |
| 11-20-16 | **STLS** | - |
| 35, vs. Lipscomb | | - |
| 12-29-16 | **MIN** | - |

### 2016-17 (SOPHOMORE):

- Matched his season-high in scoring with 18 points (6-of-13 FG, 1-of-3 3PT, 5-of-6 FT) at Mississippi State while sinking a season-high six field goals.
- Set his season-high in scoring for the second consecutive game with 18 points (4-of-10 FG, 2-of-5 3PT, 8-of-10 FT) in a season-high 35 minutes vs. Lipscomb (Dec. 29).
- Then-season-best output of 12 points (4-of-6 FG, 4-of-4 FT) vs. Illinois (Dec. 21), playing a high-energy 17 minutes off the bench for the Tigers.
- Recorded a season-high five steals while grabbing five rebounds in 20 minutes off the bench in a win over Miami (Ohio) on Dec. 6.
- Matched his season highs in points (8) in the North Carolina Central game (Nov. 28), along with six rebounds.

### AT RANGER COLLEGE:

- Averaged 15.1 points, 3.5 rebounds and 2.8 assists per game as a freshman during the 2015-16 season, helping head coach Billy Gillispie's squad to a stout 35-3 record.
- Earned Second Team NJCAA All-America recognition after leading the Rangers to a fourth-place finish at the 2016 NJCAA Division I National Championship.
- Showed impressive marksmanship throughout his first Ranger campaign, shooting 45.6 percent from the field and 35.3 percent from three-point territory.
- Averaged 11.8 points, 3.8 rebounds, 2.8 assists and 1.0 steals during Ranger College's five-game stretch at the 2016 national tournament.
- Dropped 29 points in his squad's second-round victory over sixth-seeded Eastern Florida State College (87-74), shooting 9-of-15 from the field with a 10-of-15 mark at the charity stripe.

### HIGH SCHOOL:

- Helped Homestead High School (Fort Wayne, Ind.) to an Indiana Class 4A State Championship as a senior in 2014-15.
- Played point guard for head coach Chris Johnson's group, compiling averages of 16.8 points and 3.6 assists per game in his final high school season.
- Earned Indiana Junior All-Star honors following his junior season at Penn High School (Mishawaka, Ind.), in which he averaged 17.7 points and 3.3 assists per game.
- Led effectively while at Penn, guiding his squad to a stout 23-2 season record in 2013-14.
- Also played tennis throughout his high school career.

### PERSONAL:

- Son of Scott Geist and born on Jan. 10, 1997.
- Thought highly of Mizzou's program culture during the recruiting process.

**NCAA APPEARANCES: '44, '76, '78, '80, '81, '82, '83, '86, '87, '88, '89, '90, '92, '93, '95, '99, '00, '01, '02, '03, '09, '10, '11, '12, '13**

# 21 JORDAN BARNETT

## JR | F | 6-7 | 215

St. Louis, Mo. // Christian Brothers College HS // Texas*

### BARNETT CAREER STATS

| SEASON | G-GS | MIN | MPG | FG-A | FG% | 3FG-A | 3FG% | FT-A | FT% | OFF | DEF | REB | AVG. | AST / TO | BS / S | TP | AVG. |
|---|---|---|---|---|---|---|---|---|---|---|---|---|---|---|---|---|---|
| 2014-15* | 21-0 | 179 | 8.5 | 15-45 | .333 | 7-21 | .333 | 3-3 | 1.000 | 5 | 23 | 28 | 1.3 | 10 / 9 | 6 / 7 | 40 | 1.9 |
| 2015-16* | 4-0 | 24 | 6.0 | 4-7 | .571 | 2-4 | .500 | 3-4 | .750 | 2 | 6 | 8 | 2.0 | 0 / 1 | 0 / 0 | 13 | 3.3 |
| 2016-17 | 14-10 | 383 | 27.4 | 65-147 | .442 | 21-73 | .288 | 22-29 | .759 | 28 | 57 | 85 | 6.1 | 11 / 21 | 7 / 10 | 173 | 12.4 |
| **TOTAL** | **39-10** | **586** | **15.0** | **84-199** | **.422** | **30-98** | **.306** | **28-36** | **.778** | **35** | **86** | **121** | **3.1** | **21 / 31** | **13 / 17** | **226** | **5.8** |

## #21 AT A GLANCE

| Games Where #21.. | 2016-17 | Career |
|---|---|---|
| Scored 5+ points | 11 | 15 |
| Scored 10+ points | 9 | 11 |
| Scored 15+ points | 7 | 7 |
| Score 20+ points | 2 | 2 |
| Hit 3+ FGs | 10 | 12 |
| Hit 5+ FGs | 8 | 8 |
| Hit multiple 3-pointers | 8 | 11 |
| Grabbed 5+ rebounds | 10 | 11 |
| Grabbed 10+ rebounds | 1 | 1 |
| Multiple blocks | 2 | 2 |
| Recorded 2+ steals | 3 | 5 |
| Played 20+ minutes | 11 | 13 |
| Played 30+ minutes | 7 | 7 |

**#21 Game & Career Highs...**

| 2016-17 | | Career |
|---|---|---|
| 23, at Texas A&M | | 23, at Texas A&M |
| 2-8-17 | **PTS** | 2-8-17 |
| 9, at Texas A&M | | 9, at Texas A&M |
| 2-8-17 | **FGM** | 2-8-17 |
| 18, vs. Auburn | | 18, vs. Auburn |
| 1-10-17 | **FGA** | 1-10-17 |
| 4, at Texas A&M | | 4, at Texas A&M |
| 2-8-17 | **3PTM** | 2-8-17 |
| 8, 3 times | | 8, 3 times |
| - | **3PTA** | - |
| 6, vs. Auburn | | 6, vs. Auburn |
| 1-10-17 | **FTM** | 1-10-17 |
| 6, Twice | | 6, Twice |
| - | **FTA** | - |
| 13, vs. Lipscomb | | 13, vs. Lipscomb |
| 12-29-16 | **REB** | 12-29-16 |
| 3, at Georgia | | 3, Twice |
| 1-7-17 | **AST** | |
| 2, Twice | | 2, Twice |
| - | **BLKS** | - |
| 4, at Arkansas | | 4, at Arkansas |
| 1-14-17 | **STLS** | 1-14-17 |
| 36, at Georgia | | 36, at Georgia |
| 1-7-17 | **MIN** | 1-7-17 |

## BARNETT 2016-17 GAME-BY-GAME

| Opponent | Date | GS | Min | FG | FGA | Pct | 3FG | FGA | Pct | FT | FTA | Pct | Off | Def | Tot | Avg | PF | FO | A | TO | Blk | Stl | Pts | Avg |
|---|---|---|---|---|---|---|---|---|---|---|---|---|---|---|---|---|---|---|---|---|---|---|---|---|
| Alabama A&M | 11-13-16 | | DNP - Transfer | | | | | | | | | | | | | | | | | | | | | |
| vs. Xavier | 11-17-16 | | DNP - Transfer | | | | | | | | | | | | | | | | | | | | | |
| vs. Davidson | 11-18-16 | | DNP - Transfer | | | | | | | | | | | | | | | | | | | | | |
| vs. Tulane | 11-20-16 | | DNP - Transfer | | | | | | | | | | | | | | | | | | | | | |
| Northwestern St. | 11-26-16 | | DNP - Transfer | | | | | | | | | | | | | | | | | | | | | |
| N.C. Central | 11-28-16 | | DNP - Transfer | | | | | | | | | | | | | | | | | | | | | |
| Western Kentucky | 12-3-16 | | DNP - Transfer | | | | | | | | | | | | | | | | | | | | | |
| Miami (Ohio) | 12-6-16 | | DNP - Transfer | | | | | | | | | | | | | | | | | | | | | |
| Arizona | 12-10-16 | | DNP - Transfer | | | | | | | | | | | | | | | | | | | | | |
| EASTERN ILLINOIS | 12-17-16 | | 24 | 1 - 6 | | .167 | 0 - 4 | | .000 | 1 - 2 | | .500 | 0 | 5 | 5 | 5.0 | 0 | 0 | 1 | 1 | 0 | 1 | 3 | 3.0 |
| vs Illinois | 12-21-16 | | 15 | 1 - 6 | | .167 | 1 - 3 | | .333 | 1 - 2 | | .500 | 2 | 0 | 2 | 3.5 | 0 | 0 | 0 | 1 | 1 | 0 | 4 | 3.5 |
| LIPSCOMB | 12-29-16 | * | 33 | 5 - 11 | | .455 | 2 - 7 | | .286 | 3 - 4 | | .750 | 3 | 10 | 13 | 6.7 | 2 | 0 | 0 | 1 | 0 | 0 | 15 | 7.3 |
| LSU * | 1-4-17 | * | 33 | 7 - 14 | | .500 | 2 - 7 | | .286 | 2 - 2 | | 1.000 | 2 | 7 | 9 | 7.3 | 0 | 0 | 1 | 3 | 2 | 0 | 18 | 10.0 |
| at Georgia* | 1-7-17 | * | 36 | 7 - 17 | | .412 | 1 - 8 | | .125 | 0 - 0 | | .000 | 4 | 5 | 9 | 7.6 | 3 | 0 | 3 | 4 | 1 | 0 | 15 | 11.0 |
| AUBURN* | 1-10-17 | * | 35 | 6 - 18 | | .333 | 2 - 8 | | .250 | 6 - 6 | | 1.000 | 4 | 2 | 6 | 7.3 | 3 | 0 | 0 | 3 | 0 | 0 | 20 | 12.5 |
| at Arkansas* | 1-14-17 | * | 25 | 6 - 11 | | .545 | 2 - 5 | | .400 | 0 - 1 | | .000 | 2 | 4 | 6 | 7.1 | 5 | 1 | 2 | 2 | 0 | 4 | 14 | 12.7 |
| at Alabama* | 1-18-17 | * | 28 | 3 - 6 | | .500 | 1 - 3 | | .333 | 0 - 0 | | .000 | 2 | 3 | 5 | 6.9 | 2 | 0 | 1 | 2 | 1 | 0 | 7 | 12.0 |
| OLE MISS* | 1-21-17 | * | 34 | 4 - 10 | | .400 | 2 - 5 | | .400 | 1 - 2 | | .500 | 1 | 4 | 5 | 6.7 | 1 | 0 | 0 | 2 | 0 | 0 | 11 | 11.9 |
| at Miss. State* | 1-25-17 | * | 32 | 7 - 12 | | .583 | 2 - 6 | | .333 | 2 - 2 | | 1.000 | 3 | 5 | 8 | 6.8 | 3 | 0 | 0 | 0 | 0 | 0 | 18 | 12.5 |
| S. CAROLINA* | 1-28-17 | * | 21 | 1 - 7 | | .143 | 0 - 2 | | .000 | 0 - 0 | | .000 | 1 | 4 | 5 | 6.6 | 4 | 0 | 0 | 1 | 0 | 0 | 2 | 11.5 |
| at Florida* | 2-2-17 | * | 15 | 3 - 7 | | .429 | 0 - 2 | | .000 | 0 - 0 | | .000 | 0 | 1 | 1 | 6.2 | 1 | 0 | 0 | 0 | 0 | 2 | 6 | 11.1 |
| ARKANSAS* | 2-4-17 | | 21 | 5 - 9 | | .556 | 2 - 5 | | .400 | 5 - 6 | | .833 | 1 | 3 | 4 | 6.0 | 3 | 0 | 0 | 0 | 0 | 1 | 17 | 11.5 |
| at Texas A&M* | 2-8-17 | | 31 | 9 - 13 | | .692 | 4 - 8 | | .500 | 1 - 2 | | .500 | 3 | 4 | 7 | 6.1 | 0 | 0 | 2 | 1 | 2 | 2 | 23 | 12.4 |
| Vanderbilt * | 2-11-17 | | | | | | | | | | | | | | | | | | | | | | | |
| Alabama * | 2-15-17 | | | | | | | | | | | | | | | | | | | | | | | |
| at Tennessee * | 2-18-17 | | | | | | | | | | | | | | | | | | | | | | | |
| Kentucky * | 2-21-17 | | | | | | | | | | | | | | | | | | | | | | | |
| at Ole Miss * | 2-25-17 | | | | | | | | | | | | | | | | | | | | | | | |
| Texas A&M * | 2-28-17 | | | | | | | | | | | | | | | | | | | | | | | |
| at Auburn * | 3-4-17 | | | | | | | | | | | | | | | | | | | | | | | |

### 2016-17 (REDSHIRT JUNIOR):

- Scored a career-high 23 points while setting career-highs in field goals made (nine) and three-pointers made (four) in 31 minutes off the bench against Texas A&M (Feb. 8).
- Set his career-high by scoring 20 points against Auburn (Jan. 10), while setting career-highs in free throws made and attempted in a perfect 6-of-6 night from the charity stripe.
- Matched career-best for field goal makes (7-of-17 FG) for 15 points at Georgia (Jan. 7), also leading the Tigers with nine rebounds.
- Set his career high for the second consecutive contest by scoring 18 points (7-of-14 FG, 2-of-7 3PT, 2-of-2 FT) while grabbing nine rebounds vs. LSU (Jan. 4).
- Recorded first double-double of his career and third for Mizzou this season, with a career-high 15 points (5-of-11 FG, 2-of-7 3PT, 3-of-4 FT) and 13 rebounds vs. Lipscomb (Dec. 29).
- His 13 rebounds were the most by a Tiger thus far in the 2016-17 season and the most since the 2013-14 season when Johnathan Williams III recorded 15 boards against Texas A&M on March 14, 2014.
- Drained first three-pointer of his Black & Gold career in the Braggin' Rights Game vs. Illinois (Dec. 21), playing 15 minutes off the bench.

### 2015-16 (SOPHOMORE):

- Sat out as part of transfer requirements for a year-long period, and will be eligible in 2016-17 during the second semester.

### AT TEXAS

### 2015-16 (SOPHOMORE):

- Appeared in four games as a sophomore, averaging 3.3 points and 2.0 rebounds per game.
- Final appearance as a Longhorn was a productive one, recording 12 points and five rebounds in 13 minutes of action vs. UT-San Antonio (Dec. 8).

### 2014-15 (FRESHMAN):

- Made 21 appearances as a freshman, compiling averages of
- 1.9 points and 1.3 rebounds per game.
- Scored a season-high 11 points vs. Lipscomb (Dec. 16).

### CHRISTIAN BROTHERS COLLEGE HIGH SCHOOL:

- Widely considered one of the country's Top 100 players coming out of high school, as he was ranked 70th overall by Rivals.com and 86th by ESPN.com.
- Averaged 20.8 points and 8.2 rebounds per game as a senior for Christian Brothers College High School, leading head coach Justin Tatum's team to a 25-7 overall record and the 2014 Missouri Class 5 State Championship.
- Scored 43 points, grabbed 20 rebounds and blocked three shots to lead CBC to an 86-77 overtime win over Hickman to claim the state title in Mizzou Arena as a senior.
- Named the *St. Louis Post-Dispatch's* All-Metro Player of the Year at the conclusion of his final prep campaign.
- Also led CBC in scoring as a junior and sophomore, averaging 17.7 points and 14.2 points during those respective seasons.
- As a sophomore, he helped lead the Cadets to an appearance in the Missouri Class 5 quarterfinals.
- Played for traditional power of the NIKE EYBL circuit, the St. Louis Eagles.
- Graduated from CBC High School with a pristine 4.0 grade point average.

### PERSONAL:

- Full name is Jordan Kahlil Barnett.
- Son of Karen Barnett and Bob Bonner, and born Dec. 31, 1995 in St. Louis, Mo.
- Family moved to San Antonio when Jordan was two, then moved back to St. Louis when Jordan was six.

**NCAA APPEARANCES: '44, '76, '78, '80, '81, '82, '83, '86, '87, '88, '89, '90, '92, '93, '95, '99, '00, '01, '02, '03, '09, '10, '11, '12, '13**

# 24 KEVIN PURYEAR

## SO | F | 6-7 | 243

Blue Springs, Mo. // South HS

### PURYEAR CAREER STATS

| SEASON | G-GS | MIN | MPG | FG-A | FG% | 3FG-A | 3FG% | FT-A | FT% | OFF | DEF | REB | AVG. | AST / TO | BS / S | TP | AVG. |
|---|---|---|---|---|---|---|---|---|---|---|---|---|---|---|---|---|---|
| 2015-16 | 31-31 | 767 | 24.7 | 120-258 | .465 | 13-41 | .317 | 102-122 | .836 | 40 | 104 | 144 | 4.6 | 13 / 49 | 4 / 12 | 355 | 11.5 |
| 2016-17 | 23-23 | 657 | 28.6 | 96-220 | .436 | 10-36 | .278 | 62-83 | .747 | 42 | 104 | 146 | 6.3 | 21 / 45 | 5 / 7 | 264 | 11.5 |
| **TOTAL** | **54-54** | **1424** | **26.4** | **216-478** | **.452** | **23-77** | **.299** | **164-205** | **.800** | **82** | **208** | **290** | **5.4** | **34 / 94** | **9 / 19** | **619** | **11.5** |

### #24 AT A GLANCE

| Games Where #24.. | 2016-17 | Career |
|---|---|---|
| Scored 10+ points | 14 | 35 |
| Scored 15+ points | 6 | 13 |
| Scored 20+ points | 2 | 5 |
| Games with 10 & 5 | 12 | 27 |
| Double-Doubles | 1 | 2 |
| Hit 5+ FGs | 10 | 19 |
| Hit 2+ 3-pointers | 1 | 4 |
| Attempted 10+ FGs | 12 | 21 |
| Grabbed 5+ rebounds | 19 | 36 |
| Grabbed 10+ rebounds | 1 | 2 |
| Multiple steals | - | 3 |
| Played 20+ minutes | 22 | 45 |
| Played 30+ minutes | 8 | 14 |

**#24 Game & Career Highs...**

| 2016-17 | | Career |
|---|---|---|
| 26, vs. Ole Miss | | 26, vs. Ole Miss |
| 1-21-17 | **PTS** | 1-21-17 |
| 11, vs. Ole Miss | | 11, vs. Ole Miss |
| 1-21-17 | **FGM** | 1-21-17 |
| 17, vs. Xavier | | 17, twice |
| 11-17-16 | **FGA** | |
| 4, vs. Ole Miss | | 4, vs. Ole Miss |
| 1-21-17 | **3PTM** | 1-21-17 |
| 5, vs. Xavier | | 5, twice |
| 11-17-16 | **3PTA** | |
| 11, vs. Xavier | | 11, vs. Xavier |
| 11-17-16 | **FTM** | 11-17-16 |
| 12, vs. Xavier | | 12, vs. Xavier |
| 11-17-16 | **FTA** | 11-17-16 |
| 10, vs. Xavier | | 11, Auburn |
| 11-17-16 | **REB** | 1-9-16 |
| 3, vs. Xavier | | 3, vs. Xavier |
| 11-17-16 | **AST** | 11-17-16 |
| 2, vs. Lipscomb | | 2, vs. Lipscomb |
| 12-29-16 | **BLKS** | 12-29-16 |
| 1, 5 times | | 2, 3 times |
| | **STLS** | |
| 40, vs. Xavier | | 40, vs. Xavier |
| 11-17-16 | **MIN** | 11-17-16 |

### PURYEAR 2016-17 GAME-BY-GAME

| Opponent | Date | GS | Min | FG | FGA | Pct | 3FG | FGA | Pct | FT | FTA | Pct | Off | Def | Tot | Avg | PF | FO | A | TO | Blk | Stl | Pts | Avg |
|---|---|---|---|---|---|---|---|---|---|---|---|---|---|---|---|---|---|---|---|---|---|---|---|---|
| ALABAMA A&M | 11-13-16 | * | 15 | 2 | 4 | .500 | 0 | 0 | .000 | 3 | 4 | .750 | 0 | 9 | 9 | 9.0 | 0 | 0 | 1 | 0 | 1 | 1 | 7 | 7.0 |
| vs Xavier | 11-17-16 | * | 40 | 5 | 17 | .294 | 1 | 5 | .200 | 11 | 12 | .917 | 1 | 9 | 10 | 9.5 | 1 | 0 | 3 | 1 | 0 | 0 | 22 | 14.5 |
| vs Davidson | 11-18-16 | * | 29 | 5 | 10 | .500 | 0 | 1 | .000 | 2 | 3 | .667 | 1 | 5 | 6 | 8.3 | 1 | 0 | 0 | 2 | 1 | 0 | 12 | 13.7 |
| vs Tulane | 11-20-16 | * | 26 | 5 | 10 | .500 | 0 | 0 | .000 | 1 | 2 | .500 | 1 | 1 | 2 | 6.8 | 2 | 0 | 0 | 2 | 0 | 1 | 11 | 13.0 |
| NW STATE | 11-26-16 | * | 24 | 5 | 8 | .625 | 1 | 1 | 1.000 | 0 | 0 | .000 | 0 | 6 | 6 | 6.6 | 1 | 0 | 2 | 0 | 0 | 1 | 11 | 12.6 |
| NC CENTRAL | 11-28-16 | * | 25 | 3 | 10 | .300 | 0 | 2 | .000 | 0 | 0 | .000 | 2 | 3 | 5 | 6.3 | 2 | 0 | 1 | 3 | 0 | 0 | 6 | 11.5 |
| WESTERN KENTUCKY | 12-3-16 | * | 21 | 5 | 12 | .417 | 0 | 1 | .000 | 2 | 2 | 1.000 | 1 | 4 | 5 | 6.1 | 4 | 0 | 1 | 4 | 0 | 0 | 12 | 11.6 |
| MIAMI (OHIO) | 12-6-16 | * | 29 | 7 | 13 | .538 | 0 | 1 | .000 | 5 | 8 | .625 | 2 | 6 | 8 | 6.4 | 1 | 0 | 1 | 2 | 0 | 0 | 19 | 12.5 |
| ARIZONA | 12-10-16 | * | 27 | 4 | 10 | .400 | 1 | 2 | .500 | 2 | 3 | .667 | 5 | 2 | 7 | 6.4 | 0 | 0 | 1 | 0 | 0 | 0 | 11 | 12.3 |
| EASTERN ILLINOIS | 12-17-16 | * | 24 | 4 | 9 | .444 | 0 | 2 | .000 | 0 | 1 | .000 | 2 | 4 | 6 | 6.4 | 2 | 0 | 1 | 3 | 0 | 1 | 8 | 11.9 |
| vs Illinois | 12-21-16 | * | 30 | 5 | 10 | .500 | 0 | 1 | .000 | 7 | 9 | .778 | 2 | 7 | 9 | 6.6 | 2 | 0 | 0 | 3 | 0 | 0 | 17 | 12.4 |
| LIPSCOMB | 12-29-16 | * | 21 | 4 | 9 | .444 | 0 | 0 | .000 | 6 | 10 | .600 | 3 | 3 | 6 | 6.6 | 4 | 0 | 1 | 2 | 2 | 1 | 14 | 12.5 |
| LSU * | 1-4-17 | * | 27 | 7 | 12 | .583 | 1 | 4 | .250 | 0 | 1 | .000 | 2 | 5 | 7 | 6.6 | 5 | 1 | 0 | 3 | 0 | 0 | 15 | 12.7 |
| at Georgia* | 1-7-17 | * | 27 | 1 | 7 | .143 | 0 | 1 | .000 | 0 | 0 | .000 | 1 | 4 | 5 | 6.5 | 4 | 0 | 0 | 1 | 0 | 1 | 2 | 11.9 |
| AUBURN* | 1-10-17 | * | 34 | 1 | 10 | .100 | 0 | 0 | .000 | 2 | 2 | 1.000 | 4 | 5 | 9 | 6.7 | 4 | 0 | 0 | 1 | 0 | 0 | 4 | 11.4 |
| at Arkansas* | 1-14-17 | * | 31 | 3 | 8 | .375 | 0 | 1 | .000 | 5 | 6 | .833 | 1 | 3 | 4 | 6.5 | 1 | 0 | 1 | 0 | 1 | 0 | 11 | 11.4 |
| at Alabama* | 1-18-17 | * | 29 | 0 | 1 | .000 | 0 | 0 | .000 | 4 | 6 | .667 | 2 | 4 | 6 | 6.5 | 3 | 0 | 1 | 3 | 0 | 0 | 4 | 10.9 |
| OLE MISS* | 1-21-17 | * | 33 | 11 | 14 | .786 | 4 | 4 | 1.000 | 0 | 0 | .000 | 3 | 5 | 8 | 6.6 | 4 | 0 | 0 | 3 | 0 | 0 | 26 | 11.8 |
| at Miss. State* | 1-25-17 | * | 37 | 3 | 9 | .333 | 0 | 3 | .000 | 7 | 8 | .875 | 4 | 3 | 7 | 6.6 | 0 | 0 | 1 | 2 | 0 | 0 | 13 | 11.8 |
| S. CAROLINA* | 1-28-17 | * | 35 | 3 | 9 | .333 | 0 | 2 | .000 | 1 | 1 | 1.000 | 2 | 6 | 8 | 6.7 | 3 | 0 | 0 | 3 | 0 | 0 | 7 | 11.6 |
| at Florida* | 2-2-17 | * | 29 | 2 | 8 | .250 | 0 | 2 | .000 | 4 | 5 | .800 | 0 | 4 | 4 | 6.5 | 4 | 0 | 2 | 5 | 0 | 0 | 8 | 11.4 |
| ARKANSAS* | 2-4-17 | * | 36 | 7 | 13 | .538 | 1 | 2 | .500 | 0 | 0 | .000 | 3 | 5 | 8 | 6.6 | 0 | 0 | 0 | 1 | 0 | 0 | 15 | 11.6 |
| at Texas A&M* | 2-8-17 | * | 28 | 4 | 7 | .571 | 1 | 1 | 1.000 | 0 | 0 | .000 | 0 | 1 | 1 | 6.3 | 4 | 0 | 4 | 1 | 0 | 1 | 9 | 11.5 |
| Vanderbilt * | 2-11-17 | | | | | | | | | | | | | | | | | | | | | | | |
| Alabama * | 2-15-17 | | | | | | | | | | | | | | | | | | | | | | | |
| at Tennessee * | 2-18-17 | | | | | | | | | | | | | | | | | | | | | | | |
| Kentucky * | 2-21-17 | | | | | | | | | | | | | | | | | | | | | | | |
| at Ole Miss * | 2-25-17 | | | | | | | | | | | | | | | | | | | | | | | |
| Texas A&M * | 2-28-17 | | | | | | | | | | | | | | | | | | | | | | | |
| at Auburn * | 3-4-17 | | | | | | | | | | | | | | | | | | | | | | | |

### HONORS:

- 2016 SEC All-Freshman Team

### 2016-17 (SOPHOMORE):

- Posted career-highs in points, field goals made and three-pointers made against Ole Miss (Jan. 21), scoring 26 points while shooting 11-of-14 from the field and 4-of-4 from the three-point line.
- 17 points (5-of-10 FG, 7-of-9 FT) in the Braggin' Rights Game vs. Illinois (Dec. 21), nearly securing a double-double with nine rebounds in the effort.
- Led the Tigers in scoring (19 points) in a victory over Miami (Ohio) on Dec. 6, posting a season-high in field goals made by shooting 7-of-13 from the field.
- Also snagged eight rebounds vs. the RedHawks, his third highest total on the boards on the season.
- Recorded his second career double-double vs. Xavier (Nov. 17), scoring 22 points while grabbing 10 rebounds. Connected on 11-of-12 attempts from the free throw line in the game, both career-highs.

### 2015-16 (FRESHMAN):

- Posted the sixth-best scoring campaign for a Mizzou freshman in program history, compiling 355 points while starting all 31 games (11.5 points per game).
- Most prolific freshman scorer for the Tigers since the 1993-94 season when Kelly Thames scored 12.2 points per game.
- Named to the 2016 SEC All-Freshman Team after averaging 11.2 points and 4.7 rebounds per game during Mizzou's conference schedule.
- One of two Tigers to start all 31 games of the 2015-16 campaign.
- Hit double figures in scoring in 21-of-31 games as a freshman, including three 20-point games.
- Was the sixth-fastest Mizzou freshman to the 200-point mark, needing just 18 games to get to 207 points.
- Scored 20 points (8-of-14 FG, 1-of-3 3PT, 3-of-4 FT) in his collegiate debut, leading Mizzou past Wofford (Nov. 13), 83-74.
- Joined an exclusive list of debuts, with other recent 20-point Tiger freshman performances including: Montaque Gill-Caesar, 21 points vs. UMKC (Nov. 14, 2014), Jevon Crudup, 22 points at Rutgers (Nov. 27, 1990), Steve Stipanovich, 23 points vs. Southwest Texas State (Nov. 30, 1979).

### SOUTH HIGH SCHOOL:

- Averaged 20.1 points and 7.8 rebounds per game while shooting 53.4 percent from the floor as a senior at Blue Springs South High School.
- Led South to its first Missouri Class 5 State Championship in school history at Mizzou Arena as a senior.
- Was a 2015 Missouri Class 5 All-State selection.
- Named to the *Kansas City Star's* 2015 All-Metro Player of the Year.
- First Team All-State honoree by the MBCA as a junior.
- Fueled his team to a 21-4 record as a junior and a 22-2 mark as a sophomore.
- Chose Mizzou over offers from Arkansas, Ole Miss, Nebraska, Oklahoma State and Creighton.

### PERSONAL:

- Son of Kevin and Vicki Puryear.
- Born Nov. 18, 1996, in New Brunswick, N.J.
- Has two sisters, Aleyse and Kendall.
- Grew up dreaming of chance to play at Mizzou.
- Favorite sports movie is Coach Carter.
- Favorite professional athlete to follow is LeBron James.
- Would like to pursue a career in basketball.

**NCAA APPEARANCES: '44, '76, '78, '80, '81, '82, '83, '86, '87, '88, '89, '90, '92, '93, '95, '99, '00, '01, '02, '03, '09, '10, '11, '12, '13**

# 25 RUSSELL WOODS

## SR | F | 6-8 | 236

Chicago, Ill. // Simeon Career Academy // John A. Logan College (Ill.)

## WOODS CAREER STATS

| SEASON | G-GS | MIN | MPG | FG-A | FG% | 3FG-A | 3FG% | FT-A | FT% | OFF | DEF | REB | AVG. | AST / TO | BS / S | TP | AVG. |
|---|---|---|---|---|---|---|---|---|---|---|---|---|---|---|---|---|---|
| 2015-16 | 29-6 | 389 | 13.4 | 33-63 | .524 | 0-0 | .000 | 14-36 | .389 | 27 | 50 | 77 | 2.7 | 9 / 13 | 7 / 4 | 80 | 2.8 |
| 2016-17 | 23-23 | 537 | 23.3 | 61-115 | .530 | 0-0 | .000 | 57-97 | .588 | 56 | 58 | 114 | 5.0 | 12 / 27 | 4 / 10 | 179 | 7.8 |
| **TOTAL** | **52-29** | **926** | **17.8** | **94-178** | **.528** | **0-0** | **.000** | **71-133** | **.534** | **83** | **108** | **191** | **3.7** | **21 / 40** | **11 / 14** | **259** | **5.0** |

## #25 AT A GLANCE

| Games Where #25.. | 2016-17 | Career |
|---|---|---|
| Scored 5+ points | 19 | 27 |
| Scored 10+ points | 7 | 7 |
| Hit 3+ FGs | 12 | 18 |
| Hit 3+ FTs | 8 | 9 |
| Grabbed 5+ rebounds | 11 | 13 |
| Grabbed 10+ rebounds | 3 | 5 |
| Multiple assists | 3 | 4 |
| Recorded 2+ blocks | 1 | 2 |
| Played 20+ minutes | 15 | 18 |

**#25 Game & Career Highs...**

| 2016-17 | | Career |
|---|---|---|
| 18, vs. South Carolina | | 18, vs. South Carolina |
| 1-28-17 | **PTS** | 1-28-17 |
| 7, vs. South Carolina | | 7, vs. South Carolina |
| 1-28-17 | **FGM** | 1-28-17 |
| 10, vs. Ole Miss | | 10, vs. Ole Miss |
| 1-21-17 | **FGA** | 1-21-17 |
| - | | - |
| - | **3PTM** | - |
| - | | - |
| - | **3PTA** | - |
| 7, Twice | | 7, Twice |
| - | **FTM** | - |
| 9,Twice | | 9, Twice |
| - | **FTA** | - |
| 11, vs. Ole Miss | | 11, vs. Ole Miss |
| 1-21-17 | **REB** | 1-21-17 |
| 2, 3 times | | 2, 4 times |
| - | **AST** | |
| 2, vs. LSU | | 2, Twice |
| 1-4-17 | **BLKS** | - |
| 2, at Georgia | | 2, Twice |
| 1-7-17 | **STLS** | |
| 37, vs. South Carolina | | 37, vs. South Carolina |
| 1-28-17 | **MIN** | 1-28-17 |

## WOODS 2016-17 GAME-BY-GAME

| Opponent | Date | GS | Min | FG | FGA | Pct | 3FG | FGA | Pct | FT | FTA | Pct | Off | Def | Tot | Avg | PF | FO | A | TO | Blk | Stl | Pts | Avg |
|---|---|---|---|---|---|---|---|---|---|---|---|---|---|---|---|---|---|---|---|---|---|---|---|---|
| ALABAMA A&M | 11-13-16 | * | 17 | 3 | -3 | 1.000 | 0 | -0 | .000 | 6 | -7 | .857 | 2 | 1 | 3 | 3.0 | 3 | 0 | 0 | 0 | 0 | 0 | 12 | 12.0 |
| vs Xavier | 11-17-16 | * | 17 | 2 | -3 | .667 | 0 | -0 | .000 | 0 | -1 | .000 | 1 | 0 | 1 | 2.0 | 5 | 1 | 0 | 1 | 1 | 0 | 4 | 8.0 |
| vs Davidson | 11-18-16 | * | 16 | 1 | -3 | .333 | 0 | -0 | .000 | 0 | -0 | .000 | 1 | 1 | 2 | 2.0 | 0 | 0 | 0 | 1 | 0 | 0 | 2 | 6.0 |
| vs Tulane | 11-20-16 | * | 21 | 2 | -3 | .667 | 0 | -0 | .000 | 1 | -2 | .500 | 5 | 5 | 10 | 4.0 | 4 | 0 | 2 | 2 | 1 | 1 | 5 | 5.8 |
| NW STATE | 11-26-16 | * | 16 | 2 | -4 | .500 | 0 | -0 | .000 | 2 | -3 | .667 | 4 | 1 | 5 | 4.2 | 3 | 0 | 0 | 1 | 0 | 0 | 6 | 5.8 |
| NC CENTRAL | 11-28-16 | * | 25 | 2 | -3 | .667 | 0 | -0 | .000 | 2 | -6 | .333 | 2 | 4 | 6 | 4.5 | 1 | 0 | 0 | 0 | 0 | 0 | 6 | 5.8 |
| WESTERN KENTUCKY | 12-3-16 | * | 31 | 4 | -6 | .667 | 0 | -0 | .000 | 2 | -4 | .500 | 4 | 4 | 8 | 5.0 | 2 | 0 | 1 | 1 | 0 | 1 | 10 | 6.4 |
| MIAMI (OHIO) | 12-6-16 | * | 27 | 4 | -7 | .571 | 0 | -0 | .000 | 7 | -8 | .875 | 6 | 4 | 10 | 5.6 | 1 | 0 | 1 | 1 | 0 | 0 | 15 | 7.5 |
| ARIZONA | 12-10-16 | * | 25 | 3 | -6 | .500 | 0 | -0 | .000 | 2 | -4 | .500 | 2 | 4 | 6 | 5.7 | 1 | 0 | 0 | 3 | 0 | 1 | 8 | 7.6 |
| EASTERN ILLINOIS | 12-17-16 | * | 13 | 2 | -5 | .400 | 0 | -0 | .000 | 2 | -3 | .667 | 1 | 0 | 1 | 5.2 | 3 | 0 | 0 | 1 | 0 | 1 | 6 | 7.4 |
| vs Illinois | 12-21-16 | * | 24 | 3 | -4 | .750 | 0 | -0 | .000 | 1 | -2 | .500 | 1 | 3 | 4 | 5.1 | 3 | 0 | 2 | 1 | 0 | 0 | 7 | 7.4 |
| LIPSCOMB | 12-29-16 | * | 28 | 3 | -8 | .375 | 0 | -0 | .000 | 4 | -9 | .444 | 5 | 3 | 8 | 5.3 | 4 | 0 | 0 | 3 | 0 | 0 | 10 | 7.6 |
| LSU * | 1-4-17 | * | 16 | 3 | -4 | .750 | 0 | -0 | .000 | 2 | -2 | 1.000 | 1 | 2 | 3 | 5.2 | 2 | 0 | 0 | 4 | 2 | 0 | 8 | 7.6 |
| at Georgia* | 1-7-17 | * | 29 | 4 | -6 | .667 | 0 | -0 | .000 | 1 | -4 | .250 | 3 | 3 | 6 | 5.2 | 4 | 0 | 2 | 0 | 0 | 2 | 9 | 7.7 |
| AUBURN* | 1-10-17 | * | 30 | 2 | -8 | .250 | 0 | -0 | .000 | 3 | -5 | .600 | 6 | 2 | 8 | 5.4 | 4 | 0 | 0 | 0 | 0 | 1 | 7 | 7.7 |
| at Arkansas* | 1-14-17 | * | 24 | 2 | -5 | .400 | 0 | -0 | .000 | 1 | -4 | .250 | 2 | 1 | 3 | 5.3 | 4 | 0 | 0 | 0 | 0 | 1 | 5 | 7.5 |
| at Alabama* | 1-18-17 | * | 28 | 3 | -7 | .429 | 0 | -0 | .000 | 7 | -7 | 1.000 | 0 | 2 | 2 | 5.1 | 4 | 0 | 1 | 1 | 0 | 0 | 13 | 7.8 |
| OLE MISS* | 1-21-17 | * | 34 | 5 | -10 | .500 | 0 | -0 | .000 | 3 | -9 | .333 | 6 | 5 | 11 | 5.4 | 4 | 0 | 0 | 2 | 0 | 0 | 13 | 8.1 |
| at Miss. State* | 1-25-17 | * | 12 | 0 | -0 | .000 | 0 | -0 | .000 | 0 | -3 | .000 | 1 | 2 | 3 | 5.3 | 5 | 1 | 1 | 0 | 0 | 0 | 0 | 7.7 |
| S. CAROLINA* | 1-28-17 | * | 37 | 7 | -9 | .778 | 0 | -0 | .000 | 4 | -7 | .571 | 3 | 5 | 8 | 5.4 | 3 | 0 | 0 | 1 | 0 | 0 | 18 | 8.2 |
| at Florida* | 2-2-17 | * | 22 | 0 | -4 | .000 | 0 | -0 | .000 | 0 | -0 | .000 | 0 | 2 | 2 | 5.2 | 4 | 0 | 0 | 1 | 0 | 0 | 0 | 7.8 |
| ARKANSAS* | 2-4-17 | * | 30 | 1 | -1 | 1.000 | 0 | -0 | .000 | 6 | -6 | 1.000 | 0 | 3 | 3 | 5.1 | 3 | 0 | 1 | 2 | 0 | 1 | 8 | 7.8 |
| at Texas A&M* | 2-8-17 | * | 15 | 3 | -6 | .500 | 0 | -0 | .000 | 1 | -1 | 1.000 | 0 | 1 | 1 | 5.0 | 4 | 0 | 1 | 1 | 0 | 1 | 7 | 7.8 |
| Vanderbilt * | 2-11-17 | | | | | | | | | | | | | | | | | | | | | | | |
| Alabama * | 2-15-17 | | | | | | | | | | | | | | | | | | | | | | | |
| at Tennessee * | 2-18-17 | | | | | | | | | | | | | | | | | | | | | | | |
| Kentucky * | 2-21-17 | | | | | | | | | | | | | | | | | | | | | | | |
| at Ole Miss * | 2-25-17 | | | | | | | | | | | | | | | | | | | | | | | |
| Texas A&M * | 2-28-17 | | | | | | | | | | | | | | | | | | | | | | | |
| at Auburn * | 3-4-17 | | | | | | | | | | | | | | | | | | | | | | | |

### 2016-17 (SENIOR):

- Scored a career-high 18 points (7-of-9 FG, 4-of-7 FT) in a caree-high 37 minutes against South Carolina (Jan. 28).
- Posted his second career double-double against Ole Miss (Jan. 21), recording 13 points (5-of-10 FG, 3-of-9 FT) and a career-high 11 rebounds.
- Matched career best with two steals at Georgia (Jan. 7), also recording nine points and six rebounds.
- Matched career high with two assists vs. Illinois (Dec. 21) in the Braggin' Rights Games, also scoring 7 points and grabbing 4 rebounds.
- Recorded first career double-double in win over Miami (Ohio) on Dec. 6, posting career-highs in scoring (15 points) and matching his best in rebounds (10).
- Matched his career-high for the third time with 10 rebounds vs. Tulane (Nov. 20.) at the Tire Pros Invitational in Orlando, Fla.
- Scored 12 points, his first career game in double-figures, in Mizzou's season-opener vs. Alabama A&M (Nov. 13), converting a career-high 6-of-7 attempts from the free throw line.

### 2015-16 (JUNIOR):

- Averaged 2.8 points and 2.7 rebounds per game during his first season wearing the Black & Gold.
- Played in 29 games for head coach Kim Anderson's 2015-16 squad, with a stretch of six consecutive starts that included the first four games of the SEC schedule.
- Scored 9 points (4-of-5 FG, 1-of-1 FT) in his Mizzou debut vs. Wofford (Nov. 13), logging 13 minutes off the bench.
- Matched season highs in points (9) and rebounds (4) on a perfect night of shooting from the field (4-of-4 FG, 1-of-2 FT) in the 78-71 win vs. Northern Illinois (Dec. 4).
- Grabbed 10 rebounds vs. Illinois (Dec. 23), a career-best and the most for a Mizzou player at that point in the 2015-16 season.
- Played a season-high 24 minutes in the Braggin' Rights Game against the Fighting Illini.
- Back-to-back games with 10 rebounds with his effort vs. Arkansas-Pine Bluff (Dec. 29), his first career start.
- Two blocks and two steals in his second start of the season vs. Savannah State (Jan. 2), also recording 7 points (3-of-3 FG, 1-of-2 FT), 3 rebounds and 1 assist.

### JUNIOR COLLEGE (JOHN A. LOGAN COLLEGE):

- Averaged 14.1 points and 7.2 rebounds per game and shot 61-percent from the field during the 2014-15 season at John A. Logan.
- Led John A. Logan College to a 27-7 record in 2014-15.
- Anchored the post as John A. Logan captured a Great Rivers Athletic Conference title and an NJCAA National Tournament berth.
- As a freshman, recorded 6.1 points per game while shooting 49.6-percent from the field.

### HIGH SCHOOL:

- Won an Illinois state title as a senior at Simeon Career Academy.
- Played alongside Milwaukee Bucks forward and former
- No. 2 NBA Draft selection Jabari Parker.
- Transferred to Simeon from Leo Catholic High School
- in Chicago after his junior year.
- Earned all-state recognition as a junior at Leo Catholic.

### PERSONAL:

- Son of Vivian Winters and Russell Woods, Sr.
- Born Dec. 5, 1994, in Chicago, Ill.
- Enjoys cooking in his spare time.

**NCAA APPEARANCES: '44, '76, '78, '80, '81, '82, '83, '86, '87, '88, '89, '90, '92, '93, '95, '99, '00, '01, '02, '03, '09, '10, '11, '12, '13**

# 32 ADAM WOLF

## SO | F | 6-7 | 243

Blue Springs, Mo. // South HS

## WOLF CAREER STATS

| SEASON | G-GS | MIN | MPG | FG-A | FG% | 3FG-A | 3FG% | FT-A | FT% | OFF | DEF | REB | AVG. | AST / TO | BS / S | TP | AVG. |
|---|---|---|---|---|---|---|---|---|---|---|---|---|---|---|---|---|---|
| 2015-16 | 7-0 | 25 | 3.6 | 4-8 | .500 | 1-4 | .250 | 0-0 | .000 | 1 | 7 | 8 | 1.1 | 0 / 0 | 2 / 1 | 9 | 1.3 |
| 2016-17 | 6-0 | 17 | 2.8 | 0-2 | .000 | 0-1 | .000 | 0-0 | .000 | 1 | 0 | 1 | 0.2 | 0 / 0 | 0 / 1 | 0 | 0.0 |
| **TOTAL** | **13-0** | **42** | **3.2** | **4-10** | **.400** | **1-5** | **.200** | **0-0** | **.000** | **2** | **7** | **9** | **0.7** | **0 / 0** | **2 / 2** | **9** | **0.7** |

## WOLF 2016-17 GAME-BY-GAME

| Opponent | Date | GS | Min | FG | FGA | Pct | 3FG | FGA | Pct | FT | FTA | Pct | Off | Def | Tot | Avg | PF | FO | A | TO | Blk | Stl | Pts | Avg |
|---|---|---|---|---|---|---|---|---|---|---|---|---|---|---|---|---|---|---|---|---|---|---|---|---|
| ALABAMA A&M | 11-13-16 | | 6 | 0- 1 | | .000 | 0- 0 | | .000 | 0- 0 | | .000 | 1 | 0 | 1 | 1.0 | 1 | 0 | 0 | 0 | 0 | 0 | 0 | 0.0 |
| vs. Xavier | 11-17-16 | | DNP - Coach's Decision | | | | | | | | | | | | | | | | | | | | | |
| vs. Davidson | 11-18-16 | | DNP - Coach's Decision | | | | | | | | | | | | | | | | | | | | | |
| vs. Tulane | 11-20-16 | | DNP - Coach's Decision | | | | | | | | | | | | | | | | | | | | | |
| NW STATE | 11-26-16 | | 2 | 0- 1 | | .000 | 0- 1 | | .000 | 0- 0 | | .000 | 0 | 0 | 0 | 0.5 | 0 | 0 | 0 | 0 | 0 | 0 | 0 | 0.0 |
| N.C. Central | 11-28-16 | | DNP - Coach's Decision | | | | | | | | | | | | | | | | | | | | | |
| Western Kentucky | 12-3-16 | | DNP - Coach's Decision | | | | | | | | | | | | | | | | | | | | | |
| MIAMI (OHIO) | 12-6-16 | | 1 | 0- 0 | | .000 | 0- 0 | | .000 | 0- 0 | | .000 | 0 | 0 | 0 | 0.3 | 0 | 0 | 0 | 0 | 0 | 0 | 0 | 0.0 |
| Arizona | 12-10-16 | | DNP - Coach's Decision | | | | | | | | | | | | | | | | | | | | | |
| E. Illinois | 12-17-16 | | DNP - Coach's Decision | | | | | | | | | | | | | | | | | | | | | |
| vs. Illinois | 12-21-16 | | DNP - Coach's Decision | | | | | | | | | | | | | | | | | | | | | |
| Lipscomb | 12-29-16 | | DNP - Coach's Decision | | | | | | | | | | | | | | | | | | | | | |
| LSU * | 1-4-17 | | DNP - Coach's Decision | | | | | | | | | | | | | | | | | | | | | |
| at Georgia * | 1-7-17 | | DNP - Coach's Decision | | | | | | | | | | | | | | | | | | | | | |
| Auburn * | 1-10-17 | | DNP - Coach's Decision | | | | | | | | | | | | | | | | | | | | | |
| at Arkansas | 1-14-17 | | 0 | 0- 0 | | .000 | 0- 0 | | .000 | 0- 0 | | .000 | 0 | 0 | 0 | 0.3 | 0 | 0 | 0 | 0 | 0 | 0 | 0 | 0.0 |
| at Alabama * | 1-18-17 | | DNP - Coach's Decision | | | | | | | | | | | | | | | | | | | | | |
| Ole Miss * | 1-21-17 | | DNP - Coach's Decision | | | | | | | | | | | | | | | | | | | | | |
| at Miss. State * | 1-25-17 | | DNP - Coach's Decision | | | | | | | | | | | | | | | | | | | | | |
| S. Carolina * | 1-28-17 | | DNP - Coach's Decision | | | | | | | | | | | | | | | | | | | | | |
| at Florida* | 2-2-17 | | 7 | 0- 0 | | .000 | 0- 0 | | .000 | 0- 0 | | .000 | 0 | 0 | 0 | 0.2 | 1 | 0 | 0 | 0 | 0 | 1 | 0 | 0.0 |
| Arkansas * | 2-4-17 | | DNP - Coach's Decision | | | | | | | | | | | | | | | | | | | | | |
| at Texas A&M* | 2-8-17 | | 1 | 0- 0 | | .000 | 0- 0 | | .000 | 0- 0 | | .000 | 0 | 0 | 0 | 0.2 | 0 | 0 | 0 | 0 | 0 | 0 | 0 | 0.0 |
| Vanderbilt * | 2-11-17 | | | | | | | | | | | | | | | | | | | | | | | |
| Alabama * | 2-15-17 | | | | | | | | | | | | | | | | | | | | | | | |
| at Tennessee * | 2-18-17 | | | | | | | | | | | | | | | | | | | | | | | |
| Kentucky * | 2-21-17 | | | | | | | | | | | | | | | | | | | | | | | |
| at Ole Miss * | 2-25-17 | | | | | | | | | | | | | | | | | | | | | | | |
| Texas A&M * | 2-28-17 | | | | | | | | | | | | | | | | | | | | | | | |
| at Auburn * | 3-4-17 | | | | | | | | | | | | | | | | | | | | | | | |

## #32 AT A GLANCE

| Games Where #32.. | 2016-17 | Career |
|---|---|---|
| Scored 5+ points | - | 1 |
| Scored 10+ points | - | - |
| Hit 3+ FGs | - | 1 |
| Recorded 3+ rebounds | - | 2 |
| Recorded 2+ blocks | - | 1 |
| Played 10+ minutes | - | 1 |

**#32 Game & Career Highs...**

| 2016-17 | | Career |
|---|---|---|
| - | | 6, Arkansas-PB |
| - | **PTS** | 12-29-15 |
| - | | 3, Arkansas-PB |
| - | **FGM** | 12-29-15 |
| 1, twice | | 4, Arkansas-PB |
| | **FGA** | 12-29-15 |
| - | | 1, at Arizona |
| - | **3PTM** | 12-13-15 |
| 1, vs. NW State | | 1, Twice |
| 11-26-16 | **3PTA** | |
| - | | - |
| - | **FTM** | - |
| - | | - |
| - | **FTA** | - |
| 1, vs. Alabama A&M | | 3, Twice |
| 11-13-16 | **REB** | |
| - | | - |
| - | **AST** | - |
| - | | 2, Arkansas-PB |
| - | **BLKS** | 12-29-15 |
| 1, at Florida | | 1, Twice |
| 2-2-17 | **STLS** | - |
| 7, at Florida | | 12, at Kentucky |
| 2-2-17 | **MIN** | 2-6-16 |

### 2016-17 (SOPHOMORE):

- Season-high seven minutes of action at Florida (Feb. 2), snagging one steal.
- Made season debut in Mizzou's season-opening win vs. Alabama A&M (Nov. 13), playing six minutes off the bench and recording one rebound.

### 2015-16 (FRESHMAN):

- Appeared in 7 games for head coach Kim Anderson, shooting 4-of-8 from the field for the season with 8 total rebounds.
- Scored his first career points on a three-pointer in his first minute of collegiate action at No. 13 Arizona (Dec. 13).
- Six points (3-of-4 FG) in just five minutes to close out the 78-25 win vs. Arkansas-Pine Bluff (Dec. 29), including 3 rebounds and 2 blocks.
- Season-high 12 minutes of action off the bench at Alabama (Feb. 6), recording a season-best 3 rebounds.

### HIGH SCHOOL:

- Averaged 17.0 points and 7.5 rebounds per game and helped lead Beaver Dam High School to a 19-win season as a senior.
- Named First Team All-State in Wisconsin's Division 2 by the Wisconsin Basketball Coaches Association (WBCA) following his standout senior season.
- Earned Little Ten Conference Co-Player of the Year honors for his tremendous play on the court.
- Named Daily Citizen Player of the Year and earned all-area recognition after his 2014-15 campaign.
- Participated in the 2015 WBCA All-Star Game, an annual contest featuring the state of Wisconsin's top players.
- Played three seasons at Lake Forest High School in Illinois before transferring to Beaver Dam High School in Wisconsin for his senior season.
- Battled injuries throughout career at Lake Forest, averaging 6.3 points and 3.3 points per game as a junior while playing through a stress fracture.
- Played AAU basketball with Full Package Athletics, receiving coaching from Louis Walker and Steve Pratt.
- Passed up several Division II scholarship offers to accept Coach Anderson's walk-on opportunity at Mizzou.

### PERSONAL:

- Son of John and Jamie Wolf.
- Has an older sister, Danielle, and younger sister, Lilly.
- Born on March 21, 1997, in Milwaukee, Wis.
- Would like to work in business at the conclusion of his basketball-playing career.
- Father, John, was a walk-on basketball player at Marquette from 1988-90.
- Favorite movie is Star Wars.
- Has lived in seven different states in his lifetime.

**NCAA APPEARANCES: '44, '76, '78, '80, '81, '82, '83, '86, '87, '88, '89, '90, '92, '93, '95, '99, '00, '01, '02, '03, '09, '10, '11, '12, '13**

# 33

# CULLEN VANLEER

## SO | G | 6-4 | 208

Pacific, Mo. // Pacific HS

## VANLEER CAREER STATS

| SEASON | G-GS | MIN | MPG | FG-A | FG% | 3FG-A | 3FG% | FT-A | FT% | OFF | DEF | REB | AVG. | AST / TO | BS / S | TP | AVG. |
|---|---|---|---|---|---|---|---|---|---|---|---|---|---|---|---|---|---|
| 2015-16 | 31-3 | 534 | 17.2 | 45-138 | .326 | 30-110 | .273 | 5-8 | .625 | 7 | 29 | 36 | 1.2 | 24 / 14 | 1 / 10 | 125 | 4.0 |
| 2016-17 | 23-13 | 583 | 25.3 | 42-121 | .347 | 32-98 | .327 | 11-14 | .786 | 3 | 38 | 41 | 1.8 | 32 / 20 | 7 / 14 | 127 | 5.5 |
| **TOTAL** | **54-16** | **1117** | **20.7** | **87-259** | **.336** | **62-208** | **.298** | **16-22** | **.727** | **10** | **67** | **77** | **1.4** | **56 / 34** | **8 / 24** | **252** | **4.7** |

## #33 AT A GLANCE

| Games Where #33.. | 2016-17 | Career |
|---|---|---|
| Scored 5+ points | 13 | 24 |
| Scored 10+ points | 4 | 7 |
| Hit 3+ FGs | 7 | 11 |
| Hit 2+ 3-pointers | 9 | 16 |
| Recorded 3+ rebounds | 4 | 10 |
| Multiple assists | 6 | 11 |
| Dished 5+ assists | 1 | 1 |
| Multiple steals | 3 | 6 |
| Played 20+ minutes | 17 | 26 |
| Played 30+ minutes | 9 | 11 |

**#33 Game & Career Highs...**

| 2016-17 | | Career |
|---|---|---|
| 14, vs. Miami (Ohio) | | 14, vs. Miami (Ohio) |
| 12-6-16 | **PTS** | 12-6-16 |
| 5, vs. Arkansas | | 5, Twice |
| 2-4-17 | **FGM** | - |
| 10, vs. NC Central | | 10, vs. NC Central |
| 11-28-16 | **FGA** | 11-28-16 |
| 4, vs. Miami (Ohio) | | 4, twice |
| 12-6-16 | **3PTM** | - |
| 7, 3 times | | 7, 6 times |
| - | **3PTA** | |
| 3, vs. NC Central | | 3, vs. NC Central |
| 11-28-16 | **FTM** | 11-28-16 |
| 4, vs. NC Central | | 4, vs. NC Central |
| 11-28-16 | **FTA** | 11-28-16 |
| 5, twice | | 5, twice |
| - | **REB** | - |
| 5, vs. Alabama A&M | | 5, vs. Alabama A&M |
| 11-13-16 | **AST** | 11-13-16 |
| 1, Twice | | 1, 3 times |
| | **BLKS** | |
| 3, vs. W. Kentucky | | 3, vs. W. Kentucky |
| 12-3-16 | **STLS** | 12-3-16 |
| 37, twice | | 37, twice |
| - | **MIN** | - |

## VANLEER 2016-17 GAME-BY-GAME

| Opponent | Date | GS | Min | FG | FGA | Pct | 3FG | FGA | Pct | FT | FTA | Pct | Off | Def | Tot | Avg | PF | FO | A | TO | Blk | Stl | Pts | Avg |
|---|---|---|---|---|---|---|---|---|---|---|---|---|---|---|---|---|---|---|---|---|---|---|---|---|
| ALABAMA A&M | 11-13-16 | * | 29 | 3 | 5 | .600 | 3 | 5 | .600 | 0 | 0 | .000 | 0 | 2 | 2 | 2.0 | 3 | 0 | 5 | 1 | 1 | 0 | 9 | 9.0 |
| vs Xavier | 11-17-16 | * | 37 | 1 | 3 | .333 | 1 | 2 | .500 | 0 | 0 | .000 | 0 | 2 | 2 | 2.0 | 4 | 0 | 1 | 2 | 1 | 1 | 3 | 6.0 |
| vs Davidson | 11-18-16 | * | 35 | 4 | 9 | .444 | 3 | 7 | .429 | 0 | 0 | .000 | 0 | 1 | 1 | 1.7 | 2 | 0 | 2 | 2 | 0 | 2 | 11 | 7.7 |
| vs Tulane | 11-20-16 | * | 33 | 1 | 6 | .167 | 1 | 5 | .200 | 0 | 0 | .000 | 0 | 1 | 1 | 1.5 | 3 | 0 | 3 | 3 | 0 | 0 | 3 | 6.5 |
| NW STATE | 11-26-16 | * | 35 | 4 | 8 | .500 | 2 | 6 | .333 | 0 | 0 | .000 | 0 | 5 | 5 | 2.2 | 1 | 0 | 3 | 1 | 1 | 1 | 10 | 7.2 |
| NC CENTRAL | 11-28-16 | * | 35 | 1 | 10 | .100 | 0 | 6 | .000 | 3 | 4 | .750 | 0 | 3 | 3 | 2.3 | 4 | 0 | 1 | 0 | 0 | 2 | 5 | 6.8 |
| WESTERN KENTUCKY | 12-3-16 | * | 30 | 1 | 5 | .200 | 1 | 5 | .200 | 2 | 2 | 1.000 | 0 | 2 | 2 | 2.3 | 2 | 0 | 1 | 1 | 0 | 3 | 5 | 6.6 |
| MIAMI (OHIO) | 12-6-16 | * | 25 | 4 | 7 | .571 | 4 | 7 | .571 | 2 | 2 | 1.000 | 0 | 1 | 1 | 2.1 | 3 | 0 | 1 | 0 | 0 | 1 | 14 | 7.5 |
| ARIZONA | 12-10-16 | * | 37 | 2 | 8 | .250 | 2 | 7 | .286 | 2 | 2 | 1.000 | 0 | 2 | 2 | 2.1 | 2 | 0 | 4 | 1 | 0 | 1 | 8 | 7.6 |
| EASTERN ILLINOIS | 12-17-16 | * | 28 | 2 | 6 | .333 | 0 | 3 | .000 | 2 | 2 | 1.000 | 0 | 5 | 5 | 2.4 | 0 | 0 | 1 | 0 | 0 | 0 | 6 | 7.4 |
| vs Illinois | 12-21-16 | * | 35 | 2 | 8 | .250 | 1 | 4 | .250 | 0 | 0 | .000 | 0 | 1 | 1 | 2.3 | 5 | 1 | 3 | 1 | 0 | 1 | 5 | 7.2 |
| LIPSCOMB | 12-29-16 | | 23 | 0 | 5 | .000 | 0 | 5 | .000 | 0 | 1 | .000 | 2 | 1 | 3 | 2.3 | 1 | 0 | 1 | 0 | 1 | 0 | 0 | 6.6 |
| LSU * | 1-4-17 | | 1 | 0 | 0 | .000 | 0 | 0 | .000 | 0 | 0 | .000 | 0 | 0 | 0 | 2.2 | 0 | 0 | 0 | 0 | 0 | 0 | 0 | 6.1 |
| at Georgia* | 1-7-17 | | 11 | 0 | 2 | .000 | 0 | 2 | .000 | 0 | 0 | .000 | 0 | 2 | 2 | 2.1 | 3 | 0 | 1 | 0 | 1 | 0 | 0 | 5.6 |
| AUBURN* | 1-10-17 | | 4 | 0 | 1 | .000 | 0 | 1 | .000 | 0 | 0 | .000 | 0 | 0 | 0 | 2.0 | 1 | 0 | 0 | 0 | 0 | 0 | 0 | 5.3 |
| at Arkansas* | 1-14-17 | | 8 | 1 | 1 | 1.000 | 1 | 1 | 1.000 | 0 | 0 | .000 | 1 | 0 | 1 | 1.9 | 1 | 0 | 1 | 1 | 0 | 0 | 3 | 5.1 |
| at Alabama* | 1-18-17 | | 20 | 1 | 2 | .500 | 1 | 2 | .500 | 0 | 0 | .000 | 0 | 2 | 2 | 1.9 | 4 | 0 | 0 | 2 | 0 | 0 | 3 | 5.0 |
| OLE MISS* | 1-21-17 | | 23 | 3 | 6 | .500 | 3 | 6 | .500 | 0 | 1 | .000 | 0 | 3 | 3 | 2.0 | 2 | 0 | 0 | 0 | 0 | 0 | 9 | 5.2 |
| at Miss. State* | 1-25-17 | | 28 | 3 | 4 | .750 | 3 | 4 | .750 | 0 | 0 | .000 | 0 | 1 | 1 | 1.9 | 2 | 0 | 1 | 0 | 0 | 0 | 9 | 5.4 |
| S. CAROLINA* | 1-28-17 | | 25 | 1 | 5 | .200 | 1 | 5 | .200 | 0 | 0 | .000 | 0 | 3 | 3 | 2.0 | 2 | 0 | 2 | 1 | 0 | 0 | 3 | 5.3 |
| at Florida* | 2-2-17 | | 21 | 2 | 5 | .400 | 2 | 4 | .500 | 0 | 0 | .000 | 0 | 1 | 1 | 2.0 | 3 | 0 | 0 | 0 | 0 | 0 | 6 | 5.3 |
| ARKANSAS* | 2-4-17 | * | 32 | 5 | 9 | .556 | 2 | 6 | .333 | 0 | 0 | .000 | 0 | 0 | 0 | 1.9 | 4 | 0 | 0 | 2 | 1 | 1 | 12 | 5.6 |
| at Texas A&M* | 2-8-17 | * | 28 | 1 | 6 | .167 | 1 | 5 | .200 | 0 | 0 | .000 | 0 | 0 | 0 | 1.8 | 1 | 0 | 2 | 2 | 1 | 1 | 3 | 5.5 |
| Vanderbilt * | 2-11-17 | | | | | | | | | | | | | | | | | | | | | | | |
| Alabama * | 2-15-17 | | | | | | | | | | | | | | | | | | | | | | | |
| at Tennessee * | 2-18-17 | | | | | | | | | | | | | | | | | | | | | | | |
| Kentucky * | 2-21-17 | | | | | | | | | | | | | | | | | | | | | | | |
| at Ole Miss * | 2-25-17 | | | | | | | | | | | | | | | | | | | | | | | |
| Texas A&M * | 2-28-17 | | | | | | | | | | | | | | | | | | | | | | | |
| at Auburn * | 3-4-17 | | | | | | | | | | | | | | | | | | | | | | | |

### HONORS:

- 2015-16 First-Year SEC Academic Honor Roll

### 2016-17 (SOPHOMORE):

- Scored a career-high 14 points and matched a career-high for three-pointers made with four in a win over Miami (Ohio) on Dec. 6.
- Posted a career-high three steals and connected on two free throws in the final minute to seal the victory against Western Kentucky (Dec. 3).
- Recorded a career-high five rebounds vs. Northwestern State (Nov. 26).
- Knocked down three three-pointers in Mizzou's season-opening win over Alabama A&M (Nov. 13), dishing out a career-high five assists as well.

### 2015-16 (FRESHMAN):

- Appeared in all 31 games for Mizzou in his first collegiate campaign, including three starts late in the Tigers' SEC schedule.
- Averaged 4.0 points and 1.2 rebounds in 17.2 minutes per game in his first season wearing the Black & Gold.
- Hit on his first two field goal attempts in his collegiate debut vs. Wofford (Nov. 13), including his first career three-pointer.
- Season-best 13 points (5-of-9 FG, 3-of-7 3PT) at Xavier (Nov. 17), leading the Tigers in scoring for the first time.
- Season-high 3 assists in second start at Arkansas (Feb. 20), his fifth game of the season with multiple assists.

### PACIFIC HIGH SCHOOL:

- Averaged 23.5 points and 7.3 rebounds per game for Pacific High School as a senior.
- Became the all-time leading scorer in Pacific history, snapping a record that stood since 1954.
- Reached 1,000 career points in just 58 games.
- Named Missouri Class 4 Co-Player of the Year.
- Was a MBCA Class 4 All-State selection.
- Added academic all-conference honors as a senior.
- Also competed in golf in high school, receiving first team all-conference recognition and twice qualifying for the Missouri state golf championship.

### PERSONAL:

- Son of John and Lori VanLeer.
- Born on May 25, 1996, in Beaufort, Mo.
- Both parents attended Missouri State and work as educators, with mother, Lori, working as a superintendent and father, John, working as a physical education teacher and coach.
- Has been a fan of Mizzou Basketball since childhood.
- Showed cattle as a youngster.
- Has a younger brother named Cameron.
- Favorite sports movie is Glory Road.
- Would like to follow in his parents' footsteps and become a teacher or coach, or work in the physical therapy field.
- Avid golfer who sank the first hole-in-one of his golf career on an off day of Mizzou's first week of official 2016-17 practices.

**NCAA APPEARANCES: '44, '76, '78, '80, '81, '82, '83, '86, '87, '88, '89, '90, '92, '93, '95, '99, '00, '01, '02, '03, '09, '10, '11, '12, '13**

## INDIVIDUAL: THE LAST TIME MIZZOU HAD...

**Player score 25 points** Kevin Puryear (26) vs. Ole Miss; Jan. 21, 2017

**Player score 30 points** Jabari Brown (30) vs. Davidson; March 18, 2014

**Player score 35 points** Thomas Gardner (40) vs. Kansas; Jan. 16, 2006

**Player score 40 points** Thomas Gardner (40) vs. Kansas; Jan. 16, 2006

**Player grab 15 rebounds** Johnathan Williams III (15) vs. Texas A&M; March 14, 2014

**Player grab 20 rebounds** Curtis Berry (20) vs. Kansas; Jan. 9, 1980

**Player record a double-double** Jordan Barnett (15 p, 13 r) vs. Lipscomb, Dec. 29, 2016

**Two players record a double-double** Russell Woods (13 p, 11 r) Terrence Phillips (10 p, 10 a) vs. Ole Miss; Jan. 21, 2017

**Player record a triple-double** Never

**Player score 20+ points in back-to-back games to start season** Frankie Hughes (23) vs. Alabama A&M, Nov. 13, 2016; (24) vs. Xavier, Nov. 17, 2016

**Player score 20+ points in back-to-back-to-back games** Jabari Brown (20) at Ole Miss, Feb. 8, 2014; (25) vs. Arkansas, Feb. 13, 2014; (24) vs. Tennessee, Feb. 15, 2014

**Player dish out 10 assists** Terrence Phillips (10) vs. Ole Miss; Jan. 21, 2017

**Player collect five steals** Terrence Phillips (5) vs. Miami (Ohio); Dec. 6, 2016

**Player hit five three-point baskets** Terrence Phillips (5) at Georgia; Jan. 7, 2017

**Player make 10 free throws** Kevin Puryear (11-12) vs. Xavier; Nov. 17, 2016

**Two players score 20 points in a game** Jabari Brown (26) Earnest Ross (24) vs. Texas A&M; March 14, 2014

**Three players score 20 points in a game** Frankie Hughes (24) Kevin Puryear (22) Terrence Phillips (21) vs. Xavier; Nov. 17, 2016

**Two players grab 10 rebounds in a game** Jakeenan Gant (11) Russell Woods (10) vs. Arkansas-Pine Bluff; Dec. 29, 2015

**Three players grab 10 rebounds in a game** Negus Webster-Chan (11) Earnest Ross (10) Alex Oriakhi (10) vs. Alcorn State; Nov. 13, 2012

**Five players score in double figures** Jordan Barnett (18) Kevin Puryear (15) Jordan Geist (13) Terrence Phillips (12) K.J. Walton (11) vs. LSU, Jan. 4, 2017

**Six players score in double figures** Matt Pressey (14) Phil Pressey (12) Ricardo Ratiliffe (12) Michael Dixon Jr. (12) Kim English (10) Steve Moore (10) at Iowa State; Jan. 11, 2012

**Seven players score in double figures** Kim English (20) Justin Stafford (16) Laurence Bowers (16) Marcus Denmon (12) Matt Pressey (10) Michael Dixon Jr. (10) Ricky Kreklow (10) vs. North Alabama; Jan. 5, 2011

## TEAM: THE LAST TIME MIZZOU...

**Scored 100 points or more** Dec. 17, 2012; Mizzou 102, South Carolina State 51

**Scored less than 50 points** Nov. 23, 2015; Kansas State 66, Mizzou 42

**Scored less than 50 points and won** Nov. 14, 1997; Mizzou 45, Depaul 42

**Allowed 100 points or more** Feb. 7, 2011; Kansas 103, Mizzou 86

**Held an opponent to less than 40 points** Dec. 29, 2015; Mizzou 78, Arkansas-Pine Bluff 25

**Held an opponent to less than 50 points** Nov. 13, 2016; Mizzou 99, Alabama A&M 44

**Had 50 rebounds** Jan. 10, 2016, vs. Auburn (51)

**Had 20 assists** Feb. 8, 2017, at Texas A&M (51)

**Had 30 assists** Dec. 18, 2010, vs. Central Arkansas (33)

**Had 10 steals** Jan. 7, 2017, at Georgia (10)

**Held opponent to less than 25 percent shooting** Dec. 29, 2015, Arkansas-Pine Bluff (15.4)

**Shot better than 70 percent from the field** Dec. 6, 1989, vs. Hawaii Loa (.752)

**Shot under 30 percent from the field** Nov. 28, 2016, vs. North Carolina Central (.250)

**Shot better than 90 percent from the free throw line** March 8, 2014 at Tennessee (13-for-14, .921)

**Attempted 40 free throws** Dec. 29, 2016, vs. Lipscomb (41)

**Made 10 3-pointers** Jan. 21, 2017, vs. Ole Miss (11-for-25)

**Won an overtime game** Jan. 8, 2015 vs. LSU; Mizzou 74, LSU 67 (OT)

**Lost an overtime game** Nov. 17, 2016 vs. Xavier; XU 83, Mizzou 82 (OT)

**Played a double-OT game** March 14, 2014; Mizzou 91, Texas A&M 83

**Played a triple-overtime game** Jan. 13, 2001; Mizzou 112, Iowa State 109 (4OT)

**Defeated an AP Top 25 team** Dec. 15, 2013; Mizzou 80, No. 18 UCLA 71

**Defeated a USA Today Top 25 team** Feb. 16, 2016; Mizzou 72, No. 23 South Carolina 67

**Had a 30-point win** Jan. 2, 2016; Mizzou 81, Savannah State 50

**Had a 40-point win** Dec. 29, 2015; Mizzou 78, Arkansas-Pine Bluff 25

**Had a 50-point win** Nov. 13, 2016; Mizzou 99, Alabama A&M 44

**Won back-to-back road games** Dec. 28, 2013 at North Carolina State (68-64) Jan. 11, 2014 at Auburn (70-68)

**Won by double digits over an SEC team** Feb. 13, 2016 vs. Tennessee (75-64)

**NCAA APPEARANCES: '44, '76, '78, '80, '81, '82, '83, '86, '87, '88, '89, '90, '92, '93, '95, '99, '00, '01, '02, '03, '09, '10, '11, '12, '13**

| Opponent | | G | G | G | F | F | Record ** |
|---|---|---|---|---|---|---|---|
| Nov. 13 | Alabama A&M | Phillips | Hughes | VanLeer | Puryear | Woods | 1-0 |
| Nov. 17 | vs. Xavier | Phillips | Hughes | VanLeer | Puryear | Woods | 1-1 |
| Nov. 18 | vs. Davidson | Phillips | Hughes | VanLeer | Puryear | Woods | 1-2 |
| Nov. 20 | vs. Tulane | Phillips | Hughes | VanLeer | Puryear | Woods | 2-2 |
| Nov. 26 | Northwestern St. | Phillips | Hughes | VanLeer | Puryear | Woods | 3-2 |
| Nov. 28 | NC Central | Phillips | Hughes | VanLeer | Puryear | Woods | 3-3 |
| Dec. 3 | Western Kentucky | Phillips | Hughes | VanLeer | Puryear | Woods | 4-3 |
| Dec. 6 | Miami (Ohio) | Phillips | Hughes | VanLeer | Puryear | Woods | 5-3 |
| Dec. 10 | Arizona | Phillips | Hughes | VanLeer | Puryear | Woods | 5-4 |
| Dec. 17 | Eastern Illinois | Phillips | Hughes | VanLeer | Puryear | Woods | 5-5 |
| Dec. 21 | vs. Illinois | Phillips | Hughes | VanLeer | Puryear | Woods | 5-6 |
| Dec. 29 | Lipscomb | Phillips | Geist | Barnett | Puryear | Woods | 0-1 |
| Jan. 4 | LSU | Walton | Geist | Barnett | Puryear | Woods | 0-1 |
| Jan. 7 | at Georgia | Walton | Geist | Barnett | Puryear | Woods | 0-2 |
| Jan. 10 | Auburn | Walton | Geist | Barnett | Puryear | Woods | 0-3 |
| Jan. 14 | at Arkansas | Walton | Geist | Barnett | Puryear | Woods | 0-4 |
| Jan. 18 | at Alabama | Walton | Geist | Barnett | Puryear | Woods | 0-5 |
| Jan. 21 | Ole Miss | Walton | Geist | Barnett | Puryear | Woods | 0-6 |
| Jan. 25 | at Mississippi St. | Walton | Geist | Barnett | Puryear | Woods | 0-7 |
| Jan. 28 | South Carolina | Walton | Geist | Barnett | Puryear | Woods | 0-8 |
| Feb. 2 | at Florida | Walton | Geist | Barnett | Puryear | Woods | 0-9 |
| Feb. 4 | Arkansas | Phillips | Walton | VanLeer | Puryear | Woods | 1-0 |
| Feb. 8 | at Texas A&M | Phillips | Walton | VanLeer | Puryear | Woods | 1-1 |



## MIZZOU WHEN...

| | |
|---|---|
| Playing at home | 5-8 |
| Playing on the road | 0-6 |
| Playing on a neutral court | 1-3 |
| SEC games | 1-10 |
| SEC at home | 1-4 |
| SEC on the road | 0-6 |
| Following a win | 2-4 |
| Following a loss | 3-13 |
| Leading at half | 5-6 |
| Trailing at half | 1-11 |
| Tied at half | 0-0 |
| Shoots at least 50% | 3-0 |
| Shoots less than 50% | 3-17 |
| Opponent shoots 50% | 1-2 |
| Shoots more FT than Opp. | 5-5 |
| Shoots fewer FT than Opp. | 0-11 |
| Shoots same FT as Opp. | 1-1 |
| Makes more FT than Opp. | 5-6 |
| Makes fewer FT than Opp. | 0-10 |
| Makes same FT as Opp. | 1-1 |
| Scores 90-110 | 1-0 |
| Scores 80-89 | 3-1 |
| Scores 70-79 | 0-7 |
| Scores 69 or fewer | 2-8 |
| Leads in rebounding | 5-4 |
| Trails in rebounding | 1-11 |
| Tied in rebounding | 0-2 |
| More turnovers than Opp. | 2-9 |
| Fewer turnovers than Opp. | 4-7 |
| Same turnovers as Opp | 0-1 |
| In November | 3-3 |
| In December | 2-4 |
| In January | 0-8 |
| In February | 1-2 |
| In March | 0-0 |
| Margin between 1-5 | 3-6 |
| Margin between 6-10 | 0-3 |
| Margin between 11-20 | 0-5 |
| Margin 20+ | 3-1 |
| Overtime Games | 0-1 |
| On Sunday | 2-0 |
| On Monday | 0-1 |
| On Tuesday | 1-1 |
| On Wednesday | 0-4 |
| On Thursday | 0-3 |
| On Friday | 0-1 |
| On Saturday | 3-7 |
| Wearing White | 4-10 |
| Wearing Black | 1-3 |
| Wearing Gold | 1-2 |
| Wearing Anthracite | 0-2 |

**Official Basketball Box Score -- Game Totals -- Final Statistics**
**Alabama A&M vs Mizzou**
**11-13-16 7:05 p.m. at Mizzou Arena // Columbia, Mo.**

**Alabama A&M 44 • 0-2**

| ## | Player | | Total FG-FGA | 3-Ptr FG-FGA | FT-FTA | Rebounds Off | Def | Tot | PF | TP | A | TO | Blk | Stl | Min |
|---|---|---|---|---|---|---|---|---|---|---|---|---|---|---|---|
| 03 | De'Ederick Petty | * | 3-12 | 1-6 | 6-8 | 1 | 0 | 1 | 1 | 13 | 0 | 4 | 1 | 2 | 25 |
| 10 | Rakiya Battle | * | 0-4 | 0-2 | 2-2 | 0 | 0 | 0 | 1 | 2 | 1 | 1 | 0 | 0 | 18 |
| 24 | Evan Wiley | * | 0-3 | 0-0 | 0-0 | 1 | 2 | 3 | 3 | 0 | 0 | 0 | 0 | 1 | 9 |
| 35 | Tracey Burnett | * | 3-6 | 0-0 | 0-0 | 3 | 5 | 8 | 3 | 6 | 0 | 1 | 0 | 0 | 29 |
| 42 | Quinterian McConico | * | 1-9 | 0-0 | 1-2 | 1 | 4 | 5 | 3 | 3 | 0 | 2 | 0 | 0 | 23 |
| 02 | Christopher Thomas | | 0-2 | 0-1 | 0-0 | 1 | 0 | 1 | 2 | 0 | 0 | 2 | 0 | 0 | 13 |
| 04 | Ariston Johnson | | 3-9 | 0-1 | 0-0 | 0 | 0 | 0 | 3 | 6 | 1 | 2 | 0 | 0 | 24 |
| 11 | Matthew Cotton | | 2-4 | 0-0 | 0-0 | 0 | 0 | 0 | 1 | 4 | 1 | 1 | 0 | 0 | 16 |
| 12 | Marcus Merriweather | | 2-4 | 0-1 | 0-1 | 0 | 1 | 1 | 0 | 4 | 0 | 0 | 0 | 0 | 11 |
| 20 | L'Quan Wiltshire | | 0-1 | 0-0 | 2-2 | 2 | 2 | 4 | 2 | 2 | 1 | 0 | 0 | 2 | 16 |
| 22 | Eugene Jones Jr. | | 2-6 | 0-2 | 0-0 | 2 | 1 | 3 | 3 | 4 | 0 | 0 | 0 | 0 | 16 |
| | Team | | | | | 2 | 1 | 3 | | | | 2 | | | |
| | Totals | | 16-60 | 1-13 | 11-15 | 13 | 16 | 29 | 22 | 44 | 4 | 15 | 1 | 5 | 200 |

FG % 1st Half: 8-35 22.9% 2nd half: 8-25 32.0% Game: 16-60 26.7%
3FG % 1st Half: 0-10 0.0% 2nd half: 1-3 33.3% Game: 1-13 7.7%
FT % 1st Half: 4-4 100.0% 2nd half: 7-11 63.6% Game: 11-15 73.3%
Deadball Rebounds 1,1

**Mizzou 99 • 1-0**

| ## | Player | | Total FG-FGA | 3-Ptr FG-FGA | FT-FTA | Rebounds Off | Def | Tot | PF | TP | A | TO | Blk | Stl | Min |
|---|---|---|---|---|---|---|---|---|---|---|---|---|---|---|---|
| 01 | PHILLIPS, Terrence | * | 2-3 | 0-0 | 3-5 | 0 | 3 | 3 | 2 | 7 | 5 | 3 | 0 | 0 | 20 |
| 03 | HUGHES, Frankie | * | 9-14 | 4-9 | 1-4 | 1 | 1 | 2 | 0 | 23 | 1 | 1 | 1 | 2 | 21 |
| 24 | PURYEAR, Kevin | * | 2-4 | 0-0 | 3-4 | 0 | 9 | 9 | 0 | 7 | 1 | 0 | 1 | 1 | 15 |
| 25 | WOODS, Russell | * | 3-3 | 0-0 | 6-7 | 2 | 1 | 3 | 3 | 12 | 0 | 0 | 0 | 0 | 17 |
| 33 | VANLEER, Cullen | * | 3-5 | 3-5 | 0-0 | 0 | 2 | 2 | 3 | 9 | 5 | 1 | 1 | 0 | 29 |
| 02 | JACKSON, Willie | | 5-6 | 0-0 | 1-2 | 4 | 5 | 9 | 1 | 11 | 1 | 0 | 0 | 1 | 20 |
| 05 | SMITH, Mitchell | | 3-4 | 0-0 | 1-3 | 1 | 4 | 5 | 2 | 7 | 0 | 1 | 1 | 0 | 13 |
| 10 | RAU, Brett | | 0-0 | 0-0 | 0-0 | 0 | 0 | 0 | 0 | 0 | 0 | 1 | 0 | 0 | 2 |
| 11 | WALTON, K.J. | | 4-6 | 0-0 | 1-2 | 1 | 1 | 2 | 2 | 9 | 2 | 1 | 0 | 2 | 18 |
| 13 | GLASSMAN, Trevor | | 0-0 | 0-0 | 0-0 | 0 | 1 | 1 | 0 | 0 | 1 | 1 | 0 | 0 | 2 |
| 14 | NIKKO, Reed | | 2-4 | 0-0 | 2-2 | 0 | 4 | 4 | 0 | 6 | 1 | 0 | 0 | 1 | 15 |
| 15 | GEIST, Jordan | | 2-6 | 1-2 | 3-4 | 0 | 1 | 1 | 0 | 8 | 0 | 0 | 0 | 2 | 22 |
| 32 | WOLF, Adam | | 0-1 | 0-0 | 0-0 | 1 | 0 | 1 | 1 | 0 | 0 | 0 | 0 | 0 | 6 |
| | Team | | | | | 0 | 1 | 1 | | | | | | | |
| | Totals | | 35-56 | 8-16 | 21-33 | 10 | 33 | 43 | 14 | 99 | 17 | 9 | 4 | 9 | 200 |

FG % 1st Half: 16-28 57.1% 2nd half: 19-28 67.9% Game: 35-56 62.5%
3FG % 1st Half: 4-11 36.4% 2nd half: 4-5 80.0% Game: 8-16 50.0%
FT % 1st Half: 13-17 76.5% 2nd half: 8-16 50.0% Game: 21-33 63.6%
Deadball Rebounds 6,1

Officials: Doug Shows, Antinio Petty, Owen Short
Technical fouls: Alabama A&M-None. Mizzou-None.
Attendance: 3977

| Score by periods | 1st | 2nd | Total |
|---|---|---|---|
| Alabama A&M | 20 | 24 | **44** |
| Mizzou | 49 | 50 | **99** |

◥ Mizzou's 99 points scored was the squad's highest game total since scoring 102 points against South Carolina State on Dec.17, 2012.

◥ Ten different Tigers scored, including 55 of Mizzou's 99 points coming from newcomers.

◥ The 23 points scored by freshman guard Frankie Hughes matched the program record for a freshman debut.

◥ The Tigers set a Mizzou Arena record for fewest assists allowed, giving up just four to Alabama A&M. The previous low was five, last set against Texas A&M in 2012.

**Official Basketball Box Score -- Game Totals -- Final Statistics**
**Xavier vs Mizzou**
**11/17/16 1:00 PM ET at Orlando, Fla. (HP Field House)**

**Xavier 83 • 3-0**

| ## | Player | | Total FG-FGA | 3-Ptr FG-FGA | FT-FTA | Rebounds Off | Def | Tot | PF | TP | A | TO | Blk | Stl | Min |
|---|---|---|---|---|---|---|---|---|---|---|---|---|---|---|---|
| 54 | O'MARA, Sean | c | 5-7 | 0-0 | 3-4 | 2 | 3 | 5 | 1 | 13 | 0 | 0 | 1 | 1 | 25 |
| 04 | SUMNER, Edmond | g | 7-19 | 0-5 | 4-11 | 0 | 6 | 6 | 3 | 18 | 1 | 4 | 1 | 3 | 41 |
| 05 | BLUIETT, Trevon | g | 5-16 | 0-6 | 3-4 | 1 | 2 | 3 | 4 | 13 | 1 | 3 | 0 | 0 | 29 |
| 11 | BERNARD, Malcolm | g | 2-5 | 1-3 | 1-1 | 1 | 4 | 5 | 4 | 6 | 2 | 1 | 2 | 2 | 32 |
| 55 | MACURA, J.P. | g | 6-14 | 1-7 | 6-6 | 3 | 2 | 5 | 2 | 19 | 5 | 2 | 0 | 2 | 42 |
| 00 | JONES, Tyrique | | 0-2 | 0-0 | 0-0 | 3 | 1 | 4 | 5 | 0 | 1 | 0 | 1 | 0 | 9 |
| 03 | GOODIN, Quentin | | 0-3 | 0-1 | 2-2 | 0 | 1 | 1 | 0 | 2 | 2 | 1 | 0 | 0 | 20 |
| 35 | GASTON, RaShid | | 3-4 | 0-0 | 6-10 | 3 | 7 | 10 | 5 | 12 | 2 | 2 | 4 | 0 | 27 |
| | Team | | | | | 6 | 7 | 13 | | | | 1 | | | |
| | Totals | | 28-70 | 2-22 | 25-38 | 19 | 33 | 52 | 24 | 83 | 14 | 14 | 9 | 8 | 225 |

FG % 1st Half: 14-35 40.0% 2nd half: 11-28 39.3% OT: 3-7 42.9% Game: 28-70 40.0%
3FG % 1st Half: 2-12 16.7% 2nd half: 0-7 0.0% OT: 0-3 0.0% Game: 2-22 9.1%
FT % 1st Half: 6-11 54.5% 2nd half: 13-19 68.4% OT: 6-8 75.0% Game: 25-38 65.8%
Deadball Rebounds 6

**Mizzou 82 • 1-1**

| ## | Player | | Total FG-FGA | 3-Ptr FG-FGA | FT-FTA | Rebounds Off | Def | Tot | PF | TP | A | TO | Blk | Stl | Min |
|---|---|---|---|---|---|---|---|---|---|---|---|---|---|---|---|
| 24 | PURYEAR, Kevin | f | 5-17 | 1-5 | 11-12 | 1 | 9 | 10 | 1 | 22 | 3 | 1 | 0 | 0 | 40 |
| 25 | WOODS, Russell | f | 2-3 | 0-0 | 0-1 | 1 | 0 | 1 | 5 | 4 | 0 | 1 | 1 | 0 | 17 |
| 01 | PHILLIPS, Terrence | g | 7-16 | 1-6 | 6-6 | 0 | 7 | 7 | 5 | 21 | 5 | 2 | 0 | 1 | 40 |
| 03 | HUGHES, Frankie | g | 8-20 | 5-13 | 3-5 | 2 | 3 | 5 | 1 | 24 | 3 | 4 | 0 | 3 | 41 |
| 33 | VANLEER, Cullen | g | 1-3 | 1-2 | 0-0 | 0 | 2 | 2 | 4 | 3 | 1 | 2 | 1 | 1 | 37 |
| 02 | JACKSON, Willie | | 3-3 | 0-0 | 0-1 | 1 | 3 | 4 | 4 | 6 | 0 | 1 | 0 | 0 | 20 |
| 05 | SMITH, Mitchell | | 0-0 | 0-0 | 0-2 | 1 | 0 | 1 | 1 | 0 | 0 | 0 | 0 | 0 | 2 |
| 11 | WALTON, K.J. | | 0-0 | 0-0 | 0-0 | 0 | 0 | 0 | 2 | 0 | 0 | 1 | 0 | 0 | 8 |
| 14 | NIKKO, Reed | | 1-2 | 0-0 | 0-0 | 0 | 2 | 2 | 4 | 2 | 1 | 1 | 2 | 0 | 11 |
| 15 | GEIST, Jordan | | 0-1 | 0-0 | 0-0 | 0 | 2 | 2 | 1 | 0 | 0 | 0 | 0 | 0 | 9 |
| | Team | | | | | 3 | 2 | 5 | | | | 1 | | | |
| | Totals | | 27-65 | 8-26 | 20-27 | 9 | 30 | 39 | 28 | 82 | 13 | 14 | 4 | 5 | 225 |

FG % 1st Half: 12-27 44.4% 2nd half: 11-30 36.7% OT: 4-8 50.0% Game: 27-65 41.5%
3FG % 1st Half: 3-13 23.1% 2nd half: 4-10 40.0% OT: 1-3 33.3% Game: 8-26 30.8%
FT % 1st Half: 11-16 68.8% 2nd half: 7-9 77.8% OT: 2-2 100.0% Game: 20-27 74.1%
Deadball Rebounds 3

Officials: Gerry Pollard, Hal Lusk, Kipp Kissinger
Technical fouls: Xavier-None. Mizzou-None.
Attendance:
Game 2 of the Tire Pros Invitational

| Score by periods | 1st | 2nd | OT | Total |
|---|---|---|---|---|
| Xavier | 36 | 35 | 12 | **83** |
| Mizzou | 38 | 33 | 11 | **82** |

◥ Freshman guard Frankie Hughes scored 24 points to lead Mizzou in the game, becoming the first Tiger to ever start his career with back-to-back 20-point games. Hughes scored 23 points in his collegiate debut against Alabama A&M on Nov. 13.

◥ Hughes sank five shots from beyond the three-point arc in the game, the first time a Tiger has sank five or more from deep since Namon Wright drained six from deep against Ole Miss on Feb. 23, 2016.

◥ Mizzou had three players score 20 or more points; Hughes (24), sophomore forward Kevin Puryear (22) and sophomore guard Terrence Phillips (21), for the first time since Feb. 8, 2014, when Earnest Ross (24), Jordan Clarkson (23) and Jabari Brown (20) did so against Ole Miss.

◥ The 21-point output from Phillips is a new career-high, surpassing his previous high of 16 set twice last year.

**Official Basketball Box Score -- Game Totals -- Final Statistics**
**Davidson vs Mizzou**
**11/18/16 11:30 AM ET at Orlando, Fla. (HP Field House)**

**Davidson 70 • 2-1**

| ## | Player | | Total FG-FGA | 3-Ptr FG-FGA | FT-FTA | Rebounds Off | Def | Tot | PF | TP | A | TO | Blk | Stl | Min |
|---|---|---|---|---|---|---|---|---|---|---|---|---|---|---|---|
| 22 | MAGARITY, Will | f | 3-10 | 0-5 | 0-0 | 0 | 4 | 4 | 5 | 6 | 3 | 5 | 2 | 0 | 25 |
| 23 | ALDRIDGE, Peyton | f | 8-13 | 3-5 | 2-4 | 1 | 6 | 7 | 0 | 21 | 1 | 3 | 1 | 0 | 37 |
| 03 | GUDMUNDSSON, Jon Ax. | g | 2-5 | 2-5 | 1-2 | 1 | 2 | 3 | 2 | 7 | 2 | 2 | 0 | 3 | 26 |
| 12 | GIBBS, Jack | g | 7-16 | 3-9 | 8-9 | 1 | 2 | 3 | 2 | 25 | 4 | 4 | 0 | 2 | 34 |
| 32 | REIGEL, Rusty | g | 0-3 | 0-3 | 0-0 | 0 | 6 | 6 | 1 | 0 | 2 | 0 | 1 | 0 | 37 |
| 00 | KOVACEVIC, Dusan | | 0-0 | 0-0 | 0-0 | 0 | 1 | 1 | 4 | 0 | 0 | 1 | 0 | 0 | 5 |
| 01 | EKWU, Nathan | | 1-1 | 0-0 | 1-1 | 0 | 3 | 3 | 3 | 3 | 1 | 0 | 0 | 1 | 10 |
| 02 | WATKINS, Jordan | | 3-5 | 2-3 | 0-0 | 1 | 3 | 4 | 2 | 8 | 1 | 1 | 0 | 0 | 23 |
| 13 | FAINES, Kamau | | 0-0 | 0-0 | 0-0 | 0 | 0 | 0 | 0 | 0 | 0 | 0 | 0 | 0 | 0+ |
| 31 | GIAMOUKIS, Manu | | 0-0 | 0-0 | 0-0 | 0 | 0 | 0 | 0 | 0 | 0 | 0 | 0 | 0 | 0+ |
| 40 | MCAULIFFE, Andrew | | 0-1 | 0-0 | 0-0 | 0 | 0 | 0 | 0 | 0 | 0 | 0 | 1 | 0 | 3 |
| | Team | | | | | 2 | 3 | 5 | | | | | | | |
| | Totals | | 24-54 | 10-30 | 12-16 | 6 | 30 | 36 | 19 | 70 | 14 | 16 | 5 | 6 | 200 |

FG % 1st Half: 14-33 42.4% 2nd half: 10-21 47.6% Game: 24-54 44.4%
3FG % 1st Half: 6-18 33.3% 2nd half: 4-12 33.3% Game: 10-30 33.3%
FT % 1st Half: 3-4 75.0% 2nd half: 9-12 75.0% Game: 12-16 75.0%
Deadball Rebounds 2,1

**Mizzou 55 • 1-2**

| ## | Player | | Total FG-FGA | 3-Ptr FG-FGA | FT-FTA | Rebounds Off | Def | Tot | PF | TP | A | TO | Blk | Stl | Min |
|---|---|---|---|---|---|---|---|---|---|---|---|---|---|---|---|
| 24 | PURYEAR, Kevin | f | 5-10 | 0-1 | 2-3 | 1 | 5 | 6 | 1 | 12 | 0 | 2 | 1 | 0 | 29 |
| 25 | WOODS, Russell | f | 1-3 | 0-0 | 0-0 | 1 | 1 | 2 | 0 | 2 | 0 | 1 | 0 | 0 | 16 |
| 01 | PHILLIPS, Terrence | g | 0-8 | 0-3 | 1-2 | 1 | 2 | 3 | 3 | 1 | 6 | 2 | 0 | 1 | 24 |
| 03 | HUGHES, Frankie | g | 1-11 | 0-4 | 0-1 | 0 | 2 | 2 | 2 | 2 | 2 | 3 | 0 | 1 | 25 |
| 33 | VANLEER, Cullen | g | 4-9 | 3-7 | 0-0 | 0 | 1 | 1 | 2 | 11 | 2 | 2 | 0 | 2 | 35 |
| 02 | JACKSON, Willie | | 3-5 | 0-0 | 1-1 | 2 | 3 | 5 | 1 | 7 | 0 | 1 | 0 | 0 | 19 |
| 11 | WALTON, K.J. | | 2-6 | 0-1 | 2-2 | 3 | 3 | 6 | 2 | 6 | 1 | 2 | 0 | 1 | 17 |
| 14 | NIKKO, Reed | | 5-6 | 0-0 | 0-1 | 0 | 0 | 0 | 3 | 10 | 0 | 1 | 1 | 0 | 16 |
| 15 | GEIST, Jordan | | 1-3 | 0-0 | 2-2 | 0 | 4 | 4 | 1 | 4 | 3 | 1 | 0 | 1 | 19 |
| | Team | | | | | 3 | 5 | 8 | | | | | | | |
| | Totals | | 22-61 | 3-16 | 8-12 | 11 | 26 | 37 | 15 | 55 | 14 | 15 | 2 | 6 | 200 |

FG % 1st Half: 11-28 39.3% 2nd half: 11-33 33.3% Game: 22-61 36.1%
3FG % 1st Half: 1-5 20.0% 2nd half: 2-11 18.2% Game: 3-16 18.8%
FT % 1st Half: 0-2 0.0% 2nd half: 8-10 80.0% Game: 8-12 66.7%
Deadball Rebounds 1

Officials: Steve Olson, Lamont Simpson, Rick Randall
Technical fouls: Davidson-None. Mizzou-None.
Attendance:
2016 Tire Pros Invitational

| Score by periods | 1st | 2nd | Total |
|---|---|---|---|
| Davidson | 37 | 33 | **70** |
| Mizzou | 23 | 32 | **55** |

◥ The Tigers were led by sophomore forward Kevin Puryear, who scored 12 points (5-10 FG, 2-3 FT) and grabbed five rebounds.

◥ Sophomore guard Cullen VanLeer chipped in 11 points (two shy of his career-high), sinking three shots from beyond the three-point arc, one triple off his career-high.

**Official Basketball Box Score -- Game Totals -- Final Statistics**
**Mizzou vs Tulane**
**11/20/16 12:00 PM ET at Orlando, Fla. (HP Field House)**

**Mizzou 67 • 2-2**

| ## | Player | | Total FG-FGA | 3-Ptr FG-FGA | FT-FTA | Rebounds Off | Def | Tot | PF | TP | A | TO | Blk | Stl | Min |
|---|---|---|---|---|---|---|---|---|---|---|---|---|---|---|---|
| 24 | PURYEAR, Kevin | f | 5-10 | 0-0 | 1-2 | 1 | 1 | 2 | 2 | 11 | 0 | 2 | 0 | 1 | 26 |
| 25 | WOODS, Russell | f | 2-3 | 0-0 | 1-2 | 5 | 5 | 10 | 4 | 5 | 2 | 2 | 1 | 1 | 21 |
| 01 | PHILLIPS, Terrence | g | 1-6 | 0-0 | 0-0 | 0 | 2 | 2 | 2 | 2 | 1 | 3 | 0 | 1 | 28 |
| 03 | HUGHES, Frankie | g | 6-13 | 2-7 | 0-0 | 1 | 3 | 4 | 0 | 14 | 1 | 2 | 0 | 1 | 20 |
| 33 | VANLEER, Cullen | g | 1-6 | 1-5 | 0-0 | 0 | 1 | 1 | 3 | 3 | 3 | 3 | 0 | 0 | 33 |
| 02 | JACKSON, Willie | | 1-3 | 0-0 | 0-0 | 0 | 3 | 3 | 2 | 2 | 0 | 2 | 0 | 0 | 14 |
| 11 | WALTON, K.J. | | 6-8 | 0-1 | 8-9 | 1 | 3 | 4 | 2 | 20 | 2 | 0 | 0 | 3 | 19 |
| 14 | NIKKO, Reed | | 2-3 | 0-0 | 1-1 | 1 | 4 | 5 | 1 | 5 | 1 | 0 | 1 | 0 | 19 |
| 15 | GEIST, Jordan | | 1-6 | 1-4 | 2-2 | 1 | 6 | 7 | 2 | 5 | 3 | 3 | 0 | 3 | 20 |
| | Team | | | | | 2 | 3 | 5 | | | | 1 | | | |
| | Totals | | 25-58 | 4-17 | 13-16 | 12 | 31 | 43 | 18 | 67 | 13 | 18 | 2 | 10 | 200 |

FG % 1st Half: 10-30 33.3% 2nd half: 15-28 53.6% Game: 25-58 43.1%
3FG % 1st Half: 2-10 20.0% 2nd half: 2-7 28.6% Game: 4-17 23.5%
FT % 1st Half: 0-0 0.0% 2nd half: 13-16 81.3% Game: 13-16 81.3%
Deadball Rebounds 2

**Tulane 62 • 1-4**

| ## | Player | | Total FG-FGA | 3-Ptr FG-FGA | FT-FTA | Rebounds Off | Def | Tot | PF | TP | A | TO | Blk | Stl | Min |
|---|---|---|---|---|---|---|---|---|---|---|---|---|---|---|---|
| 15 | SMITH, Ryan | c | 2-10 | 0-0 | 4-4 | 2 | 1 | 3 | 4 | 8 | 2 | 0 | 2 | 0 | 25 |
| 05 | REYNOLDS, Cameron | g | 6-18 | 4-8 | 2-4 | 2 | 4 | 6 | 3 | 18 | 2 | 3 | 0 | 0 | 34 |
| 13 | MORGAN, Malik | g | 3-10 | 0-2 | 4-4 | 3 | 2 | 5 | 3 | 10 | 4 | 1 | 0 | 1 | 30 |
| 14 | SLATER, Colin | g | 2-5 | 1-2 | 0-0 | 0 | 1 | 1 | 1 | 5 | 1 | 1 | 0 | 1 | 17 |
| 35 | FRAZIER, Melvin | g | 2-5 | 1-2 | 0-0 | 0 | 5 | 5 | 3 | 5 | 2 | 4 | 2 | 2 | 33 |
| 03 | ONA EMBO, Ray | | 0-2 | 0-0 | 0-0 | 0 | 0 | 0 | 0 | 0 | 1 | 1 | 0 | 0 | 5 |
| 10 | JULIEN, Von | | 2-3 | 1-2 | 0-2 | 0 | 3 | 3 | 0 | 5 | 2 | 1 | 0 | 1 | 21 |
| 11 | HARRIS, Kain | | 4-5 | 2-3 | 0-0 | 0 | 2 | 2 | 2 | 10 | 0 | 2 | 0 | 0 | 16 |
| 12 | REYES, Sammis | | 0-1 | 0-0 | 1-2 | 0 | 1 | 1 | 2 | 1 | 0 | 0 | 0 | 0 | 4 |
| 23 | PAUL, Blake | | 0-4 | 0-0 | 0-0 | 0 | 2 | 2 | 1 | 0 | 1 | 1 | 0 | 0 | 15 |
| | Team | | | | | 3 | 1 | 4 | | | | | | | |
| | Totals | | 21-63 | 9-19 | 11-16 | 10 | 22 | 32 | 19 | 62 | 15 | 14 | 4 | 5 | 200 |

FG % 1st Half: 11-27 40.7% 2nd half: 10-36 27.8% Game: 21-63 33.3%
3FG % 1st Half: 6-11 54.5% 2nd half: 3-8 37.5% Game: 9-19 47.4%
FT % 1st Half: 4-8 50.0% 2nd half: 7-8 87.5% Game: 11-16 68.8%
Deadball Rebounds 6

Officials: Hal Lusk, Rick Randall, Bret Smith
Technical fouls: Mizzou-None. Tulane-None.
Attendance: 400
2016 Tire Pros Invitational

| Score by periods | 1st | 2nd | Total |
|---|---|---|---|
| Mizzou | 22 | 45 | **67** |
| Tulane | 32 | 30 | **62** |

◥ Sophomore guard K.J. Walton scored 20 points off the bench in the win, setting a career-high and easily surpassing his previous career-best of 11 points, which he had accomplished three previous times.

◥ Walton also recorded three steals to tie his career best in that category, matching his three-steal effort vs. Auburn last season (Jan. 9, 2016).

◥ Walton's 20-point game was additionally his 10th game scoring 10 points or more for the Tigers.

◥ According to Mizzou historian Tom Orf, Walton is the first Tiger in the last seven seasons to score 20 points off the bench while playing less than 20 minutes in the game, overall (19 minutes).

**Official Basketball Box Score -- Game Totals -- Final Statistics**
**Northwestern State vs Mizzou**
**11-26-16 2:01 p.m. at Columbia, Mo. (Mizzou Arena)**

**Northwestern State 60 • 2-3**

| ## | Player | | Total FG-FGA | 3-Ptr FG-FGA | FT-FTA | Rebounds Off | Def | Tot | PF | TP | A | TO | Blk | Stl | Min |
|---|---|---|---|---|---|---|---|---|---|---|---|---|---|---|---|
| 00 | Joseph, Tra'von | * | 4-8 | 0-1 | 0-0 | 4 | 4 | 8 | 4 | 8 | 3 | 2 | 0 | 2 | 27 |
| 03 | Hall, Devonte | * | 3-12 | 0-2 | 1-2 | 1 | 1 | 2 | 4 | 7 | 1 | 1 | 0 | 1 | 24 |
| 20 | Lane, Ishmael | * | 4-9 | 0-0 | 4-8 | 2 | 6 | 8 | 2 | 12 | 1 | 5 | 0 | 0 | 29 |
| 21 | Thompson, Sabri | * | 3-9 | 3-8 | 0-0 | 1 | 1 | 2 | 1 | 9 | 1 | 1 | 1 | 0 | 21 |
| 23 | Woodley, Zeek | * | 7-13 | 2-7 | 0-0 | 0 | 1 | 1 | 3 | 16 | 0 | 1 | 0 | 1 | 26 |
| 01 | Sweeney, Iziahiah | | 1-5 | 0-1 | 0-0 | 1 | 0 | 1 | 1 | 2 | 2 | 2 | 2 | 0 | 21 |
| 02 | Boyd, Josh | | 1-5 | 0-4 | 0-0 | 0 | 1 | 1 | 2 | 2 | 1 | 1 | 0 | 0 | 13 |
| 13 | Guest, Jacob | | 0-0 | 0-0 | 0-0 | 0 | 0 | 0 | 0 | 0 | 0 | 0 | 0 | 0 | 1 |
| 15 | Metoyer, Malik | | 1-2 | 0-0 | 2-4 | 2 | 3 | 5 | 3 | 4 | 3 | 3 | 1 | 0 | 19 |
| 22 | Cambre, Cody | | 0-0 | 0-0 | 0-0 | 0 | 0 | 0 | 0 | 0 | 0 | 0 | 0 | 0 | 1 |
| 34 | Bell, Jordan | | 0-3 | 0-1 | 0-0 | 1 | 3 | 4 | 1 | 0 | 0 | 0 | 0 | 0 | 8 |
| 40 | Hamilton, Tanner | | 0-0 | 0-0 | 0-0 | 0 | 0 | 0 | 1 | 0 | 0 | 1 | 0 | 0 | 4 |
| 44 | Walker, Bailey | | 0-1 | 0-1 | 0-0 | 0 | 1 | 1 | 0 | 0 | 0 | 1 | 0 | 1 | 6 |
| | Team | | | | | 3 | 2 | 5 | | | | | | | |
| | Totals | | 24-67 | 5-25 | 7-14 | 15 | 23 | 38 | 22 | 60 | 12 | 18 | 4 | 5 | 200 |

FG % 1st Half: 11-30 36.7% 2nd half: 13-37 35.1% Game: 24-67 35.8%
3FG % 1st Half: 3-15 20.0% 2nd half: 2-10 20.0% Game: 5-25 20.0%
FT % 1st Half: 2-3 66.7% 2nd half: 5-11 45.5% Game: 7-14 50.0%
Deadball Rebounds 3,1

**Mizzou 84 • 3-2**

| ## | Player | | Total FG-FGA | 3-Ptr FG-FGA | FT-FTA | Rebounds Off | Def | Tot | PF | TP | A | TO | Blk | Stl | Min |
|---|---|---|---|---|---|---|---|---|---|---|---|---|---|---|---|
| 01 | PHILLIPS, Terrence | * | 1-2 | 1-1 | 0-0 | 0 | 3 | 3 | 3 | 3 | 8 | 2 | 0 | 1 | 20 |
| 03 | HUGHES, Frankie | * | 3-11 | 2-8 | 3-4 | 0 | 2 | 2 | 1 | 11 | 1 | 2 | 0 | 0 | 20 |
| 24 | PURYEAR, Kevin | * | 5-8 | 1-1 | 0-0 | 0 | 6 | 6 | 1 | 11 | 2 | 0 | 0 | 1 | 24 |
| 25 | WOODS, Russell | * | 2-4 | 0-0 | 2-3 | 4 | 1 | 5 | 3 | 6 | 0 | 1 | 0 | 0 | 16 |
| 33 | VANLEER, Cullen | * | 4-8 | 2-6 | 0-0 | 0 | 5 | 5 | 1 | 10 | 3 | 1 | 1 | 1 | 35 |
| 02 | JACKSON, Willie | | 5-6 | 0-0 | 1-2 | 0 | 7 | 7 | 1 | 11 | 2 | 2 | 0 | 0 | 20 |
| 05 | SMITH, Mitchell | | 3-3 | 0-0 | 0-0 | 0 | 2 | 2 | 2 | 6 | 0 | 2 | 1 | 0 | 8 |
| 10 | RAU, Brett | | 0-0 | 0-0 | 0-0 | 0 | 0 | 0 | 0 | 0 | 0 | 0 | 0 | 0 | 2 |
| 11 | WALTON, K.J. | | 6-10 | 0-0 | 7-7 | 3 | 1 | 4 | 1 | 19 | 0 | 1 | 0 | 4 | 20 |
| 13 | GLASSMAN, Trevor | | 0-1 | 0-1 | 0-0 | 0 | 0 | 0 | 1 | 0 | 0 | 1 | 0 | 0 | 2 |
| 14 | NIKKO, Reed | | 2-3 | 0-0 | 0-0 | 0 | 1 | 1 | 2 | 4 | 0 | 1 | 0 | 0 | 10 |
| 15 | GEIST, Jordan | | 1-5 | 1-2 | 0-1 | 1 | 2 | 3 | 1 | 3 | 3 | 0 | 0 | 2 | 21 |
| 32 | WOLF, Adam | | 0-1 | 0-1 | 0-0 | 0 | 0 | 0 | 0 | 0 | 0 | 0 | 0 | 0 | 2 |
| | Team | | | | | 0 | 2 | 2 | | | | 1 | | | |
| | Totals | | 32-62 | 7-20 | 13-17 | 8 | 32 | 40 | 17 | 84 | 19 | 14 | 2 | 9 | 200 |

FG % 1st Half: 14-32 43.8% 2nd half: 18-30 60.0% Game: 32-62 51.6%
3FG % 1st Half: 3-10 30.0% 2nd half: 4-10 40.0% Game: 7-20 35.0%
FT % 1st Half: 8-11 72.7% 2nd half: 5-6 83.3% Game: 13-17 76.5%
Deadball Rebounds 2

Officials: Antinio Petty, Tony Henderson, Patrick Evans
Technical fouls: Northwestern State-None. Mizzou-None.
Attendance: 4669

| Score by periods | 1st | 2nd | Total |
|---|---|---|---|
| Northwestern State | 27 | 33 | **60** |
| Mizzou | 39 | 45 | **84** |

◥ With the win, Mizzou leads the all-time series with Northwestern State, 3-0. The Tigers last beat the Demons, 90-56 on Dec. 2, 2011 in Columbia, Mo.

◥ Sophomore guard K.J. Walton paced the Tigers for the second game in a row with 19 points.

◥ The 19-point output for Walton is the first time in his career he has had back-to-back games of 10 or more points and the highest two-game scoring output of his career, surpassing the 18 points he scored at LSU (11, March 5, 2016) and vs. Florida (7, March 5, 2016) last year.

◥ Freshman guard Terrence Phillips dished a career-high eight assists in the game, surpassing his previous high of seven which he recorded three times.

**Official Basketball Box Score -- Game Totals -- Final Statistics**
**NC Central vs Mizzou**
**11-28-16 7:01 PM at Columbia, Mo. (Mizzou Arena)**

**NC Central 62 • 4-2**

| ## | Player | | Total FG-FGA | 3-Ptr FG-FGA | FT-FTA | Rebounds Off | Def | Tot | PF | TP | A | TO | Blk | Stl | Min |
|---|---|---|---|---|---|---|---|---|---|---|---|---|---|---|---|
| 03 | MADISON, Rashaun | * | 3-6 | 2-5 | 0-0 | 0 | 2 | 2 | 2 | 8 | 0 | 0 | 0 | 0 | 28 |
| 05 | DICKERSON, Del'vin | * | 2-3 | 0-0 | 1-2 | 2 | 2 | 4 | 3 | 5 | 0 | 1 | 0 | 0 | 17 |
| 10 | GRAF, Dajuan | * | 4-12 | 1-3 | 3-4 | 1 | 5 | 6 | 4 | 12 | 3 | 7 | 0 | 0 | 36 |
| 11 | COLE, Patrick | * | 3-16 | 2-9 | 9-10 | 0 | 12 | 12 | 2 | 17 | 7 | 2 | 1 | 0 | 40 |
| 42 | RANSOM, Will | * | 0-2 | 0-0 | 0-0 | 1 | 9 | 10 | 4 | 0 | 0 | 1 | 4 | 1 | 29 |
| 01 | WIGGINS, C.J. | | 0-0 | 0-0 | 0-0 | 0 | 1 | 1 | 0 | 0 | 1 | 0 | 0 | 0 | 3 |
| 13 | RIVAS, Pablo | | 6-6 | 0-0 | 4-5 | 3 | 3 | 6 | 4 | 16 | 0 | 1 | 2 | 0 | 30 |
| 33 | TRAPPS, Ron | | 1-6 | 1-5 | 0-0 | 0 | 0 | 0 | 0 | 3 | 0 | 1 | 0 | 0 | 12 |
| 34 | WOLFE, Michael | | 0-1 | 0-0 | 1-2 | 0 | 1 | 1 | 0 | 1 | 0 | 0 | 1 | 0 | 5 |
| | Team | | | | | 3 | 1 | 4 | 1 | | | | | | |
| | Totals | | 19-52 | 6-22 | 18-23 | 10 | 36 | 46 | 20 | 62 | 11 | 13 | 8 | 1 | 200 |

FG % 1st Half: 8-29 27.6% 2nd half: 11-23 47.8% Game: 19-52 36.5%
3FG % 1st Half: 3-11 27.3% 2nd half: 3-11 27.3% Game: 6-22 27.3%
FT % 1st Half: 5-8 62.5% 2nd half: 13-15 86.7% Game: 18-23 78.3%
Deadball Rebounds 0,2

**Mizzou 52 • 3-3**

| ## | Player | | Total FG-FGA | 3-Ptr FG-FGA | FT-FTA | Rebounds Off | Def | Tot | PF | TP | A | TO | Blk | Stl | Min |
|---|---|---|---|---|---|---|---|---|---|---|---|---|---|---|---|
| 01 | PHILLIPS | * | 6-10 | 5-7 | 0-0 | 0 | 4 | 4 | 5 | 17 | 1 | 1 | 0 | 0 | 21 |
| 03 | HUGHES | * | 3-14 | 1-8 | 0-2 | 2 | 2 | 4 | 2 | 7 | 1 | 0 | 0 | 1 | 23 |
| 24 | PURYEAR | * | 3-10 | 0-2 | 0-0 | 2 | 3 | 5 | 2 | 6 | 1 | 3 | 0 | 0 | 25 |
| 25 | WOODS | * | 2-3 | 0-0 | 2-6 | 2 | 4 | 6 | 1 | 6 | 0 | 0 | 0 | 0 | 25 |
| 33 | VANLEER | * | 1-10 | 0-6 | 3-4 | 0 | 3 | 3 | 4 | 5 | 1 | 0 | 0 | 2 | 35 |
| 02 | JACKSON | | 0-5 | 0-0 | 0-0 | 2 | 3 | 5 | 1 | 0 | 1 | 1 | 4 | 0 | 22 |
| 05 | SMITH | | 0-1 | 0-0 | 2-2 | 0 | 0 | 0 | 2 | 2 | 1 | 0 | 0 | 0 | 8 |
| 11 | WALTON | | 0-7 | 0-0 | 1-2 | 4 | 0 | 4 | 3 | 1 | 1 | 1 | 0 | 0 | 17 |
| 15 | GEIST | | 2-8 | 1-4 | 3-4 | 0 | 6 | 6 | 1 | 8 | 1 | 0 | 0 | 1 | 24 |
| | Team | | | | | 4 | 2 | 6 | | | | | | | |
| | Totals | | 17-68 | 7-27 | 11-20 | 16 | 27 | 43 | 21 | 52 | 8 | 6 | 4 | 4 | 200 |

FG % 1st Half: 6-35 17.1% 2nd half: 11-33 33.3% Game: 17-68 25.0%
3FG % 1st Half: 3-10 30.0% 2nd half: 4-17 23.5% Game: 7-27 25.9%
FT % 1st Half: 5-12 41.7% 2nd half: 6-8 75.0% Game: 11-20 55.0%
Deadball Rebounds 6,1

Officials: Joe Lindsay, Lamar Simpson, Darron George
Technical fouls: NC Central-TEAM. Mizzou-None.
Attendance: 4123

| Score by periods | 1st | 2nd | Total |
|---|---|---|---|
| NC Central | 24 | 38 | **62** |
| Mizzou | 20 | 32 | **52** |

| Points | In Paint | Off T/O | 2nd Chance | Fast Break | Bench |
|---|---|---|---|---|---|
| NCCUM | 20 | 5 | 13 | 4 | 20 |
| MU-M | 18 | 9 | 4 | 2 | 11 |

Last FG - NCCUM 2nd-04:09, MU-M 2nd-01:38.
Largest lead - NCCUM by 12 2nd-11:46, MU-M None.
NCCUM led for 38:22. MU-M led for 00:00. Game was tied for 01:38.

Score tied - 1 time.
Lead changed - 0 times.

◥ Sophomore guard Terrence Phillips paced the Tigers with 17 points, knocking down a career-high five three-pointers in the game. Before the game, Phillips had never made more than three shots from beyond the arc in a game.

◥ Freshman forward Willie Jackson recorded four blocks in the game, the first Mizzou player to turn away four shots since Jakeenan Gant had four blocks against Arkansas-Pine Bluff (Dec. 29, 2015) last season.

◥ Jackson grabbed five rebounds in the game, the fourth time in his young career he has recorded five or more boards.

NCAA APPEARANCES: '44, '76, '78, '80, '81, '82, '83, '86, '87, '88, '89, '90, '92, '93, '95, '99, '00, '01, '02, '03, '09, '10, '11, '12, '13

**Official Basketball Box Score -- Game Totals -- Final Statistics**
**Western Kentucky vs Mizzou**
**12-3-16 2:01 PM at Columbia, Mo. (Mizzou Arena)**

**Western Kentucky 56 • 3-5**

| | | | Total | 3-Ptr | | Rebounds | | | | | | | | | |
|---|---|---|---|---|---|---|---|---|---|---|---|---|---|---|---|
| ## | Player | | FG-FGA | FG-FGA | FT-FTA | Off | Def | Tot | PF | TP | A | TO | Blk | Stl | Min |
| 01 | HOWARD, Tobias | * | 2-3 | 0-1 | 2-2 | 0 | 0 | 0 | 4 | 6 | 1 | 2 | 0 | 2 | 26 |
| 05 | LOMOMBA, Junior | * | 3-9 | 1-3 | 2-3 | 0 | 3 | 3 | 5 | 9 | 6 | 2 | 0 | 1 | 35 |
| 12 | THOMAS, Pancake | * | 3-12 | 1-5 | 2-5 | 0 | 5 | 5 | 1 | 9 | 1 | 1 | 0 | 1 | 39 |
| 23 | JOHNSON, Justin | * | 5-11 | 0-1 | 4-7 | 1 | 4 | 5 | 3 | 14 | 1 | 2 | 0 | 0 | 25 |
| 32 | JOHNSON, Que | * | 5-12 | 1-5 | 1-2 | 0 | 8 | 8 | 2 | 12 | 1 | 3 | 1 | 1 | 34 |
| 03 | PARRIS, Damari | | 0-0 | 0-0 | 0-0 | 0 | 0 | 0 | 0 | 0 | 1 | 0 | 0 | 1 | 8 |
| 14 | LAWSON, Ben | | 2-2 | 0-0 | 0-0 | 2 | 2 | 4 | 3 | 4 | 0 | 3 | 3 | 0 | 20 |
| 42 | WATERS, Anton | | 1-3 | 0-0 | 0-0 | 1 | 1 | 2 | 1 | 2 | 0 | 2 | 0 | 1 | 6 |
| 43 | LEAHY, Marty | | 0-0 | 0-0 | 0-0 | 0 | 1 | 1 | 1 | 0 | 0 | 0 | 0 | 0 | 7 |
| | Team | | | | | 0 | 2 | 2 | | | | | | | |
| | Totals | | 21-52 | 3-15 | 11-19 | 4 | 26 | 30 | 20 | 56 | 11 | 15 | 4 | 7 | 200 |

FG % 1st Half: 13-30 43.3% 2nd half: 8-22 36.4% Game: 21-52 40.4%
3FG % 1st Half: 1-8 12.5% 2nd half: 2-7 28.6% Game: 3-15 20.0%
FT % 1st Half: 3-7 42.9% 2nd half: 8-12 66.7% Game: 11-19 57.9%
Deadball Rebounds 5

**Mizzou 59 • 4-3**

| | | | Total | 3-Ptr | | Rebounds | | | | | | | | | |
|---|---|---|---|---|---|---|---|---|---|---|---|---|---|---|---|
| ## | Player | | FG-FGA | FG-FGA | FT-FTA | Off | Def | Tot | PF | TP | A | TO | Blk | Stl | Min |
| 01 | PHILLIPS | * | 2-6 | 1-5 | 1-2 | 0 | 8 | 8 | 2 | 6 | 5 | 5 | 0 | 2 | 33 |
| 03 | HUGHES | * | 5-15 | 3-10 | 5-6 | 1 | 3 | 4 | 2 | 18 | 1 | 2 | 0 | 1 | 35 |
| 24 | PURYEAR | * | 5-12 | 0-1 | 2-2 | 1 | 4 | 5 | 4 | 12 | 1 | 4 | 0 | 0 | 21 |
| 25 | WOODS | * | 4-6 | 0-0 | 2-4 | 4 | 4 | 8 | 2 | 10 | 1 | 1 | 0 | 1 | 31 |
| 33 | VANLEER | * | 1-5 | 1-5 | 2-2 | 0 | 2 | 2 | 2 | 5 | 1 | 1 | 0 | 3 | 30 |
| 02 | JACKSON | | 2-6 | 0-1 | 2-2 | 2 | 3 | 5 | 1 | 6 | 0 | 3 | 1 | 1 | 15 |
| 05 | SMITH | | 0-1 | 0-0 | 0-1 | 0 | 3 | 3 | 2 | 0 | 0 | 0 | 0 | 1 | 12 |
| 11 | WALTON | | 1-4 | 0-1 | 0-2 | 3 | 2 | 5 | 1 | 2 | 1 | 1 | 0 | 1 | 14 |
| 15 | GEIST | | 0-2 | 0-1 | 0-0 | 0 | 0 | 0 | 0 | 0 | 0 | 0 | 0 | 0 | 9 |
| | Team | | | | | 3 | 1 | 4 | | | | | | | |
| | Totals | | 20-57 | 5-24 | 14-21 | 14 | 30 | 44 | 16 | 59 | 10 | 17 | 1 | 10 | 200 |

FG % 1st Half: 9-31 29.0% 2nd half: 11-26 42.3% Game: 20-57 35.1%
3FG % 1st Half: 4-17 23.5% 2nd half: 1-7 14.3% Game: 5-24 20.8%
FT % 1st Half: 11-17 64.7% 2nd half: 3-4 75.0% Game: 14-21 66.7%
Deadball Rebounds 4

Officials: Olandis Poole, Brian Shey, Sean Casey
Technical fouls: Western Kentucky-None. Mizzou-None.
Attendance: 4547

| Score by periods | 1st | 2nd | Total |
|---|---|---|---|
| Western Kentucky | 30 | 26 | **56** |
| Mizzou | 33 | 26 | **59** |

| Points | In Paint | Off T/O | 2nd Chance | Fast Break | Bench |
|---|---|---|---|---|---|
| WKU | 26 | 18 | 2 | 2 | 6 |
| MU-M | 24 | 17 | 14 | 9 | 8 |

Last FG - WKU 2nd-01:36, MU-M 2nd-08:29.
Largest lead - WKU by 6 1st-15:08, MU-M by 10 2nd-12:01.
WKU led for 11:49. MU-M led for 22:08. Game was tied for 06:03.
Score tied - 6 times.
Lead changed - 8 times.

◥ With the 59-56 win, Mizzou won its first-ever matchup against Western Kentucky, improving to 1-0 all-time against the Hilltoppers.

◥ The Tigers grabbed a season-high 44 rebounds in the game, the most Mizzou has had in a contest since totaling 46 in a win over South Carolina on Feb. 16, 2016. Mizzou outrebounded the Hilltoppers 44-30, matching its best rebound margin, +14, in a game with the season-opening win over Alabama A&M (43-29) on Nov. 13.

◥ Freshman guard Frankie Hughes scored in double-figures for the fifth time in his short career (7 games), scoring 18 points to lead the Tigers.

◥ Hughes drained three shots from beyond the three-point arc in the game, his fifth time in seven games he made multiple threes in a game.

**Official Basketball Box Score -- Game Totals -- Final Statistics**
**Miami (Ohio) vs Mizzou**
**12-6-16 7:01 PM at Columbia, Mo. (Mizzou Arena)**

**Miami (Ohio) 55 • 4-5**

| | | | Total | 3-Ptr | | Rebounds | | | | | | | | | |
|---|---|---|---|---|---|---|---|---|---|---|---|---|---|---|---|
| ## | Player | | FG-FGA | FG-FGA | FT-FTA | Off | Def | Tot | PF | TP | A | TO | Blk | Stl | Min |
| 11 | McLANE, Logan | f | 5-8 | 1-2 | 1-2 | 0 | 4 | 4 | 5 | 12 | 0 | 0 | 0 | 0 | 24 |
| 00 | HARPER, Darius | c | 0-4 | 0-0 | 0-0 | 1 | 0 | 1 | 3 | 0 | 0 | 0 | 0 | 0 | 9 |
| 13 | WRIGHT, Jake | g | 2-9 | 2-8 | 2-2 | 1 | 4 | 5 | 1 | 8 | 1 | 1 | 0 | 0 | 29 |
| 24 | WEATHERS, Michael | g | 5-12 | 1-3 | 1-2 | 1 | 1 | 2 | 5 | 12 | 4 | 4 | 1 | 1 | 21 |
| 30 | HAROUNA, Abdoulaye | g | 0-2 | 0-2 | 0-0 | 1 | 0 | 1 | 0 | 0 | 0 | 1 | 0 | 0 | 7 |
| 02 | MILLS, Rod | | 0-1 | 0-1 | 0-0 | 0 | 1 | 1 | 1 | 0 | 0 | 1 | 0 | 0 | 4 |
| 15 | JOVIC, Milos | | 0-2 | 0-2 | 0-0 | 0 | 1 | 1 | 0 | 0 | 0 | 0 | 0 | 0 | 2 |
| 20 | WADE, Dion | | 0-2 | 0-2 | 1-2 | 1 | 3 | 4 | 2 | 1 | 0 | 0 | 2 | 0 | 23 |
| 21 | BISCHOFF, Jake | | 0-4 | 0-4 | 0-0 | 0 | 1 | 1 | 3 | 0 | 2 | 2 | 0 | 1 | 23 |
| 22 | WEATHERS, Marcus | | 3-10 | 1-4 | 4-6 | 1 | 5 | 6 | 4 | 11 | 1 | 3 | 1 | 1 | 31 |
| 31 | SOLOMUN, Bruno | | 3-5 | 1-3 | 4-5 | 1 | 5 | 6 | 4 | 11 | 0 | 2 | 2 | 0 | 23 |
| 45 | EKE KAZEE, Ben | | 0-0 | 0-0 | 0-0 | 0 | 0 | 0 | 0 | 0 | 0 | 1 | 0 | 0 | 4 |
| | Team | | | | | 5 | 7 | 12 | | | | | | | |
| | Totals | | 18-59 | 6-31 | 13-19 | 12 | 32 | 44 | 28 | 55 | 8 | 15 | 6 | 3 | 200 |

FG % 1st Half: 8-29 27.6% 2nd half: 10-30 33.3% Game: 18-59 30.5%
3FG % 1st Half: 3-16 18.8% 2nd half: 3-15 20.0% Game: 6-31 19.4%
FT % 1st Half: 6-9 66.7% 2nd half: 7-10 70.0% Game: 13-19 68.4%
Deadball Rebounds 1

**Mizzou 81 • 5-3**

| | | | Total | 3-Ptr | | Rebounds | | | | | | | | | |
|---|---|---|---|---|---|---|---|---|---|---|---|---|---|---|---|
| ## | Player | | FG-FGA | FG-FGA | FT-FTA | Off | Def | Tot | PF | TP | A | TO | Blk | Stl | Min |
| 24 | PURYEAR, Kevin | f | 7-13 | 0-1 | 5-8 | 2 | 6 | 8 | 1 | 19 | 1 | 2 | 0 | 0 | 29 |
| 25 | WOODS, Russell | f | 4-7 | 0-0 | 7-8 | 6 | 4 | 10 | 1 | 15 | 1 | 1 | 0 | 0 | 27 |
| 01 | PHILLIPS, Terrence | g | 1-8 | 1-6 | 4-4 | 0 | 8 | 8 | 4 | 7 | 6 | 0 | 0 | 5 | 26 |
| 03 | HUGHES, Frankie | g | 4-16 | 3-11 | 2-3 | 1 | 1 | 2 | 3 | 13 | 2 | 0 | 0 | 2 | 26 |
| 33 | VANLEER, Cullen | g | 4-7 | 4-7 | 2-2 | 0 | 1 | 1 | 3 | 14 | 1 | 0 | 0 | 1 | 25 |
| 02 | JACKSON, Willie | | 2-4 | 0-0 | 0-0 | 1 | 3 | 4 | 4 | 4 | 0 | 1 | 0 | 0 | 13 |
| 05 | SMITH, Mitchell | | 1-2 | 0-0 | 2-2 | 0 | 2 | 2 | 3 | 4 | 0 | 0 | 1 | 1 | 10 |
| 10 | RAU, Brett | | 0-0 | 0-0 | 0-0 | 1 | 0 | 1 | 0 | 0 | 0 | 0 | 0 | 0 | 1 |
| 11 | WALTON, K.J. | | 1-6 | 0-2 | 0-4 | 1 | 3 | 4 | 0 | 2 | 2 | 1 | 0 | 0 | 19 |
| 13 | GLASSMAN, Trevor | | 0-1 | 0-1 | 0-0 | 0 | 0 | 0 | 0 | 0 | 0 | 0 | 0 | 0 | 3 |
| 15 | GEIST, Jordan | | 1-3 | 1-1 | 0-0 | 0 | 5 | 5 | 0 | 3 | 5 | 1 | 0 | 0 | 20 |
| 32 | WOLF, Adam | | 0-0 | 0-0 | 0-0 | 0 | 0 | 0 | 0 | 0 | 0 | 0 | 0 | 0 | 1 |
| | Team | | | | | 4 | 1 | 5 | | | | | | | |
| | Totals | | 25-67 | 9-29 | 22-31 | 16 | 34 | 50 | 19 | 81 | 18 | 6 | 1 | 9 | 200 |

FG % 1st Half: 9-31 29.0% 2nd half: 16-36 44.4% Game: 25-67 37.3%
3FG % 1st Half: 2-13 15.4% 2nd half: 7-16 43.8% Game: 9-29 31.0%
FT % 1st Half: 6-10 60.0% 2nd half: 16-21 76.2% Game: 22-31 71.0%
Deadball Rebounds 3

Officials: Doug Shows, Kipp Kissinger, Rusty Phillips
Technical fouls: Miami (Ohio)-None. Mizzou-None.
Attendance: 3515

◥ Mizzou improved to 1-0 all-time against Miami (Ohio).

◥ Mizzou ignited in the second half, scoring 55 points, its most points in a single half since dropping 61 points in the second half of a 91-54 win over Alcorn State on Nov. 13, 2012.

◥ For the second game in a row, Mizzou set a season-high in rebounds, grabbing 50 boards, the first time Mizzou has snagged 50 or more rebounds since Dec. 29, 2015 (56 vs. Arkansas-Pine Bluff).

◥ The Tigers set a season-high in three-pointers made with nine, its third game this season Mizzou has connected on eight or more shots from beyond the arc. In 31 games last season, Mizzou connected on eight or more shots from the three-point line just four times.

◥ Mizzou went 22-of-31 from the free throw line, a season-high makes from the charity stripe for the Tigers and the most since connecting on 27-of-38 against South Carolina on Feb. 16, 2016.

**Official Basketball Box Score -- Game Totals -- Final Statistics**
**Arizona vs Mizzou**
**12-10-16 11:01 PM at Columbia, Mo. (Mizzou Arena)**

**Arizona 79 • 8-2**

| | | | Total | 3-Ptr | | Rebounds | | | | | | | | | |
|---|---|---|---|---|---|---|---|---|---|---|---|---|---|---|---|
| ## | Player | | FG-FGA | FG-FGA | FT-FTA | Off | Def | Tot | PF | TP | A | TO | Blk | Stl | Min |
| 01 | Alkins, Rawle | * | 7-13 | 4-7 | 1-2 | 2 | 7 | 9 | 2 | 19 | 1 | 2 | 0 | 1 | 37 |
| 02 | Simmons, Kobi | * | 8-15 | 3-6 | 0-0 | 0 | 2 | 2 | 4 | 19 | 1 | 1 | 0 | 0 | 37 |
| 05 | Allen, Kadeem | * | 5-15 | 4-8 | 0-0 | 2 | 5 | 7 | 4 | 14 | 4 | 3 | 2 | 3 | 37 |
| 10 | Markkanen, Lauri | * | 3-6 | 2-3 | 0-0 | 1 | 5 | 6 | 5 | 8 | 2 | 3 | 0 | 0 | 21 |
| 14 | Ristic, Dusan | * | 3-8 | 0-0 | 6-6 | 2 | 5 | 7 | 2 | 12 | 1 | 3 | 0 | 0 | 28 |
| 21 | Comanche, Chance | | 2-3 | 0-0 | 0-0 | 2 | 2 | 4 | 1 | 4 | 1 | 0 | 0 | 0 | 20 |
| 25 | Pinder, Keanu | | 1-1 | 0-0 | 1-2 | 2 | 7 | 9 | 4 | 3 | 2 | 1 | 2 | 0 | 19 |
| 50 | Trillo, Tyler | | 0-0 | 0-0 | 0-0 | 0 | 0 | 0 | 0 | 0 | 0 | 0 | 0 | 0 | 1 |
| | Team | | | | | 1 | 1 | 2 | | | | 2 | | | |
| | Totals | | 29-61 | 13-24 | 8-10 | 12 | 34 | 46 | 22 | 79 | 12 | 15 | 4 | 4 | 200 |

FG % 1st Half: 16-32 50.0% 2nd half: 13-29 44.8% Game: 29-61 47.5%
3FG % 1st Half: 7-14 50.0% 2nd half: 6-10 60.0% Game: 13-24 54.2%
FT % 1st Half: 2-4 50.0% 2nd half: 6-6 100.0% Game: 8-10 80.0%
Deadball Rebounds 1

**Mizzou 60 • 5-4**

| | | | Total | 3-Ptr | | Rebounds | | | | | | | | | |
|---|---|---|---|---|---|---|---|---|---|---|---|---|---|---|---|
| ## | Player | | FG-FGA | FG-FGA | FT-FTA | Off | Def | Tot | PF | TP | A | TO | Blk | Stl | Min |
| 01 | PHILLIPS, Terrence | * | 0-3 | 0-0 | 3-5 | 0 | 2 | 2 | 3 | 3 | 2 | 2 | 0 | 0 | 16 |
| 03 | HUGHES, Frankie | * | 2-13 | 1-8 | 5-6 | 1 | 4 | 5 | 1 | 10 | 1 | 0 | 0 | 1 | 29 |
| 24 | PURYEAR, Kevin | * | 4-10 | 1-2 | 2-3 | 5 | 2 | 7 | 0 | 11 | 1 | 0 | 0 | 0 | 27 |
| 25 | WOODS, Russell | * | 3-6 | 0-0 | 2-4 | 2 | 4 | 6 | 1 | 8 | 0 | 3 | 0 | 1 | 25 |
| 33 | VANLEER, Cullen | * | 2-8 | 2-7 | 2-2 | 0 | 2 | 2 | 2 | 8 | 4 | 1 | 0 | 1 | 37 |
| 02 | JACKSON, Willie | | 3-4 | 0-0 | 1-1 | 0 | 1 | 1 | 1 | 7 | 0 | 1 | 0 | 1 | 14 |
| 05 | SMITH, Mitchell | | 2-3 | 0-0 | 1-2 | 0 | 2 | 2 | 1 | 5 | 0 | 0 | 1 | 0 | 15 |
| 11 | WALTON, K.J. | | 2-3 | 0-0 | 1-3 | 0 | 1 | 1 | 0 | 5 | 1 | 1 | 0 | 1 | 11 |
| 15 | GEIST, Jordan | | 0-5 | 0-1 | 3-4 | 0 | 2 | 2 | 2 | 3 | 1 | 0 | 0 | 2 | 26 |
| | Team | | | | | 0 | 0 | 0 | | | | | | | |
| | Totals | | 18-55 | 4-18 | 20-30 | 8 | 20 | 28 | 11 | 60 | 10 | 8 | 1 | 7 | 200 |

FG % 1st Half: 11-29 37.9% 2nd half: 7-26 26.9% Game: 18-55 32.7%
3FG % 1st Half: 3-10 30.0% 2nd half: 1-8 12.5% Game: 4-18 22.2%
FT % 1st Half: 11-13 84.6% 2nd half: 9-17 52.9% Game: 20-30 66.7%
Deadball Rebounds 5,1

Officials: Tony Greene, Antinio Petty, Joe DeRosa
Technical fouls: Arizona-None. Mizzou-None.
Attendance: 10151
estimated actual 7,532

| Score by periods | 1st | 2nd | Total |
|---|---|---|---|
| Arizona | 41 | 38 | **79** |
| Mizzou | 36 | 24 | **60** |

◥ Sophomore forward Kevin Puryear (Blue Springs, Mo.) recorded 11 points and seven rebounds in the game, his sixth game this season and 21st game of his career where he has scored at least 10 points and grabbed at least five rebounds.

◥ Puryear led Mizzou in points (11) and rebounds (seven) for the second time this season and fourth time in his career.

◥ Freshman guard Frankie Hughes (Cleveland, Ohio) recorded 10 points, his seventh double-digit scoring outing in nine career games.

**Official Basketball Box Score -- Game Totals -- Final Statistics**
**Eastern Illinois vs Mizzou**
**12-17-16 2:31 PM at Columbia, Mo. (Mizzou Arena)**

**Eastern Illinois 67 • 7-4**

| | | | Total | 3-Ptr | | Rebounds | | | | | | | | | |
|---|---|---|---|---|---|---|---|---|---|---|---|---|---|---|---|
| ## | Player | | FG-FGA | FG-FGA | FT-FTA | Off | Def | Tot | PF | TP | A | TO | Blk | Stl | Min |
| 05 | CROSSLAND, Ray | f | 1-2 | 0-0 | 6-7 | 1 | 5 | 6 | 4 | 8 | 1 | 4 | 0 | 3 | 26 |
| 25 | DAMA, Muusa | f | 1-4 | 0-0 | 0-0 | 1 | 4 | 5 | 4 | 2 | 1 | 2 | 2 | 0 | 24 |
| 01 | McREYNOLDS,Demetrius | g | 5-17 | 2-8 | 4-4 | 1 | 5 | 6 | 0 | 16 | 0 | 1 | 0 | 0 | 33 |
| 02 | JOHNSTON, Cornell | g | 2-11 | 2-8 | 0-0 | 0 | 0 | 0 | 3 | 6 | 4 | 2 | 0 | 0 | 29 |
| 04 | GOODWIN, Montell | g | 8-16 | 4-8 | 2-2 | 1 | 3 | 4 | 1 | 22 | 3 | 3 | 0 | 3 | 33 |
| 03 | TESON, Casey | | 0-5 | 0-5 | 0-0 | 0 | 0 | 0 | 1 | 0 | 1 | 0 | 0 | 1 | 16 |
| 11 | KOCH, Logan | | 0-0 | 0-0 | 0-0 | 0 | 0 | 0 | 0 | 0 | 1 | 0 | 0 | 0 | 1 |
| 12 | BLACKMON, Marshawn | | 1-1 | 0-0 | 0-0 | 1 | 0 | 1 | 2 | 2 | 0 | 0 | 0 | 0 | 6 |
| 24 | KULIGOSKI, Joe | | 0-0 | 0-0 | 0-0 | 2 | 0 | 2 | 1 | 0 | 0 | 0 | 0 | 0 | 1 |
| 32 | MULDOON, Patrick | | 3-7 | 0-0 | 2-2 | 2 | 4 | 6 | 2 | 8 | 0 | 0 | 1 | 0 | 21 |
| 55 | DIALLO, Aboubacar | | 1-3 | 0-0 | 1-2 | 4 | 3 | 7 | 2 | 3 | 0 | 0 | 1 | 2 | 10 |
| | Team | | | | | 3 | 2 | 5 | | | | 1 | | | |
| | Totals | | 22-66 | 8-29 | 15-17 | 16 | 26 | 42 | 20 | 67 | 11 | 13 | 4 | 9 | 200 |

FG % 1st Half: 9-34 26.5% 2nd half: 13-32 40.6% Game: 22-66 33.3%
3FG % 1st Half: 1-15 6.7% 2nd half: 7-14 50.0% Game: 8-29 27.6%
FT % 1st Half: 11-12 91.7% 2nd half: 4-5 80.0% Game: 15-17 88.2%
Deadball Rebounds 0

**Mizzou 64 • 5-5**

| | | | Total | 3-Ptr | | Rebounds | | | | | | | | | |
|---|---|---|---|---|---|---|---|---|---|---|---|---|---|---|---|
| ## | Player | | FG-FGA | FG-FGA | FT-FTA | Off | Def | Tot | PF | TP | A | TO | Blk | Stl | Min |
| 24 | PURYEAR, Kevin | f | 4-9 | 0-2 | 0-1 | 2 | 4 | 6 | 2 | 8 | 1 | 3 | 0 | 1 | 24 |
| 25 | WOODS, Russell | f | 2-5 | 0-0 | 2-3 | 1 | 0 | 1 | 3 | 6 | 0 | 1 | 0 | 1 | 13 |
| 01 | PHILLIPS, Terrence | g | 1-6 | 1-4 | 5-6 | 0 | 3 | 3 | 3 | 8 | 7 | 3 | 0 | 1 | 26 |
| 03 | HUGHES, Frankie | g | 2-6 | 1-3 | 0-0 | 0 | 1 | 1 | 3 | 5 | 0 | 2 | 0 | 0 | 23 |
| 33 | VANLEER, Cullen | g | 2-6 | 0-3 | 2-2 | 0 | 5 | 5 | 0 | 6 | 1 | 0 | 0 | 0 | 28 |
| 02 | JACKSON, Willie | | 4-8 | 0-0 | 1-1 | 3 | 2 | 5 | 2 | 9 | 0 | 1 | 1 | 0 | 18 |
| 05 | SMITH, Mitchell | | 0-0 | 0-0 | 0-0 | 0 | 0 | 0 | 0 | 0 | 0 | 0 | 0 | 0 | 4 |
| 11 | WALTON, K.J. | | 3-5 | 0-0 | 3-5 | 0 | 0 | 0 | 2 | 9 | 0 | 0 | 0 | 2 | 14 |
| 14 | NIKKO, Reed | | 2-2 | 0-0 | 0-2 | 3 | 2 | 5 | 1 | 4 | 0 | 2 | 2 | 1 | 11 |
| 15 | GEIST, Jordan | | 2-3 | 1-2 | 1-2 | 0 | 4 | 4 | 0 | 6 | 2 | 2 | 0 | 0 | 15 |
| 21 | BARNETT, Jordan | | 1-6 | 0-4 | 1-2 | 0 | 5 | 5 | 0 | 3 | 1 | 1 | 0 | 1 | 24 |
| | Team | | | | | 3 | 4 | 7 | | | | | | | |
| | Totals | | 23-56 | 3-18 | 15-24 | 12 | 30 | 42 | 16 | 64 | 12 | 15 | 3 | 7 | 200 |

FG % 1st Half: 12-26 46.2% 2nd half: 11-30 36.7% Game: 23-56 41.1%
3FG % 1st Half: 2-10 20.0% 2nd half: 1-8 12.5% Game: 3-18 16.7%
FT % 1st Half: 6-9 66.7% 2nd half: 9-15 60.0% Game: 15-24 62.5%
Deadball Rebounds 4

Officials: Anthony Jordan, Wil Howard, Owen Short
Technical fouls: Eastern Illinois-None. Mizzou-None.
Attendance: 9618
Estimated actual 3517

| Score by periods | 1st | 2nd | Total |
|---|---|---|---|
| Eastern Illinois | 30 | 37 | **67** |
| Mizzou | 32 | 32 | **64** |

◥ Mizzou's bench outscored Eastern Illinois' reserves, 31-13 in the game, while the Tigers outscored the Panthers, 34-13, in the paint.

◥ Sophomore guard Terrence Phillips dished out seven assists in the game, one off his career-high. Phillips has recorded five or more assists in seven games this season and 15 times in his career.

◥ In his first game back after missing four games due to an ankle injury, freshman forward Reed Nikko grabbed five rebounds, matching his season-high when he snagged five boards against Tulane (Nov. 20).

◥ Sophomore forward Kevin Puryear grabbed six rebounds in the game, the ninth time this season and 26th time in his career he has recorded five or more boards.

**Official Basketball Box Score -- Game Totals -- Final Statistics**
**Mizzou vs Illinois**
**12/21/16 6 p.m. at Scottrade Center; St. Louis, Mo.**

**Mizzou 66 • 5-6**

| | | | Total | 3-Ptr | | Rebounds | | | | | | | | | |
|---|---|---|---|---|---|---|---|---|---|---|---|---|---|---|---|
| ## | Player | | FG-FGA | FG-FGA | FT-FTA | Off | Def | Tot | PF | TP | A | TO | Blk | Stl | Min |
| 24 | PURYEAR, Kevin | f | 5-10 | 0-1 | 7-9 | 2 | 7 | 9 | 2 | 17 | 0 | 3 | 0 | 0 | 30 |
| 25 | WOODS, Russell | f | 3-4 | 0-0 | 1-2 | 1 | 3 | 4 | 3 | 7 | 2 | 1 | 0 | 0 | 24 |
| 01 | PHILLIPS, Terrence | g | 5-12 | 3-5 | 1-2 | 0 | 4 | 4 | 2 | 14 | 0 | 1 | 0 | 1 | 29 |
| 03 | HUGHES, Frankie | g | 1-11 | 1-5 | 0-0 | 0 | 0 | 0 | 2 | 3 | 1 | 0 | 0 | 0 | 21 |
| 33 | VANLEER, Cullen | g | 2-8 | 1-4 | 0-0 | 0 | 1 | 1 | 5 | 5 | 3 | 1 | 0 | 1 | 35 |
| 02 | JACKSON, Willie | | 1-3 | 0-0 | 0-0 | 1 | 2 | 3 | 0 | 2 | 0 | 0 | 0 | 0 | 11 |
| 05 | SMITH, Mitchell | | 0-0 | 0-0 | 0-0 | 0 | 0 | 0 | 2 | 0 | 0 | 1 | 0 | 0 | 1 |
| 11 | WALTON, K.J. | | 0-0 | 0-0 | 0-0 | 0 | 0 | 0 | 0 | 0 | 0 | 0 | 0 | 1 | 3 |
| 14 | NIKKO, Reed | | 0-1 | 0-0 | 2-2 | 0 | 2 | 2 | 2 | 2 | 1 | 0 | 1 | 0 | 14 |
| 15 | GEIST, Jordan | | 4-6 | 0-1 | 4-4 | 0 | 2 | 2 | 4 | 12 | 2 | 0 | 0 | 1 | 17 |
| 21 | BARNETT, Jordan | | 1-6 | 1-3 | 1-2 | 2 | 0 | 2 | 0 | 4 | 0 | 1 | 1 | 0 | 15 |
| | Team | | | | | 2 | 0 | 2 | | | | | | | |
| | Totals | | 22-61 | 6-19 | 16-21 | 8 | 21 | 29 | 22 | 66 | 9 | 8 | 2 | 4 | 200 |

FG % 1st Half: 10-27 37.0% 2nd half: 12-34 35.3% Game: 22-61 36.1%
3FG % 1st Half: 3-7 42.9% 2nd half: 3-12 25.0% Game: 6-19 31.6%
FT % 1st Half: 6-8 75.0% 2nd half: 10-13 76.9% Game: 16-21 76.2%
Deadball Rebounds 4,2

**Illinois 75 • 10-3**

| | | | Total | 3-Ptr | | Rebounds | | | | | | | | | |
|---|---|---|---|---|---|---|---|---|---|---|---|---|---|---|---|
| ## | Player | | FG-FGA | FG-FGA | FT-FTA | Off | Def | Tot | PF | TP | A | TO | Blk | Stl | Min |
| 12 | Black, Leron | f | 0-2 | 0-0 | 0-0 | 1 | 5 | 6 | 4 | 0 | 0 | 2 | 0 | 1 | 17 |
| 33 | Thorne Jr., Mike | c | 4-5 | 0-0 | 0-2 | 0 | 0 | 0 | 2 | 8 | 1 | 2 | 0 | 0 | 16 |
| 05 | Coleman-Lands, Jalen | g | 4-8 | 2-5 | 2-2 | 0 | 3 | 3 | 2 | 12 | 1 | 2 | 1 | 0 | 33 |
| 13 | Abrams, Tracy | g | 1-4 | 1-3 | 0-0 | 0 | 3 | 3 | 5 | 3 | 0 | 3 | 0 | 0 | 13 |
| 21 | Hill, Malcolm | g | 6-12 | 2-4 | 7-10 | 0 | 5 | 5 | 2 | 21 | 2 | 0 | 1 | 0 | 35 |
| 00 | Williams, D.J. | | 1-2 | 1-2 | 0-0 | 0 | 0 | 0 | 1 | 3 | 0 | 1 | 0 | 0 | 6 |
| 01 | Tate, Jaylon | | 1-3 | 0-1 | 3-6 | 0 | 1 | 1 | 2 | 5 | 6 | 1 | 0 | 1 | 30 |
| 03 | Lucas, Te'Jon | | 0-0 | 0-0 | 0-0 | 0 | 0 | 0 | 0 | 0 | 0 | 1 | 0 | 0 | 3 |
| 22 | Morgan, Maverick | | 6-11 | 0-0 | 7-8 | 4 | 7 | 11 | 2 | 19 | 1 | 1 | 0 | 0 | 24 |
| 43 | Finke, Michael | | 1-2 | 1-2 | 1-2 | 1 | 6 | 7 | 1 | 4 | 0 | 2 | 1 | 1 | 23 |
| | Team | | | | | 1 | 1 | 2 | | | | | | | |
| | Totals | | 24-49 | 7-17 | 20-30 | 7 | 31 | 38 | 21 | 75 | 11 | 15 | 3 | 3 | 200 |

FG % 1st Half: 16-26 61.5% 2nd half: 8-23 34.8% Game: 24-49 49.0%
3FG % 1st Half: 5-10 50.0% 2nd half: 2-7 28.6% Game: 7-17 41.2%
FT % 1st Half: 2-6 33.3% 2nd half: 18-24 75.0% Game: 20-30 66.7%
Deadball Rebounds 5,1

Officials: Terry Oglesby, Pat Driscoll, Mike Eades
Technical fouls: Mizzou-PHILLIPS, Terrence. Illinois-Morgan, Maverick.
Attendance: 12409
36th Annual Bud Light Braggin' Rights

| Score by periods | 1st | 2nd | Total |
|---|---|---|---|
| Mizzou | 29 | 37 | **66** |
| Illinois | 39 | 36 | **75** |

◥ Sophomore forward Kevin Puryear paced the Tigers' offense for the fourth time this season, scoring 17 points while grabbing 9 rebounds.

◥ The 17-point and 9-rebound performance is the seventh time season and 22nd time in his career Puryear has recorded 10 or more points and five or more rebounds.

◥ Sophomore guard Jordan Geist poured in a season-high 12 points in the game, the first time in his career he has reached double-figures in scoring.

◥ Geist was 4-of-6 from the field in the game, doubling his previous field goals made high of two, set three times this season.

◥ Sophomore guard Terrence Phillips drained three three-pointers in the game, the second time this season and ninth time in his career he has drained multiple three-pointers in a game.

**Official Basketball Box Score -- Game Totals -- Final Statistics**
**Lipscomb vs Mizzou**
**12-29-16 7:01 PM at Columbia, Mo. (Mizzou Arena)**

**Lipscomb 81 • 7-9**

| | | | Total | 3-Ptr | | Rebounds | | | | | | | | | |
|---|---|---|---|---|---|---|---|---|---|---|---|---|---|---|---|
| ## | Player | | FG-FGA | FG-FGA | FT-FTA | Off | Def | Tot | PF | TP | A | TO | Blk | Stl | Min |
| 00 | MARBERRY,Rob | * | 6-7 | 0-0 | 2-2 | 1 | 0 | 1 | 3 | 14 | 2 | 0 | 1 | 0 | 21 |
| 02 | WILLIAMS,Josh | * | 4-7 | 2-4 | 4-4 | 1 | 3 | 4 | 4 | 14 | 1 | 4 | 0 | 0 | 27 |
| 05 | MORAN,Nathan | * | 5-13 | 5-10 | 7-9 | 0 | 5 | 5 | 2 | 22 | 3 | 1 | 0 | 3 | 33 |
| 22 | PEPPER,Eli | * | 3-5 | 0-0 | 1-2 | 2 | 5 | 7 | 5 | 7 | 0 | 0 | 0 | 0 | 13 |
| 24 | MATHEWS,Garrison | * | 5-13 | 3-9 | 3-4 | 0 | 6 | 6 | 5 | 16 | 0 | 3 | 0 | 1 | 28 |
| 03 | BUCKLAND,Michael | | 0-1 | 0-0 | 0-0 | 0 | 2 | 2 | 1 | 0 | 2 | 0 | 0 | 0 | 22 |
| 21 | COOPER,Kenny | | 1-5 | 0-1 | 0-2 | 0 | 1 | 1 | 5 | 2 | 2 | 2 | 1 | 2 | 23 |
| 23 | KORN,Aaron | | 0-3 | 0-2 | 2-6 | 1 | 3 | 4 | 1 | 2 | 2 | 0 | 1 | 0 | 22 |
| 55 | BRAMMEIER,George | | 1-1 | 0-0 | 2-2 | 0 | 1 | 1 | 4 | 4 | 3 | 0 | 0 | 0 | 11 |
| | Team | | | | | 2 | 1 | 3 | | | | | | | |
| | Totals | | 25-55 | 10-26 | 21-31 | 7 | 27 | 34 | 30 | 81 | 15 | 10 | 3 | 6 | 200 |

FG % 1st Half: 14-31 45.2% 2nd half: 11-24 45.8% Game: 25-55 45.5%
3FG % 1st Half: 7-16 43.8% 2nd half: 3-10 30.0% Game: 10-26 38.5%
FT % 1st Half: 6-10 60.0% 2nd half: 15-21 71.4% Game: 21-31 67.7%
Deadball Rebounds 4

**Mizzou 76 • 5-7**

| | | | Total | 3-Ptr | | Rebounds | | | | | | | | | |
|---|---|---|---|---|---|---|---|---|---|---|---|---|---|---|---|
| ## | Player | | FG-FGA | FG-FGA | FT-FTA | Off | Def | Tot | PF | TP | A | TO | Blk | Stl | Min |
| 01 | PHILLIPS, Terrence | * | 2-9 | 0-3 | 2-2 | 0 | 4 | 4 | 5 | 6 | 4 | 2 | 0 | 1 | 33 |
| 15 | GEIST, Jordan | * | 4-10 | 2-5 | 8-10 | 1 | 3 | 4 | 4 | 18 | 2 | 2 | 0 | 0 | 35 |
| 21 | BARNETT, Jordan | * | 5-11 | 2-7 | 3-4 | 3 | 10 | 13 | 2 | 15 | 0 | 1 | 0 | 0 | 33 |
| 24 | PURYEAR, Kevin | * | 4-9 | 0-0 | 6-10 | 3 | 3 | 6 | 4 | 14 | 1 | 2 | 2 | 1 | 21 |
| 25 | WOODS, Russell | * | 3-8 | 0-0 | 4-9 | 5 | 3 | 8 | 4 | 10 | 0 | 3 | 0 | 0 | 28 |
| 05 | SMITH, Mitchell | | 1-2 | 0-0 | 0-0 | 0 | 2 | 2 | 1 | 2 | 1 | 1 | 0 | 1 | 6 |
| 11 | WALTON, K.J. | | 2-4 | 0-0 | 5-5 | 2 | 1 | 3 | 1 | 9 | 0 | 1 | 0 | 0 | 15 |
| 14 | NIKKO, Reed | | 1-1 | 0-0 | 0-0 | 0 | 1 | 1 | 1 | 2 | 0 | 2 | 2 | 0 | 6 |
| 33 | VANLEER, Cullen | | 0-5 | 0-5 | 0-1 | 2 | 1 | 3 | 1 | 0 | 1 | 0 | 1 | 0 | 23 |
| | Team | | | | | 2 | 1 | 3 | | | | | | | |
| | Totals | | 22-59 | 4-20 | 28-41 | 18 | 29 | 47 | 23 | 76 | 9 | 14 | 5 | 3 | 200 |

FG % 1st Half: 9-25 36.0% 2nd half: 13-34 38.2% Game: 22-59 37.3%
3FG % 1st Half: 3-11 27.3% 2nd half: 1-9 11.1% Game: 4-20 20.0%
FT % 1st Half: 15-18 83.3% 2nd half: 13-23 56.5% Game: 28-41 68.3%
Deadball Rebounds 5

Officials: Orlandis Poole, John Hampton, Tim Gattis
Technical fouls: Lipscomb-None. Mizzou-None.
Attendance: 10121
Estimated Actual: 6,892

| Score by periods | 1st | 2nd | Total |
|---|---|---|---|
| Lipscomb | 41 | 40 | **81** |
| Mizzou | 36 | 40 | **76** |

◥ Junior forward Jordan Barnett recorded the first double-double of his career and third for Mizzou this season, setting career highs in points with 15 and rebounds with 13. Barnett previously scored 12 points (with Texas) against USTA on Jan. 8, 2015 and five rebounds twice, most recently this season against Eastern Illinois on Dec. 17.

◥ Barnett's 13 rebounds are the most by a Tiger this season and the most since Johnathan Williams III recorded 15 boards against Texas A&M on March 14, 2014.

◥ Sophomore guard Jordan Geist set a season-high in scoring for the second consecutive game, scoring 18 while playing in a season-high 35 minutes. Over the last two games, Geist has scored 30 points on 8-of-16 shooting from the field.

◥ With 14 points, sophomore forward Kevin Puryear reached double-figures for the ninth time this season and 30th time in his career.

**Official Basketball Box Score -- Game Totals -- Final Statistics**
**LSU vs Mizzou**
**1-4-17 8:05 PM at Columbia, Mo. (Mizzou Arena)**

**LSU 88 • 9-4, 1-1**

| ## | Player | | Total FG-FGA | 3-Ptr FG-FGA | FT-FTA | Reb Off | Def | Tot | PF | TP | A | TO | Blk | Stl | Min |
|---|---|---|---|---|---|---|---|---|---|---|---|---|---|---|---|
| 01 | REATH, Duop | f | 3-9 | 1-1 | 2-2 | 2 | 2 | 4 | 5 | 9 | 3 | 0 | 3 | 0 | 20 |
| 21 | EPPS, Aaron | f | 5-8 | 0-1 | 1-2 | 1 | 3 | 4 | 2 | 11 | 0 | 1 | 0 | 2 | 19 |
| 00 | SAMPSON, Brandon | g | 3-7 | 1-4 | 3-4 | 1 | 7 | 8 | 4 | 10 | 3 | 3 | 0 | 0 | 27 |
| 02 | BLAKENEY, Antonio | g | 10-20 | 3-4 | 1-1 | 1 | 5 | 6 | 2 | 24 | 1 | 1 | 0 | 1 | 36 |
| 04 | MAYS, Skylar | g | 3-8 | 0-1 | 2-2 | 1 | 0 | 1 | 1 | 8 | 3 | 0 | 0 | 2 | 18 |
| 03 | ROBINSON III, Elbert | | 0-2 | 0-0 | 2-4 | 1 | 1 | 2 | 0 | 2 | 1 | 1 | 0 | 0 | 9 |
| 05 | HAYWARD, Kieran | | 1-4 | 1-3 | 0-0 | 1 | 3 | 4 | 1 | 3 | 1 | 0 | 1 | 1 | 16 |
| 10 | JENKINS, Branden | | 0-0 | 0-0 | 0-0 | 0 | 0 | 0 | 2 | 0 | 0 | 0 | 0 | 0 | 0+ |
| 11 | PATTERSON, Jalyn | | 5-8 | 1-3 | 0-0 | 0 | 4 | 4 | 3 | 11 | 3 | 0 | 0 | 3 | 24 |
| 20 | BRIDGEWATER, Brian | | 0-0 | 0-0 | 0-0 | 0 | 0 | 0 | 0 | 0 | 0 | 1 | 0 | 0 | 1 |
| 44 | SIMS, Wayde | | 5-7 | 0-1 | 0-1 | 1 | 7 | 8 | 2 | 10 | 2 | 2 | 1 | 0 | 30 |
| | Team | | | | | 1 | 2 | 3 | | | | 1 | | | |
| | Totals | | 35-73 | 7-18 | 11-16 | 10 | 34 | 44 | 22 | 88 | 17 | 10 | 5 | 9 | 200 |

FG % 1st Half: 14-35 40.0% 2nd half: 21-38 55.3% Game: 35-73 47.9%
3FG % 1st Half: 3-10 30.0% 2nd half: 4-8 50.0% Game: 7-18 38.9%
FT % 1st Half: 4-7 57.1% 2nd half: 7-9 77.8% Game: 11-16 68.8%
Deadball Rebounds 2

**Mizzou 77 • 5-8, 0-1**

| ## | Player | | Total FG-FGA | 3-Ptr FG-FGA | FT-FTA | Reb Off | Def | Tot | PF | TP | A | TO | Blk | Stl | Min |
|---|---|---|---|---|---|---|---|---|---|---|---|---|---|---|---|
| 21 | BARNETT, Jordan | f | 7-14 | 2-7 | 2-2 | 2 | 7 | 9 | 0 | 18 | 1 | 3 | 2 | 0 | 33 |
| 24 | PURYEAR, Kevin | f | 7-12 | 1-4 | 0-1 | 2 | 5 | 7 | 5 | 15 | 0 | 3 | 0 | 0 | 27 |
| 25 | WOODS, Russell | f | 3-4 | 0-0 | 2-2 | 1 | 2 | 3 | 2 | 8 | 0 | 4 | 2 | 0 | 16 |
| 11 | WALTON, K.J. | g | 4-11 | 0-2 | 3-7 | 1 | 2 | 3 | 2 | 11 | 2 | 0 | 0 | 0 | 28 |
| 15 | GEIST, Jordan | g | 2-5 | 2-4 | 7-8 | 0 | 2 | 2 | 0 | 13 | 3 | 1 | 0 | 0 | 33 |
| 01 | PHILLIPS, Terrence | | 4-10 | 2-7 | 2-2 | 0 | 7 | 7 | 3 | 12 | 8 | 1 | 0 | 2 | 30 |
| 03 | HUGHES, Frankie | | 0-3 | 0-3 | 0-0 | 0 | 2 | 2 | 0 | 0 | 2 | 0 | 0 | 1 | 15 |
| 05 | SMITH, Mitchell | | 0-1 | 0-0 | 0-2 | 1 | 1 | 2 | 0 | 0 | 0 | 2 | 0 | 0 | 4 |
| 14 | NIKKO, Reed | | 0-3 | 0-0 | 0-2 | 2 | 0 | 2 | 2 | 0 | 0 | 0 | 1 | 0 | 13 |
| 33 | VANLEER, Cullen | | 0-0 | 0-0 | 0-0 | 0 | 0 | 0 | 0 | 0 | 0 | 0 | 0 | 0 | 1 |
| | Team | | | | | 1 | 3 | 4 | | | | | | | |
| | Totals | | 27-63 | 7-27 | 16-26 | 10 | 31 | 41 | 14 | 77 | 16 | 14 | 5 | 3 | 200 |

FG % 1st Half: 15-32 46.9% 2nd half: 12-31 38.7% Game: 27-63 42.9%
3FG % 1st Half: 6-14 42.9% 2nd half: 1-13 7.7% Game: 7-27 25.9%
FT % 1st Half: 4-10 40.0% 2nd half: 12-16 75.0% Game: 16-26 61.5%
Deadball Rebounds 2

Officials: Doug Shows, Joe Lindsay, Tony Henderson
Technical fouls: LSU-None. Mizzou-None.
Attendance: 9404
Estimated Actual: 5847

| Score by periods | 1st | 2nd | Total |
|---|---|---|---|
| LSU | 35 | 53 | **88** |
| Mizzou | 40 | 37 | **77** |

◥ Junior forward Jordan Barnett set his career high in scoring for the second straight game, pouring in 18 points, including 14 points in the first half on 6-of-9 shooting.

◥ Barnett led the team in rebounding for the second straight game, grabbing nine boards.

◥ With 15 points and seven rebounds, sophomore forward Kevin Puryear scored at least 10 points and snagged at least five rebounds for the ninth time this season and 24th time in his career. Puryear has now posted "10 & 5" in three straight contests.

◥ In his first career game off the bench, sophomore guard Terrence Phillips matched a career high with eight assists, the second time this season he has reached that mark.

**Official Basketball Box Score -- Game Totals -- Final Statistics**
**Mizzou vs Georgia**
**01/07/17 1:00 PM ET at Stegeman Coliseum - Athens, Ga.**

**Mizzou 66 • 5-9, 0-2**

| ## | Player | | Total FG-FGA | 3-Ptr FG-FGA | FT-FTA | Reb Off | Def | Tot | PF | TP | A | TO | Blk | Stl | Min |
|---|---|---|---|---|---|---|---|---|---|---|---|---|---|---|---|
| 21 | BARNETT, Jordan | f | 7-17 | 1-8 | 0-0 | 4 | 5 | 9 | 3 | 15 | 3 | 4 | 1 | 0 | 36 |
| 24 | PURYEAR, Kevin | f | 1-7 | 0-1 | 0-0 | 1 | 4 | 5 | 4 | 2 | 0 | 1 | 0 | 1 | 27 |
| 25 | WOODS, Russell | f | 4-6 | 0-0 | 1-4 | 3 | 3 | 6 | 4 | 9 | 2 | 0 | 0 | 2 | 29 |
| 11 | WALTON, K.J. | g | 3-5 | 0-1 | 7-9 | 1 | 2 | 3 | 3 | 13 | 1 | 6 | 0 | 2 | 28 |
| 15 | GEIST, Jordan | g | 2-10 | 0-7 | 1-1 | 1 | 2 | 3 | 3 | 5 | 2 | 1 | 0 | 1 | 21 |
| 01 | PHILLIPS, Terrence | | 7-17 | 5-12 | 1-2 | 0 | 4 | 4 | 4 | 20 | 2 | 1 | 0 | 2 | 31 |
| 03 | HUGHES, Frankie | | 1-8 | 0-5 | 0-0 | 0 | 1 | 1 | 0 | 2 | 0 | 0 | 0 | 1 | 11 |
| 14 | NIKKO, Reed | | 0-0 | 0-0 | 0-0 | 0 | 0 | 0 | 3 | 0 | 0 | 0 | 0 | 1 | 6 |
| 33 | VANLEER, Cullen | | 0-2 | 0-2 | 0-0 | 0 | 2 | 2 | 3 | 0 | 1 | 0 | 1 | 0 | 11 |
| | Team | | | | | 1 | 1 | 2 | 1 | | | | | | |
| | Totals | | 25-72 | 6-36 | 10-16 | 11 | 24 | 35 | 28 | 66 | 11 | 13 | 2 | 10 | 200 |

FG % 1st Half: 10-33 30.3% 2nd half: 15-39 38.5% Game: 25-72 34.7%
3FG % 1st Half: 3-16 18.8% 2nd half: 3-20 15.0% Game: 6-36 16.7%
FT % 1st Half: 3-3 100.0% 2nd half: 7-13 53.8% Game: 10-16 62.5%
Deadball Rebounds 3,1

**Georgia 71 • 10-5, 2-1**

| ## | Player | | Total FG-FGA | 3-Ptr FG-FGA | FT-FTA | Reb Off | Def | Tot | PF | TP | A | TO | Blk | Stl | Min |
|---|---|---|---|---|---|---|---|---|---|---|---|---|---|---|---|
| 01 | Maten, Yante | f | 4-9 | 0-2 | 9-14 | 1 | 8 | 9 | 2 | 17 | 1 | 5 | 0 | 0 | 34 |
| 34 | Ogbeide, Derek | f | 1-3 | 0-0 | 1-2 | 1 | 10 | 11 | 1 | 3 | 0 | 1 | 2 | 0 | 24 |
| 02 | Harris, Jordan | g | 1-4 | 0-2 | 2-3 | 0 | 2 | 2 | 2 | 4 | 1 | 2 | 0 | 0 | 16 |
| 03 | Parker, Juwan | g | 3-6 | 0-1 | 5-7 | 2 | 4 | 6 | 2 | 11 | 1 | 4 | 0 | 1 | 17 |
| 30 | Frazier, J.J. | g | 6-12 | 0-2 | 4-5 | 0 | 3 | 3 | 3 | 16 | 4 | 2 | 0 | 5 | 36 |
| 00 | Jackson II, William | | 1-3 | 1-2 | 0-0 | 0 | 0 | 0 | 1 | 3 | 2 | 0 | 0 | 1 | 12 |
| 04 | Crump, Tyree | | 0-1 | 0-1 | 0-0 | 0 | 0 | 0 | 0 | 0 | 0 | 0 | 0 | 0 | 2 |
| 05 | Diatta, Pape | | 3-4 | 1-2 | 5-6 | 0 | 5 | 5 | 3 | 12 | 1 | 1 | 1 | 0 | 27 |
| 24 | Kessler, Houston | | 1-2 | 0-0 | 1-1 | 0 | 0 | 0 | 0 | 3 | 0 | 1 | 0 | 0 | 7 |
| 25 | Geno, Kenny Paul | | 0-1 | 0-1 | 0-0 | 0 | 2 | 2 | 2 | 0 | 1 | 0 | 0 | 0 | 10 |
| 32 | Edwards, Mike | | 1-1 | 0-0 | 0-2 | 0 | 3 | 3 | 2 | 2 | 0 | 4 | 1 | 0 | 15 |
| | Team | | | | | 1 | 2 | 3 | 1 | | | | | | |
| | Totals | | 21-46 | 2-13 | 27-40 | 5 | 39 | 44 | 19 | 71 | 11 | 20 | 4 | 7 | 200 |

FG % 1st Half: 7-21 33.3% 2nd half: 14-25 56.0% Game: 21-46 45.7%
3FG % 1st Half: 1-6 16.7% 2nd half: 1-7 14.3% Game: 2-13 15.4%
FT % 1st Half: 5-10 50.0% 2nd half: 22-30 73.3% Game: 27-40 67.5%
Deadball Rebounds 8

Officials: Karl Hess, Chuck Jones, Jason Baker
Technical fouls: Mizzou-TEAM. Georgia-TEAM.
Attendance: 8635
Unsporting technical foul on UGA's Kent Davison at end of 1st half
Unsporting technical foul on Missouri's Steve Shields at end of 1st half

| Score by periods | 1st | 2nd | Total |
|---|---|---|---|
| Mizzou | 26 | 40 | **66** |
| Georgia | 20 | 51 | **71** |

◥ Sophomore guard Terrence Phillips led the team in scoring for the second time this season, scoring 20 points on 7-of-17 FGs, 5-of-12 3PT and 1-of-2 FTs.

◥ Phillips connected on five three-pointers in the game, the fourth time this season and 11th time in his career he has hit multiple three-pointers. The five three-pointers matched his career high in three-pointers made, which he previously set against NC Central on Nov. 29.

◥ Phillips' 20 points marked the second time he has reached 20 points in a game after scoring a career-high 21 points vs. Xavier on Nov. 17.

◥ Junior forward Jordan Barnett scored 15 points in the game, his third-straight game scoring in double figures.

**Official Basketball Box Score -- Game Totals -- Final Statistics**
**Auburn vs Mizzou**
**1-10-17 6:01 PM at Columbia, Mo. (Mizzou Arena)**

**Auburn 77 • 11-5, 1-3**

| ## | Player | | Total FG-FGA | 3-Ptr FG-FGA | FT-FTA | Reb Off | Def | Tot | PF | TP | A | TO | Blk | Stl | Min |
|---|---|---|---|---|---|---|---|---|---|---|---|---|---|---|---|
| 24 | McLemore, Anfernee | f | 0-0 | 0-0 | 0-1 | 1 | 3 | 4 | 4 | 0 | 0 | 2 | 3 | 0 | 14 |
| 50 | Wiley, Austin | c | 2-2 | 0-0 | 1-3 | 2 | 1 | 3 | 4 | 5 | 0 | 2 | 4 | 0 | 10 |
| 01 | Harper, Jared | g | 2-9 | 1-7 | 5-8 | 0 | 4 | 4 | 2 | 10 | 2 | 1 | 0 | 2 | 26 |
| 05 | Heron, Mustapha | g | 4-14 | 2-4 | 6-7 | 3 | 6 | 9 | 4 | 16 | 2 | 0 | 0 | 0 | 29 |
| 23 | Lang, TJ | g | 1-2 | 1-2 | 0-0 | 0 | 0 | 0 | 1 | 3 | 0 | 1 | 0 | 0 | 15 |
| 00 | Spencer, Horace | | 5-5 | 0-0 | 0-0 | 2 | 3 | 5 | 4 | 10 | 1 | 4 | 3 | 0 | 24 |
| 02 | Brown, Bryce | | 4-10 | 4-8 | 1-2 | 0 | 2 | 2 | 2 | 13 | 2 | 0 | 1 | 1 | 23 |
| 04 | Dunans, T.J. | | 2-7 | 0-1 | 1-2 | 1 | 2 | 3 | 3 | 5 | 2 | 3 | 0 | 0 | 17 |
| 12 | Smith, LaRon | | 1-1 | 0-0 | 0-6 | 1 | 3 | 4 | 0 | 2 | 0 | 0 | 1 | 0 | 17 |
| 31 | Waddell, Devin | | 0-0 | 0-0 | 0-0 | 0 | 0 | 0 | 3 | 0 | 0 | 0 | 0 | 0 | 10 |
| 35 | Johnson, Ronnie | | 4-9 | 1-3 | 4-4 | 0 | 2 | 2 | 2 | 13 | 4 | 1 | 0 | 1 | 15 |
| | Team | | | | | 5 | 1 | 6 | | | | | | | |
| | Totals | | 25-59 | 9-25 | 18-33 | 15 | 27 | 42 | 29 | 77 | 13 | 14 | 12 | 4 | 200 |

FG % 1st Half: 11-30 36.7% 2nd half: 14-29 48.3% Game: 25-59 42.4%
3FG % 1st Half: 6-17 35.3% 2nd half: 3-8 37.5% Game: 9-25 36.0%
FT % 1st Half: 6-10 60.0% 2nd half: 12-23 52.2% Game: 18-33 54.5%
Deadball Rebounds 7

**Mizzou 72 • 5-10, 0-3**

| ## | Player | | Total FG-FGA | 3-Ptr FG-FGA | FT-FTA | Reb Off | Def | Tot | PF | TP | A | TO | Blk | Stl | Min |
|---|---|---|---|---|---|---|---|---|---|---|---|---|---|---|---|
| 21 | BARNETT, Jordan | f | 6-18 | 2-8 | 6-6 | 4 | 2 | 6 | 3 | 20 | 0 | 3 | 0 | 0 | 35 |
| 24 | PURYEAR, Kevin | f | 1-10 | 0-0 | 2-2 | 4 | 5 | 9 | 4 | 4 | 0 | 1 | 0 | 0 | 34 |
| 25 | WOODS, Russell | f | 2-8 | 0-0 | 3-5 | 6 | 2 | 8 | 4 | 7 | 0 | 0 | 0 | 1 | 30 |
| 11 | WALTON, K.J. | g | 2-6 | 0-0 | 4-6 | 3 | 10 | 13 | 4 | 8 | 2 | 2 | 0 | 3 | 29 |
| 15 | GEIST, Jordan | g | 4-6 | 1-2 | 1-3 | 0 | 1 | 1 | 4 | 10 | 1 | 3 | 0 | 0 | 19 |
| 01 | PHILLIPS, Terrence | | 3-9 | 1-2 | 5-8 | 3 | 3 | 6 | 4 | 12 | 6 | 5 | 3 | 3 | 32 |
| 03 | HUGHES, Frankie | | 3-9 | 1-5 | 2-3 | 1 | 2 | 3 | 1 | 9 | 2 | 1 | 0 | 0 | 14 |
| 14 | NIKKO, Reed | | 1-1 | 0-0 | 0-0 | 0 | 1 | 1 | 1 | 2 | 0 | 0 | 0 | 0 | 3 |
| 33 | VANLEER, Cullen | | 0-1 | 0-1 | 0-0 | 0 | 0 | 0 | 1 | 0 | 0 | 0 | 0 | 0 | 4 |
| | Team | | | | | 4 | 0 | 4 | | | | | | | |
| | Totals | | 22-68 | 5-18 | 23-33 | 25 | 26 | 51 | 26 | 72 | 11 | 15 | 3 | 7 | 200 |

FG % 1st Half: 12-38 31.6% 2nd half: 10-30 33.3% Game: 22-68 32.4%
3FG % 1st Half: 4-11 36.4% 2nd half: 1-7 14.3% Game: 5-18 27.8%
FT % 1st Half: 7-9 77.8% 2nd half: 16-24 66.7% Game: 23-33 69.7%
Deadball Rebounds 4,1

Officials: Mike Nance, Anthony Jordan, Kipp Kissinger
Technical fouls: Auburn-None. Mizzou-None.
Attendance: 9688
Estimated Actual: 5907

| Score by periods | 1st | 2nd | Total |
|---|---|---|---|
| Auburn | 34 | 43 | **77** |
| Mizzou | 35 | 37 | **72** |

◥ Junior forward Jordan Barnett continued his hot streak of play by scoring 20 points, the third time he has set his career high in a Tiger uniform and fourth consecutive game he has scored in double figures.

◥ Sophomore guard K.J. Walton grabbed a career-high 13 rebounds in the game, surpassing his previous high of six, set twice.

◥ Walton's 13 rebounds is tied with Barnett for the most rebounds by a Tiger this season. Barnett snagged 13 boards against Lipscomb on Dec. 29.

◥ Sophomore guard Terrence Phillips recorded a career-high three blocks in the game. Phillips had never recorded more than one block in a game before tonight.

**Official Basketball Box Score -- Game Totals -- Final Statistics**
**Mizzou vs Arkansas**
**01/14/17 5:01 p.m. at Fayetteville, Ark. (Bud Walton Arena)**

**Mizzou 73 • 5-11, 0-4 SEC**

| ## | Player | | Total FG-FGA | 3-Ptr FG-FGA | FT-FTA | Reb Off | Def | Tot | PF | TP | A | TO | Blk | Stl | Min |
|---|---|---|---|---|---|---|---|---|---|---|---|---|---|---|---|
| 21 | BARNETT, Jordan | f | 6-11 | 2-5 | 0-1 | 2 | 4 | 6 | 5 | 14 | 2 | 2 | 0 | 4 | 25 |
| 24 | PURYEAR, Kevin | f | 3-8 | 0-1 | 5-6 | 1 | 3 | 4 | 1 | 11 | 1 | 0 | 1 | 0 | 31 |
| 25 | WOODS, Russell | f | 2-5 | 0-0 | 1-4 | 2 | 1 | 3 | 4 | 5 | 0 | 0 | 0 | 1 | 24 |
| 11 | WALTON, K.J. | g | 1-4 | 1-2 | 3-6 | 0 | 4 | 4 | 1 | 6 | 2 | 2 | 0 | 0 | 23 |
| 15 | GEIST, Jordan | g | 3-6 | 0-3 | 7-11 | 0 | 3 | 3 | 3 | 13 | 0 | 2 | 0 | 0 | 30 |
| 01 | PHILLIPS, Terrence | | 3-10 | 3-8 | 4-4 | 0 | 2 | 2 | 3 | 13 | 4 | 2 | 0 | 2 | 31 |
| 03 | HUGHES, Frankie | | 2-7 | 2-6 | 0-0 | 0 | 2 | 2 | 0 | 6 | 1 | 4 | 0 | 0 | 17 |
| 14 | NIKKO, Reed | | 1-5 | 0-0 | 0-0 | 5 | 1 | 6 | 2 | 2 | 1 | 0 | 0 | 0 | 11 |
| 32 | WOLF, Adam | | 0-0 | 0-0 | 0-0 | 0 | 0 | 0 | 0 | 0 | 0 | 0 | 0 | 0 | 0+ |
| 33 | VANLEER, Cullen | | 1-1 | 1-1 | 0-0 | 1 | 0 | 1 | 1 | 3 | 1 | 1 | 0 | 0 | 8 |
| | Team | | | | | 3 | 1 | 4 | | | | 1 | | | |
| | Totals | | 22-57 | 9-26 | 20-32 | 14 | 21 | 35 | 20 | 73 | 12 | 14 | 1 | 7 | 200 |

FG % 1st Half: 10-34 29.4% 2nd half: 12-23 52.2% Game: 22-57 38.6%
3FG % 1st Half: 5-15 33.3% 2nd half: 4-11 36.4% Game: 9-26 34.6%
FT % 1st Half: 11-13 84.6% 2nd half: 9-19 47.4% Game: 20-32 62.5%
Deadball Rebounds 5

**Arkansas 92 • 13-4, 2-3 SEC**

| ## | Player | | Total FG-FGA | 3-Ptr FG-FGA | FT-FTA | Reb Off | Def | Tot | PF | TP | A | TO | Blk | Stl | Min |
|---|---|---|---|---|---|---|---|---|---|---|---|---|---|---|---|
| 13 | THOMAS,DUSTIN | f | 1-3 | 0-0 | 1-2 | 0 | 2 | 2 | 4 | 3 | 0 | 1 | 0 | 0 | 18 |
| 33 | KINGSLEY,MOSES | f | 4-9 | 0-0 | 2-3 | 3 | 5 | 8 | 1 | 10 | 3 | 4 | 3 | 0 | 28 |
| 00 | BARFORD,JAYLEN | g | 6-8 | 0-2 | 1-1 | 0 | 6 | 6 | 4 | 13 | 2 | 0 | 0 | 1 | 20 |
| 04 | MACON,DARYL | g | 6-11 | 4-8 | 1-2 | 1 | 3 | 4 | 3 | 17 | 6 | 2 | 0 | 2 | 27 |
| 31 | BEARD,ANTON | g | 3-5 | 1-2 | 4-4 | 0 | 2 | 2 | 5 | 11 | 3 | 4 | 0 | 1 | 27 |
| 01 | THOMPSON,TREY | | 3-3 | 0-0 | 2-4 | 2 | 2 | 4 | 3 | 8 | 0 | 1 | 2 | 0 | 16 |
| 02 | BAILEY,ADRIO | | 0-1 | 0-0 | 0-0 | 1 | 0 | 1 | 0 | 0 | 0 | 0 | 0 | 0 | 4 |
| 03 | HANNAHS,DUSTY | | 5-11 | 2-5 | 4-4 | 1 | 2 | 3 | 1 | 16 | 3 | 2 | 0 | 0 | 25 |
| 05 | COOK,ARLANDO | | 0-0 | 0-0 | 0-0 | 0 | 1 | 1 | 0 | 0 | 0 | 0 | 0 | 0 | 7 |
| 12 | HAZEN,BRACHEN | | 0-0 | 0-0 | 0-0 | 0 | 1 | 1 | 0 | 0 | 0 | 0 | 0 | 0 | 1 |
| 15 | HOLMES,JONATHAN | | 0-0 | 0-0 | 0-0 | 0 | 0 | 0 | 0 | 0 | 0 | 0 | 0 | 0 | 0+ |
| 21 | WATKINS,MANUALE | | 3-6 | 1-4 | 1-2 | 1 | 1 | 2 | 3 | 8 | 1 | 0 | 0 | 0 | 22 |
| 23 | JONES,CJ | | 2-2 | 2-2 | 0-0 | 0 | 1 | 1 | 1 | 6 | 0 | 0 | 0 | 1 | 5 |
| | Team | | | | | 0 | 1 | 1 | | | | | | | |
| | Totals | | 33-59 | 10-23 | 16-22 | 9 | 27 | 36 | 25 | 92 | 18 | 14 | 5 | 5 | 200 |

FG % 1st Half: 20-36 55.6% 2nd half: 13-23 56.5% Game: 33-59 55.9%
3FG % 1st Half: 6-15 40.0% 2nd half: 4-8 50.0% Game: 10-23 43.5%
FT % 1st Half: 4-6 66.7% 2nd half: 12-16 75.0% Game: 16-22 72.7%
Deadball Rebounds 2,1

Officials: Joe Lindsay, William Covington, Rob Rorke
Technical fouls: Mizzou-GEIST, Jordan. Arkansas-None.
Attendance: 15424
Estimated Actual Attendance: 11,182
Fouled Out: Missouri #21 J. Barnett at 4:29 2H

◥ Junior forward Jordan Barnett scored 14 points in the game, the fifth consecutive game he has second in double figures.

◥ With the 14 points, Barnett led the team in scoring for the second consecutive game and third time overall this season.

◥ Barnett recorded six rebounds in the game, the sixth time in seven games he has reached at least five boards.

◥ Barnett also had a career-high four steals in the game. Previously, Barnett never had more than two in game.

◥ Sophomore guard Jordan Geist scored 13 points, the fifth game this season he has scored in double figures and fourth time since being inserted into the starting lineup five games ago.

◥ Freshman forward Reed Nikko grabbed a season high six rebounds in the game, surpassing his previous high of five which he set twice earlier this season.

**Official Basketball Box Score -- Game Totals -- Final Statistics**
**Mizzou vs Alabama**
**1/18/17 6:01 p.m. CT at Tuscaloosa, Ala. (Coleman Coliseum)**

**Mizzou 56 • 5-12, 0-5**

| ## | Player | | Total FG-FGA | 3-Ptr FG-FGA | FT-FTA | Reb Off | Def | Tot | PF | TP | A | TO | Blk | Stl | Min |
|---|---|---|---|---|---|---|---|---|---|---|---|---|---|---|---|
| 21 | BARNETT, Jordan | f | 3-6 | 1-3 | 0-0 | 2 | 3 | 5 | 2 | 7 | 1 | 2 | 1 | 0 | 28 |
| 24 | PURYEAR, Kevin | f | 0-1 | 0-0 | 4-6 | 2 | 4 | 6 | 3 | 4 | 1 | 3 | 0 | 0 | 29 |
| 25 | WOODS, Russell | f | 3-7 | 0-0 | 7-7 | 0 | 2 | 2 | 4 | 13 | 1 | 1 | 0 | 0 | 28 |
| 11 | WALTON, K.J. | g | 1-4 | 0-1 | 0-0 | 0 | 1 | 1 | 2 | 2 | 0 | 1 | 0 | 2 | 15 |
| 15 | GEIST, Jordan | g | 1-3 | 0-0 | 1-2 | 0 | 1 | 1 | 1 | 3 | 0 | 2 | 0 | 1 | 14 |
| 01 | PHILLIPS, Terrence | | 5-10 | 3-5 | 3-5 | 0 | 4 | 4 | 5 | 16 | 7 | 4 | 0 | 4 | 33 |
| 03 | HUGHES, Frankie | | 3-6 | 2-3 | 0-3 | 0 | 5 | 5 | 4 | 8 | 0 | 2 | 0 | 0 | 23 |
| 14 | NIKKO, Reed | | 0-3 | 0-0 | 0-0 | 0 | 1 | 1 | 1 | 0 | 0 | 1 | 1 | 1 | 10 |
| 33 | VANLEER, Cullen | | 1-2 | 1-2 | 0-0 | 0 | 2 | 2 | 4 | 3 | 0 | 2 | 0 | 0 | 20 |
| | Team | | | | | 1 | 3 | 4 | | | | 1 | | | |
| | Totals | | 17-42 | 7-14 | 15-23 | 5 | 26 | 31 | 26 | 56 | 10 | 19 | 2 | 8 | 200 |

FG % 1st Half: 6-20 30.0% 2nd half: 11-22 50.0% Game: 17-42 40.5%
3FG % 1st Half: 3-6 50.0% 2nd half: 4-8 50.0% Game: 7-14 50.0%
FT % 1st Half: 4-9 44.4% 2nd half: 11-14 78.6% Game: 15-23 65.2%
Deadball Rebounds 3

**Alabama 68 • 11-6, 4-1**

| ## | Player | | Total FG-FGA | 3-Ptr FG-FGA | FT-FTA | Reb Off | Def | Tot | PF | TP | A | TO | Blk | Stl | Min |
|---|---|---|---|---|---|---|---|---|---|---|---|---|---|---|---|
| 01 | Norris, Riley | f | 5-10 | 2-5 | 1-4 | 2 | 2 | 4 | 1 | 13 | 1 | 2 | 0 | 1 | 34 |
| 25 | Key, Braxton | f | 4-9 | 2-5 | 1-2 | 2 | 5 | 7 | 3 | 11 | 3 | 4 | 0 | 1 | 24 |
| 35 | Hall, Donta | f | 1-2 | 0-0 | 1-4 | 2 | 2 | 4 | 5 | 3 | 0 | 0 | 1 | 0 | 16 |
| 03 | Collins, Corban | g | 1-7 | 0-6 | 0-0 | 0 | 3 | 3 | 4 | 2 | 1 | 0 | 0 | 3 | 23 |
| 12 | Ingram, Dazon | g | 4-5 | 2-3 | 2-6 | 1 | 3 | 4 | 3 | 12 | 3 | 4 | 0 | 0 | 29 |
| 05 | Johnson Jr, Avery | | 4-7 | 1-3 | 4-4 | 0 | 1 | 1 | 2 | 13 | 1 | 0 | 0 | 2 | 20 |
| 10 | Taylor, Jimmie | | 2-5 | 0-0 | 2-6 | 5 | 4 | 9 | 0 | 6 | 0 | 1 | 1 | 0 | 23 |
| 11 | Hale, Shannon | | 0-1 | 0-1 | 0-0 | 0 | 1 | 1 | 0 | 0 | 0 | 0 | 0 | 0 | 6 |
| 21 | Olaniyan, Bola | | 0-1 | 0-0 | 2-2 | 2 | 0 | 2 | 3 | 2 | 0 | 1 | 0 | 0 | 11 |
| 22 | Davis, Ar'Mond | | 2-6 | 2-4 | 0-0 | 0 | 2 | 2 | 0 | 6 | 0 | 0 | 0 | 0 | 14 |
| | Team | | | | | 0 | 2 | 2 | | | | | | | |
| | Totals | | 23-53 | 9-27 | 13-28 | 14 | 25 | 39 | 21 | 68 | 9 | 12 | 2 | 7 | 200 |

FG % 1st Half: 10-30 33.3% 2nd half: 13-23 56.5% Game: 23-53 43.4%
3FG % 1st Half: 3-15 20.0% 2nd half: 6-12 50.0% Game: 9-27 33.3%
FT % 1st Half: 3-7 42.9% 2nd half: 10-21 47.6% Game: 13-28 46.4%
Deadball Rebounds 5

Officials: Tony Greene, Karl Hess, Terry Oglesby
Technical fouls: Mizzou-None. Alabama-None.
Attendance: 10347

| Score by periods | 1st | 2nd | Total |
|---|---|---|---|
| Mizzou | 19 | 37 | **56** |
| Alabama | 26 | 42 | **68** |

◥ Sophomore guard Terrence Phillips led the team in scoring with 16 points in the game, the eighth time this season and 19th time in his career he has reached double figures.

◥ Phillips connected on multiple three-pointers for the second straight contest and third time in four games. His three three-pointers mark the sixth time this season and 13th time in his career he has connected on multiple threes.

◥ Senior forward Russell Woods poured in 13 points, the fifth time this season he has reached double figures.

◥ Woods was a perfect 7-of-7 in the game from the free throw line, the first time in his career he has recorded a perfect game from the charity stripe.

**Official Basketball Box Score -- Game Totals -- Final Statistics**
**Ole Miss vs Mizzou**
**1-21-17 2:31 PM at Columbia, Mo. (Mizzou Arena)**

**Ole Miss 75 • 12-7, 3-4**

| ## | Player | | Total FG-FGA | 3-Ptr FG-FGA | FT-FTA | Reb Off | Def | Tot | PF | TP | A | TO | Blk | Stl | Min |
|---|---|---|---|---|---|---|---|---|---|---|---|---|---|---|---|
| 03 | Davis,Terence | * | 7-16 | 2-7 | 2-4 | 2 | 9 | 11 | 3 | 18 | 4 | 1 | 0 | 1 | 39 |
| 04 | Tyree,Breein | * | 2-6 | 2-2 | 0-0 | 1 | 1 | 2 | 1 | 6 | 1 | 1 | 0 | 0 | 23 |
| 05 | Hymon,Marcanvis | * | 1-2 | 0-0 | 1-2 | 0 | 6 | 6 | 3 | 3 | 0 | 1 | 0 | 1 | 23 |
| 11 | Saiz,Sebastian | * | 6-12 | 1-3 | 6-7 | 2 | 8 | 10 | 4 | 19 | 2 | 4 | 0 | 1 | 36 |
| 50 | Furmanavicius,Justas | * | 2-4 | 0-2 | 3-3 | 1 | 1 | 2 | 2 | 7 | 1 | 1 | 2 | 0 | 25 |
| 01 | Burnett,Deandre | | 4-11 | 3-6 | 3-5 | 1 | 1 | 2 | 1 | 14 | 3 | 3 | 0 | 1 | 36 |
| 02 | Neal,Cullen | | 2-5 | 2-4 | 2-2 | 0 | 1 | 1 | 2 | 8 | 0 | 1 | 0 | 0 | 18 |
| | Team | | | | | 2 | 2 | 4 | | | | | | | |
| | Totals | | 24-56 | 10-24 | 17-23 | 9 | 29 | 38 | 16 | 75 | 11 | 12 | 2 | 4 | 200 |

FG % 1st Half: 14-31 45.2% 2nd half: 10-25 40.0% Game: 24-56 42.9%
3FG % 1st Half: 6-14 42.9% 2nd half: 4-10 40.0% Game: 10-24 41.7%
FT % 1st Half: 5-7 71.4% 2nd half: 12-16 75.0% Game: 17-23 73.9%
Deadball Rebounds 3

**Mizzou 71 • 5-13, 0-6**

| ## | Player | | Total FG-FGA | 3-Ptr FG-FGA | FT-FTA | Reb Off | Def | Tot | PF | TP | A | TO | Blk | Stl | Min |
|---|---|---|---|---|---|---|---|---|---|---|---|---|---|---|---|
| 11 | WALTON, K.J. | * | 0-4 | 0-0 | 0-0 | 0 | 0 | 0 | 0 | 0 | 2 | 0 | 0 | 0 | 16 |
| 15 | GEIST, Jordan | * | 1-3 | 0-1 | 0-0 | 0 | 4 | 4 | 1 | 2 | 1 | 0 | 0 | 0 | 17 |
| 21 | BARNETT, Jordan | * | 4-10 | 2-5 | 1-2 | 1 | 4 | 5 | 1 | 11 | 0 | 2 | 0 | 0 | 34 |
| 24 | PURYEAR, Kevin | * | 11-14 | 4-4 | 0-0 | 3 | 5 | 8 | 4 | 26 | 0 | 3 | 0 | 0 | 33 |
| 25 | WOODS, Russell | * | 5-10 | 0-0 | 3-9 | 6 | 5 | 11 | 4 | 13 | 0 | 2 | 0 | 0 | 34 |
| 01 | PHILLIPS, Terrence | | 3-12 | 2-7 | 2-3 | 0 | 5 | 5 | 5 | 10 | 10 | 5 | 0 | 2 | 33 |
| 03 | HUGHES, Frankie | | 0-2 | 0-2 | 0-0 | 1 | 0 | 1 | 2 | 0 | 2 | 1 | 0 | 0 | 4 |
| 14 | NIKKO, Reed | | 0-0 | 0-0 | 0-2 | 0 | 0 | 0 | 1 | 0 | 0 | 0 | 0 | 0 | 6 |
| 33 | VANLEER, Cullen | | 3-6 | 3-6 | 0-1 | 0 | 3 | 3 | 2 | 9 | 0 | 0 | 0 | 0 | 23 |
| | Team | | | | | 1 | 0 | 1 | | | | 1 | | | |
| | Totals | | 27-61 | 11-25 | 6-17 | 12 | 26 | 38 | 20 | 71 | 15 | 14 | 0 | 2 | 200 |

FG % 1st Half: 14-33 42.4% 2nd half: 13-28 46.4% Game: 27-61 44.3%
3FG % 1st Half: 2-8 25.0% 2nd half: 9-17 52.9% Game: 11-25 44.0%
FT % 1st Half: 3-7 42.9% 2nd half: 3-10 30.0% Game: 6-17 35.3%
Deadball Rebounds 4

Officials: Tony Henderson, Terry Moore, Rusty Phillips
Technical fouls: Ole Miss-None. Mizzou-None.
Attendance: 10378
Estimated Actual: 7,235

| Score by periods | 1st | 2nd | Total |
|---|---|---|---|
| Ole Miss | 39 | 36 | **75** |
| Mizzou | 33 | 38 | **71** |

◥ Mizzou had two players – sophomore guard Terrence Phillips and senior forward Russell Woods – record double-doubles for the first time since March 2, 2013 when Laurence Bowers and Alex Oriahki did so. Phillips recorded 10 points and 10 assists, while Woods compiled 13 points and 11 rebounds.

◥ The Tigers had four players – Phillips, Woods, sophomore forward Kevin Puryear and junior forward Jordan Barnett – score in double figures for the fifth time this season.

◥ As a team, Mizzou made a season-high 11 three-pointers in the game, the most the Tigers have made in a game since connecting on 12 threes against Ole Miss on Feb. 23, 2016.

◥ Puryear poured in a career high 26 points in the game, the second time this season and fifth time in his career he has reached 20 points.

**Official Basketball Box Score -- Game Totals -- Final Statistics**
**Mizzou vs Mississippi State**
**01-25-17 6 p.m. at Starkville, Miss. (Humphrey Coliseum)**

**Mizzou 74 • 5-14, 0-7**

| ## | Player | | Total FG-FGA | 3-Ptr FG-FGA | FT-FTA | Rebounds Off | Def | Tot | PF | TP | A | TO | Blk | Stl | Min |
|---|---|---|---|---|---|---|---|---|---|---|---|---|---|---|---|
| 21 | BARNETT, Jordan | f | 7-12 | 2-6 | 2-2 | 3 | 5 | 8 | 3 | 18 | 0 | 0 | 0 | 0 | 32 |
| 24 | PURYEAR, Kevin | f | 3-9 | 0-3 | 7-8 | 4 | 3 | 7 | 0 | 13 | 1 | 2 | 0 | 0 | 37 |
| 25 | WOODS, Russell | f | 0-0 | 0-0 | 0-3 | 1 | 2 | 3 | 5 | 0 | 1 | 0 | 0 | 0 | 12 |
| 11 | WALTON, K.J. | g | 0-2 | 0-0 | 1-2 | 1 | 0 | 1 | 1 | 1 | 1 | 2 | 0 | 0 | 13 |
| 15 | GEIST, Jordan | g | 6-13 | 1-3 | 5-6 | 0 | 4 | 4 | 1 | 18 | 0 | 1 | 0 | 1 | 26 |
| 01 | PHILLIPS, Terrence | | 3-6 | 1-4 | 2-2 | 0 | 2 | 2 | 5 | 9 | 4 | 3 | 0 | 0 | 28 |
| 03 | HUGHES, Frankie | | 2-5 | 0-1 | 0-0 | 0 | 3 | 3 | 2 | 4 | 2 | 2 | 0 | 0 | 13 |
| 14 | NIKKO, Reed | | 1-3 | 0-0 | 0-0 | 2 | 0 | 2 | 3 | 2 | 0 | 0 | 0 | 0 | 11 |
| 33 | VANLEER, Cullen | | 3-4 | 3-4 | 0-0 | 0 | 1 | 1 | 2 | 9 | 1 | 0 | 0 | 0 | 28 |
| | Team | | | | | 0 | 1 | 1 | | | | | | | |
| | Totals | | 25-54 | 7-21 | 17-23 | 11 | 21 | 32 | 22 | 74 | 10 | 10 | 0 | 1 | 200 |

FG % 1st Half: 16-26 61.5% 2nd half: 9-28 32.1% Game: 25-54 46.3%
3FG % 1st Half: 7-12 58.3% 2nd half: 0-9 0.0% Game: 7-21 33.3%
FT % 1st Half: 4-6 66.7% 2nd half: 13-17 76.5% Game: 17-23 73.9%
Deadball Rebounds 3

**Mississippi State 89 • 13-6, 4-3**

| ## | Player | | FG-FGA | 3-Ptr FG-FGA | FT-FTA | Rebounds Off | Def | Tot | PF | TP | A | TO | Blk | Stl | Min |
|---|---|---|---|---|---|---|---|---|---|---|---|---|---|---|---|
| 34 | Schnider Herard | f | 1-2 | 0-0 | 1-7 | 1 | 3 | 4 | 2 | 3 | 0 | 0 | 0 | 0 | 19 |
| 01 | Lamar Peters | g | 8-12 | 7-11 | 0-0 | 1 | 0 | 1 | 4 | 23 | 2 | 1 | 1 | 1 | 20 |
| 03 | Xavian Stapleton | g | 2-5 | 1-1 | 0-0 | 1 | 0 | 1 | 3 | 5 | 0 | 1 | 0 | 0 | 10 |
| 04 | Mario Kegler | g | 5-9 | 1-4 | 5-7 | 2 | 3 | 5 | 2 | 16 | 2 | 0 | 0 | 0 | 34 |
| 11 | Q Weatherspoon | g | 11-17 | 2-6 | 5-6 | 1 | 7 | 8 | 1 | 29 | 4 | 2 | 0 | 2 | 32 |
| 02 | Eli Wright | | 3-4 | 1-1 | 0-0 | 0 | 0 | 0 | 1 | 7 | 0 | 1 | 0 | 0 | 17 |
| 12 | Drew Davis | | 0-1 | 0-0 | 0-0 | 1 | 0 | 1 | 0 | 0 | 0 | 0 | 0 | 0 | 1 |
| 15 | IJ Ready | | 0-1 | 0-0 | 0-0 | 0 | 4 | 4 | 2 | 0 | 8 | 0 | 0 | 1 | 34 |
| 20 | Miles Washington | | 0-1 | 0-0 | 0-0 | 0 | 0 | 0 | 1 | 0 | 0 | 0 | 0 | 0 | 1 |
| 23 | Tyson Carter | | 1-1 | 0-0 | 0-0 | 1 | 1 | 2 | 0 | 2 | 0 | 0 | 0 | 0 | 5 |
| 35 | Aric Holman | | 1-2 | 0-0 | 2-5 | 0 | 1 | 1 | 2 | 4 | 0 | 2 | 4 | 0 | 23 |
| 45 | E.J. Datcher | | 0-1 | 0-0 | 0-0 | 0 | 1 | 1 | 1 | 0 | 0 | 0 | 0 | 0 | 4 |
| | Team | | | | | 1 | 1 | 2 | | | | | | | |
| | Totals | | 32-56 | 12-23 | 13-25 | 9 | 21 | 30 | 19 | 89 | 16 | 7 | 5 | 4 | 200 |

FG % 1st Half: 14-28 50.0% 2nd half: 18-28 64.3% Game: 32-56 57.1%
3FG % 1st Half: 4-11 36.4% 2nd half: 8-12 66.7% Game: 12-23 52.2%
FT % 1st Half: 7-15 46.7% 2nd half: 6-10 60.0% Game: 13-25 52.0%
Deadball Rebounds 6

Officials: Pat Adams, Anthony Jordan, John Hampton
Technical fouls: Mizzou-None. Mississippi State-None.
Attendance: 7101

| Score by periods | 1st | 2nd | Total |
|---|---|---|---|
| Mizzou | 43 | 31 | **74** |
| Mississippi State | 39 | 50 | **89** |

◥ Junior forward Jordan Barnett and sophomore guard Jordan Geist led the team in scoring, chipping in 18 points each. Barnett has led the Tigers in scoring four times this season, and Geist twice.

◥ Geist tied his career high in scoring with his 18 points, matching his effort vs. Lipscomb (Dec. 29).

◥ Barnett scored in double figures for the seventh time this season, while Geist has reached double figures six times.

◥ Barnett led the team in rebounds with eight, the fifth time in 10 games this season he has led the Tigers on the boards.

◥ Sophomore guard Cullen VanLeer drained three three-pointers in the game, the seventh time this season and 14th time in his career he has made multiple three-pointers. Over his last two games, VanLeer is 6-of-10 from beyond the three-point arc.

**Official Basketball Box Score -- Game Totals -- Final Statistics**
**South Carolina vs Mizzou**
**1-28-17 7:31 PM at Columbia, Mo. (Mizzou Arena)**

**South Carolina 63 • 17-4, 7-1**

| ## | Player | | Total FG-FGA | 3-Ptr FG-FGA | FT-FTA | Rebounds Off | Def | Tot | PF | TP | A | TO | Blk | Stl | Min |
|---|---|---|---|---|---|---|---|---|---|---|---|---|---|---|---|
| 21 | KOTSAR, Maik | f | 1-5 | 0-0 | 0-0 | 2 | 4 | 6 | 2 | 2 | 2 | 1 | 0 | 1 | 32 |
| 30 | SILVA, Chris | f | 2-4 | 0-0 | 3-4 | 3 | 3 | 6 | 4 | 7 | 0 | 1 | 0 | 0 | 16 |
| 00 | THORNWELL, Sindarius | g | 4-15 | 1-7 | 7-7 | 2 | 9 | 11 | 2 | 16 | 2 | 2 | 1 | 2 | 30 |
| 10 | NOTICE, Duane | g | 3-6 | 3-6 | 0-0 | 0 | 2 | 2 | 2 | 9 | 0 | 3 | 1 | 0 | 29 |
| 15 | DOZIER, PJ | g | 3-13 | 1-4 | 0-2 | 2 | 3 | 5 | 3 | 7 | 0 | 3 | 1 | 0 | 23 |
| 02 | GRAVETT, Hassani | | 1-3 | 0-1 | 2-2 | 1 | 0 | 1 | 2 | 4 | 0 | 1 | 0 | 1 | 9 |
| 04 | FELDER, Rakym | | 4-7 | 3-4 | 2-4 | 0 | 0 | 0 | 0 | 13 | 2 | 1 | 0 | 0 | 19 |
| 05 | BLANTON, TeMarcus | | 1-3 | 0-2 | 0-0 | 0 | 2 | 2 | 2 | 2 | 1 | 1 | 0 | 1 | 18 |
| 12 | GUEYE, Khadim | | 0-0 | 0-0 | 0-0 | 0 | 0 | 0 | 1 | 0 | 0 | 0 | 1 | 0 | 7 |
| 20 | MCKIE, Justin | | 1-1 | 1-1 | 0-0 | 0 | 3 | 3 | 1 | 3 | 2 | 1 | 0 | 1 | 17 |
| | Team | | | | | 1 | 6 | 7 | | | | | | | |
| | Totals | | 20-57 | 9-25 | 14-19 | 11 | 32 | 43 | 19 | 63 | 9 | 14 | 4 | 6 | 200 |

FG % 1st Half: 10-27 37.0% 2nd half: 10-30 33.3% Game: 20-57 35.1%
3FG % 1st Half: 5-15 33.3% 2nd half: 4-10 40.0% Game: 9-25 36.0%
FT % 1st Half: 1-2 50.0% 2nd half: 13-17 76.5% Game: 14-19 73.7%
Deadball Rebounds 2

**Mizzou 53 • 5-15, 0-8**

| ## | Player | | Total FG-FGA | 3-Ptr FG-FGA | FT-FTA | Rebounds Off | Def | Tot | PF | TP | A | TO | Blk | Stl | Min |
|---|---|---|---|---|---|---|---|---|---|---|---|---|---|---|---|
| 21 | BARNETT, Jordan | f | 1-7 | 0-2 | 0-0 | 1 | 4 | 5 | 4 | 2 | 0 | 1 | 0 | 0 | 21 |
| 24 | PURYEAR, Kevin | f | 3-9 | 0-2 | 1-1 | 2 | 6 | 8 | 3 | 7 | 0 | 3 | 0 | 0 | 35 |
| 25 | WOODS, Russell | f | 7-9 | 0-0 | 4-7 | 3 | 5 | 8 | 3 | 18 | 0 | 1 | 0 | 0 | 37 |
| 11 | WALTON, K.J. | g | 3-8 | 0-0 | 6-8 | 2 | 2 | 4 | 2 | 12 | 1 | 2 | 0 | 1 | 30 |
| 15 | GEIST, Jordan | g | 3-11 | 0-4 | 0-0 | 0 | 4 | 4 | 1 | 6 | 2 | 4 | 0 | 1 | 29 |
| 01 | PHILLIPS, Terrence | | 2-7 | 0-4 | 1-1 | 0 | 2 | 2 | 5 | 5 | 3 | 2 | 0 | 0 | 22 |
| 14 | NIKKO, Reed | | 0-0 | 0-0 | 0-0 | 0 | 0 | 0 | 1 | 0 | 0 | 0 | 0 | 0 | 1 |
| 33 | VANLEER, Cullen | | 1-5 | 1-5 | 0-0 | 0 | 3 | 3 | 2 | 3 | 2 | 1 | 0 | 0 | 25 |
| | Team | | | | | 1 | 3 | 4 | | | | 1 | | | |
| | Totals | | 20-56 | 1-17 | 12-17 | 9 | 29 | 38 | 21 | 53 | 8 | 15 | 0 | 2 | 200 |

FG % 1st Half: 7-21 33.3% 2nd half: 13-35 37.1% Game: 20-56 35.7%
3FG % 1st Half: 0-6 0.0% 2nd half: 1-11 9.1% Game: 1-17 5.9%
FT % 1st Half: 8-11 72.7% 2nd half: 4-6 66.7% Game: 12-17 70.6%
Deadball Rebounds 0

Officials: Jeffrey Clark, Chuck Jones, Terry Oglesby
Technical fouls: South Carolina-None. Mizzou-None.
Attendance: 10190
Estimated Actual: 6891

| Score by periods | 1st | 2nd | Total |
|---|---|---|---|
| South Carolina | 26 | 37 | **63** |
| Mizzou | 22 | 31 | **53** |

◥ Senior forward Russell Woods led the team in scoring for the first time in his career, scoring a career-high 18 points (7-of-9 FG, 4-of-7 FT). The 18-point output is the seventh time this season he has scored in double figures and third in the last four games.

◥ Woods was highly efficient from the field in the game, connecting on a career-high seven field goals.

◥ Woods snagged eight rebounds in the game, the 11th game this season and 13th of his career he has recorded at least five rebounds.

◥ Sophomore guard Terrence Phillips recorded his 200th career assist in the second half of play on a pass to Walton.

**Official Basketball Box Score -- Game Totals -- Final Statistics**
**Mizzou vs Florida**
**2/2/17 7 p.m. at Exactech Arena - Gainesville, Fla.**

**Mizzou 54 • 5-16, 0-9 SEC**

| ## | Player | | Total FG-FGA | 3-Ptr FG-FGA | FT-FTA | Rebounds Off | Def | Tot | PF | TP | A | TO | Blk | Stl | Min |
|---|---|---|---|---|---|---|---|---|---|---|---|---|---|---|---|
| 21 | BARNETT, Jordan | f | 3-7 | 0-2 | 0-0 | 0 | 1 | 1 | 1 | 6 | 0 | 0 | 0 | 2 | 15 |
| 24 | PURYEAR, Kevin | f | 2-8 | 0-2 | 4-5 | 0 | 4 | 4 | 4 | 8 | 2 | 5 | 0 | 0 | 29 |
| 25 | WOODS, Russell | f | 0-4 | 0-0 | 0-0 | 0 | 2 | 2 | 4 | 0 | 0 | 1 | 0 | 0 | 22 |
| 11 | WALTON, K.J. | g | 4-9 | 1-1 | 1-3 | 3 | 1 | 4 | 1 | 10 | 0 | 2 | 0 | 1 | 24 |
| 15 | GEIST, Jordan | g | 2-8 | 1-2 | 0-0 | 1 | 3 | 4 | 0 | 5 | 1 | 1 | 0 | 0 | 22 |
| 01 | PHILLIPS, Terrence | | 5-10 | 4-6 | 0-3 | 0 | 3 | 3 | 4 | 14 | 3 | 2 | 0 | 1 | 26 |
| 03 | HUGHES, Frankie | | 0-8 | 0-4 | 0-0 | 0 | 3 | 3 | 2 | 0 | 0 | 1 | 0 | 0 | 15 |
| 10 | RAU, Brett | | 0-1 | 0-0 | 0-0 | 1 | 0 | 1 | 0 | 0 | 0 | 0 | 0 | 1 | 1 |
| 13 | GLASSMAN, Trevor | | 0-0 | 0-0 | 0-0 | 0 | 1 | 1 | 0 | 0 | 0 | 0 | 0 | 1 | 1 |
| 14 | NIKKO, Reed | | 1-3 | 0-0 | 3-4 | 3 | 1 | 4 | 1 | 5 | 1 | 0 | 0 | 1 | 17 |
| 32 | WOLF, Adam | | 0-0 | 0-0 | 0-0 | 0 | 0 | 0 | 1 | 0 | 0 | 0 | 0 | 1 | 7 |
| 33 | VANLEER, Cullen | | 2-5 | 2-4 | 0-0 | 0 | 1 | 1 | 3 | 6 | 0 | 0 | 0 | 0 | 21 |
| | Team | | | | | 3 | 1 | 4 | | | | 1 | | | |
| | Totals | | 19-63 | 8-21 | 8-15 | 11 | 21 | 32 | 21 | 54 | 7 | 13 | 0 | 8 | 200 |

FG % 1st Half: 7-31 22.6% 2nd half: 12-32 37.5% Game: 19-63 30.2%
3FG % 1st Half: 3-11 27.3% 2nd half: 5-10 50.0% Game: 8-21 38.1%
FT % 1st Half: 3-6 50.0% 2nd half: 5-9 55.6% Game: 8-15 53.3%
Deadball Rebounds 2

**Florida 93 • 17-5, 7-2 SEC**

| ## | Player | | Total FG-FGA | 3-Ptr FG-FGA | FT-FTA | Rebounds Off | Def | Tot | PF | TP | A | TO | Blk | Stl | Min |
|---|---|---|---|---|---|---|---|---|---|---|---|---|---|---|---|
| 01 | Robinson, Devin | f | 4-12 | 1-5 | 0-0 | 5 | 6 | 11 | 3 | 9 | 1 | 1 | 1 | 0 | 25 |
| 23 | Leon, Justin | f | 1-6 | 0-1 | 2-3 | 2 | 3 | 5 | 0 | 4 | 1 | 0 | 0 | 1 | 20 |
| 15 | Egbunu, John | c | 2-6 | 0-0 | 3-5 | 2 | 5 | 7 | 1 | 7 | 0 | 2 | 1 | 1 | 17 |
| 00 | Hill, Kasey | g | 2-4 | 1-3 | 6-8 | 1 | 4 | 5 | 1 | 11 | 4 | 3 | 0 | 1 | 22 |
| 05 | Allen, KeVaughn | g | 5-7 | 3-5 | 2-2 | 1 | 2 | 3 | 2 | 15 | 0 | 0 | 1 | 2 | 23 |
| 02 | Hester, Eric | | 3-5 | 2-4 | 0-0 | 0 | 0 | 0 | 2 | 8 | 0 | 0 | 0 | 0 | 15 |
| 11 | Chiozza, Chris | | 4-8 | 2-4 | 2-2 | 2 | 10 | 12 | 1 | 12 | 10 | 3 | 0 | 1 | 29 |
| 12 | Gak, Gorjok | | 1-2 | 0-0 | 0-0 | 1 | 1 | 2 | 1 | 2 | 0 | 0 | 2 | 0 | 5 |
| 13 | Hayes, Kevarrius | | 3-5 | 0-0 | 2-2 | 2 | 3 | 5 | 2 | 8 | 0 | 0 | 1 | 0 | 18 |
| 24 | Barry, Canyon | | 5-10 | 2-6 | 5-5 | 1 | 3 | 4 | 0 | 17 | 0 | 1 | 1 | 1 | 22 |
| 32 | Rimmer, Schuyler | | 0-1 | 0-0 | 0-0 | 1 | 0 | 1 | 0 | 0 | 0 | 0 | 0 | 0 | 4 |
| | Team | | | | | 0 | 1 | 1 | | | | 1 | | | |
| | Totals | | 30-66 | 11-28 | 22-27 | 18 | 38 | 56 | 13 | 93 | 16 | 11 | 7 | 7 | 200 |

FG % 1st Half: 15-32 46.9% 2nd half: 15-34 44.1% Game: 30-66 45.5%
3FG % 1st Half: 5-15 33.3% 2nd half: 6-13 46.2% Game: 11-28 39.3%
FT % 1st Half: 13-16 81.3% 2nd half: 9-11 81.8% Game: 22-27 81.5%
Deadball Rebounds 2

Officials: Antinio Petty, Don Daily, Keith Kimble
Technical fouls: Mizzou-None. Florida-None.
Attendance: 10153

| Score by periods | 1st | 2nd | Total |
|---|---|---|---|
| Mizzou | 20 | 34 | **54** |
| Florida | 48 | 45 | **93** |

◥ Sophomore guard Terrence Phillips led the team in scoring for the fourth time this season, scoring 14 points (5-of-10 FG, 4-of-5 3PT, 0-of-3 FT). His 14-point output is the 10th time this season and 21th time in his career he has scored in double figures.

◥ Phillips drained four shots from the three-point line, the eighth time this season and 15th time in his career he has made multiple threes.

◥ Sophomore guard K.J. Walton scored in double figures for the sixth time this season and 15th time in his career, chipping in 10 points.

◥ Sophomore guard Cullen VanLeer sank two shots from beyond the three-point line in the game (2-of-4), the third time in the last four games and eighth time this season he has connected on multiple threes.

**Official Basketball Box Score -- Game Totals -- Final Statistics**
**Arkansas vs Mizzou**
**2-4-17 5:01 PM at Columbia, Mo. (Mizzou Arena)**

**Arkansas 78 • 17-6, 6-4**

| ## | Player | | Total FG-FGA | 3-Ptr FG-FGA | FT-FTA | Rebounds Off | Def | Tot | PF | TP | A | TO | Blk | Stl | Min |
|---|---|---|---|---|---|---|---|---|---|---|---|---|---|---|---|
| 00 | BARFORD,JAYLEN | * | 8-16 | 0-3 | 7-8 | 1 | 1 | 2 | 2 | 23 | 0 | 5 | 0 | 2 | 29 |
| 04 | MACON,DARYL | * | 4-9 | 3-6 | 4-5 | 0 | 3 | 3 | 5 | 15 | 3 | 4 | 0 | 1 | 29 |
| 13 | THOMAS,DUSTIN | * | 1-1 | 0-0 | 1-1 | 1 | 5 | 6 | 2 | 3 | 0 | 2 | 0 | 0 | 14 |
| 31 | BEARD,ANTON | * | 2-2 | 1-1 | 0-1 | 0 | 0 | 0 | 5 | 5 | 2 | 1 | 0 | 0 | 26 |
| 33 | KINGSLEY,MOSES | * | 1-3 | 0-0 | 2-3 | 1 | 1 | 2 | 3 | 4 | 1 | 1 | 1 | 0 | 23 |
| 01 | THOMPSON,TREY | | 1-2 | 0-0 | 0-0 | 2 | 2 | 4 | 1 | 2 | 1 | 2 | 0 | 2 | 18 |
| 02 | BAILEY,ADRIO | | 0-0 | 0-0 | 0-0 | 0 | 1 | 1 | 1 | 0 | 0 | 0 | 0 | 0 | 4 |
| 03 | HANNAHS,DUSTY | | 3-8 | 2-5 | 4-4 | 0 | 0 | 0 | 1 | 12 | 2 | 2 | 0 | 0 | 25 |
| 05 | COOK,ARLANDO | | 2-5 | 0-0 | 1-4 | 4 | 1 | 5 | 1 | 5 | 0 | 0 | 0 | 0 | 10 |
| 21 | WATKINS,MANUALE | | 4-5 | 1-1 | 0-1 | 1 | 5 | 6 | 3 | 9 | 2 | 0 | 0 | 1 | 22 |
| | Team | | | | | 2 | 2 | 4 | | | | | | | |
| | Totals | | 26-51 | 7-16 | 19-27 | 12 | 21 | 33 | 24 | 78 | 11 | 17 | 1 | 6 | 200 |

FG % 1st Half: 11-22 50.0% 2nd half: 15-29 51.7% Game: 26-51 51.0%
3FG % 1st Half: 3-6 50.0% 2nd half: 4-10 40.0% Game: 7-16 43.8%
FT % 1st Half: 9-14 64.3% 2nd half: 10-13 76.9% Game: 19-27 70.4%
Deadball Rebounds 1, 1

**Mizzou 83 • 6-16, 1-9**

| ## | Player | | Total FG-FGA | 3-Ptr FG-FGA | FT-FTA | Rebounds Off | Def | Tot | PF | TP | A | TO | Blk | Stl | Min |
|---|---|---|---|---|---|---|---|---|---|---|---|---|---|---|---|
| 01 | PHILLIPS, Terrence | * | 1-5 | 0-2 | 5-6 | 0 | 2 | 2 | 4 | 7 | 6 | 2 | 0 | 2 | 24 |
| 11 | WALTON, K.J. | * | 6-9 | 1-3 | 3-5 | 0 | 3 | 3 | 3 | 16 | 0 | 1 | 0 | 2 | 25 |
| 24 | PURYEAR, Kevin | * | 7-13 | 1-2 | 0-0 | 3 | 5 | 8 | 0 | 15 | 0 | 1 | 0 | 0 | 36 |
| 25 | WOODS, Russell | * | 1-1 | 0-0 | 6-6 | 0 | 3 | 3 | 3 | 8 | 1 | 2 | 0 | 1 | 30 |
| 33 | VANLEER, Cullen | * | 5-9 | 2-6 | 0-0 | 0 | 0 | 0 | 4 | 12 | 0 | 2 | 1 | 1 | 32 |
| 03 | HUGHES, Frankie | | 0-0 | 0-0 | 0-0 | 0 | 1 | 1 | 2 | 0 | 0 | 1 | 0 | 0 | 5 |
| 14 | NIKKO, Reed | | 1-2 | 0-0 | 0-1 | 0 | 1 | 1 | 2 | 2 | 1 | 0 | 0 | 0 | 9 |
| 15 | GEIST, Jordan | | 1-5 | 0-3 | 4-5 | 0 | 1 | 1 | 2 | 6 | 5 | 1 | 0 | 1 | 18 |
| 21 | BARNETT, Jordan | | 5-9 | 2-5 | 5-6 | 1 | 3 | 4 | 3 | 17 | 0 | 0 | 0 | 1 | 21 |
| | Team | | | | | 2 | 1 | 3 | | | | | | | |
| | Totals | | 27-53 | 6-21 | 23-29 | 6 | 20 | 26 | 23 | 83 | 13 | 10 | 1 | 8 | 200 |

FG % 1st Half: 16-26 61.5% 2nd half: 11-27 40.7% Game: 27-53 50.9%
3FG % 1st Half: 4-10 40.0% 2nd half: 2-11 18.2% Game: 6-21 28.6%
FT % 1st Half: 11-14 78.6% 2nd half: 12-15 80.0% Game: 23-29 79.3%
Deadball Rebounds 4

Officials: Pat Adams, Glenn Tuitt, Rusty Phillips
Technical fouls: Arkansas-KINGSLEY,MOSES. Mizzou-None.
Attendance: 11434
Estimate Acutal: 8,211
#RallyForRhyan

| Score by periods | 1st | 2nd | Total |
|---|---|---|---|
| Arkansas | 34 | 44 | **78** |
| Mizzou | 47 | 36 | **83** |

◥ Junior forward Jordan Barnett led the team in scoring for the fifth time this season with 17 points, marking the eighth time this season and 10th time in his career he has scored in double figures.

◥ With 15 points and eight rebounds, sophomore forward Kevin Puryear recorded his 12th game this season and 27th in his career where he has had at least 10 points and five rebounds.

◥ With 16 points, sophomore guard K.J. Walton scored in double figures for the third straight game, the seventh time this season and 16th time in his career.

◥ Sophomore guard Cullen VanLeer scored 12 points in the game, the fourth time this season and seventh time in his career he has scored in double figures.

◥ Sophomore guard Jordan Geist matched a season-high in assists with five.

**Official Basketball Box Score -- Game Totals -- Final Statistics**
**Mizzou vs Texas A&M**
**02/08/17 7:30 PM at Reed Arena (College Station, TX)**

**Mizzou 73 • 6-17; 1-10 SEC**

| ## | Player | | Total FG-FGA | 3-Ptr FG-FGA | FT-FTA | Rebounds Off | Def | Tot | PF | TP | A | TO | Blk | Stl | Min |
|---|---|---|---|---|---|---|---|---|---|---|---|---|---|---|---|
| 01 | PHILLIPS, Terrence | * | 3-9 | 1-3 | 2-2 | 0 | 6 | 6 | 3 | 9 | 7 | 3 | 0 | 1 | 32 |
| 11 | WALTON, K.J. | * | 5-12 | 0-2 | 2-2 | 2 | 6 | 8 | 2 | 12 | 2 | 0 | 0 | 1 | 31 |
| 24 | PURYEAR, Kevin | * | 4-7 | 1-1 | 0-0 | 0 | 1 | 1 | 4 | 9 | 4 | 1 | 0 | 1 | 28 |
| 25 | WOODS, Russell | * | 3-6 | 0-0 | 1-1 | 0 | 1 | 1 | 4 | 7 | 1 | 1 | 0 | 1 | 15 |
| 33 | VANLEER, Cullen | * | 1-6 | 1-5 | 0-0 | 0 | 0 | 0 | 1 | 3 | 3 | 2 | 2 | 1 | 28 |
| 03 | HUGHES, Frankie | | 1-3 | 1-3 | 0-1 | 0 | 2 | 2 | 0 | 3 | 1 | 0 | 0 | 1 | 12 |
| 14 | NIKKO, Reed | | 1-3 | 0-0 | 0-0 | 1 | 0 | 1 | 1 | 2 | 0 | 0 | 0 | 0 | 11 |
| 15 | GEIST, Jordan | | 2-3 | 0-0 | 1-2 | 0 | 1 | 1 | 0 | 5 | 1 | 1 | 0 | 0 | 11 |
| 21 | BARNETT, Jordan | | 9-13 | 4-8 | 1-2 | 3 | 4 | 7 | 0 | 23 | 2 | 1 | 2 | 2 | 31 |
| 32 | WOLF, Adam | | 0-0 | 0-0 | 0-0 | 0 | 0 | 0 | 0 | 0 | 0 | 0 | 0 | 0 | 1 |
| | Team | | | | | 1 | 0 | 1 | | | | | | | |
| | Totals | | 29-62 | 8-22 | 7-10 | 7 | 21 | 28 | 15 | 73 | 20 | 9 | 3 | 8 | 200 |

FG % 1st Half: 12-29 41.4% 2nd half: 17-33 51.5% Game: 29-62 46.8%
3FG % 1st Half: 3-11 27.3% 2nd half: 5-11 45.5% Game: 8-22 36.4%
FT % 1st Half: 5-7 71.4% 2nd half: 2-3 66.7% Game: 7-10 70.0%
Deadball Rebounds 0,2

**Texas A&M 76 • 13-10; 5-6 SEC**

| ## | Player | | Total FG-FGA | 3-Ptr FG-FGA | FT-FTA | Rebounds Off | Def | Tot | PF | TP | A | TO | Blk | Stl | Min |
|---|---|---|---|---|---|---|---|---|---|---|---|---|---|---|---|
| 03 | Admon Gilder | * | 7-13 | 6-10 | 2-4 | 0 | 3 | 3 | 2 | 22 | 3 | 4 | 1 | 3 | 40 |
| 05 | JC Hampton | * | 1-6 | 0-4 | 0-1 | 0 | 1 | 1 | 2 | 2 | 5 | 0 | 0 | 1 | 32 |
| 10 | Tonny Trocha-Morelos | * | 7-12 | 1-2 | 1-1 | 0 | 3 | 3 | 4 | 16 | 1 | 2 | 3 | 0 | 23 |
| 34 | Tyler Davis | * | 3-4 | 0-0 | 4-4 | 1 | 3 | 4 | 3 | 10 | 3 | 3 | 0 | 0 | 25 |
| 44 | Robert Williams | * | 8-13 | 0-0 | 2-4 | 6 | 10 | 16 | 0 | 18 | 3 | 2 | 3 | 1 | 31 |
| 01 | DJ Hogg | | 3-9 | 2-6 | 0-0 | 0 | 4 | 4 | 3 | 8 | 6 | 3 | 1 | 0 | 29 |
| 12 | Chris Collins | | 0-1 | 0-1 | 0-0 | 0 | 0 | 0 | 2 | 0 | 1 | 0 | 0 | 0 | 12 |
| 42 | Tavario Miller | | 0-1 | 0-0 | 0-0 | 0 | 2 | 2 | 0 | 0 | 0 | 0 | 0 | 0 | 8 |
| | Team | | | | | 4 | 3 | 7 | | | | | | | |
| | Totals | | 29-59 | 9-23 | 9-14 | 11 | 29 | 40 | 16 | 76 | 22 | 14 | 8 | 5 | 200 |

FG % 1st Half: 15-33 45.5% 2nd half: 14-26 53.8% Game: 29-59 49.2%
3FG % 1st Half: 4-12 33.3% 2nd half: 5-11 45.5% Game: 9-23 39.1%
FT % 1st Half: 4-6 66.7% 2nd half: 5-8 62.5% Game: 9-14 64.3%
Deadball Rebounds 1

Officials: Doug Shows, Lee Cassell, Jerry Heater
Technical fouls: Mizzou-None. Texas A&M-None.
Attendance: 8632

| Score by periods | 1st | 2nd | Total |
|---|---|---|---|
| Mizzou | 32 | 41 | **73** |
| Texas A&M | 38 | 38 | **76** |

◥ In just his 14th game as a Tiger, junior forward Jordan Barnett led the team in scoring for the sixth time, scoring a career-high 23 points (9-of-13 FG, 4-of-8 3PT, 1-of-2 FT) to record his ninth game in double figures this season.

◥ With four triples, Barnett set his career-high for three-pointers made in the game. Barnett previously made three three-pointers against Lipscomb as a member of the Texas Longhorns on Dec. 16, 2014.

◥ With 12 points, sophomore guard K.J. Walton scored in double figures for the 15th time this season and 31st time in his career. Walton has now scored in double figures in four consecutive games.

**Mizzou Game Highs**

| | | |
|---|---|---|
| POINTS | 99 | ALABAMA A&M (11-13-16) |
| | 84 | NORTHWESTERN STATE (11-26-16) |
| | 83 | ARKANSAS (2-4-17) |
| | 82 | vs Xavier (11/17/16) |
| | 81 | MIAMI (OHIO) (12-6-16) |
| FIELD GOALS MADE | 35 | ALABAMA A&M (11-13-16) |
| | 32 | NORTHWESTERN STATE (11-26-16) |
| FIELD GOAL ATTEMPTS | 72 | at Georgia (01/07/17) |
| | 68 | AUBURN (1-10-17) |
| | 68 | NC CENTRAL (11-28-16) |
| FIELD GOAL PERCENTAGE | .625 (35-56) | ALABAMA A&M (11-13-16) |
| | .516 (32-62) | NORTHWESTERN STATE (11-26-16) |
| 3 PT FIELD GOALS MADE | 11 | OLE MISS (1-21-17) |
| | 9 | at Arkansas (01/14/17) |
| | 9 | MIAMI (OHIO) (12-6-16) |
| 3 PT FG ATTEMPTS | 36 | at Georgia (01/07/17) |
| | 29 | MIAMI (OHIO) (12-6-16) |
| 3 PT FG PERCENTAGE | .500 (8-16) | ALABAMA A&M (11-13-16) |
| | .500 (7-14) | at Alabama (1/18/17) |
| FREE THROWS MADE | 28 | LIPSCOMB (12-29-16) |
| | 23 | ARKANSAS (2-4-17) |
| | 23 | AUBURN (1-10-17) |
| FREE THROW ATTEMPTS | 41 | LIPSCOMB (12-29-16) |
| | 33 | AUBURN (1-10-17) |
| | 33 | ALABAMA A&M (11-13-16) |
| FREE THROW PERCENTAGE | .813 (13-16) | vs Tulane (11/20/16) |
| | .793 (23-29) | ARKANSAS (2-4-17) |
| REBOUNDS | 51 | AUBURN (1-10-17) |
| | 50 | MIAMI (OHIO) (12-6-16) |
| ASSISTS | 20 | at Texas A&M (02/08/17) |
| | 19 | NORTHWESTERN STATE (11-26-16) |
| STEALS | 10 | at Georgia (01/07/17) |
| | 10 | WESTERN KENTUCKY (12-3-16) |
| | 10 | vs Tulane (11/20/16) |
| BLOCKED SHOTS | 5 | LSU (1-4-17) |
| | 5 | LIPSCOMB (12-29-16) |
| TURNOVERS | 19 | at Alabama (1/18/17) |
| | 18 | vs Tulane (11/20/16) |
| FOULS | 28 | at Georgia (01/07/17) |
| | 28 | vs Xavier (11/17/16) |

**Mizzou Team Game Lows**

| | | |
|---|---|---|
| POINTS | 52 | NC CENTRAL (11-28-16) |
| | 53 | SOUTH CAROLINA (1-28-17) |
| | 54 | at Florida (2/2/17) |
| | 55 | vs Davidson (11/18/16) |
| | 56 | at Alabama (1/18/17) |
| FIELD GOALS MADE | 17 | NC CENTRAL (11-28-16) |
| | 17 | at Alabama (1/18/17) |
| FIELD GOAL ATTEMPTS | 42 | at Alabama (1/18/17) |
| | 53 | ARKANSAS (2-4-17) |
| FIELD GOAL PERCENTAGE | .250 (17-68) | NC CENTRAL (11-28-16) |
| | .302 (19-63) | at Florida (2/2/17) |
| 3 PT FIELD GOALS MADE | 1 | SOUTH CAROLINA (1-28-17) |
| | 3 | vs Davidson (11/18/16) |
| | 3 | EASTERN ILLINOIS (12-17-16) |
| 3 PT FG ATTEMPTS | 14 | at Alabama (1/18/17) |
| | 16 | ALABAMA A&M (11-13-16) |
| | 16 | vs Davidson (11/18/16) |
| 3 PT FG PERCENTAGE | .059 (1-17) | SOUTH CAROLINA (1-28-17) |
| | .167 (3-18) | EASTERN ILLINOIS (12-17-16) |
| | .167 (6-36) | at Georgia (01/07/17) |
| FREE THROWS MADE | 6 | OLE MISS (1-21-17) |
| | 7 | at Texas A&M (02/08/17) |
| FREE THROW ATTEMPTS | 10 | at Texas A&M (02/08/17) |
| | 12 | vs Davidson (11/18/16) |
| FREE THROW PERCENTAGE | .353 (6-17) | OLE MISS (1-21-17) |
| | .533 (8-15) | at Florida (2/2/17) |
| REBOUNDS | 26 | ARKANSAS (2-4-17) |
| | 28 | ARIZONA (12-10-16) |
| | 28 | at Texas A&M (02/08/17) |
| ASSISTS | 7 | at Florida (2/2/17) |
| | 8 | NC CENTRAL (11-28-16) |
| | 8 | SOUTH CAROLINA (1-28-17) |
| STEALS | 1 | at Mississippi State (01-25-17) |
| | 2 | OLE MISS (1-21-17) |
| | 2 | SOUTH CAROLINA (1-28-17) |
| BLOCKED SHOTS | 0 | OLE MISS (1-21-17) |
| | 0 | at Mississippi State (01-25-17) |
| | 0 | SOUTH CAROLINA (1-28-17) |
| | 0 | at Florida (2/2/17) |
| TURNOVERS | 6 | NC CENTRAL (11-28-16) |
| | 6 | MIAMI (OHIO) (12-6-16) |
| FOULS | 11 | ARIZONA (12-10-16) |
| | 14 | ALABAMA A&M (11-13-16) |
| | 14 | LSU (1-4-17) |

**Opponent Game Highs**

| | | |
|---|---|---|
| POINTS | 93 | at Florida (2/2/17) |
| | 92 | at Arkansas (01/14/17) |
| | 89 | at Mississippi State (01-25-17) |
| | 88 | LSU (1-4-17) |
| | 83 | vs Xavier (11/17/16) |
| FIELD GOALS MADE | 35 | LSU (1-4-17) |
| | 33 | at Arkansas (01/14/17) |
| FIELD GOAL ATTEMPTS | 73 | LSU (1-4-17) |
| | 70 | vs Xavier (11/17/16) |
| FIELD GOAL PERCENTAGE | .571 (32-56) | at Mississippi State (01-25-17) |
| | .559 (33-59) | at Arkansas (01/14/17) |
| 3 PT FIELD GOALS MADE | 13 | ARIZONA (12-10-16) |
| | 12 | at Mississippi State (01-25-17) |
| 3 PT FG ATTEMPTS | 31 | MIAMI (OHIO) (12-6-16) |
| | 30 | vs Davidson (11/18/16) |
| 3 PT FG PERCENTAGE | .542 (13-24) | ARIZONA (12-10-16) |
| | .522 (12-23) | at Mississippi State (01-25-17) |
| FREE THROWS MADE | 27 | at Georgia (01/07/17) |
| | 25 | vs Xavier (11/17/16) |
| FREE THROW ATTEMPTS | 40 | at Georgia (01/07/17) |
| | 38 | vs Xavier (11/17/16) |
| FREE THROW PERCENTAGE | .882 (15-17) | EASTERN ILLINOIS (12-17-16) |
| | .815 (22-27) | at Florida (2/2/17) |
| REBOUNDS | 56 | at Florida (2/2/17) |
| | 52 | vs Xavier (11/17/16) |
| ASSISTS | 22 | at Texas A&M (02/08/17) |
| | 18 | at Arkansas (01/14/17) |
| STEALS | 9 | LSU (1-4-17) |
| | 9 | EASTERN ILLINOIS (12-17-16) |
| BLOCKED SHOTS | 12 | AUBURN (1-10-17) |
| | 9 | vs Xavier (11/17/16) |
| TURNOVERS | 20 | at Georgia (01/07/17) |
| | 18 | NORTHWESTERN STATE (11-26-16) |
| FOULS | 30 | LIPSCOMB (12-29-16) |
| | 29 | AUBURN (1-10-17) |

**Opponent Team Game Lows**

| | | |
|---|---|---|
| POINTS | 44 | ALABAMA A&M (11-13-16) |
| | 55 | MIAMI (OHIO) (12-6-16) |
| | 56 | WESTERN KENTUCKY (12-3-16) |
| | 60 | NORTHWESTERN STATE (11-26-16) |
| | 62 | vs Tulane (11/20/16) |
| | 62 | NC CENTRAL (11-28-16) |
| FIELD GOALS MADE | 16 | ALABAMA A&M (11-13-16) |
| | 18 | MIAMI (OHIO) (12-6-16) |
| FIELD GOAL ATTEMPTS | 46 | at Georgia (01/07/17) |
| | 49 | vs Illinois (12-21-16) |
| FIELD GOAL PERCENTAGE | .267 (16-60) | ALABAMA A&M (11-13-16) |
| | .305 (18-59) | MIAMI (OHIO) (12-6-16) |
| 3 PT FIELD GOALS MADE | 1 | ALABAMA A&M (11-13-16) |
| | 2 | vs Xavier (11/17/16) |
| | 2 | at Georgia (01/07/17) |
| 3 PT FG ATTEMPTS | 13 | ALABAMA A&M (11-13-16) |
| | 13 | at Georgia (01/07/17) |
| 3 PT FG PERCENTAGE | .077 (1-13) | ALABAMA A&M (11-13-16) |
| | .091 (2-22) | vs Xavier (11/17/16) |
| FREE THROWS MADE | 7 | NORTHWESTERN STATE (11-26-16) |
| | 8 | ARIZONA (12-10-16) |
| FREE THROW ATTEMPTS | 10 | ARIZONA (12-10-16) |
| | 14 | NORTHWESTERN STATE (11-26-16) |
| | 14 | at Texas A&M (02/08/17) |
| FREE THROW PERCENTAGE | .464 (13-28) | at Alabama (1/18/17) |
| | .500 (7-14) | NORTHWESTERN STATE (11-26-16) |
| REBOUNDS | 29 | ALABAMA A&M (11-13-16) |
| | 30 | WESTERN KENTUCKY (12-3-16) |
| | 30 | at Mississippi State (01-25-17) |
| ASSISTS | 4 | ALABAMA A&M (11-13-16) |
| | 8 | MIAMI (OHIO) (12-6-16) |
| STEALS | 1 | NC CENTRAL (11-28-16) |
| | 3 | MIAMI (OHIO) (12-6-16) |
| | 3 | vs Illinois (12-21-16) |
| BLOCKED SHOTS | 1 | ALABAMA A&M (11-13-16) |
| | 1 | ARKANSAS (2-4-17) |
| TURNOVERS | 7 | at Mississippi State (01-25-17) |
| | 10 | LIPSCOMB (12-29-16) |
| | 10 | LSU (1-4-17) |
| FOULS | 13 | at Florida (2/2/17) |
| | 16 | OLE MISS (1-21-17) |
| | 16 | at Texas A&M (02/08/17) |

**NCAA APPEARANCES: '44, '76, '78, '80, '81, '82, '83, '86, '87, '88, '89, '90, '92, '93, '95, '99, '00, '01, '02, '03, '09, '10, '11, '12, '13**

**Mizzou Individual Game Highs**

| | | |
|---|---|---|
| Points | 26 | PURYEAR, Kevin vs Ole Miss (1-21-17) |
| | 24 | HUGHES, Frankie vs Xavier (11/17/16) |
| | 23 | BARNETT, Jordan at Texas A&M (02/08/17) |
| | 23 | HUGHES, Frankie vs Alabama A&M (11-13-16) |
| | 22 | PURYEAR, Kevin vs Xavier (11/17/16) |
| Field Goals Made | 11 | PURYEAR, Kevin vs Ole Miss (1-21-17) |
| | 9 | BARNETT, Jordan at Texas A&M (02/08/17) |
| | 9 | HUGHES, Frankie vs Alabama A&M (11-13-16) |
| Field Goal Att. | 20 | HUGHES, Frankie vs Xavier (11/17/16) |
| | 18 | BARNETT, Jordan vs Auburn (1-10-17) |
| FG Pct (min 5 made) | .833 (5-6) | JACKSON, Willie vs Northwestern State (11-26-16) |
| | .833 (5-6) | NIKKO, Reed vs Davidson (11/18/16) |
| | .833 (5-6) | JACKSON, Willie vs Alabama A&M (11-13-16) |
| 3-Point FG Made | 5 | PHILLIPS, Terrence at Georgia (01/07/17) |
| | 5 | PHILLIPS, Terrence vs NC Central (11-28-16) |
| | 5 | HUGHES, Frankie vs Xavier (11/17/16) |
| 3-Point FG Att. | 13 | HUGHES, Frankie vs Xavier (11/17/16) |
| | 12 | PHILLIPS, Terrence at Georgia (01/07/17) |
| 3-Pt FG Pct (min 2 made) | 1.000 (4-4) | PURYEAR, Kevin vs Ole Miss (1-21-17) |
| | .750 (3-4) | VANLEER, Cullen at Mississippi State (01-25-17) |
| Free Throws Made | 11 | PURYEAR, Kevin vs Xavier (11/17/16) |
| | 8 | GEIST, Jordan vs Lipscomb (12-29-16) |
| | 8 | WALTON, K.J. vs Tulane (11/20/16) |
| Free Throw Att. | 12 | PURYEAR, Kevin vs Xavier (11/17/16) |
| | 11 | GEIST, Jordan at Arkansas (01/14/17) |
| FT Pct (min 3 made) | 1.000 (7-7) | WOODS, Russell at Alabama (1/18/17) |
| | 1.000 (7-7) | WALTON, K.J. vs Northwestern State (11-26-16) |
| | 1.000 (6-6) | WOODS, Russell vs Arkansas (2-4-17) |
| | 1.000 (6-6) | BARNETT, Jordan vs Auburn (1-10-17) |
| | 1.000 (6-6) | PHILLIPS, Terrence vs Xavier (11/17/16) |
| | 1.000 (5-5) | WALTON, K.J. vs Lipscomb (12-29-16) |
| | 1.000 (4-4) | PHILLIPS, Terrence at Arkansas (01/14/17) |
| | 1.000 (4-4) | GEIST, Jordan vs Illinois (12-21-16) |
| | 1.000 (4-4) | PHILLIPS, Terrence vs Miami (Ohio) (12-6-16) |
| Rebounds | 13 | WALTON, K.J. vs Auburn (1-10-17) |
| | 13 | BARNETT, Jordan vs Lipscomb (12-29-16) |
| Assists | 10 | PHILLIPS, Terrence vs Ole Miss (1-21-17) |
| | 8 | PHILLIPS, Terrence vs LSU (1-4-17) |
| | 8 | PHILLIPS, Terrence vs Northwestern State (11-26-16) |
| Steals | 5 | PHILLIPS, Terrence vs Miami (Ohio) (12-6-16) |
| | 4 | PHILLIPS, Terrence at Alabama (1/18/17) |
| | 4 | BARNETT, Jordan at Arkansas (01/14/17) |
| | 4 | WALTON, K.J. vs Northwestern State (11-26-16) |
| Blocked Shots | 4 | JACKSON, Willie vs NC Central (11-28-16) |
| | 3 | PHILLIPS, Terrence vs Auburn (1-10-17) |
| Turnovers | 6 | WALTON, K.J. at Georgia (01/07/17) |
| | 5 | PURYEAR, Kevin at Florida (2/2/17) |
| | 5 | PHILLIPS, Terrence vs Ole Miss (1-21-17) |
| | 5 | PHILLIPS, Terrence vs Auburn (1-10-17) |
| | 5 | PHILLIPS, Terrence vs Western Kentucky (12-3-16) |
| Fouls | 5 | PHILLIPS, Terrence vs South Carolina (1-28-17) |
| | 5 | PHILLIPS, Terrence at Mississippi State (01-25-17) |
| | 5 | WOODS, Russell at Mississippi State (01-25-17) |
| | 5 | PHILLIPS, Terrence vs Ole Miss (1-21-17) |
| | 5 | PHILLIPS, Terrence at Alabama (1/18/17) |
| | 5 | BARNETT, Jordan at Arkansas (01/14/17) |
| | 5 | PURYEAR, Kevin vs LSU (1-4-17) |
| | 5 | PHILLIPS, Terrence vs Lipscomb (12-29-16) |
| | 5 | VANLEER, Cullen vs Illinois (12-21-16) |
| | 5 | PHILLIPS, Terrence vs NC Central (11-28-16) |
| | 5 | PHILLIPS, Terrence vs Xavier (11/17/16) |
| | 5 | WOODS, Russell vs Xavier (11/17/16) |
| Minutes | 41 | HUGHES, Frankie vs Xavier (11/17/16) |
| | 40 | PURYEAR, Kevin vs Xavier (11/17/16) |
| | 40 | PHILLIPS, Terrence vs Xavier (11/17/16) |
| | 37 | WOODS, Russell vs South Carolina (1-28-17) |
| | 37 | PURYEAR, Kevin at Mississippi State (01-25-17) |
| | 37 | VANLEER, Cullen vs Arizona (12-10-16) |
| | 37 | VANLEER, Cullen vs Xavier (11/17/16) |

**Opponent Individual Game Highs**

| | | |
|---|---|---|
| Points | 29 | Q Weatherspoon at Mississippi State (01-25-17) |
| | 25 | GIBBS, Jack vs Davidson (11/18/16) |
| | 24 | BLAKENEY, Antonio vs LSU (1-4-17) |
| | 23 | BARFORD,JAYLEN vs Arkansas (2-4-17) |
| | 23 | Lamar Peters at Mississippi State (01-25-17) |
| Field Goals Made | 11 | Q Weatherspoon at Mississippi State (01-25-17) |
| | 10 | BLAKENEY, Antonio vs LSU (1-4-17) |
| Field Goal Att. | 20 | BLAKENEY, Antonio vs LSU (1-4-17) |
| | 19 | SUMNER, Edmond vs Xavier (11/17/16) |
| FG Pct (min 5 made) | 1.000 (6-6) | RIVAS, Pablo vs NC Central (11-28-16) |
| | 1.000 (5-5) | Spencer, Horace vs Auburn (1-10-17) |
| 3-Point FG Made | 7 | Lamar Peters at Mississippi State (01-25-17) |
| | 6 | Admon Gilder at Texas A&M (02/08/17) |
| 3-Point FG Att. | 11 | Lamar Peters at Mississippi State (01-25-17) |
| | 10 | Admon Gilder at Texas A&M (02/08/17) |
| | 10 | MORAN,Nathan vs Lipscomb (12-29-16) |
| 3-Pt FG Pct (min 2 made) | 1.000 (2-2) | Tyree,Breein vs Ole Miss (1-21-17) |
| | 1.000 (2-2) | JONES,CJ at Arkansas (01/14/17) |
| Free Throws Made | 9 | Maten, Yante at Georgia (01/07/17) |
| | 9 | COLE, Patrick vs NC Central (11-28-16) |
| Free Throw Att. | 14 | Maten, Yante at Georgia (01/07/17) |
| | 11 | SUMNER, Edmond vs Xavier (11/17/16) |
| FT Pct (min 3 made) | 1.000 (7-7) | THORNWELL, Sindarius vs South Carolina (1-28-17) |
| | 1.000 (6-6) | Ristic, Dusan vs Arizona (12-10-16) |
| | 1.000 (6-6) | MACURA, J.P. vs Xavier (11/17/16) |
| | 1.000 (5-5) | Barry, Canyon at Florida (2/2/17) |
| | 1.000 (4-4) | Tyler Davis at Texas A&M (02/08/17) |
| | 1.000 (4-4) | HANNAHS,DUSTY vs Arkansas (2-4-17) |
| | 1.000 (4-4) | Johnson Jr, Avery at Alabama (1/18/17) |
| | 1.000 (4-4) | BEARD,ANTON at Arkansas (01/14/17) |
| | 1.000 (4-4) | HANNAHS,DUSTY at Arkansas (01/14/17) |
| | 1.000 (4-4) | Johnson, Ronnie vs Auburn (1-10-17) |
| | 1.000 (4-4) | WILLIAMS,Josh vs Lipscomb (12-29-16) |
| | 1.000 (4-4) | McREYNOLDS,Demetrius vs Eastern Illinois (12-17-16) |
| | 1.000 (4-4) | MORGAN, Malik vs Tulane (11/20/16) |
| | 1.000 (4-4) | SMITH, Ryan vs Tulane (11/20/16) |
| | 1.000 (3-3) | Furmanavicius,Justas vs Ole Miss (1-21-17) |
| Rebounds | 16 | Robert Williams at Texas A&M (02/08/17) |
| | 12 | Chiozza, Chris at Florida (2/2/17) |
| | 12 | COLE, Patrick vs NC Central (11-28-16) |
| Assists | 10 | Chiozza, Chris at Florida (2/2/17) |
| | 8 | IJ Ready at Mississippi State (01-25-17) |
| Steals | 5 | Frazier, J.J. at Georgia (01/07/17) |
| | 3 | Admon Gilder at Texas A&M (02/08/17) |
| | 3 | Collins, Corban at Alabama (1/18/17) |
| | 3 | PATTERSON, Jalyn vs LSU (1-4-17) |
| | 3 | MORAN,Nathan vs Lipscomb (12-29-16) |
| | 3 | GOODWIN, Montell vs Eastern Illinois (12-17-16) |
| | 3 | CROSSLAND, Ray vs Eastern Illinois (12-17-16) |
| | 3 | Allen, Kadeem vs Arizona (12-10-16) |
| | 3 | GUDMUNDSSON, Jon Ax. vs Davidson (11/18/16) |
| | 3 | SUMNER, Edmond vs Xavier (11/17/16) |
| Blocked Shots | 4 | Aric Holman at Mississippi State (01-25-17) |
| | 4 | Wiley, Austin vs Auburn (1-10-17) |
| | 4 | RANSOM, Will vs NC Central (11-28-16) |
| | 4 | GASTON, RaShid vs Xavier (11/17/16) |
| Turnovers | 7 | GRAF, Dajuan vs NC Central (11-28-16) |
| | 5 | BARFORD,JAYLEN vs Arkansas (2-4-17) |
| | 5 | Maten, Yante at Georgia (01/07/17) |
| | 5 | Lane, Ishmael vs Northwestern State (11-26-16) |
| | 5 | MAGARITY, Will vs Davidson (11/18/16) |
| Fouls | 5 | BEARD,ANTON vs Arkansas (2-4-17) |
| | 5 | MACON,DARYL vs Arkansas (2-4-17) |
| | 5 | Hall, Donta at Alabama (1/18/17) |
| | 5 | BEARD,ANTON at Arkansas (01/14/17) |
| | 5 | REATH, Duop vs LSU (1-4-17) |
| | 5 | COOPER,Kenny vs Lipscomb (12-29-16) |
| | 5 | MATHEWS,Garrison vs Lipscomb (12-29-16) |
| | 5 | PEPPER,Eli vs Lipscomb (12-29-16) |
| | 5 | Abrams, Tracy vs Illinois (12-21-16) |
| | 5 | Markkanen, Lauri vs Arizona (12-10-16) |
| | 5 | WEATHERS, Michael vs Miami (Ohio) (12-6-16) |
| | 5 | McLANE, Logan vs Miami (Ohio) (12-6-16) |
| | 5 | LOMOMBA, Junior vs Western Kentucky (12-3-16) |
| | 5 | MAGARITY, Will vs Davidson (11/18/16) |
| | 5 | JONES, Tyrique vs Xavier (11/17/16) |
| | 5 | GASTON, RaShid vs Xavier (11/17/16) |

# 2016-17 Mizzou Basketball
## Mizzou Combined Team Statistics (as of Feb 08, 2017)
## All games

| RECORD: | OVERALL | HOME | AWAY | NEUTRAL |
|---|---|---|---|---|
| ALL GAMES | 6-17 | 5-8 | 0-6 | 1-3 |
| CONFERENCE | 1-10 | 1-4 | 0-6 | 0-0 |
| NON-CONFERENCE | 5-7 | 4-4 | 0-0 | 1-3 |

| | | | | | Total | | 3-Point | | F-Throw | | Rebounds | | | | | | | | | | | |
|---|---|---|---|---|---|---|---|---|---|---|---|---|---|---|---|---|---|---|---|---|---|---|
| ## | Player | gp-gs | min | avg | fg-fga | fg% | 3fg-fga | 3fg% | ft-fta | ft% | off | def | tot | avg | pf | dq | a | to | blk | stl | pts | avg |
| 21 | BARNETT, Jordan | 14-10 | 383 | 27.4 | 65-147 | .442 | 21-73 | .288 | 22-29 | .759 | 28 | 57 | 85 | 6.1 | 27 | 1 | 11 | 21 | 7 | 10 | 173 | 12.4 |
| 24 | PURYEAR, Kevin | 23-23 | 657 | 28.6 | 96-220 | .436 | 10-36 | .278 | 62-83 | .747 | 42 | 104 | 146 | 6.3 | 52 | 1 | 21 | 45 | 5 | 7 | 264 | 11.5 |
| 01 | PHILLIPS, Terrence | 23-14 | 638 | 27.7 | 67-194 | .345 | 35-100 | .350 | 53-72 | .736 | 4 | 90 | 94 | 4.1 | 84 | 7 | 110 | 56 | 3 | 33 | 222 | 9.7 |
| 25 | WOODS, Russell | 23-23 | 537 | 23.3 | 61-115 | .530 | 0-0 | .000 | 57-97 | .588 | 56 | 58 | 114 | 5.0 | 71 | 2 | 12 | 27 | 4 | 10 | 179 | 7.8 |
| 03 | HUGHES, Frankie | 21-11 | 413 | 19.7 | 56-195 | .287 | 29-118 | .246 | 21-38 | .553 | 11 | 43 | 54 | 2.6 | 30 | 0 | 24 | 28 | 1 | 15 | 162 | 7.7 |
| 11 | WALTON, K.J. | 23-11 | 437 | 19.0 | 56-133 | .421 | 3-17 | .176 | 58-89 | .652 | 31 | 46 | 77 | 3.3 | 37 | 0 | 23 | 28 | 0 | 27 | 173 | 7.5 |
| 15 | GEIST, Jordan | 23-10 | 477 | 20.7 | 45-131 | .344 | 13-52 | .250 | 53-71 | .746 | 5 | 63 | 68 | 3.0 | 32 | 0 | 38 | 26 | 0 | 17 | 156 | 6.8 |
| 02 | JACKSON, Willie | 11-0 | 186 | 16.9 | 29-53 | .547 | 0-1 | .000 | 7-10 | .700 | 16 | 35 | 51 | 4.6 | 18 | 0 | 4 | 13 | 6 | 3 | 65 | 5.9 |
| 33 | VANLEER, Cullen | 23-13 | 583 | 25.3 | 42-121 | .347 | 32-98 | .327 | 11-14 | .786 | 3 | 38 | 41 | 1.8 | 53 | 1 | 32 | 20 | 7 | 14 | 127 | 5.5 |
| 14 | NIKKO, Reed | 19-0 | 200 | 10.5 | 21-45 | .467 | 0-0 | .000 | 8-17 | .471 | 17 | 21 | 38 | 2.0 | 32 | 0 | 7 | 8 | 11 | 5 | 50 | 2.6 |
| 05 | SMITH, Mitchell | 11-0 | 83 | 7.5 | 10-17 | .588 | 0-0 | .000 | 6-14 | .429 | 3 | 16 | 19 | 1.7 | 16 | 0 | 2 | 7 | 4 | 3 | 26 | 2.4 |
| 32 | WOLF, Adam | 6-0 | 17 | 2.8 | 0-2 | .000 | 0-1 | .000 | 0-0 | .000 | 1 | 0 | 1 | 0.2 | 2 | 0 | 0 | 0 | 0 | 1 | 0 | 0.0 |
| 10 | RAU, Brett | 4-0 | 6 | 1.5 | 0-1 | .000 | 0-0 | .000 | 0-0 | .000 | 2 | 0 | 2 | 0.5 | 0 | 0 | 0 | 1 | 0 | 1 | 0 | 0.0 |
| 13 | GLASSMAN, Trevor | 4-0 | 8 | 2.0 | 0-2 | .000 | 0-2 | .000 | 0-0 | .000 | 0 | 2 | 2 | 0.5 | 1 | 0 | 1 | 2 | 0 | 1 | 0 | 0.0 |
| | Team | | | | | | | | | | 44 | 36 | 80 | | 1 | | | 8 | | | | |
| | Total..... | 23 | 4625 | | 548-1376 | .398 | 143-498 | .287 | 358-534 | .670 | 263 | 609 | 872 | 37.9 | 456 | 12 | 285 | 290 | 48 | 147 | 1597 | 69.4 |
| | Opponents..... | 23 | 4625 | | 569-1343 | .424 | 175-518 | .338 | 351-522 | .672 | 254 | 658 | 912 | 39.7 | 490 | - | 291 | 318 | 110 | 126 | 1664 | 72.3 |

| TEAM STATISTICS | MU-M | OPP |
|---|---|---|
| SCORING | 1597 | 1664 |
| Points per game | 69.4 | 72.3 |
| Scoring margin | -2.9 | - |
| FIELD GOALS-ATT | 548-1376 | 569-1343 |
| Field goal pct | .398 | .424 |
| 3 POINT FG-ATT | 143-498 | 175-518 |
| 3-point FG pct | .287 | .338 |
| 3-pt FG made per game | 6.2 | 7.6 |
| FREE THROWS-ATT | 358-534 | 351-522 |
| Free throw pct | .670 | .672 |
| F-Throws made per game | 15.6 | 15.3 |
| REBOUNDS | 872 | 912 |
| Rebounds per game | 37.9 | 39.7 |
| Rebounding margin | -1.7 | - |
| ASSISTS | 285 | 291 |
| Assists per game | 12.4 | 12.7 |
| TURNOVERS | 290 | 318 |
| Turnovers per game | 12.6 | 13.8 |
| Turnover margin | +1.2 | - |
| Assist/turnover ratio | 1.0 | 0.9 |
| STEALS | 147 | 126 |
| Steals per game | 6.4 | 5.5 |
| BLOCKS | 48 | 110 |
| Blocks per game | 2.1 | 4.8 |
| ATTENDANCE | 127702 | 76094 |
| Home games-Avg/Game | 13-9823 | 6-10049 |
| Neutral site-Avg/Game | - | 4-3950 |

| Score by Periods | 1st | 2nd | OT | Totals |
|---|---|---|---|---|
| Mizzou | 736 | 850 | 11 | 1597 |
| Opponents | 771 | 881 | 12 | 1664 |

| | Date | Opponent | | Score | Att. |
|---|---|---|---|---|---|
| | 11-13-16 | ALABAMA A&M | W | 99-44 | 9139 |
| | 11/17/16 | vs Xavier | Lot | 82-83 | 1991 |
| | 11/18/16 | vs Davidson | L | 55-70 | 1002 |
| | 11/20/16 | vs Tulane | W | 67-62 | 400 |
| | 11-26-16 | NORTHWESTERN STATE | W | 84-60 | 9799 |
| | 11-28-16 | NC CENTRAL | L | 52-62 | 9091 |
| | 12-3-16 | WESTERN KENTUCKY | W | 59-56 | 9580 |
| | 12-6-16 | MIAMI (OHIO) | W | 81-55 | 9109 |
| | 12-10-16 | ARIZONA | L | 60-79 | 10151 |
| | 12-17-16 | EASTERN ILLINOIS | L | 64-67 | 9618 |
| | 12-21-16 | vs Illinois | L | 66-75 | 12409 |
| | 12-29-16 | LIPSCOMB | L | 76-81 | 10121 |
| * | 1-4-17 | LSU | L | 77-88 | 9404 |
| * | 01/07/17 | at Georgia | L | 66-71 | 8635 |
| * | 1-10-17 | AUBURN | L | 72-77 | 9688 |
| * | 01/14/17 | at Arkansas | L | 73-92 | 15424 |
| * | 1/18/17 | at Alabama | L | 56-68 | 10347 |
| * | 1-21-17 | OLE MISS | L | 71-75 | 10378 |
| * | 01-25-17 | at Mississippi State | L | 74-89 | 7101 |
| * | 1-28-17 | SOUTH CAROLINA | L | 53-63 | 10190 |
| * | 2/2/17 | at Florida | L | 54-93 | 10153 |
| * | 2-4-17 | ARKANSAS | W | 83-78 | 11434 |
| * | 02/08/17 | at Texas A&M | L | 73-76 | 8632 |

* - Conference game

**NCAA APPEARANCES: '44, '76, '78, '80, '81, '82, '83, '86, '87, '88, '89, '90, '92, '93, '95, '99, '00, '01, '02, '03, '09, '10, '11, '12, '13**

# 2016-17 Mizzou Basketball
## Mizzou Combined Team Statistics (as of Feb 08, 2017)
## Conference games

| RECORD: | OVERALL | HOME | AWAY | NEUTRAL |
|---|---|---|---|---|
| ALL GAMES | 1-10 | 1-4 | 0-6 | 0-0 |
| CONFERENCE | 1-10 | 1-4 | 0-6 | 0-0 |
| NON-CONFERENCE | 0-0 | 0-0 | 0-0 | 0-0 |

| | | | | | Total | | 3-Point | | F-Throw | | Rebounds | | | | | | | | | | | |
|---|---|---|---|---|---|---|---|---|---|---|---|---|---|---|---|---|---|---|---|---|---|---|
| ## | Player | gp-gs | min | avg | fg-fga | fg% | 3fg-fga | 3fg% | ft-fta | ft% | off | def | tot | avg | pf | dq | a | to | blk | stl | pts | avg |
| 21 | BARNETT, Jordan | 11-9 | 311 | 28.3 | 58-124 | .468 | 18-59 | .305 | 17-21 | .810 | 23 | 42 | 65 | 5.9 | 25 | 1 | 9 | 18 | 6 | 9 | 151 | 13.7 |
| 01 | PHILLIPS, Terrence | 11-2 | 322 | 29.3 | 39-105 | .371 | 22-60 | .367 | 27-38 | .711 | 3 | 40 | 43 | 3.9 | 45 | 4 | 60 | 30 | 3 | 19 | 127 | 11.5 |
| 24 | PURYEAR, Kevin | 11-11 | 346 | 31.5 | 42-98 | .429 | 7-20 | .350 | 23-29 | .793 | 22 | 45 | 67 | 6.1 | 32 | 1 | 9 | 23 | 1 | 2 | 114 | 10.4 |
| 11 | WALTON, K.J. | 11-11 | 262 | 23.8 | 29-74 | .392 | 3-12 | .250 | 30-48 | .625 | 13 | 31 | 44 | 4.0 | 21 | 0 | 13 | 18 | 0 | 12 | 91 | 8.3 |
| 25 | WOODS, Russell | 11-11 | 277 | 25.2 | 30-60 | .500 | 0-0 | .000 | 28-48 | .583 | 22 | 28 | 50 | 4.5 | 41 | 1 | 6 | 12 | 2 | 6 | 88 | 8.0 |
| 15 | GEIST, Jordan | 11-9 | 240 | 21.8 | 27-73 | .370 | 5-29 | .172 | 27-38 | .711 | 2 | 26 | 28 | 2.5 | 16 | 0 | 16 | 17 | 0 | 5 | 86 | 7.8 |
| 33 | VANLEER, Cullen | 11-2 | 201 | 18.3 | 17-41 | .415 | 14-36 | .389 | 0-1 | .000 | 1 | 12 | 13 | 1.2 | 23 | 0 | 7 | 8 | 3 | 2 | 48 | 4.4 |
| 03 | HUGHES, Frankie | 10-0 | 129 | 12.9 | 12-51 | .235 | 6-32 | .188 | 2-7 | .286 | 2 | 21 | 23 | 2.3 | 13 | 0 | 10 | 12 | 0 | 3 | 32 | 3.2 |
| 14 | NIKKO, Reed | 11-0 | 98 | 8.9 | 6-23 | .261 | 0-0 | .000 | 3-9 | .333 | 13 | 5 | 18 | 1.6 | 18 | 0 | 3 | 1 | 2 | 3 | 15 | 1.4 |
| 32 | WOLF, Adam | 3-0 | 8 | 2.7 | 0-0 | .000 | 0-0 | .000 | 0-0 | .000 | 0 | 0 | 0 | 0.0 | 1 | 0 | 0 | 0 | 0 | 1 | 0 | 0.0 |
| 10 | RAU, Brett | 1-0 | 1 | 1.0 | 0-1 | .000 | 0-0 | .000 | 0-0 | .000 | 1 | 0 | 1 | 1.0 | 0 | 0 | 0 | 0 | 0 | 1 | 0 | 0.0 |
| 05 | SMITH, Mitchell | 1-0 | 4 | 4.0 | 0-1 | .000 | 0-0 | .000 | 0-2 | .000 | 1 | 1 | 2 | 2.0 | 0 | 0 | 0 | 2 | 0 | 0 | 0 | 0.0 |
| 13 | GLASSMAN, Trevor | 1-0 | 1 | 1.0 | 0-0 | .000 | 0-0 | .000 | 0-0 | .000 | 0 | 1 | 1 | 1.0 | 0 | 0 | 0 | 0 | 0 | 1 | 0 | 0.0 |
| | Team | | | | | | | | | | 18 | 14 | 32 | | 1 | | | 5 | | | | |
| | Total..... | 11 | 2200 | | 260-651 | .399 | 75-248 | .302 | 157-241 | .651 | 121 | 266 | 387 | 35.2 | 236 | 7 | 133 | 146 | 17 | 64 | 752 | 68.4 |
| | Opponents..... | 11 | 2200 | | 298-635 | .469 | 95-245 | .388 | 179-274 | .653 | 123 | 322 | 445 | 40.5 | 223 | - | 153 | 145 | 55 | 64 | 870 | 79.1 |

| TEAM STATISTICS | MU-M | OPP |
|---|---|---|
| SCORING | 752 | 870 |
| Points per game | 68.4 | 79.1 |
| Scoring margin | -10.7 | - |
| FIELD GOALS-ATT | 260-651 | 298-635 |
| Field goal pct | .399 | .469 |
| 3 POINT FG-ATT | 75-248 | 95-245 |
| 3-point FG pct | .302 | .388 |
| 3-pt FG made per game | 6.8 | 8.6 |
| FREE THROWS-ATT | 157-241 | 179-274 |
| Free throw pct | .651 | .653 |
| F-Throws made per game | 14.3 | 16.3 |
| REBOUNDS | 387 | 445 |
| Rebounds per game | 35.2 | 40.5 |
| Rebounding margin | -5.3 | - |
| ASSISTS | 133 | 153 |
| Assists per game | 12.1 | 13.9 |
| TURNOVERS | 146 | 145 |
| Turnovers per game | 13.3 | 13.2 |
| Turnover margin | -0.1 | - |
| Assist/turnover ratio | 0.9 | 1.1 |
| STEALS | 64 | 64 |
| Steals per game | 5.8 | 5.8 |
| BLOCKS | 17 | 55 |
| Blocks per game | 1.5 | 5.0 |
| ATTENDANCE | 51094 | 60292 |
| Home games-Avg/Game | 5-10219 | 6-10049 |
| Neutral site-Avg/Game | - | 0-0 |

| Score by Periods | 1st | 2nd | Totals |
|---|---|---|---|
| Mizzou | 353 | 399 | 752 |
| Opponents | 389 | 481 | 870 |

| | Date | Opponent | | Score | Att. |
|---|---|---|---|---|---|
| * | 1-4-17 | LSU | L | 77-88 | 9404 |
| * | 01/07/17 | at Georgia | L | 66-71 | 8635 |
| * | 1-10-17 | AUBURN | L | 72-77 | 9688 |
| * | 01/14/17 | at Arkansas | L | 73-92 | 15424 |
| * | 1/18/17 | at Alabama | L | 56-68 | 10347 |
| * | 1-21-17 | OLE MISS | L | 71-75 | 10378 |
| * | 01-25-17 | at Mississippi State | L | 74-89 | 7101 |
| * | 1-28-17 | SOUTH CAROLINA | L | 53-63 | 10190 |
| * | 2/2/17 | at Florida | L | 54-93 | 10153 |
| * | 2-4-17 | ARKANSAS | W | 83-78 | 11434 |
| * | 02/08/17 | at Texas A&M | L | 73-76 | 8632 |

* - Conference game

# 2016-17 MIZZOU ROSTER

**TERRENCE PHILLIPS**
SO | G | 5-11 | 180
*Orange County, Calif.*
*Oak Hill Academy (Va.)*
*Major: Communication*

**FRANKIE HUGHES**
FR | G | 6-4 | 192
*Cleveland, Ohio*
*Garfield Heights HS*
*Major: Sport Management*

**JAKOBY KEMP**
FR | F | 6-9 | 215
*Layton, Utah*
*Layton HS*
*Major: Sport Management*

**MITCHELL SMITH**
FR | F | 6-10 | 210
*Van Buren, Ark.*
*Van Buren HS*
*Major: Sport Management*




**BRETT RAU**
JR | G | 6-4 | 170
*Burlington, Ill.*
*Elgin Community College (Ill.)*
*Major: Sport Management*

**K.J. WALTON**
SO | G | 6-3 | 200
*Indianapolis, Ind.*
*Brownsburg HS*
*Major: Communication*

**TREVOR GLASSMAN**
R-JR | G | 6-3 | 205
*Bedford, N.H.*
*Manhattan*
*Major: Finance*

**REED NIKKO**
FR | F | 6-10 | 250
*Maple Grove, Minn.*
*Maple Grove HS*
*Major: Fisheries & Wildlife*

**JORDAN GEIST**
SO | G | 6-2 | 180
*Fort Wayne, Ind.*
*Ranger College (Texas)*
*Major: Agribusiness Mgmt.*

**JORDAN BARNETT**
JR | F | 6-7 | 215
*St. Louis, Mo.*
*Texas*
*Major: Hospitality Mgmt.*

**KEVIN PURYEAR**
SO | F | 6-7 | 243
*Blue Springs, Mo.*
*South HS*
*Major: Sport Management*

**RUSSELL WOODS**
SR | F | 6-8 | 236
*Chicago, Ill.*
*John A. Logan College (Ill.)*
*Major: General Studies*

**ADAM WOLF**
SO | F | 6-7 | 219
*Beaver Dam, Wis.*
*Beaver Dam HS*
*Major: Communication*

**CULLEN VANLEER**
SO | G | 6-4 | 208
*Pacific, Mo.*
*Pacific HS*
*Major: Education*

**KIM ANDERSON**
Third season

**EMANUEL DILDY**
First season

**ROB FULFORD**
Third season

**STEVE SHIELDS**
Second season

**NCAA APPEARANCES: '44, '76, '78, '80, '81, '82, '83, '86, '87, '88, '89, '90, '92, '93, '95, '99, '00, '01, '02, '03, '09, '10, '11, '12, '13**