



# VANDERBILT FOOTBALL

## GAME NOTES

CONTACTS: LARRY LEATHERS (LARRY.LEATHERS@VANDERBILT.EDU) | KYLE PARKINSON (KYLE.PARKINSON@VANDERBILT.EDU)

GAME 10



### VANDERBILT at MISSOURI

Saturday, Nov. 12, 2016 ★ 2:30 p.m. ★ Columbia, Mo. ★ Faurot Field

#### COMMODORES

Overall: 4-5

SEC: 1-4

Head Coach:

Derek Mason (3rd season)  
Record at VU: 11-22 (.333)  
Career record: 11-22 (.333)

#### TIGERS

Overall: 2-7

SEC: 0-5

Head Coach:

Barry Odom (1st season)  
Record at MIZ: (.222)  
Career record: (.222)



### QUICK COMPARISON

VU		MIZ
20.2	PPG	31.8
168	1st DOWNS	216
158.1	RUSH	191.4
154.1	PASS	295.9
312.2	OFFENSE	487.3
35%	3rd DOWNS	40%
170.2	OPP. RUSH	232.7
226.4	OPP. PASS	237.7
396.7	OPP. OFFENSE	470.3
38%	OPP. 3rd DOWNS	44%



### OPENING KICK

★ Vanderbilt travels to Missouri for the Commodores' final road game of the season.

★ RB Ralph Webb needs 184 yards to break Zac Stacy's school record. Webb is second in the league with 1,076 all-purpose yards, third in rushing yards with 901 and has recorded four 100-yard rushing games this season, matching his total from last season.

★ Butkus and Bednarik Award semifinalist Zach Cunningham leads the SEC with 94 tackles and is second with 13.5 tackles for loss.

★ KR Darrius Sims brings 2,247 career kick return yards into the weekend and needs only 17 yards to set the team's all-time record.

★ Saturday's game against the Tigers will be just the ninth game between the two schools.

★ The Commodores' defense has forced at least one turnover in eight of nine games this season.

### A Vanderbilt victory would...

- ★ Give VU three road wins for the first time since 2013.
- ★ Be Vanderbilt's second straight win over Missouri.
- ★ Give the Commodores their most wins since 2013.

### VANDERBILT STAT LEADERS

TACKLES	PASSING	RUSHING	RECEIVING
 Zach Cunningham 94 total 47 solo, 47 asst	 Kyle Shurmur 130/236 1310 yds, 5 TDs, 4 Ints	 Ralph Webb 177 att. 901 yds, 6 TDs	 C.J. Duncan 28 rec. 304 yds, 0 TDs

### SEC NETWORK

PBP: Dave Neal  
Analyst: Matt Stinchcomb  
Sideline: Dawn Davenport

### VANDERBILT IMG NETWORK

Flagship: WLAC 1510/WNSR 560/95.9  
Voice of the Commodores: Joe Fisher  
Analyst: Norman Jordan  
Sideline: Mitch Light  
Sirius: Ch. 108 | XM: Ch. 191



S. Carolina Loss 13-10 ESPN	Middle Tenn. Win 47-24 SEC Network	@Ga. Tech Loss 38-7 ACC Network	@WKU Win 31-30 (OT) CBS SN	Florida Loss 13-6 SEC Network	@Kentucky Loss 20-13 SEC Network	@Georgia Win 17-16 SEC Network	Tenn. State Win 35-17 ESPNU	@Auburn Loss 23-16 ESPN	@Missouri Nov. 12 2:30 p.m. SEC Network	Ole Miss Nov. 19 TBA	Tennessee Nov. 26 TBA
--------------------------------------	---	--	-------------------------------------	--	---	---	--------------------------------------	----------------------------------	--	----------------------------	-----------------------------



# VANDERBILT FOOTBALL MEDIA SERVICES



Monday	Tuesday	Wednesday	Thursday	Friday	Saturday	Sunday
<b>PRACTICE</b> 9:15-10 a.m.	<b>PRESS CONFERENCE</b> 12:15 p.m. Coach Mason	<b>PRACTICE</b> 8:20-10 a.m. (post-practice availability)	<b>NO MEDIA AVAILABILITY</b>	<b>NO MEDIA AVAILABILITY</b>	<b>AT MISSOURI</b> 2:30 p.m. SEC Network	<b>NO MEDIA AVAILABILITY</b>
<b>NO MEDIA AVAILABILITY</b>	12:30 p.m Players	<b>SEC COACHES TELECONFERENCE</b> 10:30 a.m. Coach Mason				

### VANDERBILT POST-GAME INTERVIEWS

Coach Mason's post-game press conferences are held after he addresses the team. Only properly credentialed media will be allowed into the Vanderbilt press conference room at Vanderbilt Stadium and away games.

Mason's remarks will be held in the team's press conference area. The press conference area at Vanderbilt Stadium is located in the south end zone tunnel near the team's locker room.

The Vanderbilt Locker Room is closed. Up to six student-athletes will be made available for post-game interviews. These interviews will be conducted in the same press conference room as Coach Mason's remarks. The players are available at the conclusion of Mason's conference.

### GAME WEEK INTERVIEW POLICY

All interview requests for Coach Mason and Vanderbilt student-athletes **MUST** go through Larry Leathers or Kyle Parkinson prior to the interview.

Mason and offensive coordinator Andy Ludwig will be available to media members at the conclusion of practice on Wednesday morning. Student-athletes and other assistant coaches will also be available to media after the Wednesday sessions.

Practice sessions are closed to the media.

### COACH MASON'S RADIO SHOW TUESDAY

The Vanderbilt Coaches Show with Coach Mason, a weekly feature of Nashville flagships NewsRadio 1510 WLAC & WNSR AM 560/FM 95.9, is scheduled on Tuesdays. The show starts at 7 p.m. running one hour with Coach Mason and the Voice of the Commodores Joe Fisher.

### CREDENTIALS

Media seeking credentials should contact Larry Leathers at least one week prior to the event. Media will call is located at Gate 1 of Vanderbilt Stadium.

### WEEKLY PRESS CONFERENCE ON TUESDAYS

Coach Mason participates in a weekly press conference for local media on Tuesdays at 12:15 p.m. It is held in the team's post-game press conference room in the south end zone of Vanderbilt Stadium.

Interviews with selected student-athletes will follow Mason's remarks. The press event is available on SEC Network+ and archived at vucommo-dores.com.

### SEC COACHES TELECONFERENCE: WEDNESDAY 10:30 A.M.

Coach Mason is available each Wednesday morning to media outlets as part of the Southeastern Conference Coaches' Teleconference. Mason's 10-minute segment starts at 10:30 a.m. CT. To participate, call the SEC Office at (205) 458-3010.

### COACH'S TV SHOW ON SUNDAYS

Vanderbilt Football with Derek Mason is on each Sunday evening on Fox 17.

The show, featuring Coach Mason and Voice of the Commodores Joe Fisher, airs each Sunday at 10:30 p.m. CT on Nashville's Fox 17.

### ON THE INTERNET

Vanderbilt's website - vucommo-dores.com - hosts stories from former Sports Illustrated writer Zac Ellis along with stats, notes and videos.

### GAME DAY AT VANDERBILT STADIUM

The press box at Vanderbilt Stadium opens approximately three hours before kickoff unless otherwise noted above. The press box will close approximately three hours after the conclusion of the game.

Game notes and depth charts for both teams will be available in the press box and online at vucommo-dores.com/FootballGameNotes.

Wireless internet is available in the press box along with live stats via statbroadcast.com.



## VANDERBILT ATHLETIC COMMUNICATIONS

OFFICE: 615.322.4121

VUCOMMODORES.COM

**Larry Leathers**  
Director of Football Communications  
Cell: 615.480.8226  
larry.leathers@vanderbilt.edu

**David Dawson (WBB/XC/Commodore Nation)**  
Asst. Director of Communications  
Office: 615.343.5823  
david.dawson@vanderbilt.edu

**Jay Kafer (Track & Field)**  
Communications Assistant  
Office: 615.343.4121  
jay.kafer@vanderbilt.edu

**Kyle Parkinson (Baseball/Football)**  
Asst. AD/Communications  
Office: 615.343.0020  
kyle.parkinson@vanderbilt.edu

**Catherine Hilley (Soccer/Tennis)**  
Asst. Director of Communications  
Office: 615.343.0019  
catherine.hilley@vanderbilt.edu

**Matt Paras (Lacrosse/Swimming)**  
Communications Assistant  
Office: 615.343.4121  
matt.paras@vanderbilt.edu

**Rod Williamson (Bowling)**  
Assoc. AD/Director of Communications  
Office: 615.322.4051  
rod.williamson@vanderbilt.edu

**Dana Reynolds**  
Social Media Coordinator  
Office: 615.322.8797  
dana.reynolds@vanderbilt.edu

**Robynn Candish**  
Administrative Assistant  
Office: 615.322.4121  
robynn.candish@vanderbilt.edu

**Andy Boggs (MBB/Golf)**  
Asst. Director of Communications  
Office: 615.343.1847  
andy.boggs@vanderbilt.edu

**Zac Ellis**  
Writer/Digital Media Editor  
Office: 615.322.1012  
zac.ellis@vanderbilt.edu



VANDERBILT VS. MISSOURI BREAKDOWN



CATEGORY	VANDERBILT	MISSOURI
Overall	4-5	2-7
SEC	1-4	0-5
Streak	L1	L4
Scoring	182	286
Points per Game	20.2 (13)	31.8 (6)
First Downs	168 (11)	216 (3)
Rushing	74	104
Passing	78	99
Penalty	16	13
Rushing Yards	1423	1723
Yards Gained	1623	1916
Yards Lost	200	193
Attempts	335	366
Average per Rush	4.2	4.7
Average per Game	158.1 (11)	191.4 (7)
TDs	15	16
Passing Yards	1387	2663
Comp-Att-INT	136-253-5	190-342-8
Average per Pass	5.5	7.8
Average per Catch	10.2	14.0
Average per Game	154.1 (14)	295.9 (2)
TDs Passing	5	21
Total Offense	2810	4386
Total Plays	588	708
Average per Play	4.8	6.2
Average per Game	312.2 (14)	487.3 (2)

CATEGORY	VANDERBILT	MISSOURI
Kick Returns: #-Yards	22-576	31-585
Punt Returns: #-Yards	15-56	21-248
INT Returns: #-Yards	5-63 (14)	11-139 (3)
Kick Return Average	26.2 (3)	18.9 (12)
Punt Return Average	3.7 (13)	11.8 (4)
INT Return Average	12.6	12.6
Fumbles-Lost	12-3	20-9
Fumbles Recovered	17-9	6-5
Penalties-Yards	47-385	64-534
Average per Game	42.8 (3)	59.3 (13)
Punts-Yards	52-2128	53-2357
Average per Punt	40.9	44.5
Net Punt Average	38.2 (10)	41.1 (4)
Time of Possession/Game	31:10 (5)	24:09 (14)
3rd Down Conversions	43/122	56/141
3rd Down Pct.	35% (13)	40% (6)
4th Down Conversions	3/10	10/17
4th Down Pct.	30% (12)	59% (4)
Sacks By-Yards	9-47 (14)	15-77 (T12)
Sacks Allowed-Yards	18-120 (9)	9-57 (1)
Touchdowns Scored	21	39
Field Goals-Attempts	11-14	5-10
Redzone Scores	27-28 (1)	29-38 (12)
Redzone Touchdowns	19-28	25-38

(SEC rank in parentheses)

**The Missouri Series**

**All-Time vs. Missouri:** 3-4-1  
**First meeting:** 1895, Columbia L 14-0  
**Last meeting:** 2015, Nashville W 10-3  
**Last meeting in Columbia:** 2014, L 24-14  
**In Nashville:** 1-1-1  
**In Columbia/St. Louis:** 2-3-0  
**Streak:** W1  
**All-time meetings (3-4-1)**  
 2015 - Nashville, W 10-3  
 2014 - Columbia, L 24-14  
 2013 - Nashville, L 51-28  
 2012 - Columbia, W 19-15  
 1958 - Columbia, W 12-8  
 1957 - Nashville, T 7-7  
 1896 - St. Louis, L 26-6  
 1895 - Columbia, L 14-0

**Last time vs. Missouri**

**NASHVILLE, Tenn. (AP)** -- A low-scoring game felt just right for Vanderbilt coach Derek Mason as he earned his first Southeastern Conference win in 12 tries.

Vanderbilt held Missouri to 188 total yards and 10 first downs in route to a 10-3 win Saturday. It was the fewest yards allowed by Vanderbilt against an SEC opponent since a 2006 loss to Mississippi.

"Love it - I'll sleep well tonight," said Mason, who doubles as the Commodores' defensive coordinator. "Some people may want to see higher scores and what it looks like, but let me tell you, two weeks from now it'll still be 10-3 and it'll still be in the win column. So let's go."

One stat in particular stood out for Mason - Missouri's 0 for 14 mark on third down conversions.

"0 for 14 on third downs - who would have think it? Really," said Mason, who was given the game ball by Vanderbilt athletics director David Williams. "Just an unbelievable effort by those guys (on defense)."

TEAM	1	2	3	4	FINAL	RECORD
MIZ	0	3	0	0	3	4-4,1-4
VU	0	7	0	3	10	3-4,1-3

**SCORING SUMMARY**

**2nd:** VANDY - Webb 1-yd run (Openshaw kick), 11-72  
 4:44. MU - Baggett, A. 35 yd field goal, 4-3 1:17.  
**4th:** VANDY - Openshaw 40-yd field goal, 14-49 6:14.

**STATISTICS**

	MIZ	VU
FIRST DOWNS	10	18
RUSHES-YARDS (NET)	19-80	49-168
PASSING YDS (NET)	108	136
PASSES ATT-COMP-INT	34-14-0	28-17-0
TOTAL OFFENSE PLAYS-YARDS	53-188	77-304
KICKOFF RETURNS-YARDS	3-50	0-0
INTERCEPTION RETURNS-YARDS	0-0	0-0
PUNTS (NUMBER-AVG)	9-47.7	7-45.6
FUMBLES-LOST	2-1	1-1
PENALTIES-YARDS	6-37	5-59
POSSESSION TIME	21:36	38:24
THIRD-DOWN CONVERSIONS	0 OF 14	8 OF 19
FOURTH-DOWN CONVERSIONS	1 OF 2	0 OF 1
RED-ZONE SCORES-CHANCES	1-2	2-3
SACKS BY: NUMBER-YARDS	3-24	4-26

**RUSHING:** MIZ-Lock 8-39; Fatony 1-26; Hansbrough 8-12; Witter 2-3. VANDY-Webb 26-99; Sims 9-58; Crawford 5-19; Rivers 2-8; TEAM 1(-1); McCrary 3(-4); Shurmur 3(-11).

**PASSING:** MIZ-Lock 14-34-0-108. VANDY-Shurmur 10-20-0-89; McCrary 7-8-0-47.

**RECEIVING:** MIZ-Moore 4-30; Hansbrough 4-17; Leftwich 3-38; Dilosa 2-17; Hall 1-6. VANDY-Sherfield 5-35; Scheu 5-28; Sims 2-29; Scott 2-13; Marcus 1-11; Webb 1-11; L. Rayford 1-9.

**Did You Know?**

A group of tigers is called an ambush or a streak.

Missouri ties with Tennessee as the most neighborly state in the union, bordered by 8 states.



### VANDERBILT (IN)DEPTH CHART: OFFENSE

**WR**



**10 Trent Sherfield // 6-1, 200, Jr.**  
Set school record with 240 yards receiving vs. Austin Peay 9/19/15... 51 catches in '15 led team... Working towards degree in medicine, health and society.

	REC	YDS	TD
2016	18	150	0
2015	51	659	3
2014	1	9	0
<b>Totals</b>	<b>70</b>	<b>818</b>	<b>3</b>

**9 Caleb Scott // 6-2, 204, Jr.**  
Caught season-long 66-yard pass at WKU... Caught at least two passes in eight games in '15... Son of former Commodore and NFL player Chuck Scott (1981-84).

	REC	YDS	TD
2016	10	190	0
2015	24	339	2
2014	6	78	0
<b>Totals</b>	<b>40</b>	<b>607</b>	<b>2</b>

**TE**




**83 Nathan Marcus // 6-5, 244, R-Jr.**  
Caught game-winning TD at WKU... Started two games and played in 11 games during sophomore season... Working toward degree in communication studies.

	REC	YDS	TD
2016	8	50	1
2015	4	34	0
2014	6	56	2
<b>Totals</b>	<b>18</b>	<b>140</b>	<b>3</b>

**80 Jared Pinkney // 6-4, 250, R-Fr.**  
Caught a career-best three passes at WKU... Made his first career start against South Carolina in the season-opener... Missed freshman season after suffering season-ending injury in 2015 opener.

	REC	YDS	TD
2016	16	180	2
<b>Totals</b>	<b>16</b>	<b>180</b>	<b>2</b>

**LT**



**74 Will Holden // 6-6, 312, Sr.**  
Started all 12 games at LT in 2015 as one of three Commodores on offense to start all 12 games (Ralph Webb, Trent Sherfield)... An Eagle Scout, aspires to be an FBI agent.

	GP	GS
2016	9	9
2015	12	12
2014	12	10
<b>Totals</b>	<b>44</b>	<b>31</b>

**77 Devin Cochran // 6-7, 305, Fr.**  
First team All-State OT for Greater Atlanta Christian as a senior, helping team to 12-2 record senior season... Also competed in track & field as a thrower.

	GP	GS
2016	0	0

**LG**




**57 Ean Pfeifer // 6-4, 290, R-Fr.**  
Earned first career start vs. Florida... Redshirted during the 2015 season... First team All-State selection as a senior and junior for powerful Bentonville HS in Arkansas... Has five siblings.

	GP	GS
2016	7	5
2015	0	0
<b>Totals</b>	<b>7</b>	<b>5</b>

**64 Delando Crooks // 6-5, 305, R-Jr.**  
Missed significant time in 2015 with a leg injury but made his first career start against Texas A&M as a tight end... Named Homecoming King as a senior at Atlanta-Carver HS.

	GP	GS
2016	4	4
2015	5	1
2014	9	0
<b>Totals</b>	<b>18</b>	<b>7</b>

**C**




**56 Barrett Gouger (gow-GURR) // 6-4, 305, Sr.**  
Played in all 12 games in 2015 and started 10 games at right guard... 613 offensive snaps ranked fourth among VU lineman... High school wrestling state champion in Division II at Baylor School.

	GP	GS
2016	9	9
2015	12	10
2014	12	0
<b>Totals</b>	<b>33</b>	<b>19</b>

**60 Cole Hardin // 6-4, 305, R-So.**  
Played his first career game in win over Austin Peay in 2015... Four-year starter and letterwinner on offensive line for Class 6A school in northwest Alabama.

	GP	GS
2016	0	0
2015	1	0
<b>Totals</b>	<b>1</b>	<b>0</b>

**RG**



**61 Bruno Reagan // 6-3, 310, R-So.**  
Played in all 12 games and started two in 2015, playing on the offensive line and special teams... Won wrestling Tennessee state title as a junior in HS finishing 57-0, also nationally ranked in judo.

	GP	GS
2016	9	9
2015	12	2
2014	0	0
<b>Totals</b>	<b>21</b>	<b>11</b>

**75 Bailey Granier // 6-6, 320, R-So.**  
Earned playing time in 2015, playing in the team's final six games and starting three at right tackle... Played 192 total snaps... Dad is a commercial fisherman.

	GP	GS
2016	5	0
2015	6	3
2014	0	0
<b>Totals</b>	<b>11</b>	<b>3</b>

**RT**



**58 Justin Skule // 6-6, 305, So.**  
Freshman campaign ended with an injury after earning way into starting lineup, starting two games and playing in seven... Dad, Josh, played on offensive line at Navy.

	GP	GS
2016	9	9
2015	7	2
<b>Totals</b>	<b>16</b>	<b>11</b>

**71 Jared Southers // 6-4, 308, R-Fr.**  
Saw his first collegiate action at Georgia Tech... Redshirted during the 2015 season... Played for Seton Hall Prep in New Jersey... Also lettered in wrestling in HS.

	GP	GS
2016	6	0
2015	0	0
<b>Totals</b>	<b>6</b>	<b>0</b>

**QB**



**14 Kyle Shurmur // 6-4, 223, So.**  
Passed for career-best 279 yards at WKU... Named starter by Coach Mason in July after starting five games as true freshman in 2015... Son of Minnesota Vikings TE coach Pat Shurmur.

	C-A-1	YDS	TD
2016	130-236-4	1310	5
2015	44-103-3	503	5
<b>Totals</b>	<b>174-339-7</b>	<b>1813</b>	<b>10</b>

**12 Wade Freebeck // 6-5, 225, Jr.**  
Saw action in only one game in 2015 after starting four games and playing in five total in 2014 as a true freshman... Two-time SEC Academic Honor Roll member.

	C-A-1	YDS	TD
2016	6-13-1	77	0
2015	2-6-1	26	0
2014	34-72-5	376	1
<b>Totals</b>	<b>42-91-7</b>	<b>479</b>	<b>1</b>

**RB**




**7 Ralph Webb // 5-10, 202, Jr.**  
Needs 230 yards to break all-time rushing record at Vanderbilt... Ran for 211 yards vs. MT, 3rd-most in VU history... Rushed for more yards than any VU sophomore in history with 1152 yards in 2015.

	ATT	YDS	TD
2016	177	901	6
2015	277	1152	5
2014	212	907	4
<b>Totals</b>	<b>666</b>	<b>2960</b>	<b>15</b>

**23 Khari Blasingame // 6-1, 235, R-So.**  
Earned first career start at RB vs. Florida... Played 11 games in 2015 as a reserve LB, starting one game... Plays the saxophone.

	ATT	YDS	TD
2016	70	331	7
<b>Totals</b>	<b>70</b>	<b>331</b>	<b>7</b>

**FB**




**39 Bailey McElwain // 6-0, 238, Fr.**  
Earned first career start vs. MT... The last recruit to join freshman class, signing over the summer... Played at Hewitt-Trussville HS in Alabama earning All-State honors as a junior and senior.

	ATT	YDS	TD
2016	0	0	0
<b>Totals</b>	<b>0</b>	<b>0</b>	<b>0</b>

**28 Dallas Rivers // 6-1, 225, Jr.**  
Played in all 12 games in 2015 serving as Ralph Webb's back-up... Lone TD run came against Middle Tennessee... Involved in Young Life organization and works as counselor at local youth camps.

	ATT	YDS	TD
2016	11	22	1
2015	60	183	1
2014	61	218	2
<b>Totals</b>	<b>132</b>	<b>423</b>	<b>4</b>

**WR**



**16 Kalija (kuh-lie-JUH) Lipscomb // 6-1, 190, Fr.**  
Caught career-high six passes at GT... Started at WR in his first career game, catching one pass for 15 yards... Caught 56 passes for 1036 yards and 11 TDs for Jesuit HS in New Orleans as a senior.

	REC	YDS	TD
2016	23	278	2
<b>Totals</b>	<b>23</b>	<b>278</b>	<b>2</b>

**19 C.J. Duncan // 5-11, 203, R-Jr.**  
Season-best five catches at WKU... Returning from ruptured Achilles tendon suffered prior to 2015 season... Interned for Davidson Co. Circuit Judge J. Randall Wyatt last summer.

	REC	YDS	TD
2016	28	304	0
2015	-	-	-
2014	28	441	4
<b>Totals</b>	<b>56</b>	<b>745</b>	<b>4</b>



## VANDERBILT (IN)DEPTH CHART: DEFENSE

<b>DL</b>		<b>49 Jonathan Wynn // 6-4, 258, R-Jr.</b> Started four games and played in all 12 in 2015, moving from OLB to DE... Studied abroad in Switzerland in May 2016... Attended same HS as teammate Dallas Rivers.	2016 12-6-18 2015 8-13-21 2014 5-8-13 <b>Totals 25-27-52</b>	TFL 1.0-1 3.0-13 1.5-10 <b>5.5-24</b>	SACK 0.0-0 1.0-7 1.0-8 <b>2.0-15</b>
		<b>34 Dare (dar-EE) Odeyingbo (O-duh-yeng-BO) // 6-2, 262, So.</b> Recorded his first career sack at GT... Played in eight games as a true freshman in 2015, earning time on special teams and on defense... Parents, Gary and Betty, are natives of Nigeria.	2016 8-8-16 2015 0-2-2 <b>Totals 8-10-18</b>	TFL 4.0-13 0.5-1 <b>4.5-14</b>	SACK 1.0-7 0.0-0 <b>1.0-7</b>
<b>DL</b>		<b>69 Adam Butler // 6-4, 295, Sr.</b> Career-best two sacks vs. Florida... Started eight games in 2015 on defensive line... Expected to finish degree in environmental communication in December.	2016 10-6-16 2015 12-6-8 2014 16-19-35 <b>Totals 46-40-94</b>	TFL 5.5-25 7.0-27 7.5-22 <b>26.0-92</b>	SACK 2.0-13 3.0-18 2.5-13 <b>7.5-44</b>
		<b>94 Torey Agee // 6-4, 285, Sr.</b> Played in 11 games in 2015, making one start... Expected to complete degree in psychology in December... Son of former NFL RB Tommy Agee.	2016 2-6-8 2015 12-5-17 2014 0-4-4 <b>Totals 15-18-33</b>	TFL 0.0-0 3.0-16 0.0-0 <b>3.0-16</b>	SACK 0.0-0 2.0-13 0.0-0 <b>2.0-13</b>
<b>DL</b>		<b>77 Nifae (nee-FY) Lealao (lay-louw) // 6-5, 312, Jr.</b> Started four games and played in all 12 in 2015... One of three players on football roster of Polynesian decent (Sa'o, Auwae-McMoore).	2016 8-6-14 2015 9-9-18 2014 2-5-7 <b>Totals 19-20-39</b>	TFL 2.5-5 1.0-2 0.0-0 <b>3.5-7</b>	SACK 1.5-2 0.0-0 0.0-0 <b>1.5-2</b>
		<b>44 Nehemiah Mitchell // 6-4, 260, Sr.</b> Played OLB in 2015, making seven starts after transferring from San Francisco CC... Moved to DE during offseason... Uncle is former Oklahoma LB and Arizona Cardinals LB Lance Mitchell.	2016 0-4-4 2015 9-15-24 <b>Totals 9-19-28</b>	TFL 0.5-1 1.5-12 <b>2.0-13</b>	SACK 0.0-0 0.5-3 <b>0.5-3</b>
<b>OLB</b>		<b>99 Landon Stokes // 6-4, 240, R-Jr.</b> Saw action in all 12 games in 2015 earning five starts... Plays the saxophone... Son of former NFL defensive end Fred Stokes.	2016 5-7-12 2015 12-12-24 2014 2-2-4 <b>Totals 19-21-40</b>	TFL 0.5-1 3.0-12 0.0-0 <b>3.5-13</b>	SACK 0.0-0 1.0-9 0.0-0 <b>1.0-9</b>
		<b>11 Charles Wright // 6-3, 237, R-So.</b> Played in all 12 games as a redshirt freshman in 2015, seeing time on defense and special teams... All-State basketball player in HS.	2016 6-2-8 2015 1-2-3 <b>Totals 7-4-11</b>	TFL 3.0-13 1.5-5 <b>4.5-18</b>	SACK 0.0-0 1.0-4 <b>1.0-4</b>
<b>ILB</b>		<b>41 Zach Cunningham // 6-4, 230, R-Jr.</b> Semifinalist for Butkus and Bednarik Awards... Recorded a career-best 19 tackles at Georgia... Leads SEC in total tackles... Named preseason All-SEC by media at SEC Media Days.	2016 47-47-94 2015 69-34-103 2014 37-30-67 <b>Totals 153-111-264</b>	TFL 13.5-24 16.5-56 6.5-13 <b>36.5-93</b>	SACK 0.0-0 4.5-32 1.5-7 <b>6.0-39</b>
		<b>43 Jordan Griffin // 6-1, 224, So.</b> Played in 11 games as a freshman in 2015, playing linebacker and on special teams... Finished high school career with 428 tackles, second-most at Armwood HS in Tampa, Fla.	2016 5-6-11 2015 6-3-9 <b>Totals 11-9-20</b>	TFL 0.5-1 0.0-0 <b>0.5-1</b>	SACK 0.0-0 0.0-0 <b>0.0-0</b>
<b>ILB</b>		<b>40 Ja'karri (jah-CAR-ee) Thomas // 6-1, 225, Sr.</b> Made a career-high 11 tackles vs. Florida... First start of season at WKU... Played in 10 games in 2015, seeing action on defense and special teams... Expected to complete degree in sociology.	2016 26-24-50 2015 7-7-14 2014 6-16-22 <b>Totals 48-62-110</b>	TFL 3.5-5 0.0-0 0.5-1 <b>4.0-6</b>	SACK 0.0-0 0.0-0 0.0-0 <b>0.0-0</b>
		<b>7 Emmanuel Smith // 6-2, 219, Jr.</b> Played in 11 of 12 games in 2015, making two starts and contributing on special teams... Older brother of teammate, Josh Smith... Dad, Demetrius, played football at Middle Tennessee.	2016 4-2-6 2015 1-9-10 2014 1-2-3 <b>Totals 6-13-19</b>	TFL 0.0-0 0.0-0 0.0-0 <b>0.0-0</b>	INT 0.0-0 0.0-0 0.0-0 <b>0.0-0</b>
<b>OLB</b>		<b>20 Oren Burks // 6-3, 222, R-Jr.</b> Picked off his first pass of season vs. MT, recording sack and TFL too... Serves as president of Student-Athlete Advisory Committee... Nominated for AFCA Good Works team and Wuerffel Trophy.	2016 18-15-33 2015 35-24-59 2014 16-21-37 <b>Totals 69-60-129</b>	TFL 4.5-15 2.0-5 0.0-0 <b>6.5-20</b>	SACK 3.0-13 0.0-0 0.0-0 <b>3.0-13</b>
		<b>25 Josh Smith // 6-3, 236, So.</b> Played in all 12 games as true freshman in 2015... Two-time 1st team All-State player in HS... Younger brother of teammate, Emmanuel Smith... Dad, Demetrius, played football at Middle Tennessee.	2016 1-0-1 2015 1-6-7 <b>Totals 2-6-8</b>	TFL 0.0-0 0.5-1 <b>0.5-1</b>	SACK 0.0-0 0.0-0 <b>0.0-0</b>
<b>CB</b>		<b>31 Tre Herndon // 6-1, 188, Jr.</b> Leads team with 2 INTs... Snagged his first career interception at WKU... One of only two VU defenders to start all 12 games in 2015 (Oren Burks)... Real name is Willie Herndon III.	2016 18-11-29 2015 35-12-47 2014 7-2-9 <b>Totals 60-25-85</b>	TFL 0.5-3 1.0-6 0.0-0 <b>1.5-9</b>	INT 2-4 0-0 0-0 <b>2-4</b>
		<b>3 Taurean Ferguson // 5-9, 190, R-Jr.</b> Picked off first pass of season at GT... Played in 11 games during sophomore season... Started six games in 2014... Working on degree in human and organizational development.	2016 21-14-36 2015 11-2-13 2014 25-5-30 <b>Totals 57-21-78</b>	TFL 3.0-8 0.5-1 1.5-2 <b>5.0-13</b>	INT 1-0 0.0-0 2-21 <b>3-21</b>
<b>SS</b>		<b>14 Ryan White // 5-10, 188, R-Jr.</b> Made a career-best 12 tackles at Georgia... Returned punts & played every game on defense in 2015... Created two turnovers with an interception at Florida and fumble recovery at Middle Tennessee.	2016 36-24-60 2015 18-8-26 2014 19-15-34 <b>Totals 73-47-120</b>	TFL 2.5-4 3.0-10 3.5-14 <b>9.0-28</b>	INT 0.0-0 1.0-1 0.0-0 <b>1.0-1</b>
		<b>26 Andrew Rector // 6-0, 198, So.</b> Played in eight games as a reserve defensive back and special teams player... Played at Father Ryan HS in Nashville... Dad, Steve, played football at Western Kentucky.	2016 0-1-1 2015 0-2-2 <b>Totals 0-3-3</b>	TFL 0.0-0 0.0-0 <b>0.0-0</b>	INT 0.0-0 0.0-0 <b>0.0-0</b>
<b>FS</b>		<b>13 LaDarius Wiley // 6-1, 205, R-So.</b> Made a career-best 10 tackles vs. Florida... Earned first career start vs. SC... Saw action in secondary and on special teams in 2015... Has five brothers... Working on degree in medicine, health and society.	2016 33-25-58 2015 5-3-8 <b>Totals 38-28-66</b>	TFL 1.5-13 1.0-1 <b>2.5-14</b>	INT 0.0-0 0.0-0 <b>0.0-0</b>
		<b>OR 2 Arnold Tarpley // 6-1, 200, Jr.</b> Started seven games in 2015, playing in all 12 making at least three tackles in 10 of the 12 games... Arnold Lee Tarpley III.	2016 13-5-18 2015 24-12-36 2014 14-4-18 <b>Totals 51-21-72</b>	TFL 0.5-1 5.0-27 2.0-13 <b>7.5-42</b>	INT 0.0-0 0.0-0 0.0-0 <b>0.0-0</b>
<b>CB</b>		<b>5 Torren McGaster // 6-0, 198, Sr.</b> Led VU with nine tackles at WKU... Established as the Dores' top CB in 2015, starting all 12 games and ranking among SEC leaders in pass break-ups with 13... Has three brothers and three sisters.	2016 30-17-47 2015 41-10-51 2014 46-20-66 <b>Totals 127-52-179</b>	TFL 2.0-2 4.5-8 3.5-9 <b>10.0-19</b>	INT 1-0 0.0-0 0.0-0 <b>1-0</b>
		<b>30 Bryce Lewis // 6-0, 185, R-So.</b> Earned his first career start vs. Florida... Played in 11 of 12 games in 2015, seeing action on special teams as well as defense... Working on degrees in special education and economics.	2016 5-3-8 2015 0-1-1 <b>Totals 5-4-9</b>	TFL 0.0-0 0.0-0 <b>0.0-0</b>	INT 0.0-0 0.0-0 <b>0.0-0</b>



**DORES IN THE SEC & NATIONAL RANKINGS**

Category	Stat	SEC	National
Total Offense	312.2	14 (13)	125 (116)
Rushing Offense	158.1	11 (T10)	87 (87)
Passing Offense	154.1	14 (13)	118 (111)
Team Passing Efficiency	102.4	14 (13)	126 (117)
Scoring Offense	20.2	13 (13)	119 (123)
Total Defense	396.7	8 (6)	60 (28)
Rushing Defense	170.2	7 (7)	69 (33)
Passing Yards Allowed	226.4	9 (7)	63 (41)
Team Pass Defense Efficiency	127.3	11 (7)	58 (28)
Scoring Defense	21.6	7 (6)	26 (22)
Turnover Margin	+6	2 (14)	T23 (109)
3rd Down Conversions	35%	13 (10)	105 (88)
Opp. 3rd Down Conv.	38%	8 (2)	60 (6)
Red Zone Offense	96%	1 (14)	2 (126)
Red Zone Defense	74%	5 (2)	22 (6)
Net Punting	38.2	10 (14)	46 (119)
Punt Return Avg.	3.7	13 (11)	113 (90)
Kickoff Returns	26.2	3 (11)	12 (100)
1st Downs	168	13 (13)	109 (T115)
Opp. 1st Downs	180	8 (2)	T46 (4)
Fewest Penalty Yards/Game	42.8	3 (8)	15 (38)
Time of Possession	31:09	5 (3)	43 (25)
Sacks By/Game	1.0	14 (9)	121 (T56)
Sacks Against/Game	2.0	8 (9)	61 (T79)
Kickoff Coverage	20.8	7 (11)	65 (-)

**INDIVIDUAL**

Category/Player	Stat	SEC	National
All Purpose/Gm./Ralph Webb	119.6	2 (8)	52 (67)
Kick Return Yards/Darrius Sims	481	2	33
Fumbles Recovered/T. McGaster	2	2	11
Fumbles Recovered/Z. Cunningham	2	2	11
Punting/Sam Loy	43.4	7	28
Rushing Yards/Ralph Webb	901	3	28
Rushing Yards/Gm./Ralph Webb	100.1	3 (6)	31 (37)
Rushing TDs/Khari Blasingame	7	7	65
Rushing TDs/Ralph Webb	6	11	87
Kick Return Avg./Darrius Sims	32.1	2	4
Solo Tackles/Gm./Z. Cunningham	42	2	29
Tackles per Game/Z. Cunningham	10.4	2 (5)	8 (50)
Tackles for Loss/Z. Cunningham	1.5	2 (3)	9 (T21)
Interceptions/Tre Herndon	2	11	95

(2015 season total/final ranking in parentheses)

**WEBB CHASING STACY, VANDY RUSHING RECORD**

Ralph Webb entered his junior season chasing history and former Commodore Zac Stacy.

Webb started the season eighth all-time in rushing at Vanderbilt but has moved up to second on the list with his 901 yards rushing in the first nine games of the season - including a career-high 211 yards against Middle Tennessee - passing Lonnie Sadler, Jared McGrath, Jermaine

**VU CAREER RUSHING LIST**

NAME	ATT.	YDS.	TDs
1. Zac Stacy	581	3143	30
2. <b>Ralph Webb</b>	<b>676</b>	<b>2960</b>	<b>15</b>
3. Frank Mordica	546	2632	18
4. Carl Woods	619	2490	15
5. Jamie O'Rourke	498	2202	20
6. Jermaine Johnson	486	2152	13
7. Jared McGrath	492	2151	9
8. Lonnie Sadler	569	2096	8

Johnson, Jamie O'Rourke, Carl Woods and Frank Mordica. Webb broke the all-time school record for rushing attempts against Kentucky, taking over the top spot from Carl Woods.

Webb rushed for 1,152 yards last season - the most ever by a Vanderbilt sophomore - to run his career total to 2,059 yards in just two seasons on the gridiron for VU. Webb's 1,152 yards came up just 41 yards short of Stacy's single-season Vanderbilt record of 1,193 yards set in 2011.

In his two-plus years carrying the ball for the Commodores, Webb already owns the second-most yards in a single-season at Vanderbilt and the eighth-most yards in a single season, set in 2014 with 907 yards a VU freshman record. Webb owns rushing records for sophomores and freshmen at VU already. Stacy set the school record as a junior and followed it up with 1,141 yards as a senior in 2012.

Webb became the first Vandy rusher to top the 1,000-yard mark since that 2012 season by Stacy and just the fifth VU running back to ever cross the milestone. Stacy is the only Commodore in history to post two 1,000-yard seasons.

**SIMS CLOSING IN ON KICK RETURN RECORD**

Darrius Sims is running up the record book at Vanderbilt in kickoff return yards and needs 17 yards to break the record.

The senior from Memphis, Tenn. began the season third all-time at VU in kick return yards trailing only Tony Jackson (1989-93) and record holder Mark Johnson (1986-90).

Sims moved into second all-time with a big day at Kentucky and moved closer with a season-best 124 return yards at Georgia.

**VU CAREER KICKOFF RETURNS**

	RET.	YARDS	AVG.	TDs
1. Mark Johnson	107	2,263	21.1	1
2. <b>Darrius Sims</b>	<b>93</b>	<b>2,247</b>	<b>24.2</b>	<b>2</b>
3. Tony Jackson	85	2,004	23.6	1

**2016 NEED-TO-KNOW INFO**

Opponent	Captains	Coin Toss	KO/Receive	1st Poss.	Opp. 1st Poss.	Game Length	Jersey	Pants	Helmet	Result
<b>S. Carolina</b>	Burks/Sherfield/Openshaw	Lost	KO	Punt	Punt	3:26	White	White	White	L 13-10
<b>Middle Tenn.</b>	Cunningham/Blasingame	Won	KO	FG	Fumble	3:41	Gray	Gray	Deep Water	W 47-24
<b>@Ga. Tech</b>	Burks/Webb/White	Won	KO	TD	TD	3:08	Gold	Black	Black	L 38-7
<b>@WKU</b>	Burks/Cunningham/Webb/White	Won	KO	Punt	TD	3:38	White	White	Gold	W 31-30 OT
<b>#23 Florida</b>	Shurmur/Cunningham/Webb/White	Lost	KO	Punt	Punt	3:19	Gold	Gold	Black	L 13-6
<b>@Kentucky</b>	Burks/Cunningham/Webb/White	Won	KO	Punt	TD	3:30	White	Gold	Black	L 20-13
<b>@Georgia</b>	Burks/Cunningham/Webb/White	Lost	REC	TD	Punt	3:18	White	Black	Black	W 17-16
<b>Tennessee St.</b>	Cunningham/Sims/Webb/White	Lost	KO	TD	TD	3:12	Black	Black	Gold	W 35-17
<b>@#11 Auburn</b>	Burks/Cunningham/Webb/White	Lost	REC	FG	TD	3:21	White	Black	Black	L 23-16
<b>@Missouri</b>										
<b>Ole Miss</b>										
<b>Tennessee</b>										

Ranking is indicative of AP poll ranking when game was played



**ZACH THE TACKLER**

Zach Cunningham has picked up where he left off the 2015 season, as a tackling machine.

The junior led the Commodores with 12 tackles in the season opener to register his fifth straight game with at least 10 tackles dating back to last season when he made a team-best 103 stops.

He followed up with 10 more tackles against Middle Tennessee to extend the streak to six games and push his total to 80 tackles over his last nine games.

He finally saw his streak of double digit tackle games come to an end with seven solo stops at Georgia Tech.

**DEFENSIVE PLAYER OF THE WEEK**  
**WEEK 7 - GEORGIA**

- SOUTHEASTERN CONFERENCE
- WALTER CAMP FOUNDATION
- FWAA / NAGURSKI TROPHY
- MAXWELL / BEDNARIK AWARD

**TACKLING MACHINE**

OPP	U-A-T	TFL
@SC	9-3-12	4.0
MIZ	3-0-3	0.0
@HOU	7-2-9	2.5
@UF	5-5-10	1.0
UK	5-5-10	0.0
TAMU	10-4-14	3.0
@TENN	10-0-10	0.0
SC	6-6-12	3.0
MT	5-5-10	1.5
@GT	7-0-7	1.0
@WKU	4-5-9	1.5
UF	5-9-14	1.5
@UK	7-3-10	2.0
@UGA	6-13-19	2.5
TSU	1-3-4	0.5
@AU	6-3-9	0.0
<b>TOTALS</b>	<b>86-66-152</b>	<b>24.0</b>

Cunningham totaled nine stops in the win at Western Kentucky and 1.5 tackles for loss. He notched another double digit tackle game with 14 stops against Florida, finishing one tackle shy of his career-best. The junior recorded 10 tackles at Kentucky for his fourth game this season with at least 10 tackles. He posted a career-high 19 tackles in the Dore's win at Georgia and 2.5 tackles for loss, earning Walter Camp Defensive Player of the Week honors. He filled the stat sheet in the game at Auburn making nine tackles, recovering a fumble and blocking a field goal an amazing play.

Through nine games he leads the league in tackles with 94 and is second in tackles for loss with 13.5.

The Pinson, Ala. native finished 2015 in a flurry, racking up 10 tackles against Florida and Kentucky, 14 against Texas A&M and 10 solo tackles against Tennessee.

Sports Illustrated's Chris Burke pegged Cunningham as the 23rd overall pick to the Pittsburgh Steelers next spring in his initial NFL mock draft.

Cunningham has also been named as one of 12 semifinalists for the 32nd annual Butkus Award, given yearly to the nation's best linebacker. He is one of five linebackers from the Southeastern Conference to make the list along with Alabama's Ryan Anderson and Reuben Foster, LSU's Kendall Beckwith and Florida's Jarrad Davis.

The Bednarik Award has also named Cunningham one of its 18 semifinalists. He is one of nine players from the SEC to make the cut for the award that goes to the nation's best defensive player.



**VANDERBILT'S RECORD WHEN...**

home.....	2-2
road.....	2-3
day games.....	3-4
night games.....	1-1
overtime.....	1-0
VU scores on 1st possession.....	3-2
Opp. scores on 1st possession.....	2-3
VU scores first.....	2-2
Opp. scores first.....	2-3
VU leads after 1st quarter.....	1-1
Opp. leads after 1st quarter.....	3-3
Tied after 1st quarter.....	0-1
VU leads at halftime.....	3-2
Opp. leads at halftime.....	1-3
Tied at halftime.....	0-0
VU leads after 3rd quarter.....	2-1
Opp. leads after 3rd quarter.....	1-4
Tied after 3rd quarter.....	1-0
VU has more total yards.....	1-1
Opp. has more total yards.....	3-4
VU has more rushing yards.....	2-2
Opp. has more rushing yards.....	2-3
VU has more passing yards.....	0-2
Opp. has more passing yards.....	4-3
VU has more turnovers.....	0-1
Opp. has more turnovers.....	3-2
Teams have equal turnovers.....	1-2
VU forces 1+ turnovers.....	3-5
VU has more penalties.....	0-3
Opp. has more penalties.....	4-1
Teams have equal penalties.....	0-1
VU has more time of possession.....	3-4
Opp. has more time of possession.....	1-1
VU has 100-yard rusher.....	2-2
Opp. has 100-yard rusher.....	1-1
VU has 300-yard passer.....	0-0
Opp. has 300-yard passer.....	2-0
VU has 100-yard receiver.....	0-0
Opp. has 100-yard receiver.....	3-1
VU scores less than 20 points.....	1-5
Opp. scores less than 20 points.....	2-2
VU scores 20+ points.....	3-0
Opp. scores 20+ points.....	2-3
VU scores 30+ points.....	3-0
Opp. scores 30+ points.....	1-1
Playing on grass.....	1-2
Playing on turf.....	3-3
VU defense scores.....	0-1
Opp. defense scores.....	0-0
VU scores special teams TD.....	0-0
Opp. scores special teams TD.....	0-0
vs. AP Top 5.....	0-0
vs. AP Top 10.....	0-0
vs. AP Top 15.....	0-1
vs. AP Top 25.....	0-1
VU rushes for 100+ yards.....	2-4
Opp. rushes for 100+ yards.....	1-5
VU rushes for 200+ yards.....	2-0
Opp. rushes for 200+ yards.....	0-4
VU passes for 200+ yards.....	1-1
Opp. passes for 200+ yards.....	4-1
VU passes for 250+ yards.....	1-0
Opp. passes for 250+ yards.....	4-0
VU passes for 300+ yards.....	0-0
Opp. passes for 300+ yards.....	2-0
VU totals less than 300 yards total offense.....	1-4
Opp. totals less than 300 yards total offense.....	0-1
VU totals 300+ yards total offense.....	3-1
Opp. totals 300+ yards total offense.....	4-4



### POINTS EARLY

Vanderbilt enters the weekend having scored on the team's opening drive in three straight games.

The Commodores drove 41 yards and a used a career-long, 52-yard field goal from Tommy Openshaw to keep the streak alive at Auburn.

Khari Blasingame's first of three touch-downs against Tennessee State capped the Dores' opening drive on homecoming to cap a 73-yard drive.

Ralph Webb's one-yard run at Georgia finished off a short drive that was set up by Darrius Sims' season-best, 95-yard kickoff return.

Vanderbilt has taken the team's opening possession down the field for points five times this season and is 3-2 in those games, beating Middle Tennessee, Georgia and Tennessee State.

The Vandy defense has allowed touch-downs on opponents' first drives five times this season.

The Commodores have also made the right halftime adjustments, scoring 10 points on the team's opening drive of the second half over the last three games.

### STAYING ON THE FIELD

For the second straight Saturday the Vanderbilt offense stayed on the field and sustained drives without any three-and-out possessions.

The consistency at Auburn extend the team's streak to 20 straight drives without a three-and-out possession.

The Commodores have their execution on third down to thank for the streak, going 11-for-23 (47.8%) including 7-for-16 last week against the Tigers.

### SHURMUR ON TARGET

Kyle Shurmur has been sharp over the last four games for the Commodores.

The sophomore is 63-for-106 (59.4%) for 614 yards and two touchdowns. He posted one of his best games to date last week at Auburn completing a career-high 24 passes on a career-high 35 pass attempts. The QB has hooked up with TE Jared Pinkney each of the last two weeks for touchdowns.

### SHARP SHURMUR

OPP	COMP/ATT	YDS	TDS
at Kentucky	17/29	141	0
at Georgia	7/18	109	0
Tenn. State	15/23	143	1
at Auburn	24/36	221	1

### SPECIAL SPECIAL TEAMS

The Commodores notched a trio of special plays on special teams in the game at Auburn last week with Zach Cunningham's spectacular blocked field goal late in the game going down as the first blocked kick for VU since Nifae Lealao blocked one last year against Ole Miss.

Tommy Openshaw's three field goal game was his first of the year and first since that same Ole Miss game. His career-best, 52-yard field goal was Vanderbilt's longest field goal since 2013 when Carey Spear connected on a 54-yarder against South Carolina.

Freshman punter Sam Loy handled the kickoff duties for the first time this season while also punting three times.

### ROCKING THE RED ZONE

The Commodores continue to be red-hot in the red zone, converting both trips inside the 20-yard line at Auburn.

The Dores enter the weekend 27-for-28 in the red zone with 19 touchdowns to lead the SEC and rank second nationally with a 96.4% conversion rate. The ground game has provided 15 of those red zone scores.

Vandy's defense has also stiffened inside the 20-yard line allowing only a 74.2% conversion rate to rank fifth in the league and 22nd in the nation. The Commodores have only allowed 16 red zone scores this year with 10 TDs coming via the run-game.

### EFFICIENT ZONE

Top 5 offenses in red zone nationally

TEAM	RZ ATT	RUSH TDS	PASS TDS	FGS
BYU	34	16	5	12
Vanderbilt	28	15	4	8
W. Michigan	42	23	11	6
Florida State	40	18	10	10
Georgia State	19	6	6	6

### PROTECTING THE ROCK

Vanderbilt has protected the ball through the team's first nine games, committing a league-low eight turnovers.

The Commodores' +6 turnover margin is the second-best in the SEC and would be the best for the team since 2013 when the team finished with a +7 turnover margin.

Through nine games last year the Dores had committed 21 turnovers while forcing just 14 turnovers.

### NOTES FROM LAST WEEK

- Tommy Openshaw's 52-yard field goal on the Commodores' opening drive set a new career-best and is the longest field goal for Vandy since Carey Spear kicked a 54-yarder against South Carolina in 2013. Openshaw's boot is tied for the seventh-longest FG in school history.
- LaDarius Wiley forced his second fumble in as many games with a force in the first quarter.
- Zach Cunningham recovered his second fumble of the season in the first quarter and his fifth career recovery.
- Jared Pinkney hauled in his second career TD catch in the second quarter with an eight-yard grab. He has TD catches in two straight games.
- Jordan Griffin recorded a career-best four tackles in the first half.
- Kyle Shurmur connected with nine different receivers in the first half and 10 total for the game.
- Openshaw connected on a 34-yard field goal near the end of the first half to give him 30 made field goals in his career and three games this season with two field goals.
- Shurmur completed a career-high 24 passes in the game going 24-for-36 for 221 yards.
- Duncan led the way among all receivers in the game with seven catches and 79 yards, matching a career-best for receptions.
- Caleb Scott caught four passes for 70 yards, both season-highs.
- Openshaw's 52-yard field goal gave Vanderbilt points on the team's opening drive for the third straight week.
- The Commodores' TD drive in the second quarter covered 66 yards giving VU 14 TD drives of 60+ yards.
- Vanderbilt went a perfect 2-for-2 in the red zone and is now 27-for-28 this year.
- The Commodores had 221 yards passing and for the first time this season had more passing yards than their opponent.
- Vanderbilt has forced at least one turnover in eight of the team's nine games this season.
- Vanderbilt held Auburn's offense to 386 yards total in the game, over 100 yards below the team's average and 12 points under their season scoring average.



**HOLDEN EARNS COSIDA ACADEMIC HONOR**

Senior offensive tackle Will Holden is under consideration for national Academic All-America honors after being selected Thursday to the College Sports Information Directors of America (CoSIDA) Academic All-District Team.

The recognition puts Holden, a three-year starter from Green Cove Springs, Fla., in position to become Vanderbilt's first national Academic All-America since linebacker Hunter Hillenmeyer was selected in 2002. Sports information directors across the nation will vote on the national ballot in late November.

Holden also becomes the first Commodore district All-America recipient since punter Taylor Hudson and fullback Fitz Lassing were selected in 2013.

**DEREK MASON: HEAD COACH & DEFENSIVE COORDINATOR**

Head coach Derek Mason is on a very short list of head coaches that also serve as their own offensive or defensive coordinators in college football.

Mason and San Diego State head coach Rocky Long are the only two head coaches in the country that run both the team and the defense. Mason and Long are two of eight college head coaches to serve as both head coach and coordinator joining head coaches that run the other side of the ball with Georgia Tech's Paul Johnson, Massachusetts' Mark Whipple, New Mexico State's Doug Martin, Washington State's Mike Leach, Kansas' David Beaty and Tulsa's Philip Montgomery running their respective teams' offenses.

Mason, Beaty, Johnson and Leach are the only ones to pull double duty at the Power 5 level. Mason and Johnson will squared off against each other

**HEAD COACH/COORDINATOR**

**HEAD COACH**

David Beaty  
Paul Johnson  
Mike Leach  
\*Rocky Long  
Doug Martin  
\*Derek Mason  
Philip Montgomery  
Mark Whipple

**SCHOOL**

Kansas  
Georgia Tech  
Washington State  
San Diego State  
New Mexico State  
**Vanderbilt**  
Tulsa  
Massachusetts

\* - head coach and defensive coordinator

on September 17 in Atlanta when the Commodores traveled to Atlanta to take on Johnson's Yellow Jackets.

**YOUNGEST COACHING STAFFS IN POWER 5**

TEAM	CONF	AVG. AGE
1. Syracuse	ACC	39.0
2. Miami	ACC	39.1
3. Washington St.	P12	39.4
4. Louisville	ACC	39.5
5. Duke	ACC	39.6
6. Iowa State	B12	40.0
7. Rutgers	B10	40.4
Texas Tech	B12	40.4
West Virginia	B12	40.4
10. Washington	P12	40.7
11. Stanford	P12	41.4
NC State	ACC	41.4
13. Arizona	P12	41.6
<b>Vanderbilt</b>	<b>SEC</b>	<b>41.6</b>
Penn State	B10	41.6

**VANDERBILT COACHES YOUNGEST IN SEC**

Vanderbilt's coaching staff has skewed much younger this year under Derek Mason in his third season. During the offseason, Mason hired former Vanderbilt All-SEC LB and 27-year-old Chris Marve to coach the team's linebackers and former Oklahoma DL and 34-year-old C.J. Ah You to coach the Commodores' defensive line. Adding Marve and Ah You to the coaching staff dropped the Dores' average age on the coaching staff to 41.6. Mason's staff is the youngest staff in the Southeastern Conference, narrowly in front of South Carolina's new coaching staff. Marve and Ah You join Marc Mattioli (29), Cortez Hankton (35) and new offensive line coach Cameron Norcross (39) as VU coaches to begin the season under 40-years-old.

The SEC by average age (44.5) is the second-youngest league among the Power 5 conferences led by the Atlantic Coast Conference with an average coach age of 43.9. The SEC is in front of the Pac-12 (44.7), Big 12 (44.7) and the Big 10 (45.1).

**IRON WEBB**

Junior Ralph Webb has been a workhorse for the Commodores in his two-plus years of action on West End. The Gainesville, Fla. native has started all 33 games of his career and enters the season with the most career starts on

the VU roster.

Webb has also carried the rock for the Dores, racking up a school-record 676 carries in his time on West End, including a single-season, school-record 277 last year.

On the other side of the ball, senior Adam Butler has the most career starts with 32. Will Holden holds the second-most career starts behind Webb on offense with 31.

**JELKS, STANKAVAGE SIDELINED FOR SEASON**

OL Andrew Jelks and QB Shawn Stankavage will be sidelined for the 2016 season with injuries. It's the second straight season missed for Jelks due to injury and second in the last three years for Stankavage.

Jelks has started 22 games in his career but has not played since 2014.

**VU 2017 SCHEDULE HAS SEVEN HOME GAMES**

Vanderbilt is set to host seven home games in 2017.

Despite opening on the road at Middle Tennessee, the Commodores will play their most home games at Vanderbilt Stadium since 2014.

The Dores welcome Alabama to West End for the first time since 2007 and match up with the Tide for the first time since 2011.

Vandy continues its series with local teams Middle Tennessee and Western Kentucky and begin a series with Kansas State. The Commodores and Wildcats last played in 1984, when VU opened the season with a 26-14 win over KSU.

**2017 VANDERBILT SCHEDULE**

Date	Opponent
Sept. 2	at Middle Tennessee
Sept. 9	Alabama A&M
Sept. 16	Kansas State
Sept. 23	Alabama
Sept. 30	at Florida
Oct. 7	Georgia
Oct. 14	at Ole Miss
Oct. 28	at South Carolina
Nov. 4	Western Kentucky
Nov. 11	Kentucky
Nov. 18	Missouri
Nov. 25	at Tennessee



# HEAD COACH DEREK MASON

Age: 47

Alma Mater: Northern Arizona (playing career 1989-92)

Degrees: Bachelor's, Criminal Justice, NAU 1993

Family: Wife, LeighAnne; daughters, Makenzie & Sydney

Twitter: @CoachDerekMason



## VANDERBILT – 2014-16 (Head Coach)

Introduced Jan. 17, 2014 as the 28th head coach in Commodore history... Notched first career victory as head coach in dramatic style, guiding team to 34-31 win over UMass on Sept. 13... Directing one of nation's youngest teams, with 31 true or redshirt freshmen seeing action... At conclusion of 2014 season, took over Vanderbilt defensive coordinator responsibilities... Earned first road win at MTSU in October 2015... Earned first SEC victory Oct. 24, 2015 with 10-3 win over Missouri... Earned second SEC win over Kentucky (21-17, Nov. 14).

## STANFORD – 2013 (Willie Shaw Director of Defense)

Promoted to position of Willie Shaw Director of Defense, Mason guides one of the nation's top defenses as The Cardinal goes 10-3 overall, wins Pac-12 crown and plays in second straight Rose Bowl... Stanford finishes year ranked No. 10 on strength of four victories over ranked opponents... The defense ranks third in NCAA in rushing defense, 10th in scoring defense and 16th in total defense... Unit again ranks among Pac-12's best in numerous defensive categories... For second straight year, Mason's defense limits powerful Oregon spread offense, holding Ducks scoreless for first three quarters in eventual 26-20 Stanford victory... Three of Mason's standouts – LB Trent Murphy, LB Shayne Shov and DB Ed Reynolds – garner postseason All-America recognition.

## STANFORD – 2011-12 (associate head coach/defensive coordinator)

Finalist for 2012 Broyles Award as nation's outstanding assistant coach... Stanford goes 23-4 overall in Mason's first two years as coordinator, wins 2012 Pac-12 title, captures 2012 Rose Bowl over Wisconsin, and plays in the 2011 BCS Fiesta Bowl... Mason's 3-4 attacking defense ranked among the NCAA leaders in both seasons... In 2012, the Cardinal defense topped the nation with 57 quarterback sacks, ranked second in tackles for loss, fifth in rushing defense and 11th in scoring defense... Stanford also paced the Pac-12 in scoring defense, total defense, rushing defense and sacks... The 2012 defense also held eight opponents under 100 rushing yards and limited high-powered Oregon to just 14 points in an overtime win... In 2011 the Cardinal was third in the NCAA in rushing defense, sixth in 3rd-down efficiency and 11th in quarterback sacks, and finished among the Pac-12 leaders in scoring defense, total defense, rushing defense, sacks and opponent first downs.

## STANFORD – 2010 (defensive backs coach)

Hired by Cardinal head coach Jim Harbaugh... Helped change Stanford into a tough-minded, attacking defense... Unit was key to arguably Stanford's best year of modern era – a 12-1 overall record capped by 40-12 victory over Virginia Tech in the Orange Bowl... The 2010 Cardinal secondary was one of the great turnaround stories in college football as Stanford ranked high nationally in interceptions and pass defense... That unit included three eventual NFL players, including All-Pro cornerback Richard Sherman from the World Champion Seahawks.

## MINNESOTA VIKINGS/NFL – 2007-09 (assistant defensive backs coach)

Served as an assistant defensive backs coach for the Minnesota Vikings from 2007 to 2009, playing a vital role in the team ranking sixth in total defense in 2008 and 2009 as the Vikings won NFC North titles each season.

## OHIO – 2005-06 (wide receivers)

Hired by former Nebraska head coach Frank Solich, Mason coached Ohio receivers for two years, helping the Bobcats improve from 4-7 in 2005 to a 9-5 campaign in 2006 that ended with a GMAC Bowl appearance.

## NEW MEXICO STATE – 2004 (wide receivers)

In lone season at New Mexico State, the Aggie offense with Mason mentoring wide receivers corps topped the Sun Belt Conference in numerous passing categories.

## SAINT MARY'S – 2003 (co-defensive coordinator/assistant head coach)

First coordinator responsibilities came in only season at St. Mary's, member of NCAA I-AA Independent League.

## UTAH – 2002 (wide receivers/special teams assistant coach)

Hired by Ron McBride, Mason tutored WR Paris Warren, an eventual 7th round draft pick, in his only year at Utah. The 2002 Utes offense featured young QB Alex Smith, the eventual 2005 No. 1 NFL draft pick.

## BUCKNELL – 1999-2001 (defensive backs)

Secondary coach for three straight winning Bison squads... Coached two Bucknell defensive backs to All-Patriot League recognition... Bison defensive staff was directed by current Vanderbilt coordinator David Kotulski.

## IDAHO STATE – 1997-98 (running backs)

Mason coached Idaho State running backs for two years under head coach Tom Walsh.

## WEBER STATE – 1995-96 (wide receivers)

Mason worked with Weber State receivers, including Pokey Eckford, who earned All-America honors in 1995 after catching 77 passes for 1,074 yards and six TDs.

## MESA (ARIZ.) COMMUNITY COLLEGE – 1994 (wide receivers)

Mason entered collegiate coaching as a receivers coach with community college located in San Diego.

## NFL MINORITY COACHING FELLOWSHIP PROGRAM

Mason spent time with the St. Louis Rams in 1996, New York Giants and Oakland Raiders through the Minority Coaching Fellowship Program. Philadelphia in 1999 and Minnesota in 2008.

## MASON AT THE HELM

	2016	Career
Overall	4-5	11-22
Home	2-2	8-9
Road	2-3	3-12
SEC	1-4	3-18
Overtime	1-0	1-0
Grass	1-2	1-8
Turf	3-3	10-14
vs. AP Top 5	0-0	0-2
vs. AP Top 10	0-0	0-1
vs. AP Top 15	0-1	0-5
vs. AP Top 25	0-1	0-2
Leading after 1Q	1-1	4-2
Trailing after 1Q	3-3	4-17
Tied after 1Q	0-1	3-3
Leading at half	3-2	8-5
Trailing at half	1-3	3-17
Tied at half	0-0	0-0
Leading after 3Q	2-1	7-2
Trailing after 3Q	1-4	3-20
Tied after 3Q	1-0	1-0
Scoring first	2-2	6-6
Opp. scoring first	2-3	5-16
Scoring 20+ points	3-0	8-2
Allowing 20+ points	2-3	3-17
Scoring 30+ points	3-0	6-1
Allowing 30+ points	1-1	2-10
Decided by 3 points or less	2-1	4-3
Decided by 10 points or less	1-5	4-9
Rush for <100 yards	1-1	1-6
Rush for 100+ yards	3-4	8-15
Rush for 200+ yards	2-0	4-1
Pass for <200 yards	3-4	8-15
Pass for 200+ yards	0-1	0-6
Pass for 250+ yards	1-0	2-1
Pass for 300+ yards	0-0	1-0
Total 300+ yards offense	3-0	9-8
Opp. rush for <100 yards	2-1	7-3
Opp. pass for <200 yards	0-4	4-9
Opp. total <300 yards	0-0	2-3
Win turnover margin	3-2	4-4
Lose turnover margin	0-1	3-13

## COACHING STAFF

### On the Field

- Jeff Genyk, Special Teams Coord./RBs
- C.J. Ah You, Defensive Line
- Gerry Gdowski, Quarterbacks
- Cortez Hankton, Wide Receivers
- Chris Marve, Inside Linebackers
- Marc Mattioli, Secondary
- Cameron Norcross, Offensive Line

### In the Booth

- Andy Ludwig, Offensive Coord./TEs
- Osia Lewis, Sr. Defensive Asst./OLB



## COMMODORES IN THE LEAGUE

*Notes from games of Week 8 of NFL season*

**Jay Cutler (2002-05) // Chicago** // After a five game absence due to a thumb injury, Cutler returned to the field to spark the Bears to a 20-10 victory over the division-rival Minnesota Vikings. The Vikings defense entered the game having forced the most turnovers in the NFL, but Cutler and the Bears took care of the ball and finished the game without committing a single turnover. Cutler completed 20 of 31 passes for 252 yards and a touchdown.

**Andre Hal (2010-13) // Houston** // Hal has helped propel the Houston Texans to first place in the AFC South and has started every game for the Texans this season at free safety. In week 7, Hal contributed three tackles as Houston topped Lions 20-13.

**Casey Hayward (2008-11) // San Diego** // Hayward continued his superb play, taking an interception 24 yards for a score in San Diego's 27-19 loss at Denver. Hayward shares the NFL lead with four interceptions.

**Wesley Johnson (2010-13) // New York Jets** // Johnson played extremely well after earning a starting assignment at center in the Jets' 31-28 comeback win at Cleveland on Oct. 30.

**Jordan Matthews (2010-13) // Philadelphia** // Matthews led the Eagles receiving corps with 11 catches and 68 receiving yards, including a 5-yard TD reception, in a 29-23 overtime loss at Dallas. Matthews leads the Eagles with 36 receptions, 419 receiving yards and three TD catches.

**Spencer Pulley (2011-15) // San Diego** // After earning a spot on the active roster as an undrafted free agent, Pulley has played in every game for the Chargers and has received significant snaps on both offense and special teams. The Chargers dropped a 27-19 decision at Denver on Oct. 30.

**Steven Scheu (2012-15) // Denver** // Scheu signed Oct. 18 to the Denver practice squad. He originally was an undrafted free agent with New England.

**Ryan Seymour (2008-12) // Dallas** // Seymour was signed to the Dallas Cowboys practice squad on Oct. 11. Seymour is now in his fourth year in the NFL and spent time last season on the 53-man roster for the New Orleans Saints.

**Stephen Weatherly (2012-15) // Minnesota** // Signed to the Vikings' practice squad.

**Andrew Williamson (2012-15) // Indianapolis** // Signed with the Indianapolis Colts as an undrafted free agent. Placed on injured reserved in preseason.

### SON OF A...

Four Commodores are sons of former NFL players.

Torey Agee is the son of Tommy Agee, who played at Auburn as Bo Jackson's lead blocker before leading Emmitt Smith for the Cowboys.

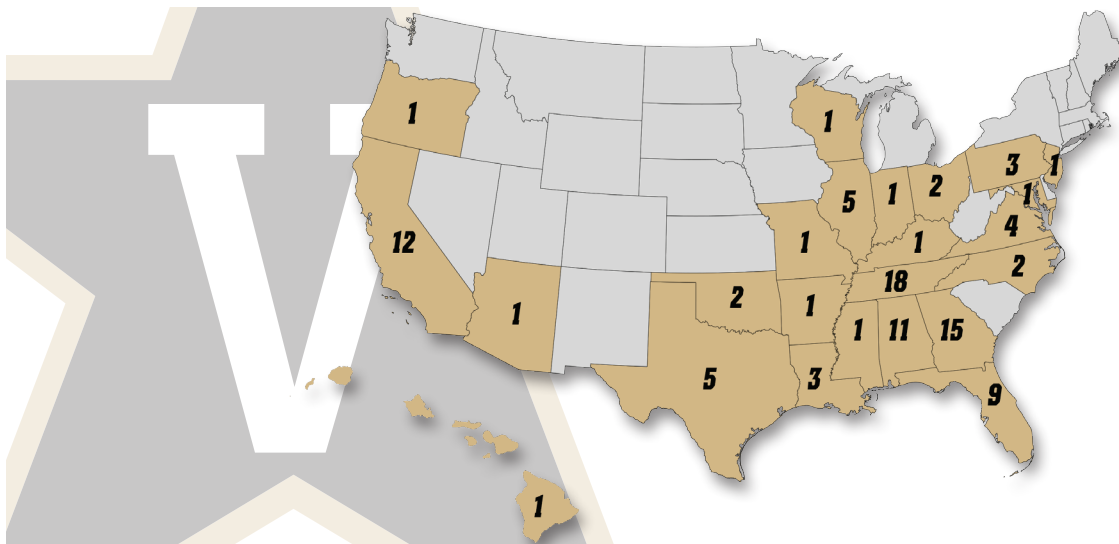
Jaire George is the son of former Titans legend and Heisman Trophy winner Eddie George.

Caleb Scott is the son of former Commodore great and NFL WR Chuck Scott, who played for Los Angeles and Dallas.

Landon Stokes is the son of former DE Fred Stokes is played for Los Angeles, Washington and New Orleans.

### BLACK & GOLD AMERICA

Vanderbilt's 2016 roster is comprised of 103 athletes from 24 states from coast-to-coast and beyond. Tennessee leads all states with 18 Commodores calling the Volunteer State home. Georgia is next on the list with 15 Doers hailing from the state. South Carolina is the only state in the Southeastern Conference footprint that is not represented on the Vandy roster. An amazing 12 Commodores call California home with nine coming from Florida, and five from Texas and Illinois respectively. Sean Auwae-McMoore wins the prize for coming the farthest to be a part of the program, traveling over 4200 miles to wear the Black & Gold.





## NATIONAL RANKINGS

### AP Top 25

Week 11 - Nov. 6

	Record	Points	Prev
1. Alabama (60)	9-0	1524	1
2. Michigan (1)	9-0	1432	2
3. Clemson	9-0	1408	3
4. Washington	9-0	1364	4
5. Louisville	8-1	1255	5
6. Ohio State	8-1	1245	6
7. Wisconsin	7-2	1159	6
8. Auburn	7-2	1081	11
9. Oklahoma	7-2	996	12
10. Texas A&M	7-2	820	7
11. West Virginia	7-1	805	14
12. Penn State	7-2	752	20
13. Utah	7-2	686	16
14. Western Michigan	9-0	583	17
15. North Carolina	7-2	559	18
16. Colorado	7-2	550	21
17. Oklahoma State	7-2	516	22
18. Virginia Tech	7-2	479	23
19. LSU	5-3	454	15
20. Florida State	6-3	450	19
21. Nebraska	7-2	434	9
22. Florida	6-2	390	10
23. Washington State	7-2	305	25
24. Boise State	8-1	226	24
25. Baylor	6-2	90	13

Dropped out:

Others receiving votes: USC 76, Arkansas 74, San Diego State 38, Troy 28, Houston 25, Tennessee 9, Tulsa 3, South Florida 3, Minnesota 2, Navy 2, Wyoming 2

### Amway Coaches Poll

Week 11 - Nov. 6

	Record	Points	Prev
1. Alabama (62)	9-0	1598	1
2. Clemson (2)	9-0	1497	3
3. Michigan	9-0	1493	2
4. Washington	9-0	1422	4
5. Ohio State	8-1	1316	6
6. Louisville	8-1	1307	5
7. Wisconsin	7-2	1191	8
8. Auburn	7-2	1075	12
9. Oklahoma	7-2	1068	11
10. West Virginia	7-1	877	15
11. Texas A&M	7-2	801	7
12. Utah	7-2	788	16
13. North Carolina	7-2	695	17
14. Penn State	7-2	667	23
15. Colorado	7-2	627	20
16. Florida	6-2	486	9
17. Oklahoma State	7-2	483	22
18. Florida State	6-3	482	19
19. LSU	5-3	479	14
20. Nebraska	7-2	476	10
21. Western Michigan	9-0	467	18
22. Virginia Tech	7-2	466	21
23. Washington State	7-2	331	25
24. Boise State	8-1	211	24
25. Baylor	6-2	161	13

Dropped out:

Others receiving votes: USC 79, San Diego State 58, Arkansas 53, Houston 49, South Florida 28, Wyoming 20, Navy 12, Tennessee 12, Tulsa 9, Troy 6, Appalachian State 5, Minnesota 2, Stanford 2, Louisiana Tech 1

## FIVE NEW COACHES ON STAFF FOR 2016

Heading into his third season at Vanderbilt head coach Derek Mason has just one original member of his coaching staff in Gerry Gdowski remaining on the staff. But Gdowski has a new role for the 2016 campaign as the former Nebraska QB now coaches the Commodores' QBs. Former QBs coach and offensive coordinator Andy Ludwig traded spots with Gdowski and now coaches the Dores' tight ends.

Five new coaches have joined the staff in veteran coaches Jeff Genyk, Osia Lewis and Cameron Norcross along with young coaches C.J. Ah You and Chris Marve rounding out Mason's staff.

Genyk brings head coaching experience to the table, having served as the head coach at Eastern Michigan 2004-08. He also has stops as an assistant at Northwestern, California, Nevada and Wisconsin. He joins VU from Northwestern, where he served as a quality control for the Wildcats. For the Dores, Genyk serves as the teams special teams coordinator and running backs coach.

Norcross coached in the Mountain West Conference for 15 years prior to his move to West End, coaching for 11 years at his alma mater, Nevada, and four years at Fresno State most recently. He helped the Bulldogs to an 11-2 season in 2013 and helped Nevada head coach Chris Ault develop an innovative offense for the Wolfpack.

Ah You joins the Commodores from Oklahoma, where he played for Bob Stoops prior to an NFL career. Back with the Sooners, Ah You served as a defensive quality control assistant working with the team's defensive line. He was a seventh round pick of the Buffalo Bills in 2007 but played six seasons with St. Louis, ending his career after the 2012 season.

Marve is no stranger to Vanderbilt having earned All-SEC honors with the Commodores as a LB in 2010 and 2011. Marve led the Dores in tackles in 2009 and 2011, including a remarkable 121 total tackles in 2009 which made him the last Dore to surpass 100 tackles in a season until Zach Cunningham did it last year with 103 tackles. The Memphis, Tenn. native owns three degrees from Vanderbilt.

## CUNNINGHAM, WEBB ON PRESEASON WATCH LISTS

Zach Cunningham and Ralph Webb enter their junior seasons with numerous accolades, including being named to a pair of awards watch lists.



Cunningham is on the Bednarik Award watch list after a stellar 2015 that saw him earn first team All-SEC honors. The Bednarik Award is given annually to the nation's best defensive player.

Webb finds himself on the Doak Walker Award watch list. The Gainesville, Fla. native became just the fifth Commodore to eclipse the 1,000-yard mark last season, rushing for 1,152 yards. The Doak Walker Award is awarded annually to college football's top running back.



## BURKS NAMED TO GOOD WORKS TEAM

Oren Burks has been named to the Allstate/AFCA Good Works Team for his accomplishments on and off the field.

As a student, Burks has become a key leader on the Vanderbilt campus. He has been elected president of Vanderbilt's Student-Athlete Advisory Committee (SAAC) for the 2016-17 calendar year after serving as a Commodore football representative in last year.

He is a co-founder of the Revitalizing & Empowering Vanderbilt's African-American Male Population (REVAMP) student organization in 2015, and helped coordinate a series of on-campus lectures and activities during the school year. REVAMP was recognized as the university's top new student organization last spring.





**THREE COMMODORES EARN PRESEASON ALL-SEC NOD**

A trio of Commodores earned preseason recognition from the league’s coaches last week when LB Zach Cunningham and RB Ralph Webb were tabbed second team All-SEC and LB/S Oren Burks was tabbed as a third team member.

Cunningham is coming off a first team All-SEC season as a sophomore last year when he led the Commodores in tackles (103), tackles for loss (16.5) and sacks (4.5).



Cunningham, Webb & Burks

Webb enters his junior season needing 1,085 yards to break

Zac Stacy’s all-time rushing record. Webb rushed for 1,152 yards as a sophomore last season - the most ever by a sophomore at Vanderbilt - on a school record 277 carries. Webb holds the record for rushing yards for sophomores and freshmen (907). Stacy holds the record for rushing yards for a junior with 1,193, which is also the school single-season record.

Burks moves into the Vanderbilt defense’s new star position this year after posting a solid sophomore season in 2015. He made a career-high 58 tackles and led the Commodores with three interceptions.

The nod from the league’s coaches adds to the media voting Cunningham and Webb to their All-SEC second team at SEC Media Days in July.

**WELCOME TO POLY-VILLE**

The Vandy roster features an island-like feel to it in 2016 with three players coming from Polynesian descent.

Junior Nifae Lealao is the elder statesman of the trio and has been joined by freshmen Josiah Sa’o and Sean Auwae-McMoore. Sa’o plays alongside Lealao on the defensive line with Auwae-McMoore on the offensive line. Auwae-McMoore calls Hawaii home while Lealao and Sa’o both call California home.

Vanderbilt’s soccer team joined the Polynesian party, adding freshman Taiana Tolleson to the growing ‘ohana’ (family) at Vanderbilt.

Even with four Polynesians in athletics on West End, the most famous Polynesian in Nashville remains Heisman Trophy winner and Tennessee Titans QB Marcus Mariota.

**LIKE FATHER, LIKE SON**

WR Caleb Scott and DB Donovan Sheffield are second-generation Commodores. Both following their dad’s collegiate path through Vanderbilt

Scott is the son of former Commodore TE Chuck Scott (1981-84). Scott’s dad was a 1983 All-America and two-time All-SEC pick who still ranks T-3rd all-time among Commodores with 20 TD catches, sixth in receiving yards (2,219), and seventh in receptions (145).

Caleb Scott produced his best season at VU last year, catching 24 passes for 339 yards and two TDs.

Sheffield is the son of DB Robert Sheffield (1993-95). Sheffield’s dad was a three-year letterwinner at cornerback from 1993-95.

Donavan Sheffield played in six games as a freshman in 2015, making five tackles, including two for loss.

**MASON CREATES PLAYER PERSONNEL DEPT.**

Head Coach Derek Mason unveiled the program’s new player personnel department in early July with an impressive five-member team to be directed by former University of Nebraska administrator and Nashville-area native Austen Everson.

In addition to Everson, who serves as Director of Player Personnel, Eric Lammers is the Director of Recruiting, and Corey Phillips and Donielle White are the Assistant Recruiting Coordinators. Andrea Poole Cain, a veteran staffer, serves as Director of Recruiting Relations.

**SEC STANDINGS**

**Eastern Division**

Team	OVR	SEC	Home	Road	Strk
Florida	6-2	4-2	4-0	1-2	L1
Kentucky	5-4	4-3	4-2	1-2	L1
Georgia	5-4	3-4	1-2	3-1	W1
S. Carolina	5-4	3-4	4-2	1-2	W3
Tennessee	6-3	2-3	4-1	1-2	W1
Vanderbilt	4-5	1-4	2-2	2-3	L1
Missouri	2-7	0-4	2-3	0-4	L5

**Western Division**

Team	OVR	SEC	Home	Road	Strk
Alabama	9-0	6-0	4-0	4-0	W9
Auburn	7-2	5-1	5-2	2-0	W6
Texas A&M	7-2	4-2	4-0	2-2	L1
LSU	5-3	3-2	5-1	0-1	L1
Arkansas	6-3	2-3	5-1	1-1	W1
Miss. St.	4-5	2-3	3-2	1-3	W2
Ole Miss	4-5	1-4	4-2	0-2	W1

**This Week in the SEC**

**Saturday, Nov. 12**

Mississippi State at Alabama | 11 a.m. | TBD  
 Kentucky at Tennessee | 11 a.m. | SECN  
 South Carolina at Florida | 11 a.m. | CBS  
 Auburn at Georgia | 2:30 p.m. | CBS  
 Vanderbilt at Missouri | 2:30 p.m. | SECN  
 LSU at Arkansas | 6 p.m. | ESPN  
 Ole Miss at Texas A&M | 6:30 p.m. | SECN

**Next Week in the SEC**

**Saturday, Nov. 19**

Chattanooga at Alabama | TBD | TBD  
 Alabama A&M at Auburn | TBD | TBD  
 La.-Lafayette at Georgia | TBD | TBD  
 Austin Peay at Kentucky | TBD | TBD  
 Arkansas at Mississippi State | TBD | TBD  
 Western Carolina at South Carolina | TBD | TBD  
 Missouri at Tennessee | TBD | TBD  
 Texas San Antonio at Texas A&M | TBD | TBD  
 Ole Miss at Vanderbilt | TBD | TBD  
 Florida at LSU | TBD | TBD

*All times Central*

**Vanderbilt Weekly Award Winners**

**Walter Camp Defensive Player of the Week**  
 Zach Cunningham - Week 7 - at Georgia  
**FWAA/Nagurski Defensive Player of the Week**  
 Zach Cunningham - Week 7 - at Georgia  
**Maxwell/Bednarik Defensive Player of the Week**  
 Zach Cunningham - Week 7 - at Georgia  
**SEC Defensive Player of the Week**  
 Zach Cunningham - Week 7 - at Georgia  
**SEC Special Teams Player of the Week**  
 Darrius Sims - Week 7 - at Georgia



GAME	FINAL SCORE	SCORE BY QUARTER				FIRST DOWNS				RUSHING			PASSING			OFFENSE		PUNTING	FUMBLES	PENALTY	THIRD	TOTAL	
		1	2	3	4	RU	PA	PN	TOT	ATT	YDS	TD	C-A-I	YDS	TD	ATT	YDS	NO-AVG	NO-LOST	NO-YDS	DOWNS	TOP	
SC	13	0	0	0	0	4	10	0	14	32	121	1	16-30-0	187	0	62	308	7-39.9	2-2	7-51	6/16	26:45	
<b>VU</b>	<b>10</b>	<b>3</b>	<b>7</b>	<b>0</b>	<b>0</b>	<b>9</b>	<b>4</b>	<b>1</b>	<b>14</b>	<b>42</b>	<b>169</b>	<b>1</b>	<b>8-23-0</b>	<b>73</b>	<b>0</b>	<b>65</b>	<b>242</b>	<b>8-37.1</b>	<b>1-0</b>	<b>5-33</b>	<b>4/15</b>	<b>33:15</b>	
MT	24	10	7	7	0	6	19	0	25	21	96	0	38-65-1	399	3	86	495	4-38.5	2-1	9-92	10/19	28:58	
<b>VU</b>	<b>47</b>	<b>5</b>	<b>28</b>	<b>0</b>	<b>14</b>	<b>12</b>	<b>6</b>	<b>2</b>	<b>20</b>	<b>45</b>	<b>231</b>	<b>5</b>	<b>15-28-0</b>	<b>113</b>	<b>1</b>	<b>73</b>	<b>344</b>	<b>5-39.4</b>	<b>2-1</b>	<b>4-40</b>	<b>4/12</b>	<b>31:02</b>	
<b>VU</b>	<b>7</b>	<b>7</b>	<b>0</b>	<b>0</b>	<b>0</b>	<b>4</b>	<b>12</b>	<b>1</b>	<b>17</b>	<b>30</b>	<b>85</b>	<b>0</b>	<b>20-31-1</b>	<b>190</b>	<b>1</b>	<b>61</b>	<b>275</b>	<b>8-40.1</b>	<b>0-0</b>	<b>5-45</b>	<b>4/13</b>	<b>30:28</b>	
GT	38	14	3	14	7	14	5	2	21	46	289	3	8-17-1	222	2	63	511	4-42.5	1-0	4-55	8/15	29:32	
<b>VU</b>	<b>31</b>	<b>0</b>	<b>7</b>	<b>7</b>	<b>10</b>	<b>7</b>	<b>5</b>	<b>10</b>	<b>4</b>	<b>19</b>	<b>42</b>	<b>110</b>	<b>3</b>	<b>18-29-1</b>	<b>279</b>	<b>1</b>	<b>71</b>	<b>389</b>	<b>6-32.7</b>	<b>1-0</b>	<b>5-51</b>	<b>8/16</b>	<b>32:23</b>
WKU	30	7	7	0	10	6	12	12	3	27	33	210	2	24-40-1	291	2	73	501	3-41.0	3-2	11-88	3/12	27:37
UF	13	0	10	0	3	6	7	2	15	35	92	1	19-28-0	144	0	63	236	7-51.9	1-1	4-45	6/15	27:05	
<b>VU</b>	<b>6</b>	<b>0</b>	<b>3</b>	<b>3</b>	<b>0</b>	<b>10</b>	<b>8</b>	<b>3</b>	<b>21</b>	<b>37</b>	<b>147</b>	<b>0</b>	<b>12-32-2</b>	<b>118</b>	<b>0</b>	<b>69</b>	<b>265</b>	<b>6-47.5</b>	<b>2-1</b>	<b>6-47</b>	<b>5/15</b>	<b>32:55</b>	
<b>VU</b>	<b>13</b>	<b>3</b>	<b>0</b>	<b>7</b>	<b>3</b>	<b>9</b>	<b>9</b>	<b>0</b>	<b>18</b>	<b>32</b>	<b>141</b>	<b>0</b>	<b>17-30-0</b>	<b>141</b>	<b>0</b>	<b>62</b>	<b>282</b>	<b>5-42.2</b>	<b>2-1</b>	<b>7-35</b>	<b>3/12</b>	<b>27:16</b>	
UK	20	7	10	0	3	18	2	0	20	52	258	2	10-24-1	49	0	76	307	5-36.2	1-1	5-42	4/15	32:44	
<b>VU</b>	<b>17</b>	<b>7</b>	<b>0</b>	<b>3</b>	<b>7</b>	<b>3</b>	<b>5</b>	<b>1</b>	<b>9</b>	<b>32</b>	<b>62</b>	<b>2</b>	<b>7-18-0</b>	<b>109</b>	<b>0</b>	<b>50</b>	<b>171</b>	<b>8-47.2</b>	<b>2-0</b>	<b>5-45</b>	<b>4/14</b>	<b>24:56</b>	
UGA	16	3	3	7	3	4	17	2	23	35	75	0	27-40-0	346	1	75	421	6-38.0	2-0	8-53	6/17	35:04	
TSU	17	14	3	0	0	19	7	10	2	23	125	0	19-30-1	285	2	53	410	3-39.3	3-1	9-63	2/7	26:55	
<b>VU</b>	<b>35</b>	<b>7</b>	<b>14</b>	<b>7</b>	<b>7</b>	<b>28</b>	<b>16</b>	<b>9</b>	<b>3</b>	<b>42</b>	<b>358</b>	<b>4</b>	<b>15-24-0</b>	<b>143</b>	<b>1</b>	<b>66</b>	<b>501</b>	<b>2-38.0</b>	<b>0-0</b>	<b>5-63</b>	<b>4/9</b>	<b>33:05</b>	
<b>VU</b>	<b>16</b>	<b>3</b>	<b>10</b>	<b>0</b>	<b>3</b>	<b>6</b>	<b>15</b>	<b>1</b>	<b>22</b>	<b>33</b>	<b>120</b>	<b>0</b>	<b>24-38-1</b>	<b>221</b>	<b>1</b>	<b>71</b>	<b>341</b>	<b>4-41.8</b>	<b>2-0</b>	<b>5-26</b>	<b>7/16</b>	<b>35:09</b>	
AU	23	7	3	10	3	11	4	1	16	45	271	1	12-17-0	115	1	62	386	2-46.5	2-1	5-56	4/12	24:51	
VU																							
MIZ																							
OM																							
VU																							
UT																							
VU																							

**Vanderbilt Long Plays**

YARDS	RUSH	PASS	KR	PR	TD
20-29	2	13	12	-	1
30-39	2	3	-	-	-
40-49	4	1	1	-	-
50-59	-	-	-	-	-
60-69	-	1	1	-	-
70-79	-	-	-	-	-
80-89	-	-	-	-	-
90-99	-	-	1	-	-
<b>TOTALS</b>	<b>8</b>	<b>18</b>	<b>15</b>	<b>0</b>	<b>1</b>

**Three-&-Out Drives**

	VANDERBILT THREE-&-OUTS/DRIVES	OPPONENT THREE-&-OUTS/DRIVES
S. Carolina	6/13 (46.2%)	4/13 (30.8%)
Middle Tenn.	3/15 (20.0%)	2/15 (13.3%)
at Georgia Tech	4/13 (30.7%)	2/12 (16.7%)
at Western Kentucky	3/13 (23.1%)	2/12 (16.7%)
Florida	1/11 (9.1%)	3/12 (25.0%)
at Kentucky	1/12 (8.3%)	3/13 (23.1%)
at Georgia	5/12 (41.7%)	3/12 (25.0%)
Tennessee State	0/10 (0%)	1/9 (11.1%)
at Auburn	0/10 (0%)	1/11 (9.1%)
at Missouri		
Ole Miss		
Tennessee		
	<b>23/109 (21.1%)</b>	<b>21/109 (19.3%)</b>

**Opponent Long Plays**

YARDS	RUSH	PASS	KR	PR	TD
20-29	12	11	5	1	2
30-39	1	4	3	-	-
40-49	-	-	1	-	-
50-59	-	-	-	-	-
60-69	1	1	-	-	1
70-79	-	1	-	-	1
80-89	-	1	-	-	1
90-99	-	1	-	-	1
<b>TOTALS</b>	<b>14</b>	<b>19</b>	<b>9</b>	<b>1</b>	<b>6</b>



### Vanderbilt Scoring Drives

OPP	PLAYS	YARDS	TIME	SCORING PLAY
SC	5	13	3:23	Openshaw 36-yd FG
SC	13	67	6:06	Blasingame 1-yd run
MT	4	-1	1:18	Openshaw 32-yd FG
MT	6	30	2:37	Blasingame 3-yd run
MT	3	7	0:50	Webb 1-yd run
MT	7	75	3:18	Webb 3-yd run
MT	7	63	1:00	Lipscomb 16-yd pass from Shurmur
MT	4	54	1:48	Blasingame 1-yd run
MT	6	40	2:57	Rivers 3-yd run
GT	11	75	5:20	Lipscomb 10-yd pass from Shurmur
WKU	12	76	6:02	Webb 4-yd run
WKU	10	75	5:45	Webb 2-yd run
WKU	5	72	2:32	Openshaw 22-yd FG
WKU	7	75	1:02	Webb 2-yd run
WKU	6	25	0:00	Marcus 5-yd pass from Shurmur
UF	12	56	4:14	Openshaw 38-yd FG
UF	13	75	6:57	Openshaw 27-yd FG
UK	8	23	3:30	Openshaw 48-yd FG
UK	14	85	6:47	Openshaw 26-yd FG
UGA	2	2	0:22	Webb 1-yd run
UGA	4	7	1:23	Openshaw 38-yd FG
UGA	8	75	4:04	Blasingame 2-yd run
TSU	5	73	2:48	Blasingame 1-yd run
TSU	11	92	5:45	Pinkney 21-yd pass from Shurmur
TSU	5	78	2:51	Blasingame 3-yd run
TSU	4	73	2:00	Blasingame 4-yd run
TSU	12	70	6:19	Sherfield 14-yd run
AU	7	41	2:44	Openshaw 52-yd FG
AU	9	66	4:07	Pinkney 8-yd pass from Shurmur
AU	13	57	6:57	Openshaw 34-yd FG
AU	13	46	7:29	Openshaw 47-yd FG

### Opponent Scoring Drives

OPP	PLAYS	YARDS	TIME	SCORING PLAY
SC	10	47	4:47	Fry 48-yd FG
SC	9	84	3:53	D. Samuel 8-yd run
SC	7	36	3:09	Fry 55-yd FG
MT	10	45	2:53	C. Rooker 39-yd FG
MT	11	79	3:22	J. Richie 1-yd pass from B. Stockstill
MT	3	7	0:30	T. Lee 5-yd pass from B. Stockstill
MT	8	62	2:30	P. Smith 4-yd pass from B. Stockstill
GT	1	81	0:14	Marshall 81-yd pass from Thomas
GT	8	64	4:21	Mills 15-yd run
GT	11	60	2:24	Butker 41-yd FG
GT	10	72	4:49	Mills 4-yd run
GT	5	64	2:46	Mills 5-yd run
GT	3	75	1:21	Lynch 77-yd pass from Jordan
WKU	14	75	3:54	Wales 4-yd run
WKU	2	92	0:40	Fant 61-yd pass from Ferguson
WKU	8	80	2:32	Wales 20-yd run
WKU	10	72	4:27	Nuss 25-yd FG
WKU	2	25	0:00	Johnson 8-yd pass from White
UF	6	53	2:01	Scarlett 4-yd run
UF	8	40	2:13	Pineiro 42-yd FG
UF	10	78	3:52	Pineiro 26-yd FG
UK	9	75	3:01	Kemp 4-yd run
UK	13	47	5:16	Johnson 3-yd run
UK	15	52	6:23	MacGinnis 46-yd FG
UK	13	56	6:20	MacGinnis 28-yd FG
UGA	9	51	3:43	Blankenship 45-yd FG
UGA	14	84	7:23	Blankenship 22-yd FG
UGA	6	77	2:32	Nauta 17-yd pass from Eason
UGA	5	20	2:24	Blankenship 36-yd FG
TSU	2	94	1:04	Smith 93-yd pass from Butler
TSU	11	75	6:00	Smith 2-yd pass from Butler
TSU	7	45	3:24	Clark 37-yd FG
AU	9	63	3:25	Johnson 3-yd run
AU	10	47	2:47	Carlson 45-yd FG
AU	12	75	4:13	Slayton 21-yd pass from White
AU	9	39	3:41	Carlson 53-yd FG
AU	6	42	2:19	Carlson 33-yd FG

### Scoring Drive Breakdown

Yardage	VANDERBILT		OPPONENT	
	TD	FG	TD	FG
No drive	1	-	-	-
Neg. Yards	-	1	-	-
0-9	2	1	1	-
10-19	-	1	-	-
20-29	1	1	1	1
30-39	1	-	-	2
40-49	1	2	-	5
50-59	1	2	2	3
60-69	3	-	4	2
70-79	10	2	8	2
80-89	-	1	3	1
90-99	1	-	2	-
<b>TOTALS</b>	<b>21</b>	<b>11</b>	<b>21</b>	<b>16</b>

### Game-Opening Drives

OPP	VANDERBILT			OPPONENTS		
	PTS	1STS	YDS	PTS	1STS	YDS
S. Carolina	0	0	3	0	1	5
Middle Tenn.	3	0	-1	0	2	43
@Ga. Tech	7	5	75	7	0	81
@WKU	0	0	1	7	5	75
Florida	0	0	3	0	0	3
@Kentucky	0	1	23	7	4	75
@Georgia	7	1	2	0	0	3
Tenn. State	7	2	73	7	1	94
@Auburn	3	2	41	7	4	57
@Missouri						
Ole Miss						
Tennessee						
<b>TOTALS</b>	<b>27</b>	<b>11</b>	<b>220</b>	<b>35</b>	<b>17</b>	<b>436</b>

### Second Half-Opening Drives

OPP	VANDERBILT			OPPONENTS		
	PTS	1STS	YDS	PTS	1STS	YDS
S. Carolina	0	0	7	0	0	1
Middle Tenn.	0	1	7	0	1	15
@Ga. Tech	0	3	54	7	4	72
@WKU	7	3	75	0	4	64
Florida	0	1	17	0	1	12
@Kentucky	0	1	17	0	0	8
@Georgia	3	0	7	0	0	0
Tenn. State	7	3	73	0	0	8
@Auburn	0	1	13	7	4	75
@Missouri						
Ole Miss						
Tennessee						
<b>TOTALS</b>	<b>17</b>	<b>13</b>	<b>270</b>	<b>14</b>	<b>14</b>	<b>255</b>

### Scoring Drive Superlatives

Most Plays/Result  
Most Yards/Result  
Most Time/Result

**VANDERBILT**  
14/FG at Kentucky  
92/TD vs. Tennessee State  
7:29/FG at Auburn

**OPPONENT**  
15/FG at Kentucky  
94/TD vs. Tennessee State  
6:23/FG at Kentucky



### The Last Vanderbilt Player...

Player scored 3 TDs \_\_\_\_\_ Khari Blasingame vs. Tennessee State (3, 10/22/2016)  
 Player scored 4 TDs or more \_\_\_\_\_ Earl Bennett vs. Kentucky (5, 11/12/2005)  
 QB passes for 3 TDs \_\_\_\_\_ Kyle Shumur at Tennessee (3, 11/28/2015)  
 QB passes for 4+ TDs \_\_\_\_\_ Johnny McCrary vs. Old Dominion (5, 11/1/2014)  
 QB passed for 200-299 yards \_\_\_\_\_ Kyle Shumur at WKU (221, 11/5/2016)  
 QB passed for 300-399 yards \_\_\_\_\_ J. McCrary vs. Austin Peay (368, 9/19/2015)  
 QB passed for 400+ yards \_\_\_\_\_ Chris Nickson at Kentucky (446, 11/11/2006)  
 70+ yard reception \_\_\_\_\_ Rodgers to Matthews vs. Tennessee (71, 11/17/2012)  
 Rushed for 100-199 yards \_\_\_\_\_ Blasingame, Webb vs. Tenn. St (125, 100, 10/22/2016)  
 Rushed for 200-299 yards \_\_\_\_\_ Ralph Webb vs. Middle Tennessee (211, 9/10/2016)  
 Rushed for 300+ yards \_\_\_\_\_ Frank Mordica vs. Air Force (321, 11/18/1978)  
 70+ yard rush \_\_\_\_\_ Ralph Webb at Florida (74, 11/7/2015)  
 Rushed for 3+ TD \_\_\_\_\_ Khari Blasingame vs. Tennessee State (3, 10/22/2016)  
 Receiver had 100-199 yards \_\_\_\_\_ C.J. Duncan vs. CSU (119, 10/11/2014)  
 Receiver had 200+ yards \_\_\_\_\_ Trent Sherfield vs. Austin Peay (240, 9/1/2015)  
 Had 3+ TD receptions \_\_\_\_\_ Earl Bennett vs. Richmond (3, 9/1/2007)  
 Returned kickoff for TD \_\_\_\_\_ Darrius Sims vs. South Carolina (100, 9/120/2014)  
 Returned punt for TD \_\_\_\_\_ Jonathan Krause at Wake Forest (83, 11/24/2012)  
 Returned INT for TD \_\_\_\_\_ Oren Burks vs. Kentucky (30, 11/14/2015)  
 Returned fumble for TD \_\_\_\_\_ Taurean Ferguson at Kentucky (22, 10/8/2016)  
 Kicked three or more FGs \_\_\_\_\_ Tommy Openshaw at Auburn (3, 11/5/2016)  
 Kicked 50+ yard FG \_\_\_\_\_ Tommy Openshaw at Auburn (52, 11/55/2016)  
 Had 70+ yard punt \_\_\_\_\_ Tommy Openshaw vs. Missouri (78, 10/24/2015)  
 Recorded 10+ tackles \_\_\_\_\_ Z. Cunningham at Georgia (19, 10/15/2016)  
 Recorded 3+ tackles for loss \_\_\_\_\_ Z. Cunningham vs. S. Carolina (3.0, 9/1/2016)  
 Blocked opponent punt \_\_\_\_\_ Andrew Rector vs. Kentucky (11/14/2015)  
 Returned blocked punt for TD \_\_\_\_\_ Stephen Weatherly vs. UMass (11, 9/13/2014)  
 Blocked opponent FG \_\_\_\_\_ Zach Cunningham at Auburn (11/5/2016)  
 Blocked a PAT attempt \_\_\_\_\_ Adam Butler at Georgia (10/4/2014)  
 Scored on safety \_\_\_\_\_ Team vs. Middle Tennessee (9/10/2016)

### The Last Time Vanderbilt...

Achieved 30+ first downs \_\_\_\_\_ vs. Old Dominion (33, 11/1/2014)  
 Topped 500+ Yards in Total Offense \_\_\_\_\_ vs. Tennessee State (501, 10/22/2016)  
 300 or more passing yards \_\_\_\_\_ vs. Austin Peay (394, 9/19/2015)  
 400 or more passing yards \_\_\_\_\_ vs. Kentucky (446, 11/11/2006)  
 Rushed for 200-299 yards \_\_\_\_\_ vs. Middle Tennessee (231, 9/10/2016)  
 Rushed for 300-399 yards \_\_\_\_\_ vs. Tennessee State (358, 10/22/2016)  
 Rushed for 400+ yards \_\_\_\_\_ vs. Presbyterian (410, 9/15/2012)  
 Scored 40 points or more \_\_\_\_\_ vs. Middle Tennessee (47, 9/10/2016)  
 Held foe under 100 total yards \_\_\_\_\_ vs. Chattanooga (93, 9/6/2003)  
 Held foe to less than 200 total yards \_\_\_\_\_ vs. Missouri (188, 10/24/2015)  
 Held foe under 100 rushing yards \_\_\_\_\_ at Georgia (75, 10/15/2016)  
 Held foe under 100 passing yards \_\_\_\_\_ at Kentucky (49, 10/8/2016)  
 Held foe scoreless \_\_\_\_\_ at Kentucky (40-0, 11/3/2012)

### The Last Opposing Player...

Player scored 3 TDs \_\_\_\_\_ Dedrick Mills at Georgia Tech (3, 9/17/16)  
 Player scored 4 TDs or more \_\_\_\_\_ Justin Boyles Duke (4, 10/28/2006)  
 QB passes for 3 TDs \_\_\_\_\_ Brent Stockstill vs. Middle Tenn. (3, 9/10/2016)  
 QB passes for 4+ TDs \_\_\_\_\_ Johnny Manziel at Texas A&M (4, 10/26/2013)  
 QB passed for 200-299 yards \_\_\_\_\_ Ronald Butler vs. Tenn. State (285, 10/22/2016)  
 QB passed for 300-399 yards \_\_\_\_\_ Jacob Eason at Georgia (346, 10/15/2016)  
 QB passed for 400+ yards \_\_\_\_\_ Bo Wallace Ole Miss (403, 11/10/2012)  
 70+ yard reception \_\_\_\_\_ Jordan to Lynch at Georgia Tech (77, 9/17/2016)  
 Rushed for 100-199 yards \_\_\_\_\_ Kamryn Pettway at Auburn (173, 11/5/2016)  
 Rushed for 200+ yards \_\_\_\_\_ Arian Foster Tennessee (223, 11/19/2005)  
 Rushed for 3+ TDs \_\_\_\_\_ Dedrick Mills at Georgia Tech (3, 9/17/2016)  
 70+ yard rush \_\_\_\_\_ Pharoh Cooper vs. So. Carolina (70, 9/20/2014)  
 Receiver had 100-199 yards \_\_\_\_\_ Patrick Smith vs. Tenn. State (170, 10/22/2016)  
 Receiver had 200+ yards \_\_\_\_\_ Craig Yeast Kentucky (269, 11/13/1998)  
 Had 3+ TD receptions \_\_\_\_\_ Sidney Rice South Carolina (3, 10/22/2005)  
 Returned kickoff for TD \_\_\_\_\_ Mike Wallace Ole Miss (98, 9/20/2008)  
 Returned punt for TD \_\_\_\_\_ Cameron Sutton at Tennessee (85, 11/28/2015)  
 Returned INT for TD \_\_\_\_\_ William Jackson III at Houston (55, 9/12/2015)  
 Returned fumble for TD \_\_\_\_\_ Christian Holmes at Miss. State (51, 11/22/2014)  
 Kicked at least three FGs \_\_\_\_\_ Daniel Carlson at Auburn (3, 11/5/2016)  
 Kicked 50+ yard FG \_\_\_\_\_ Daniel Carlson at Auburn (53, 11/5/2016)  
 Had 70+ yard punt \_\_\_\_\_ Ryan Janvion vs. Wake Forest (71, 11/30/2013)  
 Recorded 10+ total tackles \_\_\_\_\_ Darrell Williams at Auburn (11, 11/5/2016)  
 Recorded 3+ tackles for loss \_\_\_\_\_ Chris Johnson at WKU (4.0, 9/24/2016)  
 Blocked VU punt \_\_\_\_\_ Drell Greene at WKU (9/24/2016)  
 Returned blocked punt for TD \_\_\_\_\_ L. Mathis vs. Charleston So. (17., 10/11/2014)  
 Blocked VU FG \_\_\_\_\_ Sharrif Floyd Florida (11/5/2011)  
 Scored on VU safety \_\_\_\_\_ Team at Tennessee (11/28/2015)

### The Last VU Opponent...

Achieved 30+ first downs in game \_\_\_\_\_ Ole Miss (30, 9/26/2015)  
 Topped 500+ Yards in Total Offense \_\_\_\_\_ at WKU (501, 9/24/2016)  
 300 or more passing yards \_\_\_\_\_ at Georgia (346, 10/15/2016)  
 400 or more passing yards \_\_\_\_\_ Ole Miss, (403 yds., 11/10/2012)  
 Rushed for 200-299 yards \_\_\_\_\_ at Auburn (271, 11/5/2016)  
 Rushed for 300-399 yards \_\_\_\_\_ Tennessee (331, 11/28/2015)  
 Rushed for 400+ yards \_\_\_\_\_ vs. Georgia Tech (404, 10/31/2009)  
 Scored 40 points or more \_\_\_\_\_ at Tennessee (53, 11/28/2015)  
 Held Vanderbilt under 200 total yards \_\_\_\_\_ at Georgia (171, 10/15/2016)  
 Held Vanderbilt under 100 rushing yards \_\_\_\_\_ at Georgia (62, 10/15/2016)  
 Held Vanderbilt under 100 passing yards \_\_\_\_\_ vs. South Carolina (73, 9/1/2016)  
 Held Vanderbilt scoreless \_\_\_\_\_ vs. Texas A&M (25-0, 11/21/2015)



**Vanderbilt Individual Season-Highs**

Rush Attempts	29	Ralph Webb, Middle Tenn.
Yards Rushing	211	Ralph Webb, Middle Tenn.
TD Rushes	3	Ralph Webb, @WKU
Long Rush	49	Ralph Webb, Middle Tenn.
Pass Attempts	36	Kyle Shurmur, @Auburn
Pass Completions	24	Kyle Shurmur, @Auburn
Yards Passing	279	Kyle Shurmur, @WKU
TD Passes	1 (5x)	last Kyle Shurmur, @Auburn
Long Pass	66	Kyle Shurmur, @WKU
Receptions	7	C.J. Duncan, @Auburn
Yards Receiving	79	C.J. Duncan, @Auburn
TD Receptions	1 (5x)	last Jared Pinkney, @Auburn
Long Reception	66	Caleb Scott, @WKU
Field Goals	3	last Tommy Openshaw, @Auburn
Long Field Goal	52	Tommy Openshaw, @Auburn
Punts	8	Sam Loy, @Georgia Tech
Punting Avg.	49.2	Sam Loy, Middle Tenn.
Long Punt	67	Sam Loy, @Georgia
Punts Inside 20	3	Sam Loy, Middle Tenn.
Long Punt Return	17	Kalija Lipscomb, @Georgia
Long Kickoff Return	95	Darius Sims, @Georgia
Tackles	19	Zach Cunningham, @Georgia
Sacks	2.0	Adam Butler, Florida
Tackles for Loss	3.0	Zach Cunningham, South Carolina
Interceptions	1 (5x)	last Torren McGaster, Tenn. State

**Vanderbilt Team Game-Highs**

Rushes	45	Middle Tennessee
Yards Rushing	358	Tennessee State
Yards per Rush	8.5	Tennessee State
TD Rushes	5	Middle Tennessee
Pass Attempts	38	@Auburn
Pass Completions	24	@Auburn
Yards Passing	279	@WKU
Yards per Pass Comp.	15.6	@Georgia
TD Passes	1 (5x)	last @Auburn
Total Plays	73	Middle Tennessee
Total Offense	501	Tennessee State
Yards per Play	7.6	Tennessee State
Points	47	Middle Tennessee
Sacks By	3	Tennessee State
First Downs	28	Tennessee State
Penalties	7	@Kentucky
Penalty Yards	63	Tennessee State
Turnovers	3	Florida
Interceptions By	1 (5x)	last Tennessee State
Punts	8 (3x)	last @Georgia
Punting Avg.	47.2	@Georgia
Long Punt	67	@Georgia
Punts Inside 20	3	Middle Tennessee

**Vanderbilt's Longest Plays**

Rushing	49 (2x)	last Tennessee State
Passing	66	@WKU
Field Goal	52	@Auburn
Punt	67	@Georgia
Punt Return	17	@Georgia
Kickoff Return	95	@Georgia
Interception Return	59	Middle Tennessee
Fumble Return	55	Middle Tennessee

**Opponent Individual Season-Highs**

Rush Attempts	25	Kamryn Pettway, @Auburn
Yards Rushing	173	Kamryn Pettway, @Auburn
TD Rushes	3	Dedrick Mills, @Georgia Tech
Long Rush	60	Kamryn Pettway, @Auburn
Pass Attempts	65	Brent Stockstill, Middle Tenn.
Pass Completions	38	Brent Stockstill, Middle Tenn.
Yards Passing	399	Brent Stockstill, Middle Tenn.
TD Passes	3	Brent Stockstill, Middle Tenn.
Long Pass	81	Justin Thomas, @Georgia Tech
Receptions	14	Richie James, Middle Tenn.
Yards Receiving	183	Richie James, Middle Tenn.
TD Receptions	2	Patrick Smith, Tennessee State
Long Reception	93	Patrick Smith, Tennessee State
Field Goals	3 (2x)	last Daniel Carlson, @Auburn
Long Field Goal	55	Elliott Fry, South Carolina
Punts	8	Johnny Townsend, Florida
Punting Avg.	51.9	Johnny Townsend, Florida
Long Punt	62	Johnny Townsend, Florida
Punts Inside 20	5	Johnny Townsend, Florida
Long Punt Return	7	Deebo Samuel, South Carolina
Long Kickoff Return	42	Kerryon Johnson, @Auburn
Tackles	15	J. Davis, Florida
Sacks	2.0	Lorenzo Carter, @Georgia
Tackles for Loss	4.0	Chris Johnson, @WKU
Interceptions	1 (5x)	last Joshua Holsey, @Auburn

**Opponent Team Game-Highs**

Rushes	52	@Kentucky
Yards Rushing	289	@Georgia Tech
Yards per Rush	6.4	@WKU
TD Rushes	3	@Georgia Tech
Pass Attempts	65	Middle Tennessee
Pass Completions	38	Middle Tennessee
Yards Passing	399	Middle Tennessee
Yards per Pass Comp.	27.8	@Georgia Tech
TD Passes	3	Middle Tennessee
Total Plays	86	Middle Tennessee
Total Offense	511	@Georgia Tech
Yards per Play	8.1	@Georgia Tech
Points	38	@Georgia Tech
Sacks By	4	@Kentucky
First Downs	27	@WKU
Penalties	11	@WKU
Penalty Yards	92	Middle Tennessee
Turnovers	3	@WKU
Interceptions By	2	Florida
Punts	7 (2x)	last Florida
Punting Avg.	51.9	Florida
Long Punt	62	Florida
Punts Inside 20	5	Florida

**Opponent's Longest plays**

Rushing	60	@Auburn
Passing	93	Tennessee State
Field Goal	55	South Carolina
Punt	62	Florida
Punt Return	20	Middle Tennessee
Kickoff Return	42	last @Auburn
Interception Return	64	@Georgia Tech
Fumble Return	0	Middle Tennessee



## 2016 VANDERBILT COMMODORES

Roster A-Z			#	Name	Pos.	Ht.	Wt.	Year	CL	Hometown/High School (Other)
			2	Deuce Wallace	QB	6-2	205	Fr.	HS	Sevierville, Tenn./Sevier Co.
94	Torey Agee	DL	2	Arnold Tarpley	S	6-1	200	Jr.	2L	Pittsburgh, Pa./Central Catholic
66	Zach Aguirre	OL	3	Taurean Ferguson	CB	5-9	190	Jr.	2L	Jonesboro, Ga./Jonesboro
88	Kyle Anderton	TE	3	Shawn Stankavage	QB	6-2	201	R-So.	RS	Durham, N.C./Cardinal Gibbons
53	Sean Auwae-McMoore	OL	4	Donaven Tennyson	WR	5-10	164	Fr.	HS	Richmond, Va./Benedictine Prep
24	Jalen Banks	S	4	John Webb	QB	6-0	200	So.	SQ	Dallas, Texas/St. Mark's
38	Gil Barksdale	DB	5	Torren McGaster	CB	6-0	198	Sr.	3L	Daphne, Ala./Daphne
91	Drew Birchmeier	DL	6	Darius Sims	WR	5-9	191	Sr.	3L	Memphis, Tenn./Whitehaven
23	Khari Blasingame	RB	7	Emmanuel Smith	ILB	6-2	219	Jr.	2L	Murfreesboro, Tenn./Oakland
52	Nigel Bowden	ILB	7	Ralph Webb	RB	5-10	202	Jr.	2L	Gainesville, Fla./Gainesville
20	Oren Burks	OLB	8	Joejuan Williams	CB	6-3	202	Fr.	HS	Nashville, Tenn./Father Ryan
69	Adam Butler	DL	9	Caleb Peart	OLB	6-1	234	R-Fr.	RS	Gilbert, Ariz./Hamilton
77	Devin Cochran	OL	9	Caleb Scott	WR	6-1	202	Jr.	2L	Suwanee, Ga./North Gwinnett
35	Frank Coppet	CB	10	Trent Sherfield	WR	6-1	200	Jr.	2L	Danville, Ill./Danville
22	Josh Crawford	RB	11	Jackson Winrow	WR	6-1	182	Fr.	HS	Shawnee, Okla./Shawnee
64	Delando Crooks	OL	11	Charles Wright	OLB	6-3	237	R-So.	1L	Irvine, Calif./Beckman
41	Zach Cunningham	ILB	12	Wade Freebeck	QB	6-5	225	Jr.	2L	Davie, Fla./St. Thomas Aquinas
70	Darion DeBrossard	OL	12	Zaire Jones	S	6-0	193	Fr.	HS	Meridian, Miss./Meridian
76	Egidio DellaRipa	OL	13	LaDarius Wiley	S	6-1	205	R-So.	1L	Los Angeles, Calif./Cathedral
84	Sam Dobbs	TE	14	Kyle Shurmur	QB	6-4	223	So.	HS	Philadelphia, Pa./LaSalle College
18	Chandler Dorrell	WR	14	Ryan White	S	5-10	188	Jr.	2L	Louisville, Ky./Trinity
89	Sean Dowling	TE	15	Elijah Hamilton	CB	6-2	195	Fr.	HS	Roswell, Ga./Blessed Trinity Catholic
19	C.J. Duncan	WR	16	Kalija Lipscomb	WR	6-1	190	Fr.	HS	New Orleans, La./Jesuit
36	Trey Ellis	WR	17	Tommy Openshaw	K/P	6-2	195	Jr.	2L	Jacksonville, Fla./Creekside
3	Taurean Ferguson	CB	18	Chandler Dorrell	WR	5-11	188	Sr.	2L	Nashville, Tenn./St. Thomas Aquinas
55	David Floyd	OL	19	C.J. Duncan	WR	5-11	203	R-So.	1L	Montgomery, Ala./St. James School
12	Wade Freebeck	QB	19	Sam Loy	P	6-1	195	Fr.	HS	San Clemente, Calif./Catholic
27	Jaire George	RB	20	Oren Burks	OLB	6-3	222	R-Jr.	2L	Fairfax Station, Va./South Co.
56	Barrett Gouger	OL	21	Donovan Sheffield	CB	5-11	190	So.	1L	Nashville, Tenn./Ensworth
75	Bailey Granier	OL	22	Josh Crawford	RB	5-10	202	So.	1L	Wetumpka, Ala./Edgewood Academy
43	Jordan Griffin	ILB	23	Khari Blasingame	RB	6-1	235	R-So.	1L	New Market, Ala./Buckhorn
98	Ryley Guay	K	24	Jalen Banks	S	5-11	204	R-Jr.	2L	Markham, Ill./Thornton Township
87	Winston Guillory	WR	25	Josh Smith	ILB	6-3	236	So.	1L	Murfreesboro, Tenn./Oakland
15	Elijah Hamilton	CB	26	Andrew Rector	S	6-0	198	So.	1L	Nashville, Tenn./Father Ryan
60	Cole Hardin	OL	27	Jaire George	RB	6-1	210	R-Fr.	RS	Hyattville, Md./DeMatha Catholic
42	Kenny Hebert	OLB	28	Dallas Rivers	RB	6-1	225	Jr.	2L	Stone Mtn., Ga./Stephenson
31	Tre Herndon	CB	29	Austin Quillen	S	5-11	190	Fr.	HS	Jenks, Okla./Jenks
33	Jay Hockaday	ILB	30	Bryce Lewis	CB	6-0	185	R-So.	1L	Lilburn, Ga./Parkview
74	Will Holden	OL	31	Tre Herndon	CB	6-1	188	Jr.	2L	Chattanooga, Tenn./East Hamilton
56	Bradyn Jasper	LB	32	Jamauri Wakefield	RB	6-1	215	Fr.	HS	Jacksonville, Fla./Providence
50	Andrew Jelks	OL	33	Jay Hockaday	ILB	6-3	220	So.	1L	Nashville, Tenn./Christ Presbyterian
37	Wilson Johnson	SN	34	Dare Odeyingbo	DE	6-2	262	So.	1L	Irving, Texas/Cistercian Prep
12	Zaire Jones	S	35	Frank Coppet	CB	5-11	185	Fr.	HS	Ft. Lauderdale, Fla./St. Thomas Aquinas
65	Braden Kopp	OL	36	Trey Ellis	WR	5-9	170	Jr.	2L	Charlotte, N.C./Ardrey Kell
77	Nifae Lealao	DL	37	Wilson Johnson	SN	6-0	212	Sr.	1L	Nashville, Tenn./Montgomery Bell
93	Hayden Lekacz	PK	38	Gil Barksdale	DB	5-10	180	Fr.	HS	Solon, Ohio/Solon
30	Bryce Lewis	CB	39	Bailey McElwain	FB	6-0	238	Fr.	HS	Trussville, Ala./Hewitt-Trussville
16	Kalija Lipscomb	WR	40	Baffour Osei	RB	5-8	180	Jr.	SQ	Oxnard, Calif./Oaks Christian
19	Sam Loy	P	40	Ja'karrri Thomas	ILB	6-1	225	Sr.	3L	Tallahassee, Fla./Godby
83	Nathan Marcus	TE	41	Zach Cunningham	ILB	6-4	230	R-Jr.	2L	Pinson, Ala./Pinson Valley
45	Cody Markel	TE	42	Kenny Hebert	OLB	6-4	220	Fr.	HS	New Orleans, La./Holy Cross
54	Kade Mayle	DL	43	Jordan Griffin	ILB	6-1	224	So.	1L	Tampa, Fla./Armwood
39	Bailey McElwain	FB	44	Nehemiah Mitchell	DL	6-4	260	Sr.	1L	Hayward, Calif./CC-San Francisco
5	Torren McGaster	CB	45	Cody Markel	TE	6-4	240	Fr.	HS	Middleton, Wisc./Middleton
48	Andre Mintze	OLB	46	Reese Wilson	WR	5-10	165	So.	HS	Rockwall, Texas/Rockwall-Heath
			47	Tommy Schiager	FB	6-0	220	Fr.	HS	Portland, Ore./Sunset



## 2016 VANDERBILT COMMODORES

#	Name	Pos.	Ht.	Wt.	Year	CL	Hometown/High School (Other)
48	Andre Mintze	OLB	6-3	225	Fr.	HS	Philadelphia, Pa./Imhotep Institute
48	Jacob Schultz	SN	6-4	235	Sr.	1L	Murfreesboro, Tenn./Siegel
49	Jonathan Wynn	DE	6-4	258	R-Jr.	2L	Stone Mtn., Ga./Stephenson
50	Andrew Jelks	OL	6-6	305	Sr.	2L	Paris, Tenn./Henry Co.
51	Davis Winkie	SN	6-4	250	Jr.	SQ	Cumming, Ga./South Forsyth
52	Nigel Bowden	ILB	6-1	240	R-Jr.	2L	Macon, Ga./Central
53	Sean Auwae-McMoore	OL	6-5	308	Fr.	HS	Kapolei, Hawaii/Kapolei
54	Kade Mayle	DL	6-3	275	Jr.	SQ	McConnelsville, Ohio/Morgan
55	David Floyd	OL	6-5	290	Fr.	HS	Nashville, Tenn./Lipscomb Academy
56	Barrett Gouger	OL	6-4	305	Sr.	3L	Soddy Daisy, Tenn./Baylor
56	Bradyn Jasper	ILB	6-1	245	Jr.	SQ	Washington, Mo./St. Francis Borgia
57	Ean Pfeifer	OL	6-4	290	R-Fr.	RS	Bentonville, Ark./Bentonville
57	Josiah Sa'o	DL	6-2	290	Fr.	HS	San Diego, Calif./Kearney
58	Justin Skule	OL	6-6	305	So.	1L	Clifton, Va./Centreville
60	Cole Hardin	OL	6-4	305	R-So.	1L	Florence, Ala./Florence
61	Bruno Reagan	OL	6-3	310	R-So.	1L	Clarksville, Tenn./Clarksville
64	Delando Crooks	OL	6-5	305	R-Jr.	2L	Atlanta, Ga./Carver
65	Braden Kopp	OL	6-5	280	Fr.	HS	Houston, Texas/Houston Christian
66	Zach Aguirre	OL	6-2	292	Fr.	HS	Mission Viejo, Calif./Mater Dei
69	Adam Butler	DL	6-4	295	Sr.	3L	Duncanville, Texas/Duncanville
70	Darion DeBrossard	OL	6-4	290	R-Fr.	RS	Snellville, Ga./Shiloh
71	Jared Southers	OL	6-4	308	R-Fr.	RS	South Orange, N.J./Seton Hall Prep
74	Will Holden	OL	6-6	312	Sr.	3L	Green Cove Springs, Fla./Clay
74	Jay Woods	DL	6-3	285	R-Jr.	2L	Jackson, Ga./Jackson
75	Bailey Granier	OL	6-6	320	So.	1L	Galliano, La./South Lafourche
76	Egidio DellaRipa	OL	6-4	295	Jr.	SQ	Castaic, Calif./College of the Canyons
77	Devin Cochran	OL	6-7	305	Fr.	HS	Norcross, Ga./Greater Atl. Christian
77	Nifae Lealao	DL	6-5	312	Jr.	2L	Sacramento, Calif./Capital Christian
80	Jared Pinkney	TE	6-4	250	R-Fr.	RS	Norcross, Ga./Norcross
81	Zack Smith	WR	6-3	198	Fr.	HS	Mariposa, Calif./Mariposa Co.
82	Turner Cockrell	TE	6-5	220	Fr.	HS	Acworth, Ga./Allatonna
83	Nathan Marcus	TE	6-5	244	Jr.	2L	Glen Ellyn, Ill./Glenbard West
84	Sam Dobbs	TE	6-4	220	So.	1L	Douglasville, Ga./Landmark Christian
85	DeAndre Woods	TE	6-3	238	Jr.	2L	Clay, Ala./Clay-Chalkville
86	Latevius Rayford	WR	6-1	201	Sr.	3L	Memphis, Tenn./Central
87	Winston Guillory	WR	5-11	170	So.	SQ	Dallas, Texas/Episcopal
88	Kyle Anderton	TE	6-4	255	So.	1L	Hendersonville, Tenn./Station Camp
89	Sean Dowling	TE	6-5	265	Sr.	2L	Fallbrook, Calif./Fallsbrook Union
90	Cameron Tidd	DL	6-3	275	Fr.	HS	Greenwood, Ind./Center Grove
91	Drew Birchmeier	DL	6-4	280	Fr.	HS	Midlothian, Va./Cosby
93	Hayden Lekacz	PK	6-0	195	Jr.	2L	Glen Ellyn, Ill./Glenbard West
94	Torey Agee	DL	6-4	285	Sr.	3L	Opelika, Ala./Opelika
95	Riley Tindol	DL	6-5	267	Jr.	SQ	Billingsley, Ala./Autauga Academy
97	Reid Nelson	P	6-2	215	Jr.	SQ	Hueytown, Ala./Hueytown
98	Riley Guay	K	5-10	190	Fr.	HS	Naperville, Ill./Benet Academy
99	Landon Stokes	OLB	6-4	240	R-Jr.	2L	Orlando, Fla./Lake Highland Prep

Roster A-Z		
#	Name	Pos.
44	Nehemiah Mitchell	DL
97	Reid Nelson	P
34	Dare Odeyingbo	DE
17	Tommy Openshaw	K/P
40	Baffour Osei	RB
9	Caleb Peart	OLB
57	Ean Pfeifer	OL
80	Jared Pinkney	TE
29	Austin Quillen	S
86	Latevius Rayford	WR
61	Bruno Reagan	OL
29	Andrew Rector	S
28	Dallas Rivers	RB
57	Josiah Sa'o	DL
47	Tommy Schiager	FB
48	Jacob Schultz	SN
9	Caleb Scott	WR
21	Donovan Sheffield	CB
10	Trent Sherfield	WR
14	Kyle Shurmur	QB
6	Darrius Sims	WR
58	Justin Skule	OL
7	Emmanuel Smith	ILB
25	Josh Smith	ILB
71	Jared Southers	OL
3	Shawn Stankavage	QB
99	Landon Stokes	OLB
2	Arnold Tarpley	S
4	Donaven Tennyson	WR
40	Ja'karri Thomas	ILB
90	Cameron Tidd	DL
95	Riley Tindol	DL
32	Jamauri Wakefield	RB
2	Deuce Wallace	QB
4	John Webb	QB
7	Ralph Webb	RB
14	Ryan White	S
13	LaDarius Wiley	S
8	Joejuan Williams	CB
46	Reese Wilson	WR
51	Davis Winkie	SN
11	Jackson Winrow	WR
85	DeAndre Woods	TE
74	Jay Woods	DL
11	Charles Wright	OLB
49	Jonathan Wynn	DE

### Pronunciations

#### PLAYERS

Khari (**car-EE**) Blasingame  
 Jaire (**JIE-air**) George  
 Bailey Granier (**graun-YAE**)  
 Barrett Gouger (**gow-GURR**)  
 Nifae (**nee-FY**) Lealao (**lay-louw**)  
 Kalija (**kuh-lie-JUH**) Lipscomb  
 Hayden Lekacz (**la-koch**)  
 Dare (**dar-EE**) Odeyingbo (**O-duh-yeng-BO**)  
 Caleb Peart (**peert**)

Latevius (**la-TAY-vee-us**) Rayford  
 Darrius (**Dare-ee-us**) Sims  
 Ja'karri (**jah-CAR-ee**) Thomas  
 Riley Tindol (**ten-doll**)

#### COACHES

Gerry (**Jerry**) Gdowski (**Guh-DOW-ski**)


### Roster by Class

#### PLAYERS

Seniors - 13  
 Juniors - 31  
 Sophomores - 23  
 RS-Freshmen - 6  
 Freshmen - 21



## VANDERBILT DEPTH CHART



**Kyle Shurmur** | QB

Shurmur completed a career-high 24 passes at Auburn for 221 yards and a touchdown. He has TD passes in back-to-back games.



**Zach Cunningham** | LB

Cunningham filled up the stat sheet at Auburn, recording a team-high nine tackles, recovering a fumble and make a spectacular play to block a late field goal.

### Offense

<b>WR</b>	10 Trent Sherfield	6-1, 200, Jr.
	9 Caleb Scott	6-2, 204, Jr.
	6 Darrius Sims	5-9, 191, Sr.
<b>TE</b>	83 Nathan Marcus	6-5, 244, R-Jr.
	80 Jared Pinkney	6-4, 250, R-Fr.
<b>LT</b>	74 Will Holden	6-6, 312, Sr.
	77 Devin Cochran	6-7, 305, Fr.
<b>LG</b>	57 Ean Pfeifer	6-4, 290, R-Fr.
	64 Delando Crooks	6-5, 305, R-Jr.
<b>C</b>	56 Barrett Gouger	6-4, 305, Sr.
	60 Cole Hardin	6-4, 305, R-So.
<b>RG</b>	61 Bruno Reagan	6-3, 310, R-So.
	75 Bailey Granier	6-6, 320, R-So.
<b>RT</b>	58 Justin Skule	6-6, 305, So.
	71 Jared Southers	6-4, 308, R-Fr.
<b>QB</b>	14 Kyle Shurmur	6-4, 223, So.
	12 Wade Freebeck	6-5, 225, Jr.
<b>RB</b>	7 Ralph Webb	5-10, 202, Jr.
	23 Khari Blasingame	6-1, 235, R-So.
	22 Josh Crawford	5-10, 202, So.
<b>FB</b>	39 Bailey McElwain	6-0, 238, Fr.
	28 Dallas Rivers	6-1, 225, Jr.
<b>WR</b>	16 Kalija Lipscomb	6-1, 190, Fr.
	19 C.J. Duncan	5-11, 203, R-Jr.
	86 Latevius Rayford	6-1, 201, Sr.

### Defense

<b>DL</b>	49 Jonathan Wynn	6-4, 258, R-Jr.
	34 Dare Odeyingbo	6-2, 262, So.
<b>DL</b>	69 Adam Butler	6-4, 295, Sr.
	94 Torey Agee	6-4, 285, Sr.
<b>DL</b>	77 Nifae Lealao	6-5, 312, Jr.
	74 Jay Woods	6-3, 285, R-Jr.
	44 Nehemiah Mitchell	6-4, 260, Sr.
<b>OLB</b>	99 Landon Stokes	6-4, 240, R-Jr.
	11 Charles Wright	6-3, 237, R-So.
<b>ILB</b>	41 Zach Cunningham	6-4, 230, R-Jr.
	43 Jordan Griffin	6-1, 224, R-So.
<b>ILB</b>	40 Ja'karri Thomas	6-1, 225, Sr.
	7 Emmanuel Smith	6-2, 219, Jr.
<b>OLB</b>	20 Oren Burks	6-3, 222, R-Jr.
	25 Josh Smith	6-3, 236, So.
	9 Caleb Peart	6-1, 234, R-Fr.
<b>CB</b>	31 Tre Herndon	6-1, 188, Jr.
	3 Taurean Ferguson	5-9, 190, R-Jr.
<b>SS</b>	14 Ryan White	5-10, 188, R-Jr.
	26 Andrew Rector	6-0, 198, So.
<b>FS</b>	13 LaDarius Wiley	6-1, 205, R-So.
	or 2 Arnold Tarpley	6-1, 200, Jr.
<b>CB</b>	5 Torren McGaster	6-0, 198, Sr.
	30 Bryce Lewis	6-0, 185, R-So.
	8 Joejuan Williams	6-3, 202, Fr.

### Special Teams

<b>K</b>	17 Tommy Openshaw	6-2, 195, R-Jr.
	98 Ryley Guay	5-10, 190, Fr.
<b>P</b>	19 Sam Loy	6-1, 195, Fr.
	97 Reid Nelson	6-2, 215, Jr.
<b>H</b>	37 Wilson Johnson	6-0, 212, Sr.
	97 Reid Nelson	6-2, 215, Jr.
<b>PR</b>	16 Kalija Lipscomb	6-1, 190, Fr.
	14 Ryan White	5-10, 188, R-Jr.
<b>KR</b>	6 Darrius Sims	5-9, 191, Sr.
	19 C.J. Duncan	5-11, 203, R-Jr.
<b>SN</b>	48 Jacob Schultz	6-4, 235, Sr.
	37 Wilson Johnson	6-0, 212, Sr.



**OFF. STARTERS**

	WR	WR	WR/TE/FB	TE	QB	RB	LT	LG	C	RG	RT
South Carolina	Sherfield	Lipscomb	Pinkney (TE)	Marcus	Shurmur	Webb	Holden	Crooks	Gouger	Reagan	Skule
Middle Tennessee	Sherfield	Lipscomb	McElwain (FB)	Marcus	Shurmur	Webb	Holden	Crooks	Gouger	Reagan	Skule
at Georgia Tech	Sherfield	Lipscomb	McElwain (FB)	Marcus	Shurmur	Webb	Holden	Crooks	Gouger	Reagan	Skule
at Western Kentucky	Sherfield	Lipscomb	Duncan (WR)	Pinkney	Shurmur	Webb	Holden	Crooks	Gouger	Reagan	Skule
Florida	Dowling (TE)	Lipscomb	Blasingame (RB)	Marcus	Shurmur	Webb	Holden	Pfeifer	Gouger	Reagan	Skule
at Kentucky	Sherfield	Lipscomb	Dowling (TE)	Marcus	Shurmur	Webb	Holden	Pfeifer	Gouger	Reagan	Skule
at Georgia	Pinkney (TE)	McElwain (FB)	Dowling (TE)	Marcus	Shurmur	Webb	Holden	Pfeifer	Gouger	Reagan	Skule
Tennessee State	Pinkney (TE)	Scott	McElwain (FB)	Marcus	Shurmur	Webb	Holden	Pfeifer	Gouger	Reagan	Skule
at Auburn	Sherfield	Lipscomb	Duncan	Marcus	Shurmur	Webb	Holden	Pfeifer	Gouger	Reagan	Skule
at Missouri											
Ole Miss											
Tennessee											

**DEF. STARTERS**

	DL	DL	DL	OLB	ILB	ILB	OLB	CB	SS	FS	CB
South Carolina	Wynn	Butler	Lealao	Burks	Cunningham	Bowden	Ferguson (N)	Herndon	White	Wiley	McGaster
Middle Tennessee	Ferguson (N)	Butler	Lealao	Burks	Cunningham	Bowden	Stokes	Herndon	White	Wiley	McGaster
at Georgia Tech	Wynn	Butler	Lealao	Burks	Cunningham	Bowden	Stokes	Herndon	White	Wiley	McGaster
at Western Kentucky	Wynn	Butler	Ferguson (N)	Burks	Cunningham	J. Thomas	Stokes	Herndon	White	Wiley	McGaster
Florida	Ferguson (N)	Butler	Lealao	Burks	Cunningham	J. Thomas	Stokes	Herndon	White	Wiley	Lewis
at Kentucky	Wynn	Butler	Lealao	Burks	Cunningham	J. Thomas	Ferguson (N)	Herndon	White	Wiley	McGaster
at Georgia	Wynn	Butler	Lealao	Burks	Cunningham	J. Thomas	Odeyingbo (DL)	Herndon	White	Tarpley	Lewis
Tennessee State	Wynn	Butler	Lealao	Stokes	Cunningham	J. Thomas	Ferguson (N)	Herndon	White	Tarpley	McGaster
at Auburn	Wynn	Butler	Lealao	Burks	Cunningham	J. Thomas	Odeyingbo (DL)	Herndon	White	Tarpley	McGaster
at Missouri											
Ole Miss											
Tennessee											

**EXPERIENCE ANALYSIS**

The chart below shows Vanderbilt's offensive and defensive starting lineups over the last five years with numbers representing total starts by classes and percentages of total starts for the entire season.

Season	G	SR	JR	SO	FR	UpperCI%
2016	9 (4-5)	43 (21.7%)	96 (48.5%)	39 (19.7%)	20 (10.1%)	70.2%
2015	12 (4-8)	64 (24.2%)	79 (29.9%)	107 (40.5%)	14 (5.3%)	54.2%
2014	12 (3-9)	50 (18.9%)	72 (27.3%)	67 (25.4%)	75 (28.4%)	46.2%
2013	13 (9-4)	146 (51.1%)	62 (21.7%)	49 (17.1%)	29 (10.1%)	72.7%
2012	13 (9-4)	96 (33.6%)	122 (42.7%)	50 (17.5%)	18 (6.3%)	76.2%
2011	13 (6-7)	87 (30.4%)	106 (37.1%)	81 (28.3%)	12 (4.2%)	67.5%

**SEASON/CAREER STARTS**

OFFENSE	2016	2015	2014	2013	2012	TOT	STRK	DEFENSE	2016	2015	2014	2013	2012	TOT	STRK
R. Webb	9	12	12	-	-	33	33	A. Butler	9	8	9	6	-	32	9
W. Holden	9	12	10	0	-	31	31	T. McGaster	7	11	11	1	-	30	2
A. Jelks	0	-	12	10	-	22	0	O. Burks	8	12	7	-	-	27	1
L. Rayford	0	3	10	0	-	13	0	Z. Cunningham	9	9	5	0	-	23	17
T. Sherfield	6	12	0	-	-	18	1	T. Herndon	9	12	0	-	-	21	21
B. Gouger	9	10	0	1	-	20	9	N. Bowden	3	2	11	-	-	16	0
C. Scott	1	9	1	-	-	11	0	T. Ferguson	7	1	6	-	-	14	0
C. Duncan	2	0	9	-	-	11	1	J. Woods	0	5	5	-	-	10	0
K. Shurmur	9	5	-	-	-	14	12	J. Wynn	7	4	2	-	-	13	4
N. Marcus	8	2	3	-	-	13	5	N. Lealao	8	5	0	-	-	12	5
B. Reagan	9	2	-	-	-	11	11	L. Stokes	5	5	0	-	-	10	0
J. Skule	9	2	-	-	-	10	9	N. Mitchell	0	7	-	-	-	7	0
D. Sims	0	6	0	0	-	6	0	A. Tarpley	3	7	0	-	-	10	3
K. Lipscomb	7	-	-	-	-	7	1	R. White	9	1	1	-	-	11	9
D. Crooks	4	1	0	-	-	5	0	L. Wiley	6	0	0	-	-	6	0
W. Freebeck	0	0	4	-	-	4	0	J. Thomas	6	0	1	0	-	7	6
S. Dowling	3	2	0	0	-	5	0	E. Smith	0	2	0	-	-	2	0
B. Granier	0	3	-	-	-	3	0	T. Agee	0	1	0	0	-	1	0
J. Pinkney	5	-	-	-	-	5	0	B. Lewis	1	0	-	-	-	1	0
B. McElwain	4	-	-	-	-	4	0	D. Odeyingbo	2	0	-	-	-	2	1
K. Blasingame	1	1	-	-	-	2	0								
E. Pfeifer	5	-	-	-	-	5	5								
S. Dobbs	0	1	-	-	-	1	0								



## 2016 STATISTICS

SCORE (qtr)	1ST	2ND	3RD	4TH	OT	TOTAL
VANDERBILT	35	69	27	44	7	182
OPPONENTS	62	46	41	39	6	194

### TEAM STATISTICS

	VANDERBILT	OPPONENT
<b>SCORING</b>	<b>182</b>	<b>194</b>
Points Per Game	20.2	21.6
<b>FIRST DOWNS</b>	<b>168</b>	<b>180</b>
Rushing	74	82
Passing	78	86
Penalty	16	12
<b>RUSHING YARDAGE</b>	<b>1423</b>	<b>1532</b>
Yards gained rushing	1623	1690
Yards lost rushing	200	158
Rushing Attempts	335	322
Average Per Rush	4.2	4.8
Average Per Game	158.1	170.2
TDs Rushing	15	10
<b>PASSING YARDAGE</b>	<b>1387</b>	<b>2038</b>
Att-Comp-Int	253-136-5	291-173-5
Average Per Pass	5.5	7.0
Average Per Catch	10.2	11.8
Average Per Game	154.1	226.4
TDs Passing	5	11
<b>TOTAL OFFENSE</b>	<b>2810</b>	<b>3570</b>
Total Plays	588	613
Average Per Play	4.8	5.8
Average Per Game	312.2	396.7
<b>KICK RETURNS: #-Yards</b>	<b>22-576</b>	<b>21-437</b>
<b>PUNT RETURNS: #-Yards</b>	<b>15-56</b>	<b>13-23</b>
<b>INT RETURNS: #-Yards</b>	<b>5-63</b>	<b>5-80</b>
<b>KICK RETURN AVERAGE</b>	<b>26.2</b>	<b>20.8</b>
<b>PUNT RETURN AVERAGE</b>	<b>3.7</b>	<b>1.8</b>
<b>INT RETURN AVERAGE</b>	<b>12.6</b>	<b>16.0</b>
<b>FUMBLES-LOST</b>	<b>12-3</b>	<b>17-9</b>
<b>PENALTIES-Yards</b>	<b>47-385</b>	<b>62-545</b>
Average Per Game	42.8	60.6
<b>PUNTS-Yards</b>	<b>52-2128</b>	<b>41-1712</b>
Average Per Punt	40.9	41.8
Net punt average	38.2	38.9
<b>TIME OF POSSESSION/Game</b>	<b>31:10</b>	<b>28:50</b>
<b>3RD-DOWN Conversions</b>	<b>43/122</b>	<b>49/128</b>
3rd-Down Pct	35%	38%
<b>4TH-DOWN Conversions</b>	<b>3/10</b>	<b>6/12</b>
4th-Down Pct	30%	50%
<b>SACKS BY-Yards</b>	<b>9-47</b>	<b>18-120</b>
<b>MISC YARDS</b>	<b>10</b>	<b>0</b>
<b>TOUCHDOWNS SCORED</b>	<b>21</b>	<b>21</b>
<b>FIELD GOALS-ATTEMPTS</b>	<b>11-14</b>	<b>16-19</b>
<b>ON-SIDE KICKS</b>	<b>0-0</b>	<b>0-0</b>
<b>RED-ZONE SCORES</b>	<b>27-28 96%</b>	<b>23-31 74%</b>
<b>RED-ZONE TOUCHDOWNS</b>	<b>19-28 68%</b>	<b>16-31 52%</b>
<b>PAT-ATTEMPTS</b>	<b>21-21 100%</b>	<b>20-20 100%</b>
<b>ATTENDANCE</b>	<b>121580</b>	<b>300817</b>
Games/Avg Per Game	4/30395	5/60163

### GAME RESULTS

DATE	OPPONENT	W/L	SCORE	OVERALL	CONF.	TIME	ATT.
9/1	S. Carolina	L	13-10	0-1	0-1	3:26	30,304
9/10	Middle Tenn.	W	47-24	1-1	0-1	3:41	29,627
9/17	at Ga. Tech	L	38-7	1-2	0-1	3:08	41,916
9/24	at WKU	W	31-30 (OT)	2-2	0-1	3:38	23,774
10/1	Florida	L	13-6	2-3	0-2	3:19	30,565
10/8	at Kentucky	L	20-13	2-4	0-3	3:30	55,030
10/15	at Georgia	W	17-16	3-4	1-3	3:18	92,746
10/22	Tennessee St.	W	35-17	4-4	1-3	3:12	31,084
11/5	at Auburn	L	23-16	4-5	1-4	3:21	87,451
11/12	at Missouri						
11/19	Ole Miss						
11/26	Tennessee						

### INDIVIDUAL STATISTICS

PASSING	GP	EFF.	ATT-COMP-INT	PCT	YARDS	TD	LONG	AVG/G
Kyle Shurmur	9	105.31	130-236-4	55.1	1310	5	66	145.6
Wade Freebeck	3	80.52	6-13-1	46.2	77	0	22	25.7
TEAM	7	0.00	0-4-0	0.0	0	0	0	0.0
<b>Total</b>	<b>9</b>	<b>102.37</b>	<b>136-253-5</b>	<b>53.8</b>	<b>1387</b>	<b>5</b>	<b>66</b>	<b>154.1</b>
Opponents	9	127.32	173-291-5	59.5	2038	11	93	226.4

RUSHING	GP	ATT	GAIN	LOSS	NET	AVG	TD	LONG	AVG/G
Ralph Webb	9	177	926	25	901	5.1	6	49	100.1
K. Blasingame	9	70	334	3	331	4.7	7	22	36.8
Darrius Sims	8	14	122	8	114	8.1	0	33	14.2
Josh Crawford	7	13	69	5	64	4.9	0	20	9.1
Trent Sherfield	9	6	52	0	52	8.7	1	19	5.8
Dallas Rivers	9	11	23	1	22	2.0	1	5	2.4
D. Tennyson	5	2	13	3	10	5.0	0	13	2.0
Wade Freebeck	3	3	9	0	9	3.0	0	7	3.0
Kalija Lipscomb	9	2	2	1	1	0.5	0	2	0.1
Tommy Openshaw	9	1	0	2	-2	-2.0	0	0	-0.2
TEAM	7	3	0	6	-6	-2.0	0	0	-0.9
Sam Loy	9	1	-5	24	-29	-29.0	0	0	-3.2
Kyle Shurmur	9	32	78	122	-44	-1.4	0	14	-4.9
<b>Total</b>	<b>9</b>	<b>335</b>	<b>1623</b>	<b>200</b>	<b>1423</b>	<b>4.2</b>	<b>15</b>	<b>49</b>	<b>158.1</b>
Opponents	9	322	1690	158	1532	4.8	10	60	170.2

RECEIVING	GP	No.	YARDS	AVG	TD	LONG	AVG/G
C.J. Duncan	9	28	304	10.9	0	31	33.8
Kalija Lipscomb	9	23	278	12.1	2	45	30.9
Trent Sherfield	9	18	150	8.3	0	24	16.7
Jared Pinkney	9	16	180	11.2	2	23	20.0
Ralph Webb	9	16	126	7.9	0	37	14.0
Caleb Scott	9	10	190	19.0	0	66	21.1
Nathan Marcus	9	8	50	6.2	1	11	5.6
Sam Dobbs	9	4	51	12.8	0	30	5.7
K. Blasingame	9	4	8	2.0	0	9	0.9
Bailey McElwain	9	3	11	3.7	0	7	1.2
L. Rayford	7	2	16	8.0	0	14	2.3
Dallas Rivers	9	2	13	6.5	0	7	1.4
Sean Dowling	9	1	6	6.0	0	6	0.7
Darrius Sims	8	1	4	4.0	0	4	0.5
<b>Total</b>	<b>9</b>	<b>136</b>	<b>1387</b>	<b>10.2</b>	<b>5</b>	<b>66</b>	<b>154.1</b>
Opponents	9	173	2038	11.8	11	93	226.4



## 2016 STATISTICS

TOTAL OFFENSE	GP	PLAYS	RUSH	PASS	TOTAL	AVG/G
Kyle Shurmur	9	268	-44	1310	1266	140.7
Ralph Webb	9	177	901	0	901	100.1
K. Blasingame	9	70	331	0	331	36.8
Darrius Sims	8	14	114	0	114	14.2
Wade Freebeck	3	16	9	77	86	28.7
Josh Crawford	7	13	64	0	64	9.1
Trent Sherfield	9	6	52	0	52	5.8
Dallas Rivers	9	11	22	0	22	2.4
D. Tennyson	5	2	10	0	10	2.0
Kalija Lipscomb	9	2	1	0	1	0.1
Tommy Openshaw	9	1	-2	0	-2	-0.2
TEAM	7	7	-6	0	-6	-0.9
Sam Loy	9	1	-29	0	-29	-3.2
<b>Total</b>	<b>9</b>	<b>588</b>	<b>1423</b>	<b>1387</b>	<b>2810</b>	<b>312.2</b>
Opponents	9	613	1532	2038	3570	396.7

ALL-PURPOSE	GP	RUSH	REC	PR	KOR	RET	TOTAL	AVG
Ralph Webb	9	901	126	0	49	0	1076	119.6
Darrius Sims	8	114	4	0	481	0	599	74.9
Kalija Lipscomb	9	1	278	62	0	0	341	37.9
K. Blasingame	9	331	8	0	0	0	339	37.7
C.J. Duncan	9	0	304	4	23	0	331	36.8
Trent Sherfield	9	52	150	0	0	0	202	22.4
Caleb Scott	9	0	190	0	0	0	190	21.1
Jared Pinkney	9	0	180	0	0	0	180	20.0
Josh Crawford	7	64	0	0	0	0	64	9.1
Oren Burks	9	0	0	0	0	59	59	6.6
Nathan Marcus	9	0	50	0	3	0	53	5.9
Sam Dobbs	9	0	51	0	0	0	51	5.7
Dallas Rivers	9	22	13	0	0	0	35	3.9
L. Rayford	7	0	16	0	0	0	16	2.3
Bailey McElwain	9	0	11	0	0	0	11	1.2
D. Tennyson	5	10	0	0	0	0	10	2.0
Ryan White	9	0	0	-10	20	0	10	1.1
Wade Freebeck	3	9	0	0	0	0	9	3.0
Sean Dowling	9	0	6	0	0	0	6	0.7
Tre Herndon	9	0	0	0	0	4	4	0.4
Tommy Openshaw	9	-2	0	0	0	0	-2	-0.2
TEAM	7	-6	0	0	0	0	-6	-0.9
Sam Loy	9	-29	0	0	0	0	-29	-3.2
Kyle Shurmur	9	-44	0	0	0	0	-44	-4.9
<b>Total</b>	<b>9</b>	<b>1423</b>	<b>1387</b>	<b>56</b>	<b>576</b>	<b>63</b>	<b>3505</b>	<b>389.4</b>
Opponents	9	1532	2038	23	437	80	4110	456.7

FIELD GOALS	FGM-FGA	%	1-29	30-39	40-49	50+	Lg	Blk
Tommy Openshaw	11-14	78.6	3-3	5-5	2-5	1-1	52	0

PUNTING	No.	Yds	AVG	LONG	TB	FC	I-20	Blk
Sam Loy	47	2038	43.4	67	6	12	17	2
TEAM	3	34	11.3	28	0	0	0	0
Reid Nelson	2	56	28.0	35	0	0	0	0
<b>Total</b>	<b>52</b>	<b>2128</b>	<b>40.9</b>	<b>67</b>	<b>6</b>	<b>12</b>	<b>17</b>	<b>2</b>
Opponents	41	1712	41.8	62	3	12	19	0

SCORING	TDs	FGs	PATs					DXP	SAF	Pts
			KICK	RUSH	REC	PASS				
Tommy Openshaw	0	11-14	21-21	0-0	0	0-0	0	0	54	
K. Blasingame	7	0-0	0-0	0-0	0	0-0	0	0	42	
Ralph Webb	6	0-0	0-0	0-0	0	0-0	0	0	36	
Kalija Lipscomb	2	0-0	0-0	0-0	0	0-0	0	0	12	
Jared Pinkney	2	0-0	0-0	0-0	0	0-0	0	0	12	
T. Ferguson	1	0-0	0-0	0-0	0	0-0	0	0	6	
Trent Sherfield	1	0-0	0-0	0-0	0	0-0	0	0	6	
Nathan Marcus	1	0-0	0-0	0-0	0	0-0	0	0	6	
Dallas Rivers	1	0-0	0-0	0-0	0	0-0	0	0	6	
TEAM	0	0-0	0-0	0-0	0	0-0	0	1	2	
<b>Total</b>	<b>21</b>	<b>11-14</b>	<b>21-21</b>	<b>0-0</b>	<b>0</b>	<b>0-0</b>	<b>0</b>	<b>1</b>	<b>182</b>	
Opponents	21	16-19	20-20	0-0	0	0-1	0	0	194	

KICKOFF RETURNS	No.	Yds	AVG	TD	LONG
Darrius Sims	15	481	32.1	0	95
C.J. Duncan	3	23	7.7	0	10
Ralph Webb	2	49	24.5	0	26
Ryan White	1	20	20.0	0	20
Nathan Marcus	1	3	3.0	0	3
<b>Total</b>	<b>22</b>	<b>576</b>	<b>26.2</b>	<b>0</b>	<b>95</b>
Opponents	21	437	20.8	0	42

PUNT RETURNS	No.	Yds	AVG	TD	LONG
Kalija Lipscomb	8	62	7.8	0	17
Ryan White	5	-10	-2.0	0	4
C.J. Duncan	2	4	2.0	0	3
<b>Total</b>	<b>15</b>	<b>56</b>	<b>3.7</b>	<b>0</b>	<b>17</b>
Opponents	13	23	1.8	0	7

FIELD GOAL SEQUENCE	VANDERBILT	OPPONENT
South Carolina	(36),45	(48),(55)
Middle Tennessee	(32)	(39),44
at Georgia Tech	(41)	--
at Western Kentucky	(22)	25,(25)
Florida	(38),(27)	(42),(26)
at Kentucky	(48),49,(26)	(46),(28)
at Georgia	(38)	(45),(22),(36)
Tennessee State	48	(37)
at Auburn	(52),(34),(47)	(45),(53),(33),35
at Missouri		
Ole Miss		
Tennessee		

Numbers in (parentheses) indicate successful field goals.



## 2016 STATISTICS

### PASSING

	Com-Att-Yds-TD-Int	K. Shurmur	W. Freebeck
S. Carolina	8-22-73-0-0		0-1-0-0-0
Middle Tennessee	15-28-113-1-0		DNP
at Georgia Tech	17-26-149-1-1		3-5-41-0-0
at WKU	18-29-279-1-1		DNP
Florida	9-25-82-0-1		3-7-36-0-1
at Kentucky	17-29-141-0-0		DNP
at Georgia	7-18-109-0-0		DNP
Tennessee State	15-23-143-1-0		DNP
at Auburn	24-36-221-1-1		DNP
at Missouri			
Ole Miss			
Tennessee			
<b>TOTALS</b>	<b>130-236-1310-5-4</b>		<b>6-13-77-0-1</b>



### RUSHING

	#-Yds/TD	SC	MT	GT	WKU	FLA	UK	UGA	TSU	AU	MIZ	MISS	TENN
Ralph Webb	177-901/6	20-97/0	29-211/2	18-69/0	27-95/3	24-110/0	18-100/0	19-48/1	9-125/0	13-46/0			
K. Blasingame	70-331/7	15-68/1	6-19/2	5-11/0	6-19/0	5-41/0	5-26/0	5-17/1	14-100/3	9-30/0			
Darrius Sims	14-114/0	DNP	-	-	1-(-6)/0	2-23/0	-	1-18/0	5-50/0	5-29/0			
Josh Crawford	13-64/0	DNP	1-5/0	2-1/0	DNP	2-10/0	1-3/0	-	6-49/0	1-(-4)/0			
Trent Sherfield	6-52/1	1-9/0	1-4/0	-	-	-	-	-	1-14/1	3-25/0			
Dallas Rivers	11-22/1	-	5-7/1	2-6/0	-	-	-	-	4-9/0	-			
D. Tennyson	2-10/0	1-(-3)/0	-	-	DNP	DNP	DNP	-	1-13/0	DNP			
Wade Freebeck	3-9/0	2-7/0	DNP	1-2/0	DNP	-	DNP	DNP	DNP	DNP			
Kalija Lipscomb	2-1/0	1-(-1)/0	-	-	-	-	-	-	-	1-2/0			
Tommy Openshaw	1-(-2)/0	-	1-(-2)/0	-	-	-	-	-	-	-			
TEAM	3-(-6)/0	DNP	-	DNP	-	-	-	3-(-6)/0	-	-			
Sam Loy	1-(-29)/0	-	-	-	-	1-(-29)/0	-	-	-	-			
Kyle Shurmur	32-(-44)/0	2-(-8)/0	2-(-13)/0	2-(-4)/0	8-2/0	3-(-8)/0	8-12/0	4-(-15)/0	2-(-2)/0	1-(-8)/0			

### RECEIVING

	#-Yds/TD	SC	MT	GT	WKU	FLA	UK	UGA	TSU	AU	MIZ	MISS	TENN
C.J. Duncan	28-304/0	2-24/0	1-(-2)/0	1-22/0	5-66/0	3-31/0	5-51/0	-	4-33/0	7-79/0			
Kalija Lipscomb	23-278/2	1-15/0	1-16/1	6-59/1	3-56/0	3-43/0	3-11/0	1-27/0	2-26/0	3-25/0			
Caleb Scott	10-190/0	-	-	3-31/0	1-66/0	1-11/0	-	1-12/0	-	4-70/0			
Jared Pinkney	16-180/2	-	2-32/0	3-24/0	3-41/0	-	1-16/0	-	4-50/1	3-17/1			
Trent Sherfield	18-150/0	-	4-26/0	2-22/0	2-38/0	-	4-21/0	2-19/0	3-15/0	1-9/0			
Ralph Webb	16-126/0	3-28/0	1-(-5)/0	2-15/0	2-4/0	2-17/0	1-5/0	2-44/0	1-15/0	2-3/0			
Sam Dobbs	4-51/0	-	2-18/0	-	1-3/0	-	1-30/0	-	-	-			
Nathan Marcus	8-50/1	1-6/0	1-9/0	1-8/0	1-5/1	2-15/0	2-7/0	-	-	-			
L. Rayford	2-16/0	-	-	1-2/0	DNP	DNP	-	-	-	1-14/0			
Dallas Rivers	2-13/0	-	-	1-7/0	-	-	-	-	-	1-6/0			
Bailey McElwain	3-11/0	-	1-4/0	-	-	-	-	1-7/0	-	1-0/0			
K. Blasingame	4-8/0	1-0/0	1-9/0	-	-	1-1/0	-	-	-	1-(-2)/0			
Sean Dowling	1-6/0	-	1-6/0	-	-	-	-	-	-	-			
Darrius Sims	1-4/0	DNP	-	-	-	-	-	-	1-4/0	-			

### PUNT RETURNS

	#-Yds	SC	MT	GT	WKU	FLA	UK	UGA	TSU	AU	MIZ	MISS	TENN
Kalija Lipscomb	8-62	-	1-11	1-7	1-3	2-14	-	3-27	-	-			
C.J. Duncan	2-4	2-4	-	-	-	-	-	-	-	-			
Ryan White	5-(-10)	-	1-0	-	-	-	4-(-10)	-	-	-			

### KICK RETURNS

	#-Yds	SC	MT	GT	WKU	FLA	UK	UGA	TSU	AU	MIZ	MISS	TENN
Darrius Sims	15-481	DNP	3-95	3-57	3-69	-	3-109	2-124	1-27	-			
Ralph Webb	2-49	2-49	-	-	-	-	-	-	-	-			
C.J. Duncan	3-23	-	-	-	-	-	-	-	1-7	2-16			
Ryan White	1-20	-	1-20	-	-	-	-	-	-	-			
Nathan Marcus	1-3	-	-	-	-	-	1-3	-	-	-			



# 2016 STATISTICS

## DEFENSIVE STATS

#	Name	GP	Tackles			TFL/Yds	Sacks		Pass Def		QBH	Fumbles		Blocked	
			Solo	Ast	Total		No-Yards	Int-Yds	BrUp	Rcv-Yds		FF	Kick	Saf	
41	Zach Cunningham	9-9	47	47	94	13.5-24	.	.	1	1	2-0	1	1	.	
14	Ryan White	9-9	36	24	60	2.5-4	.	.	5	.	.	2	.	.	
13	LaDarius Wiley	9-6	33	25	58	1.5-13	1.0-11	.	2	.	1-55	2	.	.	
40	Ja'karri Thomas	9-6	26	24	50	3.5-5	.	.	.	.	.	.	.	.	
5	Torren McGaster	9-7	30	17	47	2.0-2	.	1-0	6	1	2-0	.	.	.	
3	T. Ferguson	9-6	21	14	35	3.0-8	.	1-0	6	.	1-22	1	.	.	
20	Oren Burks	9-8	18	15	33	4.5-15	3.0-13	1-59	5	4	.	1	.	.	
31	Tre Herndon	9-9	18	11	29	0.5-3	.	2-4	5	.	1-27	.	.	.	
2	Arnold Tarpley	8-3	13	5	18	0.5-1	.	.	2	.	.	1	.	.	
49	Jonathan Wynn	9-7	12	6	18	1.0-1	.	.	2	1	.	.	.	.	
34	Dare Odeyingbo	9-2	8	8	16	4.0-13	1.0-7	.	1	1	1-0	.	.	.	
69	Adam Butler	9-9	10	6	16	5.5-25	2.0-13	.	1	2	.	.	.	.	
77	Nifae Lealao	9-8	8	6	14	2.5-5	1.5-2	.	2	.	.	.	.	.	
52	Nigel Bowden	3-3	5	9	14	.	.	.	.	.	.	.	.	.	
99	Landon Stokes	9-5	5	7	12	0.5-1	0.5-1	.	1	4	.	.	.	.	
43	Jordan Griffin	9-0	5	6	11	0.5-1	.	.	.	.	.	.	.	.	
11	Charles Wright	8-0	6	2	8	3.0-13	.	.	.	1	1-0	.	.	.	
8	J. Williams	7-0	5	3	8	.	.	.	1	.	.	.	.	.	
30	Bryce Lewis	9-2	5	3	8	.	.	.	.	.	.	.	.	.	
94	Torey Agee	9-0	2	6	8	.	.	.	.	1	.	.	.	.	
7	Emmanuel Smith	7-0	4	2	6	.	.	.	1	.	.	.	.	.	
21	D. Sheffied	9-0	2	3	5	.	.	.	.	.	.	.	.	.	
9	Caleb Peart	8-0	3	2	5	.	.	.	.	.	.	.	.	.	
74	Jay Woods	9-0	1	3	4	.	.	.	.	.	.	.	.	.	
44	N. Mitchell	8-0	.	4	4	0.5-1	.	.	.	1	.	.	.	.	
17	Tommy Openshaw	9-0	2	1	3	.	.	.	.	.	.	.	.	.	
28	Dallas Rivers	9-0	.	3	3	.	.	.	.	.	.	.	.	.	
83	Nathan Marcus	9-8	2	1	3	.	.	.	.	.	.	.	.	.	
7	Ralph Webb	9-9	1	1	2	.	.	.	.	.	.	1	.	.	
39	Bailey McElwain	9-4	1	1	2	.	.	.	.	.	.	.	.	.	
6	Darrius Sims	8-0	1	1	2	.	.	.	.	.	.	.	.	.	
89	Sean Dowling	9-3	1	.	1	.	.	.	.	.	.	.	.	.	
26	Andrew Rector	3-0	.	1	1	.	.	.	.	.	.	.	.	.	
24	Jalen Banks	7-0	1	.	1	.	.	.	.	.	.	.	.	.	
23	K. Blasingame	9-1	.	1	1	.	.	.	.	.	.	.	.	.	
19	C.J. Duncan	9-2	.	1	1	.	.	.	.	.	.	.	.	.	
16	Kalija Lipscomb	9-7	1	.	1	.	.	.	.	.	.	.	.	.	
14	Kyle Shurmur	9-9	1	.	1	.	.	.	.	.	.	.	.	.	
10	Trent Sherfield	9-6	1	.	1	.	.	.	.	.	.	.	.	.	
25	Josh Smith	5-0	1	.	1	.	.	.	.	1	.	.	.	.	
87	W. Guillory	2-0	.	1	1	.	.	.	.	.	.	.	.	.	
TM	TEAM	7-0	.	.	.	.	.	.	.	.	.	.	.	1	
	<b>Total</b>	<b>9-0</b>	<b>337</b>	<b>270</b>	<b>607</b>	<b>49-135</b>	<b>9-47</b>	<b>5-63</b>	<b>41</b>	<b>18</b>	<b>9-101</b>	<b>9</b>	<b>1</b>	<b>1</b>	
	Opponents	9-0	338	245	583	50.0-192	18-120	5-80	37	23	3-0	6	2	.	

INTERCEPTIONS/RET.	No.-Yds	SC	MT	GT	WKU	FLA	UK	UGA	TSU	AU	MIZ	MISS	TENN
Tre Herndon	2-4	-	-	-	1-0	-	1-4	-	-	-	-	-	-
Oren Burks	1-59	-	1-59	-	-	-	-	-	-	-	-	-	-
T. Ferguson	1-0	-	-	1-0	-	-	-	-	-	-	-	-	-
Torren McGaster	1-0	-	-	-	-	-	-	-	1-0	-	-	-	-

QB SACKS	UA-A-TOTAL	SC	MT	GT	WKU	FLA	UK	UGA	TSU	AU	MIZ	MISS	TENN
Oren Burks	3-0-3.0	-	1.0-7	-	1.0-1	-	-	-	1.0-5	-	-	-	-
Adam Butler	2-0-2.0	-	-	-	-	2.0-13	-	-	-	-	-	-	-
Nifae Lealao	1-1-1.5	-	-	-	-	-	-	-	1.5-2	-	-	-	-
LaDarius Wiley	1-0-1.0	-	-	-	-	-	-	1.0-11	-	-	-	-	-
Dare Odeyingbo	1-0-1.0	-	-	1.0-7	-	-	-	-	-	-	-	-	-
Landon Stokes	0-1-0.5	-	-	-	-	-	-	-	0.5-1	-	-	-	-



## 2016 STATISTICS

<b>TACKLES</b>	<b>SOLO-ASSISTED-TOTAL</b>	<b>SC</b>	<b>MT</b>	<b>GT</b>	<b>WKU</b>	<b>FLA</b>	<b>UK</b>	<b>UGA</b>	<b>TSU</b>	<b>AU</b>	<b>MIZ</b>	<b>MISS</b>	<b>TENN</b>
Zach Cunningham	47-47-94	6-6	5-5	7-0	4-5	5-9	7-3	6-13	1-3	6-3			
Ryan White	36-24-60	3-2	4-6	3-0	4-1	1-3	5-4	6-6	5-1	5-1			
LaDarius Wiley	33-25-58	3-1	1-3	5-3	3-4	4-6	5-3	4-3	3-0	5-2			
Ja'karri Thomas	26-24-50	-	-	2-0	3-6	4-7	10-0	2-6	2-2	3-3			
Torren McGaster	30-17-47	0-2	4-2	1-3	7-2	5-2	1-1	5-4	1-0	6-1			
T. Ferguson	21-14-35	2-0	2-4	1-0	4-1	1-1	6-1	1-4	2-1	2-2			
Oren Burks	18-15-33	5-1	2-2	2-3	4-0	0-2	2-1	0-3	1-1	2-2			
Tre Herndon	18-11-29	1-2	3-1	2-0	5-0	1-3	2-2	0-1	3-1	1-1			
Arnold Tarpley	13-5-18	2-0	3-0	DNP	2-0	-	0-1	4-2	2-2	-			
Jonathan Wynn	12-6-18	1-0	-	1-0	2-1	0-1	2-0	1-2	1-2	4-0			
Dare Odeyingbo	8-8-16	2-1	0-1	2-1	-	1-0	-	0-3	1-0	2-2			
Adam Butler	10-6-16	1-0	0-1	3-0	1-0	3-2	0-1	0-1	0-1	2-0			
Nifae Lealao	8-6-14	1-0	0-2	-	-	0-1	6-0	0-1	1-1	0-1			
Nigel Bowden	5-9-14	1-2	1-5	3-2	DNP	DNP	DNP	DNP	DNP	DNP			
Landon Stokes	5-7-12	1-0	0-1	2-0	0-1	0-1	1-0	0-2	1-2	-			
Jordan Griffin	5-6-11	1-0	1-1	1-0	-	0-1	-	-	0-2	2-2			
Charles Wright	6-2-8	1-0	1-0	1-0	-	2-0	1-0	0-2	DNP	-			
J. Williams	5-3-8	1-0	1-0	1-0	0-1	DNP	-	1-1	1-1	DNP			
Bryce Lewis	5-3-8	1-0	0-1	-	-	1-1	-	2-1	-	1-0			
Torey Agee	2-6-8	1-1	0-1	1-1	-	-	-	0-1	0-1	0-1			
Emmanuel Smith	4-2-6	-	1-1	1-0	-	DNP	-	2-1	-	DNP			
D. Sheffield	2-3-5	1-0	1-1	-	-	0-1	-	0-1	-	-			
Caleb Peart	3-2-5	DNP	2-1	-	-	-	-	0-1	1-0	-			
Jay Woods	1-3-4	-	0-2	0-1	-	-	-	-	1-0	-			
N. Mitchell	0-4-4	0-1	0-2	DNP	-	-	-	-	-	0-1			
Tommy Openshaw	2-1-3	-	0-1	-	-	-	2-0	-	-	-			
Dallas Rivers	0-3-3	-	-	-	-	-	-	0-1	0-2	-			
Nathan Marcus	2-1-3	-	1-0	-	-	1-0	0-1	-	-	-			
Ralph Webb	1-1-2	-	1-1	-	-	-	-	-	-	-			
Bailey McElwain	1-1-2	-	-	-	-	0-1	-	-	1-0	-			
Darrius Sims	1-1-2	DNP	0-1	-	-	1-0	-	-	-	-			
Sean Dowling	1-0-1	-	-	-	-	1-0	-	-	-	-			
Andrew Rector	0-1-1	0-1	DNP	-	DNP	-	DNP	DNP	DNP	DNP			
Jalen Banks	1-0-1	1-0	DNP	DNP	-	-	-	-	-	-			
K. Blasingame	0-1-1	-	-	-	-	-	-	-	0-1	-			
C.J. Duncan	0-1-1	-	-	-	-	-	-	-	-	0-1			
Kalija Lipscomb	1-0-1	-	-	-	1-0	-	-	-	-	-			
Kyle Shurmur	1-0-1	-	-	1-0	-	-	-	-	-	-			
Trent Sherfield	1-0-1	-	1-0	-	-	-	-	-	-	-			
Josh Smith	1-0-1	DNP	1-0	DNP	-	-	DNP	DNP	-	-			
W. Guillory	0-1-1	DNP	DNP	DNP	DNP	DNP	DNP	DNP	-	0-1			
Sam Loy	1-0-1	-	-	-	-	-	-	-	-	1-0			

<b>FUMBLES</b>	<b>FF/FR</b>	<b>SC</b>	<b>MT</b>	<b>GT</b>	<b>WKU</b>	<b>FLA</b>	<b>UK</b>	<b>UGA</b>	<b>TSU</b>	<b>AU</b>	<b>MIZ</b>	<b>MISS</b>	<b>TENN</b>
Oren Burks	1/0	1/0	0/0	0/0	0/0	0/0	0/0	0/0	0/0	0/0			
Charles Wright	0/1	0/1	0/0	0/0	0/0	0/0	0/0	0/0	0/0	0/0			
Zach Cunningham	1/2	0/1	1/0	0/0	0/0	0/0	0/0	0/0	0/0	0/1			
Ralph Webb	1/0	0/0	1/0	0/0	0/0	0/0	0/0	0/0	0/0	0/0			
LaDarius Wiley	2/1	0/0	0/1	0/0	0/0	0/0	0/0	0/0	1/0	1/0			
Tre Herndon	0/1	0/0	0/0	0/0	0/1	0/0	0/0	0/0	0/0	0/0			
Torren McGaster	0/2	0/0	0/0	0/0	0/1	0/1	0/0	0/0	0/0	0/0			
T. Ferguson	1/1	0/0	0/0	0/0	1/0	0/0	0/1	0/0	0/0	0/0			
Arnold Tarpley	1/0	0/0	0/0	0/0	1/0	0/0	0/0	0/0	0/0	0/0			
Ryan White	2/0	0/0	0/0	0/0	0/0	0/0	1/0	0/0	1/0	0/0			
Dare Odeyingbo	0/1	0/0	0/0	0/0	0/0	0/0	0/0	0/0	0/0	0/0			



## 2016 STATISTICS

### GAME-BY-GAME TEAM COMPARISONS (NOTE: GAME TOTALS ARE DISPLAYED IN THE FORMAT TEAM/OPPONENT FOR EACH CATEGORY)

	SCORE	1ST DOWNS	RUSHING	PASSING	RUSH Yds	PASS Yds	PLAYS-TOTAL Yds	RET. Yds	TURNOVERS
South Carolina	L 13-10	14/14	9/4	4/10	42-169/32-121	73/187	65-242/62-308	53/8	0/2
Middle Tennessee	W 47-24	20/25	12/6	6/19	45-231/21-96	113/399	73-344/86-495	240/96	1/2
at Georgia Tech	L 38-7	17/21	4/14	12/5	30-85/46-289	190/222	61-275/63-511	64/114	1/1
at Western Kentucky	W 31-30	19/27	5/12	10/12	42-110/33-205	279/291	71-389/74-496	99/9	1/3
Florida	L 13-6	21/15	10/6	8/7	37-147/35-92	118/144	69-265/63-236	11/31	3/1
at Kentucky	L 20-13	18/20	9/18	9/2	32-141/52-258	141/49	62-282/76-307	128/71	1/2
at Georgia	W 17-16	9/23	3/4	5/17	32-62/35-75	109/346	50-171/75-421	151/43	0/0
Tennessee State	W 35-17	28/19	16/7	9/10	42-358/23-125	143/285	66-501/53-410	34/59	0/2
at Auburn	L 23-16	22/16	6/11	15/4	33-120/45-271	221/115	71-341/62-386	16/109	1/1
at Missouri									
Ole Miss									
Tennessee									
<b>Totals</b>	<b>182-194</b>	<b>168/180</b>	<b>74/82</b>	<b>78/86</b>	<b>335-1423/322-1532</b>	<b>1387/2038</b>	<b>588-2810/613-3570</b>	<b>796/540</b>	<b>8/14</b>

### GAME-BY-GAME TEAM COMPARISONS (NOTE: GAME TOTALS ARE DISPLAYED IN THE FORMAT TEAM/OPPONENT FOR EACH CATEGORY)

	3RD DOWN	4TH DOWN	TIME POSS	MARGIN	Yds/RUSH	Yds/PASS	Yds/PLAY	PUNTING	PENALTY Yds
South Carolina	4-15/6-16	0-1/0-0	33:15/26:45	6:30	4.0/3.8	3.2/6.2	3.7/5.0	8-37.1/7-39.9	33/51
Middle Tennessee	4-12/10-19	1-2/0-2	31:02/28:58	2:04	5.1/4.6	4.0/6.1	4.7/5.8	5-39.4/4-38.5	40/92
at Georgia Tech	4-13/8-15	0-1/0-1	30:28/29:32	0:56	2.8/6.3	6.1/13.1	4.5/8.1	8-40.1/4-42.5	45/55
at Western Kentucky	8-16/3-12	0-0/2-3	32:23/27:37	4:46	2.6/6.2	9.6/7.1	5.5/6.7	6-32.7/3-42.0	51/88
Florida	5-15/6-15	0-1/0-0	32:55/27:05	5:50	4.0/2.6	3.7/5.1	3.8/3.7	6-47.5/7-51.9	47/45
at Kentucky	3-12/4-15	0-2/3-3	27:16/32:44	-5:28	4.4/5.0	4.7/2.0	4.5/4.0	5-42.2/5-36.2	35/42
at Georgia	4-14/6-17	0-0/1-2	24:56/35:04	-10:08	1.9/2.1	6.1/8.6	3.4/5.6	8-47.2/6-38.0	45/53
Tennessee State	4-9/2-7	1-1/0-1	33:05/26:55	6:10	8.5/5.4	6.0/9.5	7.6/7.7	2-38.0/3-39.3	63/63
at Auburn	7-16/4-12	1-2/0-0	35:09/24:51	10:18	3.6/6.0	5.8/6.8	4.8/6.2	4-41.8/2-46.5	26/56
at Missouri									
Ole Miss									
Tennessee									
<b>Totals</b>	<b>43-122/49-128</b>	<b>3-10/6-12</b>	<b>280:29/259:31</b>	<b>20:58</b>	<b>4.2/4.8</b>	<b>5.5/7.0</b>	<b>4.8/5.8</b>	<b>52-40.9/41-41.8</b>	<b>385/545</b>

# #TrackZach

**94 tkl**  
1st in SEC  
8th in FBS

**13.5 tfl**  
2nd in SEC  
9th in FBS

**19 tkl vs UGA**  
3rd highest single-game total in FBS this season

**BUTKUS AWARD SEMIFINALIST**

**BEDNARIK AWARD SEMIFINALIST**

**WALTER CAMP National PoW**

**ATHLON SPORTS SEC Defensive PoW**

**CBS SPORTS SEC PoW**

**SEC Defensive PoW**

# ZACH CUNNINGHAM



## 2016 STATISTICS

### 3RD DOWNS

	SCORE	OVERALL	1ST QTR	2ND QTR	3RD QTR	4TH QTR
South Carolina	L 13-10	4-15 (26.7%)	3-5 (60.0%)	0-3 (0.0%)	0-3 (0.0%)	1-4 (25.0%)
Middle Tennessee	W 47-24	4-12 (33.3%)	1-4 (25.0%)	3-4 (75.0%)	0-2 (0.0%)	0-2 (0.0%)
at Georgia Tech	L 38-7	4-13 (30.8%)	3-4 (75.0%)	0-3 (0.0%)	0-2 (0.0%)	1-4 (25.0%)
at Western Kentucky	W 31-30	8-16 (50.0%)	0-3 (0.0%)	5-6 (83.3%)	2-3 (66.7%)	0-3 (0.0%)
Florida	L 13-6	5-15 (33.3%)	1-4 (25.0%)	1-3 (33.3%)	1-3 (33.3%)	2-5 (40.0%)
at Kentucky	L 20-13	3-12 (25.0%)	1-3 (33.3%)	0-2 (0.0%)	1-3 (33.3%)	1-4 (25.0%)
at Georgia	W 17-16	4-14 (28.6%)	0-3 (0.0%)	2-4 (50.0%)	0-3 (0.0%)	2-4 (50.0%)
Tennessee State	W 35-17	4-9 (44.4%)	0-1 (0.0%)	1-2 (50.0%)	0-2 (0.0%)	3-4 (75.0%)
at Auburn	L 23-16	7-16 (43.8%)	1-4 (25.0%)	3-4 (75.0%)	3-4 (75.0%)	0-4 (0.0%)
at Missouri						
Ole Miss						
Tennessee						
<b>Totals</b>		<b>43-122 (35.2%)</b>	<b>10-31 (32.3%)</b>	<b>15-31 (48.4%)</b>	<b>7-25 (28.0%)</b>	<b>10-34 (29.4%)</b>
Opponents		49-128 (38.3%)	9-25 (36.0%)	14-37 (37.8%)	15-31 (48.4%)	11-35 (31.4%)

### 4TH DOWNS

	SCORE	OVERALL	1ST QTR	2ND QTR	3RD QTR	4TH QTR
South Carolina	L 13-10	0-1 (0.0%)	0-0 (0.0%)	0-0 (0.0%)	0-0 (0.0%)	0-1 (0.0%)
Middle Tennessee	W 47-24	1-2 (50.0%)	0-0 (0.0%)	0-0 (0.0%)	1-2 (50.0%)	0-0 (0.0%)
at Georgia Tech	L 38-7	0-1 (0.0%)	0-0 (0.0%)	0-0 (0.0%)	0-1 (0.0%)	0-0 (0.0%)
at Western Kentucky	W 31-30	0-0 (0.0%)	0-0 (0.0%)	0-0 (0.0%)	0-0 (0.0%)	0-0 (0.0%)
Florida	L 13-6	0-1 (0.0%)	0-0 (0.0%)	0-0 (0.0%)	0-0 (0.0%)	0-1 (0.0%)
at Kentucky	L 20-13	0-2 (0.0%)	0-0 (0.0%)	0-0 (0.0%)	0-1 (0.0%)	0-1 (0.0%)
at Georgia	W 17-16	0-0 (0.0%)	0-0 (0.0%)	0-0 (0.0%)	0-0 (0.0%)	0-0 (0.0%)
Tennessee State	W 35-17	1-1 (100.0%)	0-0 (0.0%)	1-1 (100.0%)	0-0 (0.0%)	0-0 (0.0%)
at Auburn	L 23-16	1-2 (50.0%)	0-1 (0.0%)	0-0 (0.0%)	0-0 (0.0%)	1-1 (100.0%)
at Missouri						
Ole Miss						
Tennessee						
<b>Totals</b>		<b>3-10 (30.0%)</b>	<b>0-1 (0.0%)</b>	<b>1-1 (100.0%)</b>	<b>1-4 (25.0%)</b>	<b>1-4 (25.0%)</b>
Opponents		6-12 (50.0%)	2-2 (100.0%)	1-2 (50.0%)	1-1 (100.0%)	2-7 (28.6%)

### VANDERBILT-INSIDE OPPONENT 20-YARD LINE

OPPONENT	SCORE	Times in RZ	Times SCORED	TOTAL Pts	TDs	RUSH TDs	PASS TDs	FG MADE	FGA	DOWN	-----FAILED IN RED ZONE-----				HALF	GM
											INT	FUMB				
South Carolina	L 13-10	2	2	10	1	1	0	1	0	0	0	0	0	0	0	
Middle Tennessee	W 47-24	7	7	45	6	5	1	1	0	0	0	0	0	0	0	
at Georgia Tech	L 38-7	1	1	7	1	0	1	0	0	0	0	0	0	0	0	
at Western Kentucky	W 31-30	5	5	31	4	3	1	1	0	0	0	0	0	0	0	
Florida	L 13-6	2	2	6	0	0	0	2	0	0	0	0	0	0	0	
at Kentucky	L 20-13	2	1	3	0	0	0	1	0	1	0	0	0	0	0	
at Georgia	W 17-16	3	3	17	2	2	0	1	0	0	0	0	0	0	0	
Tennessee State	W 35-17	4	4	28	4	4	0	0	0	0	0	0	0	0	0	
at Auburn	L 16-23	2	2	10	1	0	1	1	0	0	0	0	0	0	0	
at Missouri																
Ole Miss																
Tennessee																
<b>VU Season Totals:</b> 27 of 28 (96.4%)		28	27	157	19	15	4	8	0	1	0	0	0	0	0	

### OPPONENTS-INSIDE VANDERBILT 20-YARD LINE

OPPONENT	SCORE	Times in RZ	Times SCORED	TOTAL Pts	TDs	RUSH TDs	PASS TDs	FG MADE	FGA	DOWN	-----FAILED IN RED ZONE-----				HALF	GM
											INT	FUMB				
South Carolina	L 13-10	3	1	7	1	1	0	0	0	0	0	0	1	1	0	
Middle Tennessee	W 47-24	4	3	21	3	0	3	0	0	1	0	0	0	0	0	
at Georgia Tech	L 38-7	4	3	21	3	3	0	0	0	0	1	0	0	0	0	
at Western Kentucky	W 31-30	6	4	23	3	2	1	1	1	0	1	0	0	0	0	
Florida	L 13-6	3	2	10	1	1	0	1	0	0	0	1	0	0	0	
at Kentucky	L 20-13	3	3	17	2	2	0	1	0	0	0	0	0	0	0	
at Georgia	W 17-16	3	3	13	1	0	1	2	0	0	0	0	0	0	0	
Tennessee State	W 35-17	2	2	10	1	0	1	1	0	0	0	0	0	0	0	
at Auburn	L 16-23	3	2	10	1	1	0	1	1	0	0	0	0	0	0	
at Missouri																
Ole Miss																
Tennessee																
<b>Opponent Season Totals:</b> 23 of 31 (74.2%)		31	23	132	16	10	6	7	2	1	2	2	1	0		



# GAME 1

South Carolina  
Sept. 1 | Nashville

**NASHVILLE** – Will Muschamp had no worries about sending Elliott Fry out for the longest field goal of his career. Even though this was the coach's first game with South Carolina, he had seen the kicker connect repeatedly in clutch situations.

Fry kicked a career-long 55-yard field goal with 35 seconds left, and the South Carolina Gamecocks rallied from a 10-point halftime deficit to beat Vanderbilt 13-10 Thursday night in Muschamp's debut as head coach.

Muschamp started Orth at quarterback and also played freshman Brandon McIlwain. But it was Orth who went back into the game in the third quarter and threw for 152 yards rallying the Gamecocks to their eighth straight victory over Vanderbilt in the Southeastern Conference opener for both teams.

Vanderbilt now is 0-3 in season openers under coach Derek Mason, though his Commodores did manage to score an offensive touchdown in the first half. But Tommy Openshaw missed a 45-yard field goal wide left with 3:44 left, and Vandy turned it over on downs with 14 seconds left.

"Every decision we made will be questioned," Mason said. "The bottom line is we didn't win this game. Now we have to get back to next week and play MTSU."

Fry also kicked a 48-yard field goal in the third quarter, and Deebo Samuel atoned for a fumbled punt in the first quarter by scoring an 8-yard TD on an end-around with 7:30 left. Fry had total confidence he could connect from 55 after barely coming up short from 62 in warmups.

TEAM	1	2	3	4	FINAL	RECORD
SC	0	0	3	10	13	1-0, 1-0
VU	3	7	0	0	10	0-1, 0-1

## SCORING SUMMARY

**Attendance:** 30,304 **Time:** 3:26  
**Weather:** 82, partly cloudy, wind N 17 mph

- 1st:** VANDY: Openshaw 36-yd field goal, 5-13 3:23.
- 2nd:** VANDY: Blasingame 1-yd run (Openshaw kick), 13-67 6:06.
- 3rd:** SC: Fry 48-yd field goal, 10-47 4:47.
- 4th:** SC: Samuel 8-yd run (Fry kick), 9-84 3:53. SC: Fry 55-yd field goal, 7-36 3:09.

STATISTICS	SC	VANDERBILT
FIRST DOWNS	14	14
RUSHES-YARDS (NET)	32-121	42-169
PASSING YDS (NET)	187	73
PASSES ATT-COMP-INT	30-16-0	23-8-0
TOTAL OFFENSE PLAYS-YARDS	62-308	65-242
FUMBLE RETURNS-YARDS	0-0	0-0
PUNT RETURNS-YARDS	2-8	2-4
KICKOFF RETURNS-YARDS	0-0	2-49
INTERCEPTION RETURNS-YARDS	0-0	0-0
PUNTS (NUMBER-AVG)	7-39.9	8-37.1
FUMBLES-LOST	2-2	1-0
PENALTIES-YARDS	7-51	5-33
POSSESSION TIME	26:45	33:15
THIRD-DOWN CONVERSIONS	6 OF 16	4 OF 15
FOURTH-DOWN CONVERSIONS	0 OF 0	0 OF 1
RED-ZONE SCORES-CHANCES	1-3	2-2
SACKS BY: NUMBER-YARDS	1-10	0-0

**RUSHING:** SC-Turner 13-70; B. McIlwain 7-29; Orth 5-8; Samuel 1-8; Williams 5-7; TEAM 1-(-1). VANDY-Webb 20-97; Blasingame 15-68; Sherfield 1-9; Freebeck 2-7; Lipscomb 1-(-1); Tennyson 1-(-3); Shurmur 2-(-8).  
**PASSING:** SC-Orth 11-19-0-152; B. McIlwain 5-11-0-35. VANDY-Shurmur 8-22-0-73; Freebeck 0-1-0-0.  
**RECEIVING:** SC-Edwards 8-101; Turner 3-27; Samuel 2-36; Hurst 2-17; Crosby 1-6. VANDY-Webb 3-28; Duncan 2-24; Lipscomb 1-15; Marcus 1-6; Blasingame 1-0.

# GAME 2

Middle Tennessee  
Sept. 10 | Nashville

**NASHVILLE** – Vanderbilt coach Derek Mason turned the lights out in the locker room for 10 minutes during a weather delay that lasted for an hour, 44 minutes. He wanted his Commodores to picture themselves playing good football.

Aside from a blocked punt on the first play once the game resumed, Ralph Webb and the Commodores did just that.

Webb ran for a career-high 211 yards and two touchdowns as Vanderbilt easily handled the weather delay and beat Middle Tennessee 47-24 Saturday. "We did what this team hasn't done since I've been here," Mason said. "I mean just responded all the way around."

Vanderbilt (1-1) took control with a 28-point second quarter after trailing 10-5 at the end of the first, the final two TDs coming after the storm. Middle Tennessee blocked a field goal on the first play after resuming the game, setting up Brent Stockstill's 5-yard TD pass to Ty Lee to pull within 19-17.

The Commodores answered by scoring two TDs in a span of 87 seconds, the last a 3-yard TD by Webb giving him 102 yards before halftime. Vanderbilt also forced two turnovers to win its second straight in this series against an in-state rival.

Stockstill finished with 399 yards passing and three TDs for Middle Tennessee (1-1), which was trying to start 2-0 for the first time since 2001.

TEAM	1	2	3	4	FINAL	RECORD
MT	10	7	7	0	24	1-1, 0-0
VU	5	28	0	14	47	1-1, 0-1

## SCORING SUMMARY

**Attendance:** 29,627 **Time:** 3:41  
**Weather:** 91, partly cloudy, wind SSW 14 mph

- 1st:** VANDY: Openshaw 32-yd field goal, 4-(-1) 1:18. MT: ROOKER 39-yd field goal, 10-45 2:53. VANDY: Team safety. MT: JAMES 1-yd pass from STOCKSTILL (ROOKER kick), 11-79 3:22.
- 2nd:** VANDY: Blasingame 3-yd run (Openshaw kick), 6-30 2:37. VANDY: Webb 1-yd run (Openshaw kick), 3-7 0:50. MT: LEE 5-yd pass from STOCKSTILL (ROOKER kick), 3-7 0:30. VANDY: Webb 3-yd run (Openshaw kick), 7-75 3:18. VANDY: Lipscomb 16-yd pass from Shurmur (Openshaw kick), 7-63 1:00.
- 3rd:** MT: SMITH 4-yd pass from STOCKSTILL (ROOKER kick), 8-62 2:30.
- 4th:** VANDY: Blasingame 1-yd run (Openshaw kick), 4-54 1:48. VANDY: Rivers 3-yd run (Openshaw kick), 6-40 2:5.

STATISTICS	MT	VANDERBILT
FIRST DOWNS	25	20
RUSHES-YARDS (NET)	21-96	45-231
PASSING YDS (NET)	399	113
PASSES ATT-COMP-INT	65-38-1	28-15-0
TOTAL OFFENSE PLAYS-YARDS	86-495	73-344
FUMBLE RETURNS-YARDS	0-0	1-55
PUNT RETURNS-YARDS	3-15	2-11
KICKOFF RETURNS-YARDS	4-81	4-115
INTERCEPTION RETURNS-YARDS	0-0	1-59
PUNTS (NUMBER-AVG)	4-38.5	5-39.4
FUMBLES-LOST	2-1	2-1
PENALTIES-YARDS	9-92	4-40
POSSESSION TIME	28:58	31:02
THIRD-DOWN CONVERSIONS	10 OF 19	4 OF 12
FOURTH-DOWN CONVERSIONS	0 OF 2	1 OF 2
RED-ZONE SCORES-CHANCES	3-4	7-7
SACKS BY: NUMBER-YARDS	2-13	1-7

**RUSHING:** MT-MATHERS 13-65; STOCKSTILL 5-24; WEST 2-11; GARNETT 1-(-4). VANDY-Webb 29-211; Blasingame 6-19; Rivers 5-7; Crawford 1-5; Sherfield 1-4; Openshaw 1-(-2); Shurmur 2-(-13).  
**PASSING:** MT-STOCKSTILL, B. 38-65-1-399. VANDY-Shurmur 15-28-0-113.  
**RECEIVING:** MT-JAMES 14-183; MATHERS 6-63; LEE 6-53; SMITH 5-57; WEST 3-2; ANDERSON 2-36; DUCKSWORTH 1-6; BROWN 1-6; STOCKSTILL 0-(-7). VANDY-Sherfield 4-26; Pinkney 2-32; Dobbs 2-18; Lipscomb 1-16; Blasingame 1-9; Marcus 1-9; Dowling 1-6; McIlwain 1-4; Duncan 1-(-2); Webb 1-(-5).



# GAME 3

Georgia Tech  
Sept. 17 | Atlanta

ATLANTA – Justin Thomas threw an 81-yard touchdown pass to Marcus Marshall on the first play of the game, Dedrick Mills ran for three touchdowns and Georgia Tech beat Vanderbilt 38-7 on Saturday, holding the Commodores scoreless in the final three quarters.

Mills ran for 58 yards with touchdown runs of 15, 4 and 5 yards. His last two scoring runs came in the third quarter, when Georgia Tech extended a 17-7 halftime lead.

Thomas threw for 136 yards and ran for 84 yards before sitting out the final quarter as Georgia Tech (3-0) remained undefeated against Vanderbilt (1-2) since World War II.

“Today was our day,” Thomas said.

The Yellow Jackets gained momentum for Thursday night’s visit from No. 5 Clemson as they won their sixth straight game in the series and improved to 12-0-1 against the Commodores since 1941.

Vanderbilt was held to 275 total yards, including 69 yards rushing on 18 carries by Ralph Webb, who led the Southeastern Conference in rushing through two games.

Georgia Tech produced a surprising 222 yards passing, including a late 77-yarder from backup Matthew Jordan to Clinton Lynch.

The Commodores were held to 85 yards rushing while averaging only 2.8 yards per carry.

Vanderbilt coach Derek Mason gave credit to Georgia Tech defenders for looking “sort of like popcorn” as they shed blockers.

TEAM	1	2	3	4	FINAL	RECORD
VU	7	0	0	0	7	1-2,0-1
GT	14	3	14	7	38	3-0,1-0

## SCORING SUMMARY

Attendance: 41,916 Time: 3:08  
Weather: 81, partly cloudy, wind E 6 mph

- 1st: GT: Marshall 81-yd pass from Thomas (Butker kick), 1-81 0:14. VANDY: Lipscomb 10-yd pass from Shurmur (Openshaw kick), 11-75 5:20. GT: Mills 15-yd run (Butker kick), 8-64 4:21.
- 2nd: GT: Butker 41-yd field goal, 11-60 2:24.
- 3rd: GT: Mills 4-yd run (Butker kick), 10-72 4:49. GT: Mills, D. 5-yd run (Butker kick), 5-64 2:46.
- 4th: GT: Lynch 77-yd pass from Jordan (Butker kick), 3-75 1:21.

STATISTICS	VANDERBILT	GT
FIRST DOWNS	17	21
RUSHES-YARDS (NET)	30-85	46-289
PASSING YDS (NET)	190	222
PASSES ATT-COMP-INT	31-20-1	17-8-1
TOTAL OFFENSE PLAYS-YARDS	61-275	63-511
FUMBLE RETURNS-YARDS	0-0	0-0
PUNT RETURNS-YARDS	1-7	0-0
KICKOFF RETURNS-YARDS	3-57	2-50
INTERCEPTION RETURNS-YARDS	1-0	1-64
PUNTS (NUMBER-AVG)	8-40.1	4-42.5
FUMBLES-LOST	0-0	1-0
PENALTIES-YARDS	5-45	4-55
POSSESSION TIME	30:28	29:32
THIRD-DOWN CONVERSIONS	4 OF 13	8 OF 15
FOURTH-DOWN CONVERSIONS	0 OF 1	0 OF 1
RED-ZONE SCORES-CHANCES	1-1	3-4
SACKS BY: NUMBER-YARDS	1-7	1-9

**RUSHING:** VANDY-Webb 18-69; Blasingame 5-11; Rivers 2-6; Freebeck 1-2; Crawford 2-1; Shurmur 2-(-4). GT-Thomas 11-84; Lynch 3-77; Mills 14-58; Green 2-23; Searcy 2-12; Willis 1-11; McClellan 1-9; Marshall 3-8; Griffin 2-3; Marshall 5-2; Jordan 2-2.

**PASSING:** VANDY-Shurmur 17-26-1-149; Freebeck 3-5-0-41. GT-Thomas 6-13-0-136; Jordan 1-2-1-77; Team 0-1-0-0; Marshall 1-1-0-9.

**RECEIVING:** VANDY-Lipscomb 6-59; Scott 3-31; Pinkney 3-24; Sherfield 2-22; Webb 2-15; Duncan 1-22; Marcus 1-8; Rivers 1-7; Rayford 1-2. GT-Lynch 2-87; Searcy 2-25; Marshall 1-81; Stewart 1-16; Aasen 1-9; Mills 1-4.

# GAME 4

Western Kentucky  
Sept. 24 | Bowling Green

BOWLING GREEN, Ky. -- Vanderbilt’s defense turned away a 2-point conversion play at the end of the first overtime as the Commodores escaped with a 31-30 victory over Western Kentucky on Saturday.

Kyle Shurmur’s 5-yard pass to Nathan Marcus on the first possession of overtime gave Vanderbilt (2-2) its first lead of the game, and Tommy Openshaw added the point after for the Commodores.

Western Kentucky (2-2) answered quickly, needing just two plays to find the end zone on Mike White’s 8-yard pass to Shaquille Johnson in overtime.

Hilltoppers coach Jeff Brohm elected to go for two points. White rolled to his right, but his pass was deflected into the air off Anthony Wales’ helmet and ruled incomplete, as Vanderbilt players rushed the field to celebrate the comeback victory.

Vanderbilt coach Derek Mason was just glad to escape with the victory after his team yielded 501 yards of total offense to the Hilltoppers.

“Defensively, we leaked a lot of oil out there today, but we came up big when we needed to,” Mason said. “That was important. When we needed to establish some momentum, we did. The offense got it back and got rolling. The offense kept us alive.”

The Commodores went 75 yards in the final 1:02 of regulation in seven plays to tie the game at 24-24 and force overtime. A pass interference call in the end zone on Western Kentucky’s De’Andre Simmons against Vanderbilt’s Trent Sherfield gave the Commodores the ball at the Hilltopper 2 with three seconds to play in regulation. Vanderbilt running back Ralph Webb, who had three rushing touchdowns in the game, leaped from just inside the 5 and landed just beyond the front edge of the end zone for the tying score.

TEAM	1	2	3	4	OT	FINAL	RECORD
VU	0	7	7	10	7	31	1-2,0-1
WKU	7	7	0	10	6	30	3-0,1-0

## SCORING SUMMARY

Attendance: 23,674 Time: 3:38  
Weather: 90, sunny, wind N 4 mph

- 1st: WKU: WALES 4-yd run (NUSS kick), 14-75 3:54.
- 2nd: WKU: FANT 61-yd pass from FERGUSON (SIMCOX kick), 2-92 0:40. VANDY: Webb 4-yd run (Openshaw kick), 12-76 6:02.
- 3rd: VANDY: Webb 2-yd run (Openshaw kick), 10-75 5:45.
- 4th: WKU: WALES 20-yd run (SIMCOX kick), 8-80 2:32. VANDY: Openshaw 22-yd field goal, 5-72 2:32. WKU - NUSS 25-yd field goal, 10-67 4:27. VANDY - Webb 2-yd run (Openshaw kick), 7-75 1:02.
- OT: VANDY - Marcus 5-yd pass from Shurmur (Openshaw kick), 6-25 0:00. WKU - JOHNSON 8-yd pass from WHITE, 3-25 0:00.

STATISTICS	VANDERBILT	WKU
FIRST DOWNS	19	27
RUSHES-YARDS (NET)	42-110	33-205
PASSING YDS (NET)	279	291
PASSES ATT-COMP-INT	29-18-1	41-24-1
TOTAL OFFENSE PLAYS-YARDS	71-389	74-496
FUMBLE RETURNS-YARDS	1-27	0-0
PUNT RETURNS-YARDS	1-3	1-(-1)
KICKOFF RETURNS-YARDS	3-69	0-0
INTERCEPTION RETURNS-YARDS	1-0	1-10
PUNTS (NUMBER-AVG)	6-32.7	3-42.0
FUMBLES-LOST	1-0	3-2
PENALTIES-YARDS	5-51	11-88
POSSESSION TIME	32:23	27:37
THIRD-DOWN CONVERSIONS	8 OF 16	3 OF 12
FOURTH-DOWN CONVERSIONS	0 OF 0	2 OF 3
RED-ZONE SCORES-CHANCES	5-5	4-6
SACKS BY: NUMBER-YARDS	1-1	3-22

**RUSHING:** VANDY-Webb 27-95; K. Blasingame 6-19; Shurmur 8-2; Sims 1-(-6). WKU-WALES, Anthony 24-152; NORRIS, N. 3-34; TAYLOR 2-11; WHITE 2-5; FANT 1-5; BAKER 1-(-2).

**PASSING:** VANDY-Shurmur 18-29-1-279. WKU-WHITE 22-39-1-222; FERGUSON 2-2-0-69.

**RECEIVING:** VANDY-Duncan 5-66; Lipscomb 3-56; Pinkney 3-41; Trent Sherfield 2-38; Ralph Webb 2-4; Scott 1-66; Marcus 1-5; Dobbs 1-3. WKU-TAYLOR 9-112; FANT 5-95; NORRIS, N. 4-45; JOHNSON, S. 3-19; WALES 2-16; DONATELL, S. 1-4.



# GAME 5

**Florida**  
Oct. 1 | Nashville

**NASHVILLE** -- The Florida Gators aren't in the mood to pick apart a road win in the Southeastern Conference, especially after last week's ugly loss.

No matter what they might need to fix.

Jordan Scarlett ran for a 4-yard touchdown with Eddy Pineiro adding a pair of field goals as No. 23 Florida held off Vanderbilt 13-6 Saturday.

"A wise man once said, 'you even have to bring your ugly babies home from the hospital,' and that was ugly," Florida coach Jim McElwain said. "In fact that might have been what someone told my dad when I was born. But I feel really good that our guys found a way to win."

Florida (4-1, 2-1 Southeastern Conference) came up with two interceptions and two sacks on a day where the Gators defense otherwise struggled against one of the nation's worst offenses with three starting linemen missing most of the game.

Ralph Webb ran for 110 yards as Vanderbilt outgained Florida 265-236 in total offense. The Commodores (2-3, 0-2) had a final chance to force overtime until Nick Washington intercepted a Wade Freebeck pass with 54 seconds left sealing the Gators' win.

The Gators never trailed and led 10-3 after Scarlett scored on a 4-yard touchdown run, and Pineiro kicked a 42-yard field goal as the half expired. Pineiro added a 26-yarder with 8:17 left.

Florida had a chance to pad its lead after Vanderbilt punter Sam Loy fumbled the snap and lost the ball with 5:07 left with the Commodores trailing 13-6. But Austin Appleby fumbled the snap on second-and-goal at the Vanderbilt 1 with 2:56 left giving the Commodores one last chance.

TEAM	1	2	3	4	FINAL	RECORD
UF	0	10	0	3	13	4-1,2-1
VU	0	3	3	0	6	2-3,0-2

## SCORING SUMMARY

**Attendance:** 30,565    **Time:** 3:19  
**Weather:** 66, cloudy, wind W 6 mph

**2nd:** UF: Scarlett 4-yr run (Pineiro kick), 6-53 2:01. VANDY: Openshaw 38-yr field goal, 12-56 4:14. UF: Pineiro 42-yr field goal, 8-40 2:13.  
**3rd:** VANDY: Openshaw 27-yr field goal, 13-75 6:57.  
**4th:** UF: Pineiro 26-yr field goal, 10-78 3:52.

### STATISTICS

	FLORIDA	VANDERBILT
FIRST DOWNS	15	21
RUSHES-YARDS (NET)	35-92	37-147
PASSING YDS (NET)	144	118
PASSES ATT-COMP-INT	28-19-0	32-12-2
TOTAL OFFENSE PLAYS-YARDS	63-236	69-265
FUMBLE RETURNS-YARDS	0-0	0--3
PUNT RETURNS-YARDS	2--4	2-14
KICKOFF RETURNS-YARDS	1-29	0-0
INTERCEPTION RETURNS-YARDS	2-6	0-0
PUNTS (NUMBER-AVG)	7-51.9	6-47.5
FUMBLES-LOST	1-1	2-1
PENALTIES-YARDS	4-45	6-47
POSSESSION TIME	27:05	32:55
THIRD-DOWN CONVERSIONS	6 OF 15	5 OF 15
FOURTH-DOWN CONVERSIONS	0 OF 0	0 OF 1
RED-ZONE SCORES-CHANCES	2-3	2-2
SACKS BY: NUMBER-YARDS	2-12	2-13

**RUSHING:** UF-Scarlett,J. 12-55; Perine,L. 6-28; Cronkrite,J. 2-13; Thompson,M. 7-11; Appleby,A. 3-(-1); Powell,B. 1-(-2); Team 4-(-12). VANDY-Webb 24-110; K. Blasingame 5-41; Sims 2-23; Crawford 2-10; Shurmur 3-(-8); Loy 1-(-29).

**PASSING:** UF-Appleby,A. 19-28-0-144. VANDY-Shurmur 9-25-1-82; Freebeck 3-7-1-36.

**RECEIVING:** UF-Goolsby,D. 8-37; Powell,B. 4-23; Callaway,A. 3-36; Lewis,C. 2-39; Cleveland,T. 2-9. VANDY-Lipscomb 3-43; C.J. Duncan 3-31; Webb 2-17; Marcus 2-15; Scott 1-11; K. Blasingame 1-1.

# GAME 6

**Kentucky**  
Oct. 8 | Lexington

**LEXINGTON, Ky.** -- Stephen Johnson rushed for a touchdown and converted a big fourth-and-1 play late in the game leading to Austin MacGinnis' 28-yard field goal, while the Wildcats' defense stifled Vanderbilt late to survive with a 20-13 victory on Saturday.

Needing a spark to slow Vanderbilt's momentum after scoring 10 straight points, the Wildcats turned to their ground game led by Benny Snell Jr. (20 carries, 94 yards) and Jojo Kemp with just under 8 minutes remaining. The duo positioned Kentucky to cash in a third and final time on fourth down as Johnson stretched for 1 yard to the Commodores' 19.

Kentucky didn't take a chance on a final fourth-and-1 at the 10, and MacGinnis' kick with 1:38 left provided a cushion that proved huge as Vanderbilt, with no timeouts, quickly drove 59 yards to the 8 seeking at least a tie. But several passes by Vandy's Kyle Shurmur were incomplete, including a fourth-down attempt that went off Kalija Lipscomb's hands with 2 seconds left.

Kentucky (3-3, 2-2 Southeastern Conference) is now halfway toward its goal of a postseason berth. Vanderbilt (2-4, 0-3 SEC) fell short in its quest to give coach Derek Mason his first conference road win.

Kemp added a 4-yard TD run for the Wildcats. Kemp, Johnson and Stanley "Boom" Williams each ran for at least 54 yards as Kentucky gained 258 on 52 attempts.

Most importantly, the Wildcats made huge, timely plays when needed on both sides of the ball to protect a lead that seemed in doubt as the Commodores tried to rally from a 17-3 halftime deficit.

TEAM	1	2	3	4	FINAL	RECORD
VU	3	0	7	3	13	2-4,0-3
UK	7	10	0	3	20	3-3,2-2

## SCORING SUMMARY

**Attendance:** 55,030    **Time:** 3:30  
**Weather:** 71, mostly sunny, wind N 16 mph

**1st:** UK: Kemp 4-yr run (A. MacGinnis kick), 9-75 3:01. VANDY: Openshaw 48-yr field goal, 8-23 3:30.  
**2nd:** UK: Johnson 3-yr run (A. MacGinnis kick), 13-47 5:16. UK: A. MacGinnis 46-yr field goal, 15-52 6:23.  
**3rd:** VANDY: T. Ferguson 22-yr fumble recovery (Openshaw kick).  
**4th:** VANDY: Openshaw 26-yr field goal, 14-85 6:47. UK: A. MacGinnis 28-yr field goal, 13-56 6:20.

### STATISTICS

	VANDERBILT	KENTUCKY
FIRST DOWNS	18	20
RUSHES-YARDS (NET)	32-141	52-258
PASSING YDS (NET)	141	49
PASSES ATT-COMP-INT	30-17-0	24-10-1
TOTAL OFFENSE PLAYS-YARDS	62-282	76-307
FUMBLE RETURNS-YARDS	1-22	0-0
PUNT RETURNS-YARDS	4--10	1-0
KICKOFF RETURNS-YARDS	4-112	3-71
INTERCEPTION RETURNS-YARDS	1-4	0-0
PUNTS (NUMBER-AVG)	5-42.2	5-36.2
FUMBLES-LOST	2-1	1-1
PENALTIES-YARDS	7-35	5-42
POSSESSION TIME	27:16	32:44
THIRD-DOWN CONVERSIONS	3 OF 12	4 OF 15
FOURTH-DOWN CONVERSIONS	0 OF 2	3 OF 3
RED-ZONE SCORES-CHANCES	1-2	3-3
SACKS BY: NUMBER-YARDS	0-0	4-22

**RUSHING:** VANDY-Webb 18-100; K. Blasingame 5-26; Shurmur 8-12; Crawford 1-3. UK-Snell 20-94; Johnson 10-55; Kemp 12-55; S. Williams 9-54; TM 1-0.

**PASSING:** VANDY-Shurmur 17-29-0-141; TEAM 0-1-0-0. UK-Johnson 10-24-1-49.

**RECEIVING:** VANDY-Duncan 5-51; Sherfield 4-21; Lipscomb 3-11; Marcus 2-7; Dobbs 1-30; Pinkney 1-16; Webb 1-5. UK-Conrad 3-13; Johnson 2-20; Badet 2-8; Timmons 1-7; Kemp 1-1; S. Williams 1-0.



# GAME 7

Georgia  
Oct. 15 | Athens

**ATHENS, Ga.** -- Derek Mason finally picked up the sort of victory that should ease some of the heat on the Vanderbilt coach.

Just the opposite for Georgia's Kirby Smart, who is facing plenty of scrutiny after a stunning loss to the Commodores.

Vanderbilt claimed its first Southeastern Conference road win in Mason's three seasons as coach, upsetting Georgia 17-16 on Khari Blasingame's 2-yard touchdown run in the fourth quarter and a huge fourth-down stop late in the game Saturday.

The victory set off a wild celebration as the Vanderbilt players raced over to Sanford Stadium's famous hedges to celebrate with a small group of black-and-gold-clad fans.

"I told our young men this morning that if we wanted to do something epic, we needed to make sure we took the fight to them," Mason said.

For Vanderbilt (3-4, 1-3), it was only the third win over Georgia in the last 22 meetings between the SEC East rivals. Mason had dropped his first nine league road games.

"You saw a football team committed to doing one thing, and that's going on the road and getting a win," Mason said. "We also talked about a new season, the second half of the season. We can't do anything about what's behind us, but we could do something about what is in front of us."

Georgia went ahead for the first time early in the third quarter on Jacob Eason's 17-yard touchdown pass to Isaac Nauta. The Bulldogs added their third field goal, stretching the lead to 16-10 with just under 14 minutes remaining.

But Vanderbilt responded with its only extended drive of the game, going 75 yards on eight plays to reclaim the lead when Blasingame powered over with 9:43 to go. The big play was a screen pass on third-and-12 that Ralph Webb took for a 37-yard gain to the Bulldogs 11.

TEAM	1	2	3	4	FINAL	RECORD
VU	7	0	3	7	17	3-4, 1-3
UGA	3	3	7	3	16	4-3, 2-3

## SCORING SUMMARY

Attendance: 92,746 Time: 3:18  
Weather: 70, mostly cloudy, wind E 6 mph

**1st:** VANDY: Webb 1-yd run (Openshaw kick), 2-2 0:22. UGA: R. Blankenship 45-yd field goal, 9-51 3:43.

**2nd:** UGA: R. Blankenship 22-yd field goal, 14-84 7:23.

**3rd:** VANDY: Openshaw 38-yd field goal, 4-7 1:23. UGA: Nauta 17-yd pass from Eason (R. Blankenship kick), 6-77 2:32.

**4th:** UGA: R. Blankenship 36-yd field goal, 5-20 2:24. VANDY: K. Blasingame 2-yd run (Openshaw kick), 8-75 4:04.

### STATISTICS

	VANDERBILT	GEORGIA
FIRST DOWNS	9	23
RUSHES-YARDS (NET)	32-62	35-75
PASSING YDS (NET)	109	346
PASSES ATT-COMP-INT	18-7-0	40-27-0
TOTAL OFFENSE PLAYS-YARDS	50-171	75-421
FUMBLE RETURNS-YARDS	0-0	0-0
PUNT RETURNS-YARDS	3-27	3--1
KICKOFF RETURNS-YARDS	2-124	3-44
INTERCEPTION RETURNS-YARDS	0-0	0-0
PUNTS (NUMBER-AVG)	8-47.2	6-38.0
FUMBLES-LOST	2-0	2-0
PENALTIES-YARDS	5-45	8-53
POSSESSION TIME	24:56	35:04
THIRD-DOWN CONVERSIONS	4 OF 14	6 OF 17
FOURTH-DOWN CONVERSIONS	0 OF 0	1 OF 2
RED-ZONE SCORES-CHANCES	3-3	3-3
SACKS BY: NUMBER-YARDS	1-11	3-19

**RUSHING:** VANDY-Webb 19-48; Sims 1-18; K. Blasingame 5-17; TEAM 3-(-6); Shurmur 4-(-15). UGA-Chubb 16-40; Michel 13-28; Eason 3-6; Herrien 2-1; McKenzie 1-0.

**PASSING:** VANDY-Shurmur 7-18-0-109. UGA-Eason 27-40-0-346.

**RECEIVING:** VANDY-Webb 2-44; Sherfield 2-19; Lipscomb 1-27; Scott 1-12; McElwain 1-7. UGA-Nauta 5-74; Ridley 5-67; McKenzie 4-56; Godwin 3-36; Wims 3-32; 2-42; Chigbu 2-20; Payne 2-14; Woerner 1-5.

# GAME 8

Tennessee State  
Oct. 22 | Nashville

**NASHVILLE** -- Vanderbilt went to its running game to make an impressive comeback against Tennessee State.

After falling behind by three points late in the first half, the Commodores rattled off three unanswered touchdowns en route to a 35-17 win over Tennessee State on Saturday.

"The biggest thing was being ahead of the chains, being good on first and second downs so you don't have to be in those bad situations," Commodores quarterback Kyle Shurmur said. "So if like we're in third and short it's so much better than third-and-8 or third-and-9."

Vanderbilt's Ralph Webb rushed for 125 yards and Khari Blasingame ran for 100 and three touchdowns.

"It felt good just to be out there making plays," Blasingame said. "Those offensive linemen, they really did a good job moving people. Those holes were huge. You could have put a truck through those things."

Shurmur completed 15 of 23 passes for 143 yards and one touchdown, giving Vanderbilt (4-4) its fifth homecoming win in the past six years. Vanderbilt fell behind 17-14 late in the first half before the rattling off three straight touchdowns.

Ronald Butler completed 19 of 30 passes for 285 yards, two touchdowns and one interception for Tennessee State (5-2) in the second all-time meeting between the Nashville schools that are only three miles apart.

"I thought defensively we struggled in the first half," Commodores coach Derek Mason said. "It was a rough start, but offensively, I thought they came on and did a really good job of answering back."

Vanderbilt took its first lead at 21-17 with 1:46 left in the half after Darrius Sims had a 33-yard run to the 3 and Blasingame punched it in to cap a five-play, 78-yard drive.

TEAM	1	2	3	4	FINAL	RECORD
TSU	14	3	0	0	17	5-2, 2-1
VU	7	14	7	7	35	4-4, 1-3

## SCORING SUMMARY

Attendance: 31,084 Time: 3:12  
Weather: 61, fair, wind calm

**1st:** TSU: SMITH, P. 93-yd pass from BUTLER, R. (CLARK, L. kick), 2-94 1:04. VANDY: K. Blasingame 1-yd run (Openshaw kick), 5-73 2:48. TSUSMITH, P. 2-yd pass from BUTLER, R. (CLARK, L. kick), 11-75 6:00.

**2nd:** VANDY: Pinkney 21-yd pass from Shurmur (Openshaw kick), 11-92 5:45. TSU: CLARK, L. 37-yd field goal, 7-45 3:24. VANDY: K. Blasingame 3-yd run (Openshaw kick), 5-78 2:51.

**3rd:** VANDY: K. Blasingame 4-yd run (Openshaw kick), 4-73 2:00.

**4th:** VANDY: Sherfield 14-yd run (Openshaw kick), 12-70 6:19.

### STATISTICS

	TENNESSEE ST.	VANDERBILT
FIRST DOWNS	19	28
RUSHES-YARDS (NET)	23-125	42-358
PASSING YDS (NET)	285	143
PASSES ATT-COMP-INT	30-19-1	24-15-0
TOTAL OFFENSE PLAYS-YARDS	53-410	66-501
FUMBLE RETURNS-YARDS	0-0	0-0
PUNT RETURNS-YARDS	0-0	0-0
KICKOFF RETURNS-YARDS	4-59	2-34
INTERCEPTION RETURNS-YARDS	0-0	1-0
PUNTS (NUMBER-AVG)	3-39.3	2-38.0
FUMBLES-LOST	3-1	0-0
PENALTIES-YARDS	9-63	5-63
POSSESSION TIME	26:55	33:05
THIRD-DOWN CONVERSIONS	2 OF 7	4 OF 9
FOURTH-DOWN CONVERSIONS	0 OF 1	1 OF 1
RED-ZONE SCORES-CHANCES	2-2	4-4
SACKS BY: NUMBER-YARDS	1-5	3-8

**RUSHING:** TSU-EVANS, E. 9-69; BUTLER, R. 8-40; CURTIS, S. 6-16. VANDY-Webb 9-125; K. Blasingame 14-100; Sims 5-50; Crawford 6-49; Sherfield 1-14; D. Tennyson 1-13; Rivers 4-9; Shurmur 2-(-2).

**PASSING:** TSU-BUTLER, R. 19-30-1-285. VANDY-Shurmur 15-23-0-143; TEAM 0-1-0-0.

**RECEIVING:** TSU-SMITH, P. 7-170; NEWBOLD, S. 5-62; EVANS, E. 2-29; MEDLEY, M. 2-16; MORRIS, R. 2-5; ROWLAND, C. 1-3. VANDY-Pinkney 4-50; C.J. Duncan 4-33; Sherfield 3-15; Lipscomb 2-26; Webb 1-15; Sims 1-4.



# GAME 9

**Auburn**  
**Nov. 5 | Auburn**

**AUBURN, Ala.** -- An injured Sean White came off the bench to throw a touchdown pass and Josh Holsey intercepted a last-minute throw to lift No. 9 Auburn to a come-from-behind, 23-16 win Saturday over Vanderbilt.

The Tigers (7-2, 5-1 Southeastern Conference, No. 11 AP) sputtered after starting John Franklin III in place of White, who had an unspecified injury. White returned to open the second half with Auburn down 13-10, then threw a 21-yard touchdown pass to Darius Slayton and led two field goal drives.

Auburn coach Gus Malzahn said White was "banged up" and didn't take a snap in practice leading up to the game.

The win coupled with Mississippi State's upset of No. 7 Texas A&M means Auburn can win the SEC West with victories over Georgia and No. 1 Alabama. That game was airing on Auburn's huge video board in the minutes after this one ended, setting off another celebration for fans after the Tigers' sixth straight win.

Vandy (4-5, 1-4) stayed alive into the final minute against the 26-point favorites thanks to Caleb Scott's 29-yard catch of a tipped ball on fourth and 18. The Commodores moved to Auburn's 30 before Holsey's interception put it away.

The drive was set up when Daniel Carlson's attempt at his fourth field goal was blocked. Alabama native Zach Cunningham leapt over the line at the snap and knocked it down.

White completed 10 of 13 passes for 106 yards and Kamryn Pettway topped 160 rushing yards for the fourth straight game. Pettway ran 25 times for 173 yards, but came up limping at the end of a 60-yard run to set up the decisive score after appearing on his way to the end zone. He was clutching his left leg on the ground.

Shurmur completed 24 of 36 passes for 221 yards and a touchdown. He also had a 21-yarder on the final drive before the pick.

TEAM	1	2	3	4	FINAL	RECORD
VU	3	10	0	3	16	4-5, 1-4
AU	7	3	10	3	23	7-2, 5-1

## SCORING SUMMARY

**Attendance:** 87,451      **Time:** 3:21  
**Weather:** 68, clear and sunny, wind breezy

- 1st:** VANDY: Openshaw 52-yd field goal, 7-41 2:44. AU: Johnson 3-yd run (Carlson kick), 9-63 3:25.
- 2nd:** VANDY: Pinkney 8-yd pass from Shurmur (Openshaw kick), 9-66 4:07. AU: Carlson 45-yd field goal, 10-47 2:47. VANDY: Openshaw 34-yd field goal, 13-57 6:57.
- 3rd:** AU: Slayton 21-yd pass from White (Carlson kick), 12-75 4:13. AU: Carlson 53-yd field goal, 9-39 3:41.
- 4th:** VANDY: Openshaw 47-yd field goal, 13-46 7:29. AU: Carlson 33-yd field goal, 6-42 2:19

STATISTICS	VANDERBILT	AUBURN
FIRST DOWNS	22	16
RUSHES-YARDS (NET)	33-120	45-271
PASSING YDS (NET)	221	115
PASSES ATT-COMP-INT	38-24-1	17-12-0
TOTAL OFFENSE PLAYS-YARDS	71-341	62-386
FUMBLE RETURNS-YARDS	0-0	0-0
PUNT RETURNS-YARDS	0-0	1-6
KICKOFF RETURNS-YARDS	2-16	4-103
INTERCEPTION RETURNS-YARDS	0-0	1-0
PUNTS (NUMBER-AVG)	4-41.8	2-46.5
FUMBLES-LOST	2-0	2-1
PENALTIES-YARDS	5-26	5-56
POSSESSION TIME	35:09	24:51
THIRD-DOWN CONVERSIONS	7 OF 16	4 OF 12
FOURTH-DOWN CONVERSIONS	1 OF 2	0 OF 0
RED-ZONE SCORES-CHANCES	2-2	2-3
SACKS BY: NUMBER-YARDS	0-0	1-8

- RUSHING:** VANDY-Webb 13-46; K. Blasingame 9-30; Sims 5-29; Sherfield 3-25; Lipscomb 1-2; Crawford 1(-4); Shurmur 1(-8). AU-Pettway 25-173; Franklin 7-59; Johnson 9-36; White 1-5; Truitt 1-1; Stove 1(-1); TEAM 1(-(-2)).
- PASSING:** VANDY-Shurmur 24-36-1-221; TEAM 0-2-0-0. AU-White 10-13-0-106; Franklin 2-4-0-9.
- RECEIVING:** VANDY-C.J. Duncan 7-79; Scott 4-70; Lipscomb 3-25; Pinkney 3-17; Webb 2-3; L. Rayford 1-14; Sherfield 1-9; Rivers 1-6; McElwain 1-0; K. Blasingame 1(-(-2)). AU-Slayton 2-27; Smith 2-23; Davis 2-23; Davis 2-15; Stove 2-9; Cox 1-15; Johnson 1-3.