



2016-17 AUBURN BASKETBALL

AUBURN ATHLETICS COMMUNICATIONS: 392 SOUTH DONAHUE DRIVE || AUBURN, AL 36830 || AUBURNTIGERS.COM || @AUBURNMBB

GAME
14

AUBURN (10-3, 0-1) at VANDERBILT (7-6, 1-0)



at



January 4, 2017 • 6 pm (CST)
Memorial Gymnasium (14,316)

Nashville, Tenn.



PROBABLE AUBURN STARTERS				PTS	REB	AST	NOTES
F	3	Daniel Purifoy	6-7 230 RFr. Centerville, AL (Hargrave Military Academy)	14.5	6.2	2.3	SEC:15th ppg, 13th rpg; 15r at UConn; bk-2-bk 27p v. BC, CCU
C	50	Austin Wiley	6-11 255 Fr. Hoover, AL (Calusa Prep)	8.3	3.3	1.3b	11p, 4r, 1 blk v. UGa; 6p, 3r, 2b v. Okla.; 7p, 3r at UConn
G	1	Jared Harper	5-10 165 Fr. Mableton, GA (Pebblebrook)	12.5	2.5	3.3	SEC Fr.of Wk D26, 21.5ppg; 22p at UConn & 21p(11-12fts) v. Okla.
G	5	Mustapha Heron	6-5 215 Fr. Waterbury, CT (Sacred Heart)	16.2	6.5	1.2	SEC: 7th ppg, 12th rpg; 15p, 12r v. Okla; 19p (4-7 3s) v. Ga.
G	23	TJ Lang	6-7 210 Jr. Mobile, AL (McGill-Toolen)	5.1	2.2	0.7	6.3 ppg (10-21 3s) last 6, 2.0 ppg previous 4 games
G	4	T.J. Dunans	6-5 187 Sr. Atlanta, GA (Columbia State CC, TN)	8.0	3.6	2.8	21p, 5a, 4r v. OK; 13p, buzzer gm-winning 3 v. Mercer
G	35	Ronnie Johnson	6-0 180 Gr. Indianapolis, IN (Houston)	5.2	1.5	1.7	8 pts, 2 reb, 13 min v. Ga.; 10 pts v. USC-Upstate
F	24	Anfernee McLemore	6-7 210 Fr. Warwick, GA (Worth County)	3.4	3.1	0.7b	career-hi 9 pts, 5 reb, 2 blk at UConn; 7 reb v. Ga.
F	12	LaRon Smith	6-8 215 Gr. Palm Bay, FL (Bethune-Cookman)	4.0	2.9	1.5b	15p v. USC-U; 10th SEC blk; Gm-saving blk v. TX Tech
F	0	Horace Spencer	6-8 220 So. Philadelphia, PA (Findlay Prep, NV)	5.3	4.1	1.6b	7p, 6b, 4r, 4s v. BC; 12p 4r v. Ga. St.; 3rd SEC blk '16
G	2	Bryce Brown	6-3 195 So. Stone Mountain, GA (Tucker)	6.1	1.4	1.1s	19p(5-10 3s) v. UNF; 6-33 3s last 7; AU fr. record 78 3s
F	31	Devin Waddell	6-5 227 Sr. Greensboro, NC (Hargrave Military Acad., VA)	1.4	0.8	0.2	career-hi 7 pts (2-2 3s), 2 reb, 10 min v. Coastal Carolina
G	22	Will Macoy	6-4 180 Fr. Birmingham, AL (Vestavia Hills)	2.7	0.3	0.3s	8 pts (2-4 3s, 5 min v. Coastal; 2x state javelin champ

PROBABLE VANDERBILT STARTERS				PTS	REB	AST	NOTES
F	11	Jeff Roberson	6-6 224 Jr. Houston, TX (The Kinkaid School)	10.5	7.7	2.2	14p, 8r v. AU last yr in Nashville; 9 dbl-fig pts this yr
C	3	Luke Kornet	7-1 250 Sr. Lantana, TX (Liberty Christian)	12.8	5.4	1.9b	11p, 11r, 10b v. AU last yr in Nash.; SEC: 8th blk, ft%
G	1	Payton Willis	6-4 182 Fr. Fayetteville, AR (Fayetteville)	7.2	2.0	2.5	started last 8 gms; 17p v. Butler; 11p (3-6 3s) at LSU
G	5	Matthew Fisher-Davis	6-5 185 Jr. Charlotte, NC (Butler)	16.4	3.2	1.2	16p(4-8 3s) at AU '16; SEC: 6th ppg, 2nd 3s made, 4th 3%, 10th ft%
G	13	Riley LaChance	6-2 192 Jr. Brookfield, WI (Brookfield Central)	9.8	3.1	4.4	24p (4-7 3s) at LSU; SEC: 1st 60% 3s, 3.4 a/to; 4th app
G	24	Nolan Cressler	6-4 210 Sr. Pittsburgh, PA (Cornell)	6.1	3.7	1.3	11 pts at AU last yr; 11p, 6 reb at Dayton; 10p at LSU
F	2	Joe Toye	6-7 208 So. Chicago, IL (Whitney Young)	4.6	2.5	1.0	car-hi 10 pts v. Chattanooga D17; 8p (2-2 3s) at LSU

2016-17 SCHEDULE/RESULTS

10-3, 0-1 SEC

HOME: 6-1 AWAY: 2-0 NEUTRAL: 2-2

Nov. 11	NORTH FLORIDA	W, 83-66	SECN+
Nov. 14	(1) GEORGIA STATE	W, 83-65	SECN
Nov. 17	(1) EASTERN KENTUCKY	W, 85-64	SECN
Nov. 22	(2) Texas Tech	W, 67-65	CBS SN
Nov. 23	(2) Purdue (#17)	L, 71-96	CBS SN
Nov. 29	USC UPSTATE	W, 90-83	SECN+
Dec. 3	at UAB	W, 74-70	beIN
Dec. 12	(3) Boston College	L, 71-72	FS1
Dec. 15	COASTAL CAROLINA	W, 117-72	SECN
Dec. 18	MERCER	W, 76-74	SECN
Dec. 21	(4) Oklahoma	W, 74-70	CBS SN
Dec. 23	(5) at UConn	W, 70-67(ot)	ESPN2
Dec. 29	GEORGIA	L, 84-96	ESPNU
Jan. 4	at Vanderbilt	6 pm	SECN
Jan. 7	OLE MISS	5 pm	SECN
Jan. 10	at Missouri	6 pm	SECN
Jan. 14	at Kentucky	3 pm	ESPN
Jan. 18	LSU	7:30 pm	SECN
Jan. 21	ALABAMA	3 pm	ESPN/2
Jan. 24	at South Carolina	5:30 pm	SECN
Jan. 28	(6) at TCU	5 pm	ESPNU
Jan. 31	TENNESSEE	8 pm	SECN
Feb. 4	at Alabama	7:30 pm	SECN
Feb. 7	MISSISSIPPI STATE	8 pm	ESPNU
Feb. 11	at Ole Miss	5 pm	SECN
Feb. 14	FLORIDA	6 pm	SECN
Feb. 18	at Texas A&M	3 pm	ESPNU
Feb. 21	at LSU	6 pm	SECN
Feb. 25	ARKANSAS	7:30 pm	SECN
Mar. 1	at Georgia	5:30 pm	SECN
Mar. 4	MISSOURI	2:30 pm	SECN
Mar. 8-12	(7) SEC Tournament	TBA	SECN/ESPN
	(1) Cancun Challenge (Auburn, AL)		
	(2) Cancun Challenge (Cancun, MX)		
	(3) Under Armour Reunion (New York, NY, Madison Square Garden)		
	(4) Hall of Fame's Birthday of Basketball (Uncasville, CT, Mohegan Sun)		
	(5) Hartford, CT (XL Center)		
	(6) SEC/Big 12 Challenge		
	(7) SEC Tournament (Nashville, TN • Bridgestone Arena) • All Times CT		

OFFICIALS

>>

RANKINGS

>> Auburn is ranked 84th nationally while Vanderbilt is 60th in the official NCAA.com RPI rankings as of Jan. 1.

SCOUTING VANDERBILT

>> The Commodores were a torrid 16-of-32 from 3-point range in winning their SEC opener at LSU 96-89 on Dec. 29 in Baton Rouge behind 24 points on 4-of-7 3s and five assists from Riley LaChance and 23 points on 4-of-9 treys from Matthew Fisher-Davis. The game was a shootout as LSU went 17-of-28 from behind the arc. Vandy shot 53.4 percent from the floor and LSU 57.4 percent. Vandy leads the SEC in 3-point field goal pct. (.402), 3-point field goals made per game (9.9), free throw pct. (.787) and rebounding defense (32.2). The Commodores defeated Chattanooga 76-74 on Dec. 17 while also defeating Belmont, Norfolk State, Santa Clara, Tennessee State and High Point. The Commodores, who have defeated Auburn 12 straight times dating back to an Auburn win in 2007, are 5-1 in Memorial Gym-

Auburn-Vanderbilt Game Facts

Auburn Head Coach:

Bruce Pearl (Boston College '82)
at Auburn: 36-43, .456 (3rd year)
Overall: 498-188, .726 (22nd year)

Vanderbilt Head Coach:

Bryce Drew (Valparaiso '94)
at Vanderbilt: 7-6, .538 (1st year)
Overall: 131-55, .704 (6th year)

Tigers on the Air

Network: Auburn Sports Network
Air Time: 5:30 pm CT
Play-by-Play: Rod Bramblett
Analyst: Sonny Smith
Pre-Postgame Host: Brad Law
Satellite Radio: XM 191, Sirius 119
Internet Broadcast: auburntigers.com



SPORTS NETWORK



Series Notes

Series Record: Vanderbilt leads 88-51
at Auburn: Vanderbilt leads 36-29
at Auburn Arena: Vanderbilt leads 4-0
at Nashville: Vanderbilt leads 50-17
at Memorial Gym: Vanderbilt leads 37-13
Neutral: Auburn leads 5-2
Current Streak: 12 by Vanderbilt
Last Meeting: Vanderbilt 86, Auburn 57
(2-13-2016 in Auburn)
First Meeting: Auburn 27, Vanderbilt 7
(1-28-1921 in Nashville)

Tigers on TV

Network: SEC Network
Air Time: 6 pm CT
Play-by-Play: Dave Neal
Analyst: Chris Spatola



Basketball Contact: Chuck Gallina (chuckg@auburn.edu)
W: 334.844.9784 • C: 334.750.1386

Auburn-Vanderbilt Game Notes

o HORACE SPENCER
F 6-8 230 So. Philadelphia, PA (Findlay Prep)

PPG	RPG	SPG	BPG	APG	FG%	3FG%	FT%
5.3	4.1	1.1	1.6	0.6	.537	.450	

- 12 pts (5-7 fg), 4 reb, #5Ctop10 dunk v. Georgia State
- 9 pts, 4 reb, 1 stl vs. Texas Tech; 7 pts, 4 reb v. Upstate
- 7 pts, 6 blk, 4 reb, 4 stl vs. Boston College
- 6 pts, 3 reb, 1 blk, 11 min vs. Georgia
- 6 pts, 5 reb, 3 stl, 2 blk, 2 ast, 23 min v. North Florida
- 4 pts, 8 reb, 1 blk, 19 min vs. Eastern Kentucky
- 7.1 ppg, 2.1 rpg, 2.1 bpg in 2015-16
- 3rd in SEC in blk '16; 5th AU single-season w/65 blocks
- Has a 36-inch vertical jump

Career-Highs

pts: 13 at Mississippi State (3-5-16)
 reb: 11 vs. Oklahoma State (1-30-16)
 blk: 7 at Arkansas (2-17-16)

Season-Highs

pts: 12 vs. Georgia State (11-14-16)
 reb: 8 vs. Eastern Kentucky (11-17-16)
 blk: 6 vs. Boston College (12-12-16)

1 JARED HARPER
G 5-10 165 Fr. Mableton, GA (Pebblebrook)

PPG	RPG	APG	SPG	FG%	3FG%	FT%
12.5	2.5	3.3	1.8	.416	.353	.672

- SEC: 4th ast/to (2.5); 7th spg
- SEC Fresh of Wk Dec. 19-25 21.5 ppg vs. Okla. at UConn
- car-hi 22 pts, gm-winning layup in OT, 5r, 5a, 4s at UConn
- 21 pts (11-12 fts, 7-8 final 2:02), 3r, 2s vs. Oklahoma
- 21 pts (16 in 2nd 1/2), 11-12 fts (7-8 last 2:35) v. Okla.
- 21p(5-8 3s), 15 1st 1/2 (made 1st 5 3s), 5r, 3a, 5-6 ft last 2:24 at UAB
- 19 pts (4-6 3s), 4 reb, 3 stl, 2 ast vs. Georgia State
- 16 pts (5-6 3s), 7 ast, 2 reb, 1 stl vs. Coastal Carolina
- 10 pts, 6 ast, 1 to, 2 stl in 27 min vs. Georgia
- Consensus 4-star signee, ranked #54 signee
- 2-time 1st-team all-state, 27 ppg, 10.1 apg, 5.7 rpg, 3.7 spg
- MVP of the prestigious Peach Jam in 2015

Career/Season-Highs

pts: 22 at UConn (12-23-16)
 reb: 5 at UAB (12-3-16)/at UConn (12-23-16)
 ast: 6 vs. Georgia (12-29-16)
 stl: 4 vs. North Florida (11-11-16)/at UConn (12-23-16)
 3fgs made: 5 at UAB (12-3-16)/v. Coastal (12-15-16)

2 BRYCE BROWN
G 6-3 195 So. Stone Mountain, GA (Tucker)

PPG	RPG	APG	SPG	FG%	3FG%	FT%
6.1	1.4	0.7	1.1	.277	.244	.615

- 6-of-35 (.171) from 3 since 5-10 v. N. Fla. in season opener
- 19 pts (5-10 3s), 3 stl, 2 reb v. North Florida
- 7 pts (1-3 3s), 2 blk, 1 ast, 1 stl, 22 min at UAB
- 10.1 ppg, 1.8 rpg, 2.6 3s made per game in 2015-16
- 78 3s made an AU fresh rec.; 8th on AU single-season list
- 4th in SEC w/2.6 3s per gm in 2015-16
- 1st AU fresh avg. dbl-figs since Rasheem Barrett ('05-06)
- car-hi 27 pts (9-14 3s), 1 off AU made record at Ark F17
- 42-inch vertical jump

Career-Highs

pts: 27 at Arkansas (2-17-16)
 reb: 6 vs. Georgia (2-24-16)/6 vs. Eastern Ky. (11-17-16)
 ast: 3 vs. Eastern Kentucky (11-17-16)
 3fgs made: 9 (14 att.) at Arkansas (2-17-16)

Season-Highs

pts: 19 vs. North Florida (11-11-16)
 reb: 6 vs. Eastern Kentucky (11-17-16)
 ast: 3 vs. Eastern Kentucky (11-17-16)
 3fgs made: 5 vs. North Florida (11-11-16)

3 DANJEL PURIFOY
F 6-7 230 Fr. Centreville, AL (Hargrave M.A.)

PPG	RPG	APG	SPG	FG%	3FG%	FT%
14.5	6.2	2.3	1.3	.421	.390	.869

- SEC: 15th ppg, 9th 3fg%, 4th 2.3 3s; 6th ft%, 13th rpg, 10th mpg 30.6
- he & Mustapha Heron 1st AU fr. to score 10+ pts in 1st 5 games of college career since Wesley Person (14) in '90-'91
- made 27 str. fts to tie AU rec. w/ Frankie Sullivan '09-'10
- 27 pts (5-10 3s), 7 reb, 3 stl vs. Coastal Carolina
- 27 pts (4-7 3s), 5 reb, 2 ast, 2 stl v. Boston College
- 22 pts (4-9 3s), 3 reb, 2 stl vs. #17 Purdue
- career-high 15 reb at UConn, gm-tying 3:1:04 left in OT
- Cancun Challenge all-tourney team, 16.5 ppg (6-14 3s)
- 19 pts (17 in 2nd 1/2 w/3 min. 1st 1/2 w/2 fts), 19 min v. Ga.St.
- 16 pts (4-9 3s), 3-4 3s 2nd 1/2), 4 reb at UAB
- 16 pts (3-6 3s), 8 reb, 3 ast, 3 stl v. Eastern Kentucky
- 13 pts, 6 reb, 3 ast, 1 stl vs. Georgia
- Consensus 4-star signee, ranked #48 signee
- 25 ppg, 11 rpg, 5 bpg at Hargrave Military Acad. in '14-'15
- 17.7 ppg, 6.1 rpg at Bibb County as a junior in '13-'14

Career/Season-Highs

pts: 27 v. Boston College (12-12-16)/Coastal (12-15-16)
 reb: 15 at UConn (12-23-16)
 ast: 9 vs. USC Upstate (11-29-16)
 3fgs made: 5 vs. Coastal Carolina (12-15-16)

4 T.J. DUNANS
G 6-5 187 Sr. Atlanta, GA (Columbia State CC)

PPG	RPG	APG	SPG	FG%	3FG%	FT%
8.0	3.6	2.8	0.8	.386	.226	.579

- MVP w/21p (13 1st 1/2), 5a, 4r v. Okla. in Birthday of BB
- 13 pts (3-4 3s), buzzer gm-winning 3 v. Mercer, Sr, 3a
- started season 0-15 3s, 7-16 3fgs in last 4.5 games
- 11.4 ppg last 5 games, 5.6 ppg previous 7
- Auburn is 4-12 in games Dunans has missed last 2 yrs
- 10 pts, 4 ast, 2 reb, 2 stl vs. #17 Purdue
- 10 pts (2-7 3s), 5 ast, 3 reb, 2 blk, 1 stl v. Coastal Carolina
- 9 pts, 6 rb, steal & layin w/1:18 left for 6 pt lead v. TX Tech
- missed 15.5 games w/left knee INJ v. Harv. D23
- came back vs. OM F20 w/ 7 pts in 21 min
- Ranked as the No. 1 JUCO prospect by 247Sports

Career-Highs

pts: 21 vs. Oklahoma (12-21-16)
 reb: 6 vs. UAB (11-15-15)/vs. Eastern Kentucky (11-17-16)
 ast: 7 vs. Georgia (2-24-16)/#18 Texas A&M (3-1-16)
 stl: 3, three times
 blk: 3 vs. Georgia Southern (11-20-15)

Season-Highs

pts: 21 vs. Oklahoma (12-21-16)
 reb: 6 vs. Texas Tech (11-22-16)/Eastern Ky. (11-17-16)
 ast: 5 v. Coastal Carolina (12-15-16)/Oklahoma (12-21-16)

5 MUSTAPHA HERON
F 6-5 250 Fr. Waterbury, CT (Sacred Heart)

PPG	RPG	APG	SPG	FG%	3FG%	FT%
16.2	6.5	1.2	0.8	.457	.413	.756

- SEC: 7th ppg, 12th rpg, 7th 4.7 def. rpg;
- 1st AU freshman to score 10+ pts in 1st 13 games of college career since Wesley Person (14) in '90-'91
- 24 pts (8-8 fg), 10 reb, 2 stl, 23 min v. Eastern Kentucky
- 23 pts, 6 reb, 3 ast in 26 min vs. USC Upstate
- 19 pts (4-7 3s), 2 reb in 24 min vs. Georgia
- 15 pts, car-hi 12 reb, 4 stl v. Oklahoma for 2nd dbl-dble
- 21 pts, 3 reb, 2 ast, 1 stl vs. Mercer; 15 pts, 8 reb at UConn
- 17 pts, 7 reb, 4 ast, 2 blk, 2 stl v. Coastal Carolina
- 15 pts, 8 reb vs. #17 Purdue; 11 pts, 7 reb at UAB
- Cancun Challenge all-tourney team, 15.0 ppg, 5.5 rpg
- 15 pts (3-6 3s), 3 reb vs. Texas Tech
- 15 pts (9-10 fts), 7 reb vs. Boston College
- 1st 5-star signee in Auburn history, #17 overall ranking
- 3-time all-state, 30 ppg, 8 rpg as a senior in 2015-16
- 79 pts in last 2 HS gms, leading Sacred Heart to 3rd-straight Connecticut state championship
- he & Kris Dunn of NBA's Timberwolves only 2 players to earn back-to-back Player of Year honors
- 32 pts & MVP of Kentucky Derby Festival BB Classic
- played for U18 USA Team Select Team in Treviso, Italy
- he & his AAU team, NY RENS, made national headlines for stance against gun violence wearing orange patches & LA Clippers' Chris Paul's AAU team would do same & former NYC Mayor Michael Bloomberg tweeted support
- father, Bryan, 14.4 ppg, 6.6 rpg at Central CT St. '85-'89

Career/Season-Highs

pts: 24 vs. Eastern Kentucky (11-17-16)
 reb: 12 vs. Oklahoma (12-21-16)
 ast: 4 vs. Coastal Carolina (12-15-16)
 stl: 4 vs. Oklahoma (12-21-16)
 3fgs made: 4 vs. Georgia (12-29-16)

12 LaRON SMITH
F 6-8 215 Gr. Palm Bay, FL (Bethune-Cookman)

PPG	RPG	APG	BPG	SPG	FG%	FT%
4.0	2.9	0.3	1.5	0.5	.526	.706

- has made 6 straight free throws
- 15 pts (7-11 fg), 5 reb, 2 ast, 1 blk, 1 stl vs. USC Upstate
- 8 pts (4-5 fg), 2 reb, 2 stl, 1 blk, 1 ast v. #17 Purdue
- 4 pts, 7 reb, 2 blk vs. Coastal; 6 pts (4-4 fts) v. Mercer
- 4 pts, 4 reb, game-saving block in Texas Tech win
- 7 pts, 7 reb (5 off.), 17 min vs. North Florida
- 7.1 ppg, 6.9 rpg, 3.0 bpg at Bethune-Cookman in '15-16
- t-3rd nation w/3.0 bpg last year at Bethune-Cookman
- MEAC 3rd-team selection, MEAC Def. Player of Year
- led MEAC 58.5% fgs last year, 26.5% fts (13-49)

Career-Highs

pts: 20 vs. North Carolina A&T (2-15-16)
 reb: 15 vs. Delaware State (2-6-16)
 blk: 6 vs. Sam Houston (11-27-15)

Season-Highs

pts: 15 vs. USC Upstate (11-29-16)
 reb: 7 vs. North Florida (11-11-16)/Coastal (12-15-16)
 blk: 3 vs. Georgia State (11-14-16)

23 TJ LANG
G 6-7 210 Jr. Mobile, AL (McGill-Toolen)

PPG	RPG	APG	SPG	FG%	3FG%	FT%
5.1	2.2	0.7	0.5	.422	.390	.632

- 6.8 ppg (10-21 3s) last 6 gms, 2.0 ppg (1-8 3s) 4 gms prior
- 9 pts (3-6 3s) made 1st 3 3 att. 1st half, 4 reb v. N. Fla.
- 8 pts (2-4 3s) v. Ga.; 8pts, 2 reb, 2 ast, 18 min vs. Coastal
- 6 pts (2-3 3s), 2 stl, 1 ast in 17 min v. Boston College
- 7.1 ppg, 2.1 rpg in 24.9 mpg last season
- Game-winning 3 w/16.3 sec left v. UAB, 5 pts, 14 min

• Father, Antonio, played at Duke, is an asst. w/Utah Jazz

Career-Highs

pts: 21 vs. Georgia (2-24-16)
 reb: 5 at Mizzou (3-3-15)/vs. NW State (11-27-15)
 ast: 3 at #10 Xavier (12-19-15)/vs. Miss. State (3-11-15)
 3fgs made: 5 at Ole Miss (1-27-16)/at Arkansas (2-17-16)

Season-Highs

pts: 11 vs. Mercer (12-18-16)
 reb: 4 vs. North Florida (11-11-16)
 ast: 2 vs. North Florida (11-11-16)/Coastal (12-15-16)
 3fgs made: 3 vs. North Florida (11-11-16)

24 ANFERNEE McLEMORE
F 6-7 210 Fr. Warwick, GA (Worth County)

PPG	RPG	BPG	SPG	FG%	3FG%	FT%
3.4	3.1	0.7	0.2	.655	1.000	.500

- car-hi tying 9 pts, 5 reb, 2 blk, 18 min off bench at UConn
- 9 pts (4-6 fg, 1-1 3s), 8 rb, 2 blk, 18 min v. Coastal Carolina
- avg. 3.4 ppg, 3.1 rpg in 10.7 min/game
- 7 reb (3 off.), 2 stl, 1 pt, 1 blk, 1 ast, 16 min vs. Georgia
- 6 pts, (3-3 fg), 4 reb, 1 blk, 9 min vs. Eastern Kentucky
- 6 pts (3-4 fg), 3 reb, 12 min vs. USC Upstate
- 4 pts (2-2 fg) in 9 min vs. #17 Purdue
- 4 pts (2-2 fg), 5 reb, 1 stl, 1 ast, 8 min vs. Georgia State
- 4-star by ESPN, 15.6 ppg, 11.2 rpg, 6.9 bpg as a sr. '15-16
- 4.0 GPA in advanced classes & was accepted by MIT
- scored a 1670 on SAT

Career/Season-Highs

pts: 9 at UConn (12-23-16)/vs. Coastal Carolina (12-15-16)
 reb: 8 vs. Coastal Carolina (12-15-16)
 blk: 2 at UConn (12-23-16)/v. Coastal Carolina (12-15-16)

31 DEVIN WADDELL
F 6-5 227 Sr. Greensboro, NC (Hargrave Military)

PPG	RPG	APG	SPG	FG%	3FG%	FT%
1.4	0.8	0.2	0.0	.500	.667	.500

- car-hi 7 p(2-2 3s), 2r, 10 min v. Coastal; 2r, 1a, 17 min v. OK
- Was awarded a scholarship prior to fall semester 2015
- Held UK's Karl-Anthony Towns to 0 FGs at SECT in 2015

Career-Highs

pts: 7 vs. Coastal Carolina (12-15-16)
 reb: 5 vs. Kentucky (3-16-15)
 ast: 2 vs. LSU (3-13-15)

35 RONNIE JOHNSON
G 6-0 180 Gr. Indianapolis, IN (Houston)

PPG	RPG	APG	SPG	FG%	3FG%	FT%
5.2	1.5	1.7	0.7	.382	.273	.714

- 2.2 assist/turnover ratio on yr; 5 ast, 1 to, 19 min v. Mercer
- 11 pts (2-4 3s), 3 reb, 16 min vs. Coastal Carolina
- 8 pts, 2 reb, 1 stl, 13 min vs. Georgia
- 8p, 6 str. in 2nd 1/2 in decisive AU run, 2 stl, 14 min at UAB
- 13 pts (5-8 fg), all 2nd 1/2, 4 ast, 1 stl, 17 min in scoring his 1,000th-career point vs. Eastern Kentucky N17
- 10 pts (2-5 3s), 3 ast, 2 reb, 1 stl, 16 min v. USC Upstate
- 3 pts, (big 3 w/7:52 to play, to end 12-1 Texas Tech run
- 9.4 ppg, 2.9 apg, 2.6 rpg, 40% fg, 36% 3s at Houston last yr
- 4th in American Athletic Conf. 80% fts last season
- he & AU assoc. head coach Chuck Person are cousins
- brother, Terone, was his teammate at Purdue

Career-Highs

pts: 27 vs. Santa Clara (3-25-13)
 reb: 8 vs. Minnesota (2-5-14)
 ast: 9 vs. Villanova (11-15-12)

Season-Highs

pts: 13 vs. Eastern Kentucky (11-17-16)
 reb: 3 vs. Coastal Carolina (12-15-16)
 ast: 5 vs. vs. Georgia State (11-14-16)/Mercer (12-18-16)

50 AUSTIN WILEY
C 6-11 255 Fr. Hoover, AL (Calusa Prep)

PPG	RPG	BPG	SPG	FG%	3FG%	FT%
8.3	3.3	1.3	0.3	.579	--	.524

- joined team on Dec. 16 as 17-year-old after graduating from Calusa Prep in Miami, practiced 2 days prior to 1st game v. Mercer on Dec. 18: 9 pts, 3 reb, 2 blk, 15 min
- 11 pts, 4 reb, 1 blk, 1 ast in 19 min vs. Georgia
- 7 pts, 3 reb, 1 ast, 20 min at UConn, scored 1st OT basket
- 6 pts, 3 reb, 2 blk, 1 ast, 1 stl, 18 min vs. Oklahoma
- ranked 13th by Scout, 16th Rivals & 17th by 247Sports
- won gold w/Team USA in U17 World Champ. in Spain Aug. '16
- 3-time all-state, scoring 1,500+ pts at Spain Park in 3 yrs
- Class 7A Player of Yr as jr. w/22 ppg, 12 rpg in 2015-16
- son of former Auburn players, All-Amer. & 1992 US Olympian Vickie Orr & Aubrey Wiley, '94 SEC leading rpg

Career/Season-Highs

pts: 11 vs. Georgia (12-29-16)
 reb: 4 vs. Georgia (12-29-16)
 blk: 2 vs. Mercer (12-18-16)/vs. Oklahoma (12-21-16)



0 Horace Spencer
So. • Forward
6-8 • 220
Philadelphia, PA
(Findlay Prep, NV)



1 Jared Harper
Fr. • Guard
5-10 • 165
Mableton, GA
(Pebblebrook)



2 Bryce Brown
So. • Guard
6-3 • 195
Stone Mountain, GA
(Tucker)



3 Danjel Purifoy
Fr. • Forward
6-7 • 230
Centreville, AL
(Hargrave Military Acad.)



4 T.J. Dunans
Sr. • Guard
6-5 • 187
Atlanta, GA
(Columbia State CC, TN)



5 Mustapha Heron
Fr. • Guard
6-5 • 215
Waterbury, CT
(Sacred Heart)



10 Heath Huff
Fr. • Forward
6-10 • 250
Auburn, AL
(Lee-Scott Academy)



12 LaRon Smith
Gr. • Forward
6-8 • 215
Palm Bay, FL
(Bethune-Cookman)



21 Patrick Keim
Jr. • Guard
6-0 • 186
Birmingham, AL
(Mountain Brook)



22 Will Macoy
Fr. • Guard
6-4 • 180
Birmingham, AL
(Vestavia Hills)



23 T.J. Lang
Jr. • Guard
6-7 • 210
Mobile, AL
(McGill-Toolen)




24 Anfernee McLemore
Fr. • Forward
6-7 • 210
Warwick, GA
(Worth County)



25 Mike Cohen
Fr. • Guard
5-10 • 175
Voorhees, NJ
(Bishop Eustace)



31 Devin Waddell
Sr. • Guard/Forward
6-5 • 227
Greensboro, NC
(Hargrave Military Academy, VA)



35 Ronnie Johnson
Gr. • Guard
6-0 • 180
Indianapolis, IN
(Houston)



41 Cole Blackstock
Fr. • Forward
6-9 • 253
Killen, AL
(Brooks)



50 Austin Wiley
Fr. • Center
6-11 • 255
Hoover, AL
(Calusa Prep)



52 Trey Tate
So. • Forward
6-6 • 230
Dothan, AL
(Rehobeth)



Bruce Pearl
Head Coach



Chuck Person
Associate Head Coach



Harris Adler
Assistant Coach



Chad Dollar
Assistant Coach



Steven Pearl
Director of Ops



Chad Prewett
Special Assistant to
the Head Coach



Clark Pearson
Athletic Trainer



Damon Davis
Strength &
Conditioning Coach



Jordan VerHulst
Video Coordinator



Frankie Sullivan
Graduate Manager





Mike Burgomaster
Graduate Manager





COMPARING STATS

(All Games)

		
Scoring Offense	80.4	72.9
Scoring Defense	73.8	70.0
Scoring Margin	+6.5	+2.9
FG Pct.	.430	.433
FG Pct. Defense	.409	.443
3-pt. FG Pct.	.346	.402
3-pt. FG Pct. Defense	.296	.379
Free Throw Pct.	.692	.787
Rebound Avg.	37.5	35.4
Opp. Rebound Avg.	40.6	32.2
Rebound Margin	-3.2	+3.2
Turnovers Per Game	13.5	13.5
Opp. Turnovers	16.8	11.6
Turnover Margin	+3.3	-1.8

COMPARING STATS

( Games)

		
Scoring Offense	84.0	96.0
Scoring Defense	96.0	89.0
Scoring Margin	-12.0	+7.0
FG Pct.	.468	.534
FG Pct. Defense	.517	.574
3-pt. FG Pct.	.346	.500
3-pt. FG Pct. Defense	.313	.607
Free Throw Pct.	.630	.750
Rebound Avg.	33.0	29.0
Opp. Rebound Avg.	38.0	29.0
Rebound Margin	-5.0	Even
Turnovers Per Game	13.0	11.0
Opp. Turnovers	12.0	15.0
Turnover Margin	-1.0	+4.0

2016-17  STANDINGS

	SEC	ALL
Florida	1-0	10-3
Georgia	1-0	9-4
Kentucky	1-0	11-2
Tennessee	1-0	8-5
Vanderbilt	1-0	7-6
South Carolina	0-0	10-3
Mississippi State	0-0	9-3
Alabama	0-0	7-5
Missouri	0-0	5-7
Auburn	0-1	10-3
Arkansas	0-1	11-2
LSU	0-1	8-4
Ole Miss	0-1	9-4
Texas A&M	0-1	8-4

-- thru Jan. 1, 2017

nasium this season, losing to Bucknell 75-72 on Nov. 21. Vandy has losses to Marquette, Butler, Minnesota, at Middle Tennessee and at Dayton. Matthew Fisher-Davis leads the Commodores with 16.4 ppg while ranking fourth in the SEC shooting 42.5 percent from 3-point range and 85.2 percent from the foul line. 7-foot Luke Kornet, who had a triple-double vs. Auburn last year, averages 12.8 points, 5.4 rebounds and 1.8 blocks. Jeff Roberson chips in 10.5 points and a team-leading 7.7 rebounds, ranking sixth in the SEC. Auburn has lost nine-straight games to Vanderbilt in Memorial Gymnasium dating back to an 86-80 Tiger win in 2000.

AUBURN-VANDERBILT SERIES

» This is the 140th meeting between the Tigers

and Commodores with Vanderbilt holding an 88-51 series lead.

Vanderbilt has won 12 straight games in the series dating back to a 68-65 Auburn win on Jan. 6, 2007, in Beard-Eaves-Memorial Coliseum.

Vanderbilt leads 36-29 in Auburn, including winning five straight. The Commodores are 4-0 in Auburn Arena.

The Commodores, who have defeated Auburn nine straight times in Memorial Gym, lead 50-17 in Nashville and 37-13 in Memorial Gymnasium.

Auburn's last win in Memorial Gym came in an 86-80 win on Feb. 16, 2000.

Auburn is 5-1 vs. Vanderbilt at neutral sites, all SEC Tournament games

BRUCE PEARL vs. VANDERBILT

» Bruce Pearl is 8-7 against Vanderbilt (0-3 coaching Auburn), including 5-2 mark at home and 3-5 mark in Memorial Gymnasium.

SEC's TOP 2 3-POINT TEAMS

» Auburn and Vanderbilt rank first and second, respectively, in the SEC in 3-point field goals made per game. The Commodores sink 9.9 treys a game while the Tigers make 9.1.

Both teams finished in the top two in the SEC last year as well as Auburn made 8.8 per game and Vanderbilt 8.3.

THE RIFLEMAN IN MUSIC CITY

» Auburn associate head coach Chuck Person scored 40 points at Vanderbilt (without the 3-point shot) on March 1, 1986, in a 79-65 Auburn victory. Person is the last Auburn player to score 40 points in a road game. Head coach Sonny Smith,

TUESDAY'S GAMES-(Jan. 3)

Arkansas at Tennessee (SECN), 5:30 pm
Ole Miss at Florida (ESPNU), 6 pm
Alabama at Mississippi State (SECN), 7:30 pm
Texas A&M at Kentucky (ESPN), 8 pm

WEDNESDAY'S GAMES-(Jan. 4)

Auburn at Vanderbilt (SECN), 6 pm
South Carolina at Georgia (ESPNU), 6 pm

SATURDAY'S GAMES-(Jan. 7)

Ole Miss at Auburn (SECN), 5 pm
Missouri at Georgia (SECN), Noon
Texas A&M at South Carolina (CBS), TBA
Mississippi State at LSU (SECN), 2:30 pm
Tennessee at Florida (ESPN2), 4:15 pm
Vanderbilt at Alabama (ESPNU), 6 pm
Arkansas at Kentucky (SECN), 7:30 pm

TUESDAY'S GAMES-(Jan. 10)

Auburn at Missouri (SECN), 6 pm
Kentucky at Vanderbilt (ESPN), 6 pm
Florida at Alabama (ESPNU), 8 pm
Mississippi State at Arkansas (SECN), 8 pm
-- All Times Central

now Auburn's analyst on the Auburn IMG Sports Network, tells the story that when Person passed the ball and didn't shoot, the Vanderbilt fans booed.

MUSTAPHA CHASING WESLEY PERSON

» Freshman Mustapha Heron has scored in double figures in his first 13 collegiate games, the most for a freshman to begin a season since All-American Wesley Person did it in his first 14 games in 1990-91.

Heron has a chance to tie Person by scoring double figures at Vanderbilt.

PEARL 2 WINS FROM 500

» Auburn head coach Bruce Pearl is two wins away from his 500th career victory in his 22nd year. He is 498-188 (.726) overall.

• 231-46 (.834) in nine seasons at Southern Indiana while winning the 1995 NCAA Div. II National Championship

• 86-38 (.694) in four years at Wisconsin-Milwaukee with back-to-back Horizon League Championships while reaching the 2005 NCAA Tournament Sweet 16

• 145-61 (.704) in six years at Tennessee, winning the 2008 SEC Championship and reaching the NCAA Tournament each season

AUBURN TIGERS ROSTER

0 Horace Spencer	F 6-8 220 So. Philadelphia, PA (Findlay Prep, NV)
1 Jared Harper	G 5-10 165 Fr. Mableton, GA (Pebblebrook)
2 Bryce Brown	G 6-3 195 So. Stone Mountain, GA (Tucker)
3 Danjel Purifoy	F 6-7 230 Fr. Centreville, AL (Hargrave Military Acad.)
4 T.J. Dunans	G 6-5 187 Sr. Atlanta, GA (Columbia State CC, TN)
5 Mustapha Heron	G 6-5 250 Fr. Waterbury, CT (Sacred Heart)
10 Heath Huff	F 6-10 250 Fr. Auburn, AL (Lee-Scott Academy)
12 LaRon Smith	F 6-8 215 Gr. Palm Bay, FL (Bethune-Cookman)
13 DeSean Murray*	G 6-3 230 Jr. Stanley, NC (Presbyterian College)
21 Patrick Keim	G 6-0 186 Jr. Birmingham, AL (Mountain Brook)
22 Will Macoy	G 6-4 180 Fr. Birmingham, AL (Vestavia Hills)
23 Tj Lang	G 6-7 210 Jr. Mobile, AL (McGill-Toolen)
24 Anfernee McLemore	F 6-7 210 Fr. Warwick, GA (Worth County)
25 Mike Cohen	G 5-10 175 Fr. Voorhees, NJ (Bishop Eustace)
31 Devin Waddell	F 6-5 227 Sr. Greensboro, NC (Hargrave Military Acad.)
35 Ronnie Johnson	G 6-0 180 Gr. Indianapolis, IN (Houston)
41 Cole Blackstock	F 6-9 253 So. Killen, AL (Brooks)
50 Austin Wiley	C 6-11 255 Fr. Hoover, AL (Calusa Prep)
52 Trey Tate	F 6-6 230 So. Dothan, AL (Rehobeth)

*redshirting for 2016-17 after transferring

Head Coach: Bruce Pearl (Boston College '82)

Assoc. Head Coach: Chuck Person (Auburn/USSA '16)

Assistant Coaches: Harris Adler (Philadelphia College of Pharmacy & Science '98), Chad Dollar (Milligan '96)

Dir. of Basketball Operations: Steven Pearl (Tennessee '10)

Special Asst. to the Head Coach: Chad Prewett (Troy State '94)

Athletic Trainer: Clark Pearson (Kentucky '95)

Video Coordinator: Jordan VerHulst (Grand Valley State '08)

Strength & Conditioning Coach: Damon Davis (Western Illinois '03)

PRONUNCIATION CHART

T.J. DunansDONE - inns
Mustapha HeronMuh - stah - phuh Hair - un
Patrick KeimKYME
Anfernee McLemoreAnn - fur - knee
Danjel PurifoyDAN - jell PURE - a - foy
LaRon SmithLuh - Ron
Horace SpencerHor - us
Devin WaddellDevin - in Wah - dell

• 36-43 (.456) in three years at Auburn

1 MORE WIN EQUALS LAST SEASON'S TOTAL

» With one more win, Auburn will equal its total wins last year when the Tigers went 11-20.

LAST TIME OUT

Georgia 96, Auburn 84

(Dec. 29, 2016, in Auburn, Ala.)

» Yante Maten and J.J. Frazier combined for 58 points to lead Georgia to a come-from-behind 96-84 win over Auburn in the SEC opener for both teams in sold out Auburn Arena. The Tigers led by as much as 13 points in the first half and led 66-54 just over five minutes into the second half. The Bulldogs scored 10 straight points to get back into the game and tied it for the first of three times at 70 with 10:11 to go. Georgia had a game-deciding 12-0 spurt to take control at 86-76 with 3:49 left to complete a 32-10 run. The Bulldogs, who shot 59 percent in the second half, outscored the Tigers 53-33 in the period. Both teams came out sizzling in the first half. Auburn jumped out to a 20-9 lead just over five minutes in and pushed it to as much as 33-20 on an Austin Wiley tip-in with 9:29 left in the half. The Tigers made six of their first nine

MISCELLANEOUS STATS

AUBURN'S RECORD WHEN: STARTING LINEUPS

(Purifoy, Smith, Harper, Heron, Lang) 2-0 (1.000)
 (Spencer, Purifoy, Harper, Brown, Heron) 6-1 (.857)
 (Purifoy, Wiley, Harper, Heron, Lang) 2-1 (.667)
 (Spencer, Purifoy, Johnson, Brown, Heron) 0-1 (.000)

AUBURN'S RECORD WHEN STARTS:

LaRon Smith 2-0 (1.000)
 Jared Harper 10-2 (.833)
 T.J. Lang 4-1 (.800)
 Danjel Purifoy 10-3 (.769)
 Mustapha Heron 10-3 (.769)
 Horace Spencer 6-2 (.750)
 Bryce Brown 6-2 (.750)
 Austin Wiley 2-1 (.667)
 Ronnie Johnson 0-1 (.000)

When Auburn leads at the half 7-1
 When opponent leads at the half 3-2
 When it is tied at the half 0-0
 When Auburn leads with 5 minutes left 9-0
 When opp. leads with 5 minutes left 0-3
 When it is tied with 5 minutes left 1-0
 When Auburn leads with 1 minute left 8-1
 When opp. leads with 1 minute left 0-2
 When tied with 1 minute left 2-0
 When Auburn outrebounds opponent 5-0
 When opponent outrebounds Auburn 5-3
 When rebounds are the same 0-0
 When AU shoots 50% or better from floor 1-0
 When AU shoots less than 50% from floor 9-3
 When opp. shoots 50% or better from floor 0-2
 When opp. shoots less than 50% from floor 10-1
 When AU fg% higher than opponents 6-0
 When AU fg% less than opponents 3-3
 When fg% is the same 1-0
 When AU 3fg% higher than opponents 8-2
 When AU 3fg% less than opponents 2-1
 When AU makes more 3fgs than opponents 7-2
 When AU makes fewer 3fgs than opponents 3-1
 When 3fgs makes are the same 0-0
 When AU shoots more free throws than opp. 7-2
 When AU shoots fewer free throws than opp. ... 3-1
 When AU makes more free throws than opp. 7-2
 When AU makes fewer free throws than opp. ... 3-1
 When free throw makes are the same 0-0
 Auburn in white jerseys 7-1
 Auburn in orange jerseys 0-1
 Auburn in blue jerseys 3-1

2016-17 INDIVIDUAL HIGHS

POINTS

AU: 27, Danjel Purifoy vs. Boston College/Coastal
 Opp.: 31, Yante Maten, Georgia

FIELD GOALS MADE

AU: 9, Danjel Purifoy vs. Coastal Carolina
 Opp.: 10, Yante Maten, Georgia

FIELD GOALS ATTEMPTED

AU: 22, Mustapha Heron at UConn
 Opp.: 22, Rodney Purvis, at UConn

3-POINTERS MADE

AU: 5, Harper at UAB,CCU/Brown v. UNF/Purifoy v.CCU
 Opp.: 5, Elijah Wilson, Coastal Carolina

3-POINTERS ATTEMPTED

AU: 10, Bryce Brown vs. UNF/Danjel Purifoy vs. CCU
 Opp.: 14, Elijah Wilson, Coastal Carolina

FREE THROWS MADE

AU: 11, Jared Harper vs. Oklahoma
 Opp.: 9, Purvis, at UConn; Maten, Frazier, Georgia

FREE THROWS ATTEMPTED

AU: 13, Mustapha Heron vs. Eastern Kentucky
 Opp.: 10, Purvis, at UConn/Mayo,E.Ky./Frazier, Georgia

REBOUNDS

AU: 15, Danjel Purifoy at UConn
 Opp.: 15, Michael Buchanan, USC Upstate

ASSISTS

AU: 9, Danjel Purifoy vs. USC Upstate
 Opp.: 7, Mathias, #17 Purdue/Lavender, at UAB

TURNOVERS

AU: 7, Mustapha Heron vs. Oklahoma
 Opp.: 8, Hayes, #17 Purdue/Robinson, Boston College

BLOCKS

AU: 6, Horace Spencer vs. Boston College
 Opp.: 4, Kentan Facey, at UConn

STEALS

AU: 4, Harper v. UNF,atUConn/Spencerv. BC/Heron v. Okla.
 Opp.: 5, J.J. Frazier, Georgia

2016-17 AUBURN INDIVIDUAL SEASON HIGHS

	Points	Rebounds	Assists/ *Blocks/ ^Steals
Cole Blackstock		2 vs. Coastal Carolina	
Bryce Brown	19 vs. North Florida	6 vs. Eastern Kentucky	3 vs. Eastern Kentucky
T.J. Dunans	21 vs. Oklahoma	6 vs. Texas Tech	5 v. Oklahoma/ Coastal Carolina
Jared Harper	22 at UConn	5 at UAB/at UConn	7 vs. Coastal Carolina
Mustapha Heron	24 vs. Eastern Kentucky	10 vs. Eastern Kentucky	4 vs. Coastal Carolina
Ronnie Johnson	13 vs. Eastern Kentucky	3 vs. Boston College/Coastal	5 vs. Georgia State/Mercer
Patrick Keim	1 vs. Georgia State	1 vs. Georgia State/Coastal	1 vs. Coastal Carolina
TJ Lang	11 vs. Mercer	4 vs. North Fla./Georgia State	2 vs. North Florida/Coastal
Will McCoy	8 vs. Coastal Carolina	1 vs. Coastal Carolina	1^ vs. Coastal Carolina
Anfernee McLemore	9 at UConn/v. Coastal	8 vs. Coastal Carolina	2* at UConn/v. Coastal
Danjel Purifoy	27 v. Boston College/Coastal	15 at UConn	9 vs. USC Upstate
LaRon Smith	15 vs. USC Upstate	7 vs. North Florida/Coastal	2* vs. Oklahoma/E. Ky/Coastal
Horace Spencer	12 vs. Georgia State	8 vs. Eastern Kentucky	6^ vs. Boston College
Devin Waddell	7 vs. Coastal Carolina	2 vs. Oklahoma/Coastal	1 vs. Coastal Carolina
Austin Wiley	11 vs. Georgia	4 vs. Georgia	2^ vs. Oklahoma/Mercer

* Bold if career-high

3-pointers. Georgia closed to within 39-36, but Auburn stretched it out to a 51-43 halftime lead behind 56.3 percent shooting. The Bulldogs stayed close by going 16-of-21 from the free throw line. Mustapha Heron led the Tigers with 19 points despite only playing six first half minutes because of foul trouble. Danjel Purifoy, who only played nine minutes in the first half after two fouls, added 13 points, six rebounds and three assists. Austin Wiley scored a career-high 11 points in 19 minutes while Jared Harper added 10 points to go along with six assists and two steals. Georgia outshot Auburn 51.7 percent to 46.8 percent from the floor and 29-of-38 (.763) to 17-of-27 (.630) from the foul line. After starting 6-of-9 from 3, Auburn missed 14 of its final 17 treys to finish 9-of-26. Georgia went 5-of-16 from behind the arc.

LAST TIME vs. VANDERBILT

Vanderbilt 80, Auburn 57
(Feb. 13, 2016, in Auburn, Ala.)

» Cinmeon Bowers picked up his 10th double-double of the season with 12 points, 15 rebounds, five assists and three steals as Auburn fell to Vanderbilt 86-57 in Auburn Arena. The Tigers shot only 29 percent (18-of-62) from the floor for the game while Vanderbilt hit 49.3 percent (36-of-73), including 54.1 percent (20-of-37) in the second half.

TJ Lang and Bryce Brown each scored 14 as Lang made four 3-pointers. Vanderbilt jumped out to an 18-12 lead before a conventional 3 from Bowers made it 18-15 with 9:26 to play. The Commodores stretched its lead to 37-22 before leading 37-24 at the half. Vanderbilt opened the second half with an 11-4 run to increase the lead to 51-28 with 16:25 remaining. A tip-in from Bowers followed by a 3 from Brown cut it to 51-33 at 15:14, but that was as close as Auburn would get as Vanderbilt used a 26-6 run to take their largest lead of the game at 78-39 with 6:40 remaining. The Commodores connected on 6-of-15 (40 percent) from 3-point range in the second half and finished 9-of-29 (31 percent). The Tigers hit 8-of-32 (25 percent). Damian Jones led Vanderbilt with 17 points and nine rebounds while Matthew Fisher-Davis added 16 points on 4-of-8 3-pointers.

10 WINS BEFORE CHRISTMAS SINCE 1999-2000

» Auburn won 10 games prior to Christmas for the first time since the 1999-2000 season when the Tigers reached the NCAA Tournament second round.

LAST TIME 10-2

» Auburn was 10-2 for the first time since the 2002-03 season when the Tigers began the season 15-2.

Auburn-Vanderbilt Game Notes

That marked the last season Auburn appeared in the NCAA Tournament as the Tigers lost to eventual national champion Syracuse 79-78 in the Sweet 16 in Albany, N.Y.

STARTING 4 FROSH IN A GAME

» Auburn started four freshmen - Danjel Purifoy, Mustapha Heron, Jared Harper and Austin Wiley - for the first time in the win vs. Oklahoma on Dec. 21 and at UConn on Dec. 23 as well as the SEC opener vs. Georgia for the first time since nine times in the 2005-06 season.

The previous time came on Feb. 18, 2006, in a 65-61 loss to No. 25 LSU. Josh Dollard, Korvotney Barber, Rasheem Barrett and Quantez Robertson started that game in Beard-Eaves-Memorial Coliseum.

1st TIME FOR BP

» This marked the first time in Coach Bruce Pearl's 22 years as a head coach that he started three freshmen, much less four freshmen.

In fact, it is the youngest team Pearl has coached in his 22 years as a head coach.

NAILBITERS

» Auburn is 5-1 on the season in games decided by four points or less.

The Tigers defeated Texas Tech 67-65 on Nov. 22 in Cancun with LaRon Smith's game-saving block.

Auburn won at UAB 74-70 on Dec. 3 and lost on a tip-in at the buzzer to Boston College 72-71 in the Under Armour Reunion in Madison Square Garden on Dec. 12.

T.J. Dunans sank a buzzer-beating 3-pointer on an inbounds pass with 1.4 seconds to play in a 76-74 win over Mercer on Dec. 18.

Auburn defeated Oklahoma 74-70 in the Hall of Fame's Birthday of Basketball in Uncasville, Conn., on Dec. 21 and two days later, won at UConn 70-67 in overtime.

TRAVELING FAN SUPPORT

» Auburn had the largest contingent of fans with more than 1,500 at its game vs. Boston College in New York City's Madison Square Garden for the

\$1 MILLION



Bruce Pearl has raised \$1 million in only four golf tournaments at Auburn.

Pearl and his wife, Brandy, have remarkably raised \$770,000 in the last three years benefitting Children's Harbor in Birmingham through the Bruce Pearl Fore the Children Golf Classic. The mission of Children's Harbor is to help children with serious illness and their families.

Over \$200,000 was raised in the Bruce, Barkley & Basketball Golf Classic Oct. 23-24, 2016, benefitting the Auburn Basketball program.

Under Armour Reunion.

The Tigers had between 2,500-3,000 fans in Birmingham on Dec. 3 for its 74-70 win at UAB in sold out Bartow Arena.

ONE OF NATION'S YOUNGEST TEAMS

» According to KenPom.com as of Dec. 1, 2016 and doesn't include 17-year-old freshman Austin Wiley, Auburn is the 33rd youngest team in the nation, ranked 318th in experience. In fact, seven SEC teams are some of the most inexperienced of all 351 Div. I teams:

- Kentucky 347th
- Missouri 346th
- Tennessee 340th
- LSU 330th
- Auburn 318th
- Texas A&M 305th

POINT GUARDS: ASSIST TO TURNOVER RATIO

» Freshman Jared Harper has a 3.55 assist-to-turnover ratio over the last 10 games with 39 assists to only 11 turnovers in 290 minutes (29.0 min/game).

The Mableton, Ga., native is averaging 12.5 points, 3.3 assists, 2.5 rebounds and 1.8 steals and has only committed 17 turnovers in 26.4 minutes per game.

Graduate Ronnie Johnson has a +2.20 assist/turnover ratio on the season with 22 assists and 10 turnovers in 14.7 minutes per game.

PLAYERS NOTES

JARED HARPER: SEC FRESHMAN OF THE WEEK

» Jared Harper was named SEC Freshman of the Week on Dec. 26 after leading the Tigers to a pair of huge wins in three days in Connecticut vs. Oklahoma and at UConn.

The Mableton, Ga., native had back-to-back career-highs while averaging 21.5 points, 4.0 rebounds, 3.0 assists and 3.0 steals. He totaled 21 points, including 16 in the second half, in Auburn's 74-70 win over Oklahoma, which made the Final Four last season, in the Basketball Hall of Fame's Birthday of Basketball in Uncasville, Conn.

Entering the game shooting 60.0 percent from the foul line, Harper made 11-of-12 free throws, including 7-of-8 in the final 2:02 to keep the Sooners at bay. He also had three rebounds, two steals and an assist.

In the 70-67 overtime win at four-time national champion UConn in Hartford on Dec. 23, Harper upped his career-high with 22 points as he stuffed the stat sheet with all career-highs of five rebounds, five assists and four steals.

His driving layup with 27 seconds remaining in overtime proved to be the game-winner while assisting on the game-tying 3-pointer by Danjel Purifoy with 1:04 left, after the Tigers erased the Huskies' 7-0 run in overtime.

Harper made 5-of-6 free throws vs. UConn and shot 16-of-18 (.889) from the foul line for the week.

PURE DANJEL

» Freshman Danjel Purifoy ranks in six SEC sta-

2016-17 TIGER STAT LEADERS

Double-figure scoring games (43)

Mustapha Heron 13
Danjel Purifoy 9
Jared Harper 9
T.J. Dunans 4
Ronnie Johnson 3
Bryce Brown 2
Austin Wiley 1
TJ Lang 1
LaRon Smith 1
Horace Spencer 1
Opponents 38

20-point scoring games (10)

Danjel Purifoy 3
Mustapha Heron 3
Jared Harper 3
T.J. Dunans 1
Opponents 12

30-point scoring games (0)

Opponents 1

Double-figure rebounding games (2)

Mustapha Heron 1
Danjel Purifoy 1
Opponents 8

Double-Doubles (2)

Mustapha Heron 2
Opponents 7

Games leading AU in scoring

Mustapha Heron 5
Danjel Purifoy 4
Jared Harper 4
T.J. Dunans 1
Bryce Brown 1

Games leading AU in rebounding

Mustapha Heron 7
Danjel Purifoy 3
Anfernee McLemore 2
Horace Spencer 1
LaRon Smith 1
T.J. Dunans 1

Charges Taken (23)

Jared Harper 12
Mustapha Heron 2
Horace Spencer 2
Danjel Purifoy 2
Anfernee McLemore 1
Bryce Brown 1
Ronnie Johnson 1
TJ Lang 1
T.J. Dunans 1

Floor Burns (39)

Jared Harper 10
LaRon Smith 6
Danjel Purifoy 4
Horace Spencer 4
Anfernee McLemore 4
Mustapha Heron 3
Ronnie Johnson 2
Bryce Brown 2
TJ Lang 2
T.J. Dunans 1

Dunks (41)

LaRon Smith 9
Anfernee McLemore 8
T.J. Dunans 5
Horace Spencer 5
Danjel Purifoy 4
Mustapha Heron 3
TJ Lang 2
Austin Wiley 2
Will Macoy 1
Bryce Brown 1

OUT OF BOUNDS DEFENSE

Turnovers: 23
Time outs forced: 5
5 second call: 2
Shot clock violations: 3

tistical categories: 4th 3fgs made/game (2.3), 6th in free throw pct. (.869), 9th in 3-point FG% (.390), 13th in rebounding (6.2), 15th in scoring (14.5 ppg) and 10th in minutes/game (30.5).

CAN'T SPELL HERON WITHOUT HERO

» Freshman Mustapha Heron is ranked seventh in the SEC in scoring at 16.2 ppg and is 12th in rebounding with 6.5 rpg while shooting 45.7 percent from the floor and 41.3 percent from 3-point range.

The Waterbury, Conn., native has scored in double figures in every game, recording two double-doubles with 24 points and 10 rebounds vs. Eastern Kentucky and 15 points, a career-high 12 rebounds and four steals vs. Oklahoma.

He also scored 23 points against USC-Upstate, 21 points vs. USC-Upstate and 19 points on 4-of-7 3-pointers vs. Georgia in his SEC debut.

Heron was named to the Cancun Challenge all-tournament team, averaging 15.0 ppg and 5.5 rpg. He totaled 15 points and eight rebounds vs. No. 17 Purdue along with 15 points vs. Texas Tech.

HOT SHOOTING HARPER

» Freshman Jared Harper had back-to-back career-highs in wins over Oklahoma and at UConn in a three-day span while earning SEC Freshman of the Week honors.

Harper scored 22 points, five rebounds, five assists and four steals and had the game-winning layup in overtime in the win at UConn.

He scored 21 points, including 16 in the second half, in the win vs. Oklahoma. He made 11-of-12 free throws, including 7-of-8 in the final 2:35.

Harper also scored 21 points at UAB with 15 of them in the first half, making all five 3-pointers.

The Mableton, Ga., native ranks second in the SEC with a 2.5 assist/turnover ratio and seventh with 1.8 steals.

Harper is averaging 12.5 points, 3.3 assists and 2.5 rebounds on the season.

BUZZER-BEATING & MVP DUNANS

» Senior T.J. Dunans sank a buzzer-beating 3-pointer from the left corner to give Auburn a 76-74 victory over Mercer on Dec. 18. Mercer had just taken a 74-73 lead with a conventional 3-point play with 3.8 seconds left.

The Tigers threw the ball to midcourt and called time out with 1.4 seconds to play to set up the heroics.

Three days later on his 24th birthday, Dunans was named MVP of the Hall of Fame's Birthday of Basketball in Uncasville, Conn., as he totaled a career-high 21 points, five assists and four rebounds in the win vs. Oklahoma.

THE WILEYS DEBUTS

» Freshman Austin Wiley totaled nine points, three rebounds and two blocks in 15 minutes in his collegiate debut vs. Mercer on Dec. 18. He only practiced two days with the Tigers prior to

playing.

The Hoover, Ala., native followed that up with six points, three rebounds, an assist and steal in 18 minutes vs. Oklahoma on Dec. 21 and seven points and three rebounds at UConn on Dec. 23. He started both games vs. Oklahoma and at UConn, both Auburn wins. He had both a career-high 11 points and four rebounds vs. Georgia in 19 minutes in his SEC debut.

His parents, former All-American and US Olympian Vickie Orr and Aubrey Wiley, the SEC's leading rebounder in 1993-94, had impressive Auburn debuts.

Vickie Orr had a double-double with 12 points and 10 rebounds in a 95-74 victory over Central Florida on Nov. 25, 1985. In fact, she had 16 points and 11 rebounds vs. Virginia and 22 points and nine boards vs. North Carolina in her next two games.

Aubrey Wiley had 16 points on 7-of-10 shooting, three rebounds and a block in 12 minutes in a 93-78 victory over Southern Miss on Dec. 14, 1991.

Both of their debuts came in Auburn's Beard-Eaves-Memorial Coliseum.

ANOTHER TJ

» Junior TJ Lang is averaging 6.3 points while making 10-of-21 3-pointers in his last six games after averaging only 2.0 points on 1-of-8 treys in the four games prior.

The Mobile, Ala., native is now averaging 5.1 points while shooting 39.0 percent from 3-point range in 18.7 minutes.

DANJEL'S 27 STRAIGHT FREE THROWS TIES RECORD

» Freshman Danjel Purifoy made 27 straight free throws through six games that ended vs. Mercer on Dec. 15 to tie Frankie Sullivan's record to open the 2009-10 season.

TIGERS IN SEC RANKINGS

» Here is where the Tigers are ranked in the SEC stats:

Auburn

- Steals t-1st, 8.2
- 3FGs made per game 2nd, 9.1
- Turnover Margin 3rd, +3.3
- Scoring 4th, 80.4
- 3FGs Pct. Defense 4th, .296
- Defensive Rebounds 5th, 26.6

Mustapha Heron

- Scoring 7th, 16.2 ppg
- Defensive Rebounds 7th, 4.7 drpg
- Rebounds 12th, 6.5 rpg

Danjel Purifoy

- 3-point FGs Made 4th, 2.3
- Defensive Rebounds 5th, 5.2
- Free Throw Pct. 6th, .869
- 3-point FG Pct. 9th, .390
- Minutes 10th, 30.5
- Rebounding 13th, 6.2
- Scoring 15th, 14.5

QUICK FACTS

GENERAL INFORMATION

Location.....	Auburn, Ala.
Founded	1856
Joined SEC.....	1932 (Original member)
Enrollment.....	27,287
Nickname	Tigers
Colors.....	Burnt Orange and Navy Blue
Facility (Capacity)	Auburn Arena (9,121)
Auburn Arena Record	59-45
President	Dr. Jay Gogue
Director of Athletics	Jay Jacobs
Faculty Representative	Dr. Mary Boudreaux
Head Coach.....	Bruce Pearl
Associate Head Coach	Chuck Person
Assistant Coaches	Harris Adler, Chad Dollar
Dir. of Basketball Operations.....	Steven Pearl
Lettermen Returning/Lost.....	8/8
Starters Returning/Lost.....	4/4
Newcomers.....	10

BASKETBALL HISTORY

First Year of Basketball	1905-06
All-Time Record (Years)	1278-1158-1 (111th)
All-Time SEC Record (Years)	579-719 (84th)
SEC Championships (Last)	2 (1999)
SEC Tournament Championships	1 (1985)
SEC Tournament Record	30-52
NCAA Tournament Appearances (Last)	8 (2003)
NCAA Tournament Record	12-8
NIT Appearances (Last)	6 (2009)
NIT Record	4-6
All-Americans	13
National Coach of the Year winners	1
All-SEC Selections	87

2015-16 INFORMATION

2015-16 Record	11-20
2015-16 SEC Record	5-13 (13th)
2016 SEC Tournament	0-1 (first round)

FRESHMAN STARTS BY YEAR

2005-06: 93

(Quantez Robertson 28, Korvotney Barber 27, Ra-sheem Barrett 14, Joey Cameron 12, Josh Dollard 12)

2016-17: 41

(Danjel Purifoy 13, Mustapha Heron 13, Jared Harper 12, Austin Wiley 3)

2010-11: 33

(Allen Payne 18, Josh Langford 12, Chris Denson 3)

2013-14: 31

(Tahj Shamsid-Deen 30, Benas Griciunas 1)

2012-13: 31

(Shaq Johnson 21, Jordan Price 5, Jordon Granger 3, Brian Greene Jr. 2)

2006-07: 13

(DeWayne Reed 13)

2009-10: 8

(Earnest Ross 8)

2014-15: 6

(TJ Lang 6)

2008-09: 1

(Frankie Sullivan 1)

-- research goes back to 2005-06 season

Jared Harper

- Assist/Turnover Ratio..... 4th, 2.5
- Steals7th, 1.8

TAKING CHARGE

» Freshman Jared Harper has a team-leading 12 charges taken on the season, an average of one per game. The rest of the team has 11 total combined.

SEASON NOTES

MOST DIV. I 3s

» Auburn's 21 made 3-pointers vs. Coastal Carolina on Dec. 15 are the most 3s made by any Div. I team vs. a Div. I opponent this season.

117 POINTS

» Auburn's 117-72 win over Coastal Carolina on Dec. 15 are tied for the sixth most points scored in Div. I this year vs. a Div. I opponent. Iowa State has the most scored in a 130-63 victory over The Citadel.

CANCUN CHALLENGE ALL-TOURNEY TEAM

» Auburn freshmen Danjel Purifoy and Mustapha Heron were each named to the Cancun Challenge all-tournament team. Purifoy averaged 16.5 ppg and 4.5 rpg while making 6-of-14 (.429) from 3-point range. Heron averaged 15.0 ppg and 5.5 rpg while shooting 10-of-21 (.476) from the field and 4-of-9 (.444) from 3-point range.

STARTING 3 FROSH IN SEASON OPENER

» Auburn started three freshmen -- Danjel Purifoy, Mustapha Heron and Jared Harper -- vs. North Florida in a season opener for the first time since 12 seasons ago in 2005-06 when Josh Dollard, Quantez Robertson and Joey Cameron started in the 69-54 win over Lipscomb on Nov. 20, 2005.

BOMBS AWAY

» Auburn ranks second in the SEC averaging 9.1 made 3-pointers per game this season.

The Tigers tied an SEC record with 21 made 3-pointers vs. Coastal Carolina on Dec. 15 ... with only 42 attempts. Kentucky (1990) and Arkansas (1997) also made 21 treys in a game.

The Tigers made 13 3-pointers, including 10 in the first half alone, the third most in a half in school history, vs. North Florida. Auburn finished 13-of-32 (.406) from behind the arc.

The Tigers are shooting 34.6 percent from behind the arc.

Auburn led the SEC last season with 8.8 made 3s per game.

STRENGTH OF SCHEDULE UNDER PEARL

» In the last three years under Bruce Pearl, Auburn's non-conference strength of schedule average is 87. The Tigers are ranked 179th this year and was ranked 29th in 2015-16 and 54th in 2014-15 compared to 262 and 303 in the two seasons prior to Bruce Pearl.

Auburn's Strength of Schedule

- 2012-13: 303
- 2013-14: 262

2014-15: 54 (Bruce Pearl)

2015-16: 29 (Bruce Pearl)

2016-17: 179 (Bruce Pearl)

Bruce Pearl SOS avg. at Auburn: 87

Auburn 2-yr SOS avg. pre-Pearl: 283

AUBURN RPI IMPROVEMENT UNDER PEARL

» Here are Auburn's RPI rankings according to NCAA.com in the last seven seasons below.

- Auburn's 202 RPI average for the four seasons prior to Bruce Pearl was the second worst among teams in the Power 5 conferences, behind only TCU.

Auburn's Final RPI

- 2010-11: 253
- 2011-12: 145
- 2012-13: 250
- 2013-14: 160
- 2014-15: 132 (Bruce Pearl)
- 2015-16: 179 (Bruce Pearl)
- 2016-17: 84 (Bruce Pearl)

Bruce Pearl RPI avg. at Auburn: 132

Auburn 4-yr RPI avg. pre-Pearl: 202

RECRUITING TRENDS

» Auburn and coach Bruce Pearl's 2017 recruiting class was ranked as high as No. 2 in the nation before 17-year-old Austin Wiley enrolled in Auburn in December. His other recruiting classes were ranked No. 25 in 2016, No. 15 in 2015 and No. 32 in 2014.

Newcomers along with 5-star and 13th-ranked Austin Wiley this season include Auburn's highly-touted recruiting class of Mustapha Heron, the first 5-star in school history, 4-star Jared Harper, 4-star Anfernee McLemore, University of Houston graduate transfer Ronnie Johnson, Bethune-Cookman graduate transfer LaRon Smith along with redshirt freshman Danjel Purifoy. Johnson, Smith and Purifoy are not counted in the recruiting ranking.

PPG/RPG RETURNING

» Auburn returns 41.2 percent of its scoring and 31.1 percent of its rebounding from last season, which ranks 10th and 12th in the SEC, respectively.

AT LEAST 7 NEWCOMERS EACH YEAR

» In Bruce Pearl's three seasons at Auburn, he has had at least seven newcomers each season.

In his first season in 2014-15, he had seven newcomers while inheriting just six scholarship players.

Auburn had nine newcomers in 2015-16 and 10 this season.

BP 2nd in SEC

» Bruce Pearl is ranked second in the SEC in career winning percentage (.726), winning percentage as a SEC head coach (.635), average wins per year as a SEC head coach (21.4) and SEC games only winning percentage (.561).

ACADEMICS UNDER BP

» Under Pearl, Auburn is a perfect 12-of-12 of seniors graduating players in Malcolm Canada,

AUBURN SINGLE-SEASON CHARTS

3-POINT FIELD GOALS MADE

1.	287	1995-96
2.	278	2008-09
3.	272	2015-16
4.	271	2009-10
5.	259	2004-05
6.	252	2014-15
7.	235	2006-07
8.	234	1998-99
9.	229	2007-08
10.	227	1999-2000

3-POINT FIELD GOALS ATTEMPTED

1.	832	2008-09
2.	819	2009-10
3.	806	1995-96
4.	799	2015-16
5.	755	2004-05
6.	727	2014-15
7.	703	1996-97
8.	701	2006-07
9.	695	1999-2000
10.	674	2007-08

3-POINT FIELD GOAL PCT.

1.	.452	1991-92
2.	.390	1992-93
3.	.380	1993-94
4.	.377	1990-91
	.377	1986-87
6.	.366	1994-95
7.	.363	1989-90
8.	.356	1987-88
	.356	2005-06
10.	.348	1998-99

BLOCKS

1.	178	2002-03
2.	155	2000-01
3.	152	2001-02
	152	1997-98
5.	149	2011-12
6.	134	2013-14
	134	2003-04
8.	126	2015-16
9.	124	2012-13
10.	123	2008-09

SINGLE-SEASON 3FGs MADE

1.	Lance Weems (1995-96)	108
2.	Tay Waller (2008-09)	100
3.	KT Harrell (2014-15)	98
4.	Wesley Person (1993-94)	93
5.	Tay Waller (2009-10)	87
6.	Keenan Carpenter (1988-89)	84
7.	Bryce Brown (2015-16)	78
8.	Lance Weems (1994-95)	78
9.	Adam Harrington (2000-01)	72
10.	Ronnie Battle (1991-92)	71

SINGLE-SEASON BLOCKS

1.	Kyle Davis (2002-03)	126
2.	Kyle Davis (2000-01)	84
3.	Kyle Davis (2001-02)	78
4.	Mamadou N'diaye (1998-99)	77
5.	Mamadou N'diaye (1997-98)	73
6.	Kyle Davis (2003-04)	72
7.	Mamadou N'diaye (1999-2000)	66
8.	Horace Spencer (2015-16)	65
9.	Asaiah Dixon-Tatum (2013-14)	64
10.	Korvotney Barber (2006-07)	55
11.	Charles Barkley (1981-82)	51

Note: Figures not available prior to 1978-79 season.

Chris Denson, Asaunh Dixon-Tatum, KT Harrell, Allen Payne, Cinmeon Bowers, Jordon Granger, Josh Dollard, Dylan Spencer, C.J. Holmes, Jonathan Walker and Tahj Shamsid-Deen.

SEASON TICKETS SOLD OUT 3 STRAIGHT YEARS

» Auburn has sold out of season tickets for the third straight time in 2016-17, all under Pearl, to continue the school record streak. Prior to Pearl, the only other time the Tigers sold out of season tickets came in the 1999-2000 season.

BRUCE PEARL: 5 OF TOP 8 SCORING OUTPUTS IN SEC IN LAST 11 YEARS

» Coach Bruce Pearl has five of the top eight and six out of the top 11 scoring performances in the SEC over the last 11 years with 124 points, 121, 119, 117, 114 and 111.

Here is a listing of the top 10:

130 Arkansas v. Alcorn State (11.13.09) Pelphrey
124 Tennessee v. UNC Asheville (11.17.09) Pearl
121 Tennessee v. Long Beach St. (3.16.07) Pearl
119 Auburn v. Northwestern St. (11.27.15) Pearl
 119 LSU v. North Florida (12.2.15) Jones
117 Auburn vs. Coastal Carolina (12.15.16) Pearl
 117 Arkansas v. Northwestern St. (12.1.15) Anderson
114 Tennessee v. Chattanooga (11.15.08) Pearl
 112 Florida v. Jackson State (3.16.07) Donovan
 112 Arkansas v. Longwood (11.18.12) Anderson
111 Tennessee v. Texas (12.23.06) Pearl
 111 Ole Miss v. Miss. Valley St. (11.22.13) Kennedy
 111 Arkansas v. SE Louisiana (12.3.13) Anderson

AUTLIVE

» The AUTLIVE game for Auburn basketball's fight against cancer will be vs. Alabama on Jan. 21 and go to AUTLIVE.com to support the cause and buy a t-shirt for \$20 and the proceeds benefit local cancer treatment/awareness.

The Tigers defeated Tennessee 83-77 in last season's AUTLIVE game.

AUTLIVE benefits cancer patients and local hospitals in the fight to beat cancer. AUTLIVE raises the awareness of cancer prevention and detection while t-shirt sales and donations raise money to benefit cancer patients. One of the many goals is for each person in attendance at the game to buy a white AUTLIVE t-shirt benefitting the cause and wear at the game.

The money raised directly benefits cancer patients at these hospitals: Coosa Valley, East Alabama Medical Center, Russell Medical Center, Children's of Alabama, Montgomery Cancer Center, Camp Smile a Mile in Birmingham and the L5 Foundation in Knoxville, Tenn.

Pearl initiated the AUTLIVE program in 2009 at Tennessee in recognition of former Vol Chris Lofton, who beat testicular cancer through early diagnosis and treatment and went on to play the entire 2007-08 season while recovering from his battle with the disease.

The AUTLIVE program at Tennessee raised over \$1 million.

IMPRESSIVE

» Bruce Pearl's 498-188 (.726) overall record is the second-best winning percentage out of the

14 current SEC head coaches.

IMPRESSIVE II

» Bruce Pearl's 181-104 (.635) record as a head coach in the SEC is the second-best winning percentage out of the current SEC head coaches.

AUBURN'S LAST WIN OVER ...

- a top-25 team: Jan. 16, 2016 (#14/13 Kentucky)
- a top-15 team: Jan. 16, 2016 (#14/13 Kentucky)
- a top-10 team: Mar. 23, 2003 (vs.#8 Wake Forest)
- a top-5 team: Jan. 14, 1995 (#4 Arkansas)
- the #1 team: Jan. 9, 1988 (at #1 Kentucky)

BRUCE PEARL vs. RANKED TEAMS

» Bruce Pearl is 25-31 against ranked opponents since becoming a Division I head coach.

During that time he is:

- 25-31 vs. Top 25 teams
- 13-18 vs. Top 15 teams
- 9-13 vs. Top 10 teams
- 7-9 vs. Top 5 teams
- 2-5 vs. #1 teams

When Pearl's team was unranked facing a ranked team, he is 12-19.

BRUCE PEARL'S LAST WIN OVER ...

- a top-25 team: Jan. 16, 2016 (#14/13 Kentucky)
- a top-15 team: Jan. 16, 2016 (#14/13 Kentucky)
- a top-10 team: Dec. 11, 2010 (#3 Pittsburgh)
- a top-5 team: Dec. 11, 2010 (#3 Pittsburgh)
- the #1 team: Jan. 10, 2010 (#1 Kansas)

AUBURN ARENA SELLOUTS

» In the six-year history of Auburn Arena, the Tigers have sold out 13 games.

Under Bruce Pearl, Auburn had eight sellouts in the two-plus years compared to only five in the 72 games prior to Pearl's arrival in 2014-15.

Here is a listing of those sellouts:

Date	Opponent	Att.	Score
11-12-10	UNC Asheville	9,121	L, 70-69 (ot)
1-22-11	Alabama	9,121	L, 68-58
2-12-11	Mississippi State	9,121	W, 65-62
1-11-12	Kentucky (#2)	9,121	L, 68-53
1-19-13	Kentucky	9,121	L, 75-53
1-16-15	South Carolina	9,121	W, 71-68
2-7-15	Ole Miss	9,121	L, 86-79
2-17-15	Alabama	9,121	L, 79-68
3-7-15	Georgia	9,121	L, 64-61
11-13-15	UAB	9,121	W, 75-74
1-16-16	Kentucky (#14/13)	9,121	W, 75-70
1-19-16	Alabama	9,121	W, 83-77
12-29-16	Georgia	9,121	L, 96-84

2016-17 SEC PRESEASON MEDIA POLL

1. Kentucky
2. Florida
3. Texas A&M
4. Georgia
5. Arkansas
6. Vanderbilt
7. Alabama
8. South Carolina
9. Ole Miss
10. Mississippi State
11. Auburn

12. LSU
13. Tennessee
14. Missouri

AUBURN'S ALL-TIME RECORD

» In its 111th season and through 2,481 games of Auburn Basketball, the Tigers are 1303-1177-1 (.525).

OVERTIME RECORD

» Auburn has a 49-52 (.485) record in overtime games in its history. The Tigers are 1-0 in overtime this season, winning 70-67 at UConn on Dec. 23.

WHAT'S NEXT

» Auburn plays host to Ole Miss (9-4, 0-1) on Saturday at 5 pm CT on the SEC Network. The Rebels lost to Kentucky 99-76 as the Wildcats had a 58-38 advantage in paint points and 21-8 edge in points off turnovers. Deandre Burnett averages a team-high 19.2 points and 3.0 assists while shooting 91.4 percent from the foul line, averaging eight attempts a game. Sebastian Saiz averages a double-double with 15.8 points and 12.2 rebounds while Terence 12.3 points and 5.3 rebounds and New Mexico graduate transfer Cullen Neal 11.3 points and 3.5 assists while shooting 42.4 percent from 3-point range. Rasheed Brooks chips in 9.2 points and 3.5 rebounds. The Rebels own wins over Memphis, Murray State, UMass and Saint Joseph's while losing to Creighton, Middle Tennessee and at Virginia Tech. Ole Miss leads the SEC in rebound margin (+6.3), is second in blocks (6.5) and fourth in 3-point field goals made (8.3).

2016 SIGNEES

» **Austin Wiley, 6-11, 255, C Hoover, Ala. (Calusa Prep)**

Consensus five-star Austin Wiley, who is ranked 13th nationally by Scout, 16th by Rivals and 17th by 247Sports, played on Team USA's gold medal winner at the U17 world championships in Spain this summer. He averaged 22 points and 12 rebounds as a junior last season for Spain Park, which reached the state Class 7A finals. He is the son of former Auburn players, All-American Vickie Orr, and Aubrey Wiley, who led the SEC in rebounding in 1993-94.

"This class is historic," said Bruce Pearl. "It started with Austin Wiley - about a year and a half ago - committing to us prior to his junior year. You might say that was a no brainer. His mom, Vickie, was an All-American. His dad, Aubrey, led the SEC in rebounding his senior year. Both of them are part of the Auburn Family, but Austin could've gone anywhere in the country. He had offers from everywhere, but he wanted to be an Auburn Man.

"More importantly, he wanted to start to lead even before he got here. He knew that his verbal commitment might attract others. All he's done between then and now is work so hard to build his body to represent our country in international basketball and wear that USA jersey. Now, he's going to come here and add to the history and legacy of his family."

It marks the second consecutive season a five-star has signed with Auburn as freshman

Mustapha Heron was the first in Auburn history.

» **Davion Mitchell, 6-1, 185, G
Hinesville, Ga. (Liberty County)
pronunciation: Day - ve - on**

Davion Mitchell, who is ranked 33rd nationally by 247Sports, 41st by Scout and 55th by Rivals, led Liberty County to its first Georgia Class 4A state championship last season, defeating defending state champion Jonesboro, 58-52. He averaged 24.2 points, 7.1 assists, 3.6 rebounds and 2.9 steals per game as a junior, earning Savannah Morning News Boys Basketball Player of the Year honors. Mitchell shot 41 percent (103-of-250) from 3-point range.

Mitchell scored 23 points, 21 of them coming on seven 3-pointers, against Newton in the Holiday Hoopsgiving Tournament in Atlanta Nov. 25, 2016.

"Davion Mitchell is one of the most physical defenders anywhere in high school basketball," said Pearl. "There is not a better on-the-ball defender than Davion Mitchell. If I put you on him, you're not going to score that night, but he can also score. He can also make plays. He's a winner. He brought a state championship to his hometown. He's a terrific young man. We're going to have great point guard play because of Jared Harper and Davion Mitchell running that position."

» **Chuma Okeke, 6-8, 225, F
Atlanta, Ga. (Westlake)
pronunciation: Choo - muh Oh - key - key**

Chuma Okeke, who is ranked 41st nationally by Scout, 55th by Rivals and 56th by 247Sports, leading Westlake to the Georgia Class 6A state championship for the first time since 2002 with a 68-58 overtime win over Pebblebrook. Westlake trailed by 10 points at the half. He averaged 22.7 points and 7.5 rebounds as a sophomore in 2014-15.

"Chuma had offers from Kansas and everybody in the SEC," said Pearl. "Chuma Okeke is a rare talent. He wins without necessarily always having to have the basketball in his hands. He loves the game. He loves to train. He loves to play. He's a nightmare matchup for people because he can shoot the ball from the perimeter. He can put it on the floor. He can score for himself. He reminds you of Danjel Purifoy, but he has little bit more size. He's creative like Danjel as well. He has a great future in professional basketball. We got to know his family so well."

Pearl is very excited about the future of Auburn Basketball.

"You want success for these young men because of getting to know all three of these phenomenal families," said Pearl. "I'm just grateful to those guys that they saw what we saw. They believed in what we believed. Together, we have a chance to make history at Auburn. We can make Auburn basketball relevant once again. We can make our lettermen and our former players proud to be able to see what we're doing right now. This is a very exciting day for Auburn basketball."

What They are Saying:

"I am 100 percent on the BP (Bruce Pearl) bandwagon, and I am going to do anything I can to help this program be successful again. For the first time in a long time, I am excited. It has been a long time since I have been excited, but the thing I have been excited the most about is the guy leading the program."

-- Charles Barkley, Auburn All-American, NBA Hall of Famer, NBA on TNT

"I think of all the coaches who I have covered in college basketball, everybody has their thing that makes them special. All of the successful ones are great on the floor in some shape or form, but then they have one quality that separates them. No one is better at energizing a program, no one is better at igniting a fan base than Bruce, and the Tennessee example is a perfect one. It was a half empty building that they may be even papering to get to half, and then Bruce comes there, and you can't get a ticket. He just has that energy, that charisma, he's a fabulous basketball coach, but that charisma is what makes his programs extraordinary."

-- Mike DeCoursey, The Sporting News

"I have no doubt that Bruce will continue to make Auburn relevant, not just in the SEC but nationally. It is not just about is extroverted and demonstrative personality but because of his ability to recruit high level players to Auburn, it's only going to be a matter of time before Auburn is competitive on a regular basis in the SEC."

-- Andy Katz, ESPN

"Bruce Pearl is one of the best coaches in the country, and I think he is doing a terrific job building up the Auburn program, and I think that trajectory is going to continue in that direction. I think he is doing a great job."

-- Jay Bilas, ESPN

"I think what Bruce Pearl has done at Auburn is amazing, the amount of excitement he has brought and the expectations have been raised. I saw them go on that run in the SEC Tournament and to do that with a team like that is such an incredibly, encouraging starting point for a program like that. I think the SEC is going to be on the rise on the whole, but Auburn hiring Bruce Pearl kick-started that across the board for the conference."

-- Nicole Auerbach, USA Today

"Bruce Pearl is so smart ... there is a culture change happening with Auburn Basketball."

-- Laura Rutledge, SEC Network

"The energy in Auburn Arena is worth 10 points a night."

-- Tom Hart, SEC Network

"This (Auburn Arena) is a loud building. The energy and electricity in this building is second to none in the league right now."

-- Tom Hart, SEC Network during Auburn's 83-77 win over Alabama Jan. 19, 2016

"I think he is a great motivator, great recruiter and great winner. I am really looking forward to seeing what he will do at Auburn. I am a big fan of his from his days back in Milwaukee to all that he has done in his career. This will be a great step for him. I am looking forward to seeing the success at Auburn in the coming years under Bruce."

-- Brian Anderson, FOX



PEARL GEMS

- 6 National Coach of the Year Awards
- 2006 Basketball Times, CBSsportsline, Sporting News National Coach of the Year
 - 2008 SEC Co-Coach of the Year
 - 2008 Rupp Cup Co-winner
- 2006 & 2008 AP SEC Coach of the Year

• Has advanced to postseason play in 18 of 21 years as a head coach

• Set single-season wins records at three different schools (29 at Southern Indiana in 1995; 26 at Wisconsin-Milwaukee in 2005; 31 at Tennessee in 2008)

• Bruce Pearl's teams have led their conference in scoring 16 of the 21 years that he has been a head coach. His squads were the SEC's scoring champion in four of his six seasons at Tennessee, averaging 77.4 ppg while allowing 70.5 ppg.

• One of just seven active head coaches who has led his teams to at least 10 NCAA Sweet 16 appearances (10 total)

• Auburn and Bruce Pearl have ranked as high as the No. 2 ranked recruiting class in 2017 before Austin Wiley enrolled in December, No. 25 in 2016, No. 15 in 2015 and No. 32 in 2014

• Bruce Pearl is ranked second in the SEC among current head coaches in career winning percentage (.726), winning percentage as a SEC head coach (.635), average wins per year as a SEC head coach (21.4) and SEC games only winning pct. (.561)

• Bruce Pearl's 498-188 (.726) overall record is the second-best winning percentage out of the 14 current SEC head coaches

• Bruce Pearl's 181-104 (.635) record as a SEC head coach is the second-best winning percentage out of the current SEC head coaches

• Under Bruce Pearl, Auburn is a perfect 12-of-12 graduating players in Malcolm Canada, Chris Denson, Asaiah Dixon-Tatum, KT Harrell, Allen Payne, Cinmeon Bowers, Jordon Granger, Josh Dollard, Dylan Spencer, C.J. Holmes, Jonathan Walker and Tahj Shamsid-Deen.

• Auburn has had seven SEC First-Year Academic Honor Roll members the last two seasons in Cinmeon Bowers, Patrick Keim, Antoine Mason, K.C. Ross-Miller, Cole Stockton, Cole Blackstock and Trey Tate.

• Auburn had a perfect 1000 APR in Bruce Pearl's first season in 2014-15

• Auburn reached its first tournament final since winning the 2002 San Juan Shootout in this season's Cancun Challenge.

• In 2015-16, for the first time in 48 years since 1967-68, Auburn defeated Kentucky, Alabama, Tennessee, Georgia and Arkansas in the same season.

• Auburn defeated Kentucky and Alabama in back-to-back games for the first time since

1967 in 2016 and for only the third time in its 110 seasons of basketball

• Auburn snapped an 18-game losing streak to Kentucky in a 75-70 win over the No. 13 Wildcats on Jan. 16, 2016

• Auburn snapped its 15-game losing streak to ranked teams against No. 13 Kentucky on Jan. 16, 2016

• Auburn ended an 8-game losing streak to Tennessee in 83-77 win on Jan. 2, 2016

• Auburn snapped an 8-game losing streak to Arkansas and a 5-game losing streak in Fayetteville in a 90-86 win on Feb. 17, 2016. Auburn entered the game 2-19 in Bud Walton Arena and now Bruce Pearl is 1-0 with the Tigers there.

• Auburn has sold out of season tickets for the third straight time in 2016-17, all under Pearl, to continue the school record streak. Prior to Pearl, the only other time the Tigers sold out of season tickets came in the 1999-2000 season.

• Auburn averaged 8,216 in its 15 home games in 2015-16, which is 90 percent capacity at Auburn Arena. Auburn ranked second in the SEC in percent capacity behind Kentucky for the second straight season.

• Auburn sold out of season tickets in 2014-15 for the first time since 1999-2000 and was ranked second nationally in Div. I average home attendance increase. Auburn's increase of 2,002 was its largest in 15 years. The top four ranked teams in NCAA Div. I average home attendance increase for 2014-15 include North Carolina State at 2795, Auburn 2002, Virginia 1972 and Utah 1790. The other three teams were NCAA Tournament participants.

• Auburn averaged 7,825 in 17 home games in 2014-15 at Auburn Arena, the most since the 2001-02 season. Auburn ranked third in the SEC in attendance capacity at 87.5 percent in 2014-15.

• In the last three years, Auburn's non-conference strength of schedule has an average rank of 61, ranked 101st this year and was ranked 29 in 2015-16 and 54 in 2014-15 compared to 262 and 303 in the two seasons prior to Pearl.

• Auburn tied an SEC record with 21 made 3-pointers in a 117-72 win over Coastal Carolina on Dec. 15, 2016. The 117 points tied for the fifth-most in school history. The 21 made treys tied Kentucky (1990) and Arkansas (1997).

• Auburn's 119 points scored vs. Northwestern State on Nov. 27, 2015, were the fourth most in school history, and Auburn's 72 points in the second half were the third most in school his-

Hometown..... Boston, Mass.
High School..... Sharon
Alma Mater..... Boston College '82

17 NCAA Tournament Appearances

(26-16)

10 Sweet Sixteens

1 Elite Eight

7 Regular-season conference championships

(4 GLVC, 2 Horizon, 1 SEC)

Fastest Active Coaches To 400 Wins

Coach, Current School	Games	Season	Record
Roy Williams, North Carolina	496	15th	400-96
Bruce Pearl, Auburn	509	17th	400-109

SEC's 2nd overall winning % as NCAA head coach

John Calipari	.781	673-189
Bruce Pearl	.726	498-188
Bryce Drew	.704	131-55
Michael White	.695	132-58
Kim Anderson	.671	298-146
Mike Anderson	.656	313-164
Ben Howland	.652	424-226
Rick Barnes	.650	627-338
Mark Fox	.632	258-150
Andy Kennedy	.629	242-143
Frank Martin	.621	197-120

SEC's 2nd overall winning % as a SEC head coach

John Calipari	.823	228-49
Bruce Pearl	.635	181-104
Mike Anderson	.631	113-66
Michael White	.633	31-18
Andy Kennedy	.630	221-130
Billy Kennedy	.624	93-56
Johnny Jones	.615	88-55
Mark Fox	.558	135-107
Avery Johnson	.556	25-20
Frank Martin	.548	80-66
Bryce Drew	.538	7-6
Ben Howland	.535	23-20
Rick Barnes	.489	23-24



tory. Auburn's 17 made 3-pointers were one shy of the school record.

- In 21 full years as a head coach, Bruce Pearl's teams have finished either first or second in conference play 15 times. In six years at Tennessee, he won the SEC East outright or tied for it three times and finished second once. In four years at Milwaukee, he was in the top two all four years (two first-place finishes). In nine years at Southern Indiana, he finished first four times and second three times.

- Led Tennessee to an average of 25.2 wins per season, an average year-end RPI of 8 and 6 straight NCAA Tournament appearances

- Reached the NCAA Tournament Elite 8 in 2010 and played in four Sweet 16s in 2005, 2007, 2008 and 2010

- Reached the NCAA Tournament Sweet 16 or better in four of last nine years as a head coach

- In the 2015 SEC Tournament, Auburn won three games in three days for the first time in 30 years and reached the semifinals for the first time since 2009. The Tigers defeated Mississippi State and two postseason teams Texas A&M (NIT) and LSU (NCAA) before falling to undefeated Kentucky.

- Auburn defeated five NCAA Tournament teams last season: LSU (twice), Xavier, Georgia and Texas Southern

- It took Auburn just three games under Bruce Pearl to score 100 points in a 105-point output against Louisiana, a feat that hadn't been accomplished since 2003 vs. Grambling State, a span of 340 games.

- Pearl led Tennessee to its first-ever No. 1 national ranking after the Vols upset top-ranked Memphis at the FedExForum in February 2008

- On Nov. 17, 2009, Pearl was able to record victory number 100 at Tennessee, the second-fastest UT coach to reach the century mark, as his team defeated UNC-Asheville 124-49. The 124-point total was the most ever scored by Tennessee in a regular season game. Tennessee's 34 assists also set a school record and its 16 3-pointers tied another.

- On Jan. 10, 2010, Tennessee defeated the #1 ranked Kansas in Knoxville, 74-68. This was the first time that Tennessee defeated a #1 ranked team at Thompson-Boling Arena.

- On March 26, 2010, Tennessee advanced to its first Elite 8 in school history with a 76-73 defeat of Ohio State. On March 28, the Volunteers narrowly missed a trip to the Final Four, losing 70-69 to Michigan State in the Midwest Regional Final in St. Louis.

- Tennessee's 65 regular season SEC wins from 2006-07 to 2010-11 were the most in the SEC over that period.

- Tennessee under Coach Pearl won the 2008 SEC Championship with a 14-2 record and finished with the second-best record in the SEC in his first two years at Tennessee. It was Tennessee's first outright SEC Championship in 41

years.

- At the Division I level, Pearl's teams have topped the 100-point mark 16 times, including a high of 124 in 2009 as well as 121 in the 2007 NCAA Tournament. In his second year as a coach at Southern Indiana the team averaged 101.7 ppg.

- Has coached a league's leading scorer 3 times: KT Harrell, Auburn, 18.5 ppg - 2015
Dylan Page, UWM, 20.9 ppg - 2004
Chris Lofton, UT, 20.8 ppg - 2007

- Tennessee won 37 straight home games under Coach Pearl, eclipsing the previous record of 33 from 1966-68.

- Tennessee was ranked in the top five nationally in attendance in each of Coach Pearl's six seasons in Knoxville.

- In 2005-06, Tennessee had the largest increase in attendance in the nation (5,504 per game) to rank fifth nationally with an average of 17,954

- Bruce Pearl has raised \$1 million in only four golf tournaments at Auburn.

Pearl and his wife, Brandy, have remarkably raised \$770,000 in the last three years benefiting Children's Harbor in Birmingham through the Bruce Pearl Fore the Children Golf Classic. The mission of Children's Harbor is to help children with serious illness and their families.

Over \$200,000 was raised in the Bruce, Barkley & Basketball Golf Classic Oct. 23-24, 2016, benefitting the Auburn Basketball program.

- Pearl started **AUTLIVE** at Auburn in 2015-16 to benefit cancer patients in the fight to beat cancer. **AUTLIVE** raises the awareness of cancer prevention and detection while t-shirt sales and donations raise money to benefit cancer patients.

He initiated the **OUTLIVE** program in 2009 at Tennessee in recognition of former Vol Chris Lofton, who beat testicular cancer through early diagnosis and treatment and went on to play the entire 2007-08 season while recovering from his battle with the disease.

- Pearl donated \$250,000 to the Auburn University comprehensive campaign in September 2016, helping push it over the ambitious \$1 billion goal ahead of schedule.

- The Bruce Pearl Family Foundation in conjunction with L5 Foundation, an organization dedicated to addressing the essential and basic needs of cancer patients, donated \$20,000 to five charities in a ceremony in Knoxville in August 2015. Pearl accepted a \$10,000 donation to an endowed scholarship in his name to Camp Koinonia, an outdoor education program for children with disabilities.

- The Pearl family announced on Feb. 27, 2007, a \$100,000 donation to endow a scholarship in the name of former Tennessee player Dane Bradshaw. The Dane Bradshaw Athletic Scholarship Endowment is awarded to the male or female student-athlete at UT who best epitomizes the characteristics of the 2006-07 senior captain.

- Every Tennessee player who played under

Bruce Pearl has a record of .549 against SEC opponents (84-69)

School	Rec.	School	Rec.
S. Carolina	13-3	Florida	8-7
Georgia	12-6	Alabama	6-6
Auburn	5-2	Ole Miss	5-5
Vanderbilt	8-7	Kentucky	5-11
Miss. State	6-4	Missouri	1-3
Arkansas	6-4	Texas A&M	1-3
LSU	7-5	Tennessee	1-3

Coach Pearl for four years graduated

- Tennessee had 31 SEC Academic Honor Roll selections in Coach Pearl's six seasons. Nine members of the basketball team (more than half the squad) earned SEC Academic Honor Roll recognition in 2006-07.

- Pearl took over as head coach of UW-Milwaukee in 2001. In just four seasons, he compiled 86 wins (including a school-record 26 in 2005, and a new Horizon League record for winning percentage) and led Milwaukee to its first NCAA Tournament appearances in 2003 and 2005. Pearl led them to the Horizon League tournament title in both of those years. He also led the school to its first ever NIT bid, as well as its first-ever NCAA D-I postseason victory, in 2004. Milwaukee's 2005 NCAA Tournament run capped the best season in school history, as the Panthers won both the regular season and conference tournament titles, defeating the Detroit Titans in the championship game. Using an intense full-court press, the Panthers scored two upsets in three days over Alabama and Boston College en route to the Sweet Sixteen. The Panthers finished their season 26-6 and were ranked in the coaches' poll at the end of the season for the first time ever (# 23). Pearl left UWM after the 2005 season, his fourth, as the Horizon League's leader in all-time winning percentage (51-13, 79.7%).

- In 1992, Pearl got his first head-coaching job, at the University of Southern Indiana. He inherited a Screaming Eagles team that had won just 10 games in the previous season. Pearl posted a 22-7 record in his first season, and led the Eagles to nine straight NCAA D-II tournaments in addition to winning four Great Lakes Valley Conference titles.

- In 1994, USI finished with a 28-4 record en route to a loss in the D-II championship game; in 1995, the Eagles won 29 games and claimed the D-II championship. A team from the GLVC played for the National Championship every year after his first season at USI. Pearl was named the NABC Division II coach of the year after his national championship. He left USI with a 231-46 record over nine years.

- Coach Pearl was the 2009 recipient of the prestigious Knoxville Award, which recognizes individual contribution to the community through encouragement of volunteerism, philanthropy and community involvement.

- Coach Pearl was actively involved in Camp Koinonia, an outdoor education program for children ages 7-22 who have multiple disabilities. Pearl created the Bruce Pearl "Fore the Kids" Golf Tournament to benefit the camp.

- Named the 2008 "Knoxvillian of the Year" by the Knoxville Metro Pulse

Bruce Pearl's All-time Record

Head Coaching Record

Year	School	Record	Pct.	Conf. (Finish)	Postseason/Notes
1992-93	Southern Indiana	22-7	.759	14-4 (2nd)	NCAA D-II Regional 3rd Place
1993-94	Southern Indiana	28-4	.875	16-2 (Champions)	NCAA D-II Runner-up
1994-95	Southern Indiana	29-4	.879	15-3 (3rd)	NCAA D-II Champions
1995-96	Southern Indiana	25-4	.862	18-2 (Champions)	NCAA D-II Sweet Sixteen
1996-97	Southern Indiana	23-5	.821	16-4 (t-1st)	NCAA D-II First Round
1997-98	Southern Indiana	27-6	.818	16-4 (3rd)	NCAA D-II Sweet Sixteen
1998-99	Southern Indiana	26-6	.813	18-4 (2nd)	NCAA D-II Sweet Sixteen
1999-2000	Southern Indiana	25-6	.806	17-3 (2nd)	NCAA D-II Sweet Sixteen
2000-01	Southern Indiana	26-4	.867	18-2 (Champions)	NCAA D-II First Round
2001-02	Wisconsin-Milwaukee	16-13	.552	11-5 (3rd)	
2002-03	Wisconsin-Milwaukee	24-8	.750	13-3 (2nd)	NCAA First Round
2003-04	Wisconsin-Milwaukee	20-11	.645	13-3 (Champions)	NIT First Round
2004-05	Wisconsin-Milwaukee	26-6	.813	14-2 (Champions)	NCAA Sweet Sixteen
2005-06	Tennessee	22-8	.733	12-4 (1st, Eastern)	NCAA Second Round
2006-07	Tennessee	24-11	.686	10-6 (2nd, Eastern)	NCAA Sweet Sixteen
2007-08	Tennessee	31-5	.862	14-2 (Champions)	NCAA Sweet Sixteen
2008-09	Tennessee	21-13	.618	10-6 (t-1st, Eastern)	NCAA First Round
2009-10	Tennessee	28-9	.757	11-5 (3rd, Eastern)	NCAA Elite Eight
2010-11	Tennessee	19-15	.559	8-8 (5th, Eastern)	NCAA Second Round
2014-15	Auburn	15-20	.429	4-14 (13th)	
2015-16	Auburn	11-20	.355	5-13 (13th)	
2016-17	Auburn	10-3	.769	0-1	
Total		498-188	.726	273-100 (.732)	

Head Coaching Totals (22 years): 498-187 (.727)

Southern Indiana (9 years): 231-46 (.834)

Wisconsin-Milwaukee (4 years): 86-38 (.694)

Tennessee (6 years): 145-61 (.704)

Auburn (3 years): 36-43 (.456)



2016-17 Auburn Basketball
Auburn Combined Team Statistics (as of Dec 29, 2016)
All games



Overall record: 10-3 Conf: 0-1 Home: 6-1 Away: 2-0 Neutral: 2-2

#	Player	gp-gs	min	avg	Total		3-Point		F-Throw		Rebounds				pf	dq	a	to	blk	stl	pts	avg
					fg-fga	fg%	3fg-fga	3fg%	ft-fa	ft%	off	def	tot	avg								
05	Heron, Mustapha	13-13	349	26.8	63-138	.457	19-46	.413	65-86	.756	23	61	84	6.5	33	0	16	41	4	10	210	16.2
03	Purifoy, Danjel	13-13	396	30.5	53-126	.421	30-77	.390	53-61	.869	13	67	80	6.2	32	0	30	25	1	17	189	14.5
01	Harper, Jared	13-12	343	26.4	47-113	.416	24-68	.353	45-67	.672	4	28	32	2.5	26	0	43	17	1	23	163	12.5
50	Wiley, Austin	4-3	72	18.0	11-19	.579	0-0	.000	11-21	.524	9	4	13	3.3	9	0	3	5	5	1	33	8.3
04	Dunans, T.J.	12-0	290	24.2	39-101	.386	7-31	.226	11-19	.579	1	42	43	3.6	20	0	34	27	11	9	96	8.0
02	Brown, Bryce	9-8	174	19.3	18-65	.277	11-45	.244	8-13	.615	4	9	13	1.4	13	0	6	8	4	10	55	6.1
00	Spencer, Horace	10-8	174	17.4	22-41	.537	0-0	.000	9-20	.450	13	28	41	4.1	34	2	6	8	16	11	53	5.3
35	Johnson, Ronnie	13-1	191	14.7	26-68	.382	6-22	.273	10-14	.714	4	15	19	1.5	12	0	22	10	0	9	68	5.2
23	Lang, TJ	13-5	243	18.7	19-45	.422	16-41	.390	12-19	.632	9	20	29	2.2	25	0	9	10	0	7	66	5.1
12	Smith, LaRon	13-2	193	14.8	20-38	.526	0-0	.000	12-17	.706	23	15	38	2.9	36	1	4	11	19	6	52	4.0
24	McLemore, Anfernee	13-0	139	10.7	19-29	.655	1-1	1.000	5-10	.500	16	24	40	3.1	22	0	1	7	9	3	44	3.4
22	Macoy, Will	3-0	7	2.3	3-6	.500	2-5	.400	0-0	.000	0	1	1	0.3	0	0	0	0	0	1	8	2.7
31	Waddell, Devin	5-0	37	7.4	2-4	.500	2-3	.667	1-2	.500	0	4	4	0.8	2	0	1	1	0	0	7	1.4
21	Keim, Patrick	2-0	6	3.0	0-1	.000	0-1	.000	1-2	.500	0	2	2	1.0	0	0	1	1	0	0	1	0.5
41	Blackstock, Cole	1-0	3	3.0	0-0	.000	0-0	.000	0-0	.000	0	2	2	2.0	2	0	0	0	0	0	0	0.0
25	Cohen, Mike	2-0	4	2.0	0-0	.000	0-0	.000	0-0	.000	0	0	0	0.0	0	0	1	0	0	0	0	0.0
52	Tate, Trey	2-0	4	2.0	0-1	.000	0-1	.000	0-0	.000	0	0	0	0.0	1	0	0	0	0	0	0	0.0
Team											22	24	46		1		4					
Total.....		13	2625		342-795	.430	118-341	.346	243-351	.692	141	346	487	37.5	268	3	177	175	70	107	1045	80.4
Opponents.....		13	2625		335-820	.409	94-318	.296	196-283	.693	170	358	528	40.6	307	-	153	218	35	68	960	73.8

TEAM STATISTICS	AU	OPP	Date	Opponent	Score	Att.
SCORING	1045	960	11/11/16	NORTH FLORIDA	w 83-66	8093
Points per game	80.4	73.8	& 11/14/16	GEORGIA STATE	w 83-65	6980
Scoring margin	+6.5	-	& 11/17/16	EASTERN KENTUCKY	w 85-64	6987
FIELD GOALS-ATT	342-795	335-820	! 11/22/16	vs Texas Tech	w 67-65	1610
Field goal pct	.430	.409	! 11/23/16	vs Purdue	L 71-96	1610
3 POINT FG-ATT	118-341	94-318	11/29/16	USC UPSTATE	w 90-83	6504
3-point FG pct	.346	.296	12/03/16	at UAB	w 74-70	8728
3-pt FG made per game	9.1	7.2	^ 12/12/16	vs Boston College	L 71-72	7558
FREE THROWS-ATT	243-351	196-283	12/15/16	COASTAL CAROLINA	w 117-72	7333
Free throw pct	.692	.693	12/18/16	MERCER	w 76-74	7991
F-Throws made per game	18.7	15.1	@ 12/21/16	vs Oklahoma	w 74-70	3462
REBOUNDS	487	528	12/23/16	at UConn	Wot 70-67	12051
Rebounds per game	37.5	40.6	* 12/29/16	GEORGIA	L 84-96	9121
Rebounding margin	-3.2	-				
ASSISTS	177	153				
Assists per game	13.6	11.8				
TURNOVERS	175	218				
Turnovers per game	13.5	16.8				
Turnover margin	+3.3	-				
Assist/turnover ratio	1.0	0.7				
STEALS	107	68				
Steals per game	8.2	5.2				
BLOCKS	70	35				
Blocks per game	5.4	2.7				
ATTENDANCE	53009	35019				
Home games-Avg/Game	7-7573	2-10390				
Neutral site-Avg/Game	-	4-3560				

& = Cancun Challenge (Auburn, Ala.)
! = Cancun Challenge (Cancun, Mexico)
^ = Under Armour Reunion (New York, NY)
@ = Hall of Fame's Birthday of Basketball (Uncasville, Conn.)
* = Conference game

Score by Periods	1st	2nd	OT	Totals
Auburn	515	520	10	1045
Opponents	427	526	7	960

2016-17 Auburn Basketball
Auburn Season Schedule/Results & Leaders (as of Dec 29, 2016)
All games



RECORD:	OVERALL	HOME	AWAY	NEUTRAL
ALL GAMES	10-3	6-1	2-0	2-2
CONFERENCE	0-1	0-1	0-0	0-0
NON-CONFERENCE	10-2	6-0	2-0	2-2

Date	Opponent	Score	Att.	High Points	High Rebounds
11/11/16	NORTH FLORIDA	w 83-66	8093	(19)Brown, Bryce	(7)Smith, LaRon
11/14/16	&GEORGIA STATE	w 83-65	6980	(19)Harper, Jared (19)Purifoy, Danjel	(8)Heron, Mustapha
11/17/16	&EASTERN KENTUCKY	w 85-64	6987	(24)Heron, Mustapha	(10)Heron, Mustapha
11/22/16	!vs Texas Tech	w 67-65	1610	(15)Heron, Mustapha	(6)Purifoy, Danjel (6)Dunans, T.J.
11/23/16	!vs Purdue	71-96 L	1610	(22)Purifoy, Danjel	(8)Heron, Mustapha
11/29/16	USC UPSTATE	w 90-83	6504	(23)Heron, Mustapha	(6)Heron, Mustapha
12/03/16	at UAB	w 74-70	8728	(21)Harper, Jared	(7)Spencer, Horace (7)Heron, Mustapha
12/12/16	^vs Boston College	71-72 L	7558	(27)Purifoy, Danjel	(7)Heron, Mustapha
12/15/16	COASTAL CAROLINA	w 117-72	7333	(27)Purifoy, Danjel	(8)McLemore, Anfernee
12/18/16	MERCER	w 76-74	7991	(21)Heron, Mustapha	(6)Purifoy, Danjel
12/21/16	@vs Oklahoma	w 74-70	3462	(21)Harper, Jared (21)Dunans, T.J.	(12)Heron, Mustapha
12/23/16	at UConn	Wot 70-67	12051	(22)Harper, Jared	(15)Purifoy, Danjel
12/29/16	*GEORGIA	84-96 L	9121	(19)Heron, Mustapha	(7)McLemore, Anfernee

& = Cancun Challenge (Auburn, Ala.)
! = Cancun Challenge (Cancun, Mexico)
^ = Under Armour Reunion (New York, NY)
@ = Hall of Fame's Birthday of Basketball (Uncasville, Conn.)
* = Conference game

Attendance Summary	Games	Attend	Avg/Game
Home	7	53009	7573
Away	2	20779	10390
Neutral	4	14240	3560
Total	13	88028	6771

2016-17 Auburn Basketball
Auburn Combined Team Statistics (as of Dec 29, 2016)
Conference games



RECORD:	OVERALL	HOME	AWAY	NEUTRAL
ALL GAMES	0-1	0-1	0-0	0-0
CONFERENCE	0-1	0-1	0-0	0-0
NON-CONFERENCE	0-0	0-0	0-0	0-0

#	Player	gp-gs	min	avg	Total		3-Point		F-Throw		Rebounds				pf	dq	a	to	blk	stl	pts	avg
					fg-fga	fg%	3fg-fga	3fg%	ft-fta	ft%	off	def	tot	avg								
05	Heron, Mustapha	1-1	24	24.0	7-13	.538	4-7	.571	1-2	.500	0	2	2	2.0	3	0	1	3	0	0	19	19.0
03	Purifoy, Danjel	1-1	29	29.0	3-8	.375	2-4	.500	5-6	.833	1	5	6	6.0	2	0	3	0	0	1	13	13.0
50	Wiley, Austin	1-1	19	19.0	4-6	.667	0-0	.000	3-5	.600	3	1	4	4.0	3	0	1	1	1	0	11	11.0
01	Harper, Jared	1-1	27	27.0	4-8	.500	0-4	.000	2-4	.500	0	1	1	1.0	4	0	6	1	0	2	10	10.0
23	Lang, TJ	1-1	27	27.0	2-4	.500	2-4	.500	2-2	1.000	1	2	3	3.0	3	0	1	1	0	0	8	8.0
35	Johnson, Ronnie	1-0	13	13.0	3-7	.429	1-3	.333	1-2	.500	1	1	2	2.0	2	0	0	2	0	1	8	8.0
00	Spencer, Horace	1-0	11	11.0	3-5	.600	0-0	.000	0-0	.000	0	3	3	3.0	2	0	0	1	1	0	6	6.0
04	Dunans, T.J.	1-0	27	27.0	3-7	.429	0-2	.000	0-0	.000	0	1	1	1.0	1	0	4	3	1	2	6	6.0
12	Smith, LaRon	1-0	4	4.0	0-0	.000	0-0	.000	2-2	1.000	0	0	0	0.0	0	0	0	0	0	0	2	2.0
24	McLemore, Anfernee	1-0	16	16.0	0-2	.000	0-0	.000	1-4	.250	3	4	7	7.0	3	0	1	1	1	2	1	1.0
02	Brown, Bryce	1-0	3	3.0	0-2	.000	0-2	.000	0-0	.000	0	0	0	0.0	1	0	0	0	0	0	0	0.0
Team											2	2	4									
Total.....		1	200		29-62	.468	9-26	.346	17-27	.630	11	22	33	33.0	24	0	17	13	4	8	84	84.0
Opponents.....		1	200		31-60	.517	5-16	.313	29-38	.763	11	27	38	38.0	23	-	13	12	2	8	96	96.0

TEAM STATISTICS	AU	OPP	Date	Opponent	Score	Att.
SCORING	84	96	* 12/29/16	GEORGIA	L 84-96	9121
Points per game	84.0	96.0				
Scoring margin	-12.0	-				
FIELD GOALS-ATT	29-62	31-60				
Field goal pct	.468	.517				
3 POINT FG-ATT	9-26	5-16				
3-point FG pct	.346	.313				
3-pt FG made per game	9.0	5.0				
FREE THROWS-ATT	17-27	29-38				
Free throw pct	.630	.763				
F-Throws made per game	17.0	29.0				
REBOUNDS	33	38				
Rebounds per game	33.0	38.0				
Rebounding margin	-5.0	-				
ASSISTS	17	13				
Assists per game	17.0	13.0				
TURNOVERS	13	12				
Turnovers per game	13.0	12.0				
Turnover margin	-1.0	-				
Assist/turnover ratio	1.3	1.1				
STEALS	8	8				
Steals per game	8.0	8.0				
BLOCKS	4	2				
Blocks per game	4.0	2.0				
ATTENDANCE	9121	0				
Home games-Avg/Game	1-9121	0-0				
Neutral site-Avg/Game	-	0-0				

& = Cancun Challenge (Auburn, Ala.)
! = Cancun Challenge (Cancun, Mexico)
^ = Under Armour Reunion (New York, NY)
@ = Hall of Fame's Birthday of Basketball (Uncasville, Conn.)
* = Conference game

Score by Periods	1st	2nd	Totals
Auburn	51	33	84
Opponents	43	53	96

2016-17 Auburn Basketball
Auburn Extended Season Box Score (as of Dec 29, 2016)
All games



RECORD:	OVERALL	HOME	AWAY	NEUTRAL
ALL GAMES	10-3	6-1	2-0	2-2
CONFERENCE	0-1	0-1	0-0	0-0
NON-CONFERENCE	10-2	6-0	2-0	2-2

##	Player	gp-gs	min	Total		3-Point		F-Throw		Rebounds				pf	dq	a	a/g	to	to/g	a/to	blk	blk/g	stl	stl/g	pts	avg	
				fg-fga	fg%	3fg-fga	3fg%	ft-fa	ft%	off	def	tot	avg														
05	Heron, Mustapha	13-13	349	26.8	63-138	.457	19-46	.413	65-86	.756	23	61	84	6.5	33	0	16	1.23	41	3.15	0.39	4	0.31	10	0.77	210	16.2
03	Purifoy, Danjel	13-13	396	30.5	53-126	.421	30-77	.390	53-61	.869	13	67	80	6.2	32	0	30	2.31	25	1.92	1.20	1	0.08	17	1.31	189	14.5
01	Harper, Jared	13-12	343	26.4	47-113	.416	24-68	.353	45-67	.672	4	28	32	2.5	26	0	43	3.31	17	1.31	2.53	1	0.08	23	1.77	163	12.5
50	Wiley, Austin	4-3	72	18.0	11-19	.579	0-0	.000	11-21	.524	9	4	13	3.3	9	0	3	0.75	5	1.25	0.60	5	1.25	1	0.25	33	8.3
04	Dunans, T.J.	12-0	290	24.2	39-101	.386	7-31	.226	11-19	.579	1	42	43	3.6	20	0	34	2.83	27	2.25	1.26	11	0.92	9	0.75	96	8.0
02	Brown, Bryce	9-8	174	19.3	18-65	.277	11-45	.244	8-13	.615	4	9	13	1.4	13	0	6	0.67	8	0.89	0.75	4	0.44	10	1.11	55	6.1
00	Spencer, Horace	10-8	174	17.4	22-41	.537	0-0	.000	9-20	.450	13	28	41	4.1	34	2	6	0.60	8	0.80	0.75	16	1.60	11	1.10	53	5.3
35	Johnson, Ronnie	13-1	191	14.7	26-68	.382	6-22	.273	10-14	.714	4	15	19	1.5	12	0	22	1.69	10	0.77	2.20	0	0.00	9	0.69	68	5.2
23	Lang, TJ	13-5	243	18.7	19-45	.422	16-41	.390	12-19	.632	9	20	29	2.2	25	0	9	0.69	10	0.77	0.90	0	0.00	7	0.54	66	5.1
12	Smith, LaRon	13-2	193	14.8	20-38	.526	0-0	.000	12-17	.706	23	15	38	2.9	36	1	4	0.31	11	0.85	0.36	19	1.46	6	0.46	52	4.0
24	McLemore, Anfernee	13-0	139	10.7	19-29	.655	1-1	1.000	5-10	.500	16	24	40	3.1	22	0	1	0.08	7	0.54	0.14	9	0.69	3	0.23	44	3.4
22	Macoy, Will	3-0	7	2.3	3-6	.500	2-5	.400	0-0	.000	0	1	1	0.3	0	0	0	0.00	0	0.00	0.00	0	0.00	1	0.33	8	2.7
31	Waddell, Devin	5-0	37	7.4	2-4	.500	2-3	.667	1-2	.500	0	4	4	0.8	2	0	1	0.20	1	0.20	1.00	0	0.00	0	0.00	7	1.4
21	Keim, Patrick	2-0	6	3.0	0-1	.000	0-1	.000	1-2	.500	0	2	2	1.0	0	0	1	0.50	1	0.50	1.00	0	0.00	0	0.00	1	0.5
52	Tate, Trey	2-0	4	2.0	0-1	.000	0-1	.000	0-0	.000	0	0	0	0.0	1	0	0	0.00	0	0.00	0.00	0	0.00	0	0.00	0	0.0
25	Cohen, Mike	2-0	4	2.0	0-0	.000	0-0	.000	0-0	.000	0	0	0	0.0	0	0	1	0.50	0	0.00	99.00	0	0.00	0	0.00	0	0.0
41	Blackstock, Cole	1-0	3	3.0	0-0	.000	0-0	.000	0-0	.000	0	2	2	2.0	2	0	0	0.00	0	0.00	0.00	0	0.00	0	0.00	0	0.0
Total.....		13	2625		342-795	.430	118-341	.346	243-351	.692	141	346	487	37.5	268	3	177	13.62	175	13.46	1.01	70	5.38	107	8.23	1045	80.4
Opponents.....		13	2625		335-820	.409	94-318	.296	196-283	.693	170	358	528	40.6	307	-	153	11.77	218	16.77	0.70	35	2.69	68	5.23	960	73.8

Score by Periods	1st	2nd	OT	Totals
Auburn	515	520	10	1045
Opponents	427	526	7	960

2016-17 Auburn Basketball
Auburn Individual Game-by-Game (as of Dec 29, 2016)
All games



#00 Spencer, Horace

Opponent	Date	gs	min	Total		3-Pointers		Free throws		Rebounds				pf	a	t/o	blk	stl	pts	avg	
				fg-fga	pct	3fg-fga	pct	ft-fga	pct	off	def	tot	avg								
NORTH FLORIDA	11/11/16	*	23	2-3	.667	0-0	.000	2-3	.667	0	5	5	5.0	5	2	3	2	3	6	6.0	
GEORGIA STATE	11/14/16	*	21	5-7	.714	0-0	.000	2-3	.667	3	1	4	4.5	4	1	1	0	1	12	9.0	
EASTERN KENTUCKY	11/17/16	*	19	2-5	.400	0-0	.000	0-1	.000	4	4	8	5.7	4	1	0	1	0	4	7.3	
vs Texas Tech	11/22/16	*	27	3-6	.500	0-0	.000	3-4	.750	0	4	4	5.3	3	0	0	0	1	9	7.8	
vs Purdue	11/23/16	*	14	0-1	.000	0-0	.000	0-0	.000	1	1	2	4.6	3	0	0	2	0	0	6.2	
USC UPSTATE	11/29/16	*	15	3-4	.750	0-0	.000	1-3	.333	1	3	4	4.5	3	0	0	1	0	7	6.3	
at UAB	12/03/16	*	17	1-4	.250	0-0	.000	0-3	.000	4	3	7	4.9	5	2	1	2	2	2	5.7	
vs Boston College	12/12/16	*	24	3-6	.500	0-0	.000	1-3	.333	0	4	4	4.8	4	0	1	6	4	7	5.9	
at UConn	12/23/16		3	0-0	.000	0-0	.000	0-0	.000	0	0	0	4.2	1	0	1	1	0	0	5.2	
GEORGIA	12/29/16		11	3-5	.600	0-0	.000	0-0	.000	0	3	3	4.1	2	0	1	1	0	6	5.3	
Totals			8	174	22-41	.537	0-0	.000	9-20	.450	13	28	41	4.1	34	6	8	16	11	53	5.3

Games played: 10
Minutes/game: 17.4
Points/game: 5.3
FG Pct: 53.7
FT Pct: 45.0

Rebounds/game: 4.1
Assists/game: 0.6
Turnovers/game: 0.8
Assist/turnover ratio: 0.8
Steals/game: 1.1
Blocks/game: 1.6

#01 Harper, Jared

Opponent	Date	gs	min	Total		3-Pointers		Free throws		Rebounds				pf	a	t/o	blk	stl	pts	avg	
				fg-fga	pct	3fg-fga	pct	ft-fga	pct	off	def	tot	avg								
NORTH FLORIDA	11/11/16	*	27	3-7	.429	1-3	.333	3-5	.600	1	1	2	2.0	1	2	4	1	4	10	10.0	
GEORGIA STATE	11/14/16	*	26	5-10	.500	4-6	.667	5-8	.625	0	4	4	3.0	4	2	2	0	3	19	14.5	
EASTERN KENTUCKY	11/17/16	*	23	1-7	.143	1-4	.250	3-6	.500	0	0	0	2.0	1	2	1	0	0	6	11.7	
vs Texas Tech	11/22/16	*	26	2-5	.400	0-3	.000	6-10	.600	1	1	2	2.0	4	3	1	0	1	10	11.3	
vs Purdue	11/23/16		25	3-9	.333	1-6	.167	1-2	.500	0	1	1	1.8	3	2	1	0	2	8	10.6	
USC UPSTATE	11/29/16	*	24	4-8	.500	2-6	.333	0-0	.000	0	4	4	2.2	1	4	1	0	2	10	10.5	
at UAB	12/03/16	*	26	5-10	.500	5-8	.625	6-9	.667	1	4	5	2.6	3	3	0	0	0	21	12.0	
vs Boston College	12/12/16	*	25	2-10	.200	1-6	.167	0-1	.000	0	2	2	2.5	2	3	0	0	1	5	11.1	
COASTAL CAROLINA	12/15/16	*	24	5-6	.833	5-6	.833	1-2	.500	0	2	2	2.4	1	7	2	0	1	16	11.7	
MERCER	12/18/16	*	26	1-5	.200	1-5	.200	2-2	1.000	0	1	1	2.3	0	3	0	0	1	5	11.0	
vs Oklahoma	12/21/16	*	31	4-11	.364	2-6	.333	11-12	.917	1	2	3	2.4	1	1	1	0	2	21	11.9	
at UConn	12/23/16	*	33	8-17	.471	1-5	.200	5-6	.833	0	5	5	2.6	1	5	3	0	4	22	12.8	
GEORGIA	12/29/16	*	27	4-8	.500	0-4	.000	2-4	.500	0	1	1	2.5	4	6	1	0	2	10	12.5	
Totals			12	343	47-113	.416	24-68	.353	45-67	.672	4	28	32	2.5	26	43	17	1	23	163	12.5

Games played: 13
Minutes/game: 26.4
Points/game: 12.5
FG Pct: 41.6
3FG Pct: 35.3
FT Pct: 67.2

Rebounds/game: 2.5
Assists/game: 3.3
Turnovers/game: 1.3
Assist/turnover ratio: 2.5
Steals/game: 1.8
Blocks/game: 0.1

2016-17 Auburn Basketball
Auburn Individual Game-by-Game (as of Dec 29, 2016)
All games



#02 Brown, Bryce

Opponent	Date	gs	min	Total		3-Pointers		Free throws		Rebounds				pf	a	t/o	blk	stl	pts	avg
				fg-fga	pct	3fg-fga	pct	ft-fga	pct	off	def	tot	avg							
NORTH FLORIDA	11/11/16	*	25	6-11	.545	5-10	.500	2-2	1.000	0	2	2	2.0	1	1	2	0	3	19	19.0
GEORGIA STATE	11/14/16	*	19	2-7	.286	1-6	.167	1-2	.500	1	0	1	1.5	1	0	1	0	1	6	12.5
EASTERN KENTUCKY	11/17/16	*	23	1-6	.167	0-2	.000	3-6	.500	1	5	6	3.0	2	3	0	0	2	5	10.0
vs Texas Tech	11/22/16	*	19	2-8	.250	2-6	.333	0-0	.000	0	0	0	2.3	0	0	1	0	0	6	9.0
vs Purdue	11/23/16	*	14	0-4	.000	0-3	.000	0-0	.000	0	0	0	1.8	1	0	1	0	0	0	7.2
USC UPSTATE	11/29/16	*	21	3-12	.250	1-7	.143	0-1	.000	1	1	2	1.8	1	0	0	0	3	7	7.2
at UAB	12/03/16	*	22	3-7	.429	1-4	.250	0-0	.000	0	0	0	1.6	2	1	1	2	1	7	7.1
vs Boston College	12/12/16	*	28	1-8	.125	1-5	.200	2-2	1.000	1	1	2	1.6	4	1	2	2	0	5	6.9
GEORGIA	12/29/16		3	0-2	.000	0-2	.000	0-0	.000	0	0	0	1.4	1	0	0	0	0	0	6.1
Totals			8	174	18-65	.277	11-45	.244	8-13	4	9	13	1.4	13	6	8	4	10	55	6.1

Games played: 9
Minutes/game: 19.3
Points/game: 6.1
FG Pct: 27.7
3FG Pct: 24.4
FT Pct: 61.5

Rebounds/game: 1.4
Assists/game: 0.7
Turnovers/game: 0.9
Assist/turnover ratio: 0.8
Steals/game: 1.1
Blocks/game: 0.4

#03 Purifoy, Danjel

Opponent	Date	gs	min	Total		3-Pointers		Free throws		Rebounds				pf	a	t/o	blk	stl	pts	avg
				fg-fga	pct	3fg-fga	pct	ft-fga	pct	off	def	tot	avg							
NORTH FLORIDA	11/11/16	*	32	5-12	.417	2-7	.286	2-4	.500	0	4	4	4.0	3	3	1	0	1	14	14.0
GEORGIA STATE	11/14/16	*	19	5-7	.714	1-2	.500	8-10	.800	2	2	4	4.0	4	2	3	0	0	19	16.5
EASTERN KENTUCKY	11/17/16	*	31	3-7	.429	3-6	.500	7-8	.875	1	7	8	5.3	1	3	4	0	3	16	16.3
vs Texas Tech	11/22/16	*	34	4-11	.364	2-5	.400	1-2	.500	2	4	6	5.5	3	5	4	1	3	11	15.0
vs Purdue	11/23/16	*	32	6-11	.545	4-9	.444	6-6	1.000	2	1	3	5.0	2	0	2	0	2	22	16.4
USC UPSTATE	11/29/16	*	32	2-8	.250	0-4	.000	2-2	1.000	0	4	4	4.8	2	9	2	0	1	6	14.7
at UAB	12/03/16	*	35	4-12	.333	4-9	.444	4-4	1.000	0	5	5	4.9	3	0	1	0	0	16	14.9
vs Boston College	12/12/16	*	36	8-14	.571	4-7	.571	7-7	1.000	1	4	5	4.9	1	2	2	0	2	27	16.4
COASTAL CAROLINA	12/15/16	*	27	9-14	.643	5-10	.500	4-4	1.000	1	6	7	5.1	1	1	1	0	3	27	17.6
MERCER	12/18/16	*	27	1-8	.125	0-5	.000	5-6	.833	1	5	6	5.2	4	0	1	0	1	7	16.5
vs Oklahoma	12/21/16	*	18	2-4	.500	2-3	.667	0-0	.000	0	7	7	5.4	4	1	3	0	0	6	15.5
at UConn	12/23/16	*	44	1-10	.100	1-6	.167	2-2	1.000	2	13	15	6.2	2	1	1	0	0	5	14.7
GEORGIA	12/29/16	*	29	3-8	.375	2-4	.500	5-6	.833	1	5	6	6.2	2	3	0	0	1	13	14.5
Totals			13	396	53-126	.421	30-77	.390	53-61	13	67	80	6.2	32	30	25	1	17	189	14.5

Games played: 13
Minutes/game: 30.5
Points/game: 14.5
FG Pct: 42.1
3FG Pct: 39.0
FT Pct: 86.9

Rebounds/game: 6.2
Assists/game: 2.3
Turnovers/game: 1.9
Assist/turnover ratio: 1.2
Steals/game: 1.3
Blocks/game: 0.1

2016-17 Auburn Basketball
Auburn Individual Game-by-Game (as of Dec 29, 2016)
All games



#04 Dunans, T.J.

Opponent	Date	gs	min	Total		3-Pointers		Free throws		Rebounds				pf	a	t/o	blk	stl	pts	avg
				fg-fga	pct	3fg-fga	pct	ft-fga	pct	off	def	tot	avg							
NORTH FLORIDA	11/11/16		17	0-4	.000	0-3	.000	2-2	1.000	0	3	3	3.0	1	4	2	2	0	2	2.0
GEORGIA STATE	11/14/16		24	3-6	.500	0-1	.000	0-2	.000	0	5	5	4.0	2	2	3	2	0	6	4.0
EASTERN KENTUCKY	11/17/16		17	1-9	.111	0-1	.000	1-2	.500	1	5	6	4.7	0	0	3	0	0	3	3.7
vs Texas Tech	11/22/16		24	4-7	.571	0-2	.000	1-2	.500	0	6	6	5.0	0	2	3	1	2	9	5.0
vs Purdue	11/23/16		28	5-14	.357	0-1	.000	0-0	.000	0	2	2	4.4	0	4	2	0	2	10	6.0
USC UPSTATE	11/29/16		19	1-6	.167	0-3	.000	1-2	.500	0	4	4	4.3	1	2	2	1	0	3	5.5
at UAB	12/03/16		19	3-7	.429	0-1	.000	0-0	.000	0	2	2	4.0	1	3	1	0	2	6	5.6
COASTAL CAROLINA	12/15/16		22	4-11	.364	2-7	.286	0-0	.000	0	3	3	3.9	3	5	1	2	1	10	6.1
MERCER	12/18/16		31	4-6	.667	3-4	.750	2-2	1.000	0	5	5	4.0	4	3	1	0	0	13	6.9
vs Oklahoma	12/21/16		32	8-14	.571	1-4	.250	4-7	.571	0	4	4	4.0	3	5	3	1	0	21	8.3
at UConn	12/23/16		30	3-10	.300	1-2	.500	0-0	.000	0	2	2	3.8	4	0	3	1	0	7	8.2
GEORGIA	12/29/16		27	3-7	.429	0-2	.000	0-0	.000	0	1	1	3.6	1	4	3	1	2	6	8.0
Totals		0	290	39-101	.386	7-31	.226	11-19	.579	1	42	43	3.6	20	34	27	11	9	96	8.0

Games played: 12
Minutes/game: 24.2
Points/game: 8.0
FG Pct: 38.6
3FG Pct: 22.6
FT Pct: 57.9

Rebounds/game: 3.6
Assists/game: 2.8
Turnovers/game: 2.3
Assist/turnover ratio: 1.3
Steals/game: 0.8
Blocks/game: 0.9

#05 Heron, Mustapha

Opponent	Date	gs	min	Total		3-Pointers		Free throws		Rebounds				pf	a	t/o	blk	stl	pts	avg
				fg-fga	pct	3fg-fga	pct	ft-fga	pct	off	def	tot	avg							
NORTH FLORIDA	11/11/16	*	19	2-7	.286	2-3	.667	4-5	.800	1	2	3	3.0	2	2	1	0	0	10	10.0
GEORGIA STATE	11/14/16	*	27	1-7	.143	0-3	.000	8-10	.800	1	7	8	5.5	2	0	2	0	0	10	10.0
EASTERN KENTUCKY	11/17/16	*	23	8-8	1.000	1-1	1.000	7-13	.538	5	5	10	7.0	4	0	4	0	2	24	14.7
vs Texas Tech	11/22/16	*	25	6-12	.500	3-6	.500	0-0	.000	0	3	3	6.0	3	1	3	0	0	15	14.8
vs Purdue	11/23/16	*	28	4-9	.444	1-3	.333	6-8	.750	2	6	8	6.4	1	1	2	0	1	15	14.8
USC UPSTATE	11/29/16	*	26	7-12	.583	2-5	.400	7-7	1.000	1	5	6	6.3	2	3	1	1	0	23	16.2
at UAB	12/03/16	*	27	3-9	.333	0-1	.000	5-6	.833	3	4	7	6.4	2	1	3	0	0	11	15.4
vs Boston College	12/12/16	*	29	3-9	.333	0-2	.000	9-10	.900	2	5	7	6.5	4	1	5	1	0	15	15.4
COASTAL CAROLINA	12/15/16	*	27	5-8	.625	1-2	.500	6-7	.857	2	5	7	6.6	2	4	5	2	2	17	15.6
MERCER	12/18/16	*	28	7-12	.583	2-4	.500	5-9	.556	1	2	3	6.2	3	2	4	0	1	21	16.1
vs Oklahoma	12/21/16	*	30	5-10	.500	2-4	.500	3-4	.750	2	10	12	6.7	3	0	7	0	4	15	16.0
at UConn	12/23/16	*	36	5-22	.227	1-5	.200	4-5	.800	3	5	8	6.8	2	0	1	0	0	15	15.9
GEORGIA	12/29/16	*	24	7-13	.538	4-7	.571	1-2	.500	0	2	2	6.5	3	1	3	0	0	19	16.2
Totals		13	349	63-138	.457	19-46	.413	65-86	.756	23	61	84	6.5	33	16	41	4	10	210	16.2

Games played: 13
Minutes/game: 26.8
Points/game: 16.2
FG Pct: 45.7
3FG Pct: 41.3
FT Pct: 75.6

Rebounds/game: 6.5
Assists/game: 1.2
Turnovers/game: 3.2
Assist/turnover ratio: 0.4
Steals/game: 0.8
Blocks/game: 0.3

2016-17 Auburn Basketball
Auburn Individual Game-by-Game (as of Dec 29, 2016)
All games



#12 Smith, LaRon

Opponent	Date	gs	min	Total		3-Pointers		Free throws		Rebounds				pf	a	t/o	blk	stl	pts	avg
				fg-fga	pct	3fg-fga	pct	ft-fta	pct	off	def	tot	avg							
NORTH FLORIDA	11/11/16		17	2-6	.333	0-0	.000	3-6	.500	5	2	7	7.0	4	0	1	1	0	7	7.0
GEORGIA STATE	11/14/16		17	1-3	.333	0-0	.000	0-0	.000	1	0	1	4.0	2	0	1	3	0	2	4.5
EASTERN KENTUCKY	11/17/16		21	2-2	1.000	0-0	.000	0-0	.000	2	2	4	4.0	2	0	2	2	0	4	4.3
vs Texas Tech	11/22/16		13	1-1	1.000	0-0	.000	2-2	1.000	3	1	4	4.0	3	0	0	1	1	4	4.3
vs Purdue	11/23/16		22	4-5	.800	0-0	.000	0-0	.000	2	0	2	3.6	1	1	1	1	2	8	5.0
USC UPSTATE	11/29/16		21	7-11	.636	0-0	.000	1-3	.333	5	0	5	3.8	5	2	1	1	1	15	6.7
at UAB	12/03/16		19	0-0	.000	0-0	.000	0-0	.000	0	1	1	3.4	4	0	0	3	0	0	5.7
vs Boston College	12/12/16		16	0-1	.000	0-0	.000	0-0	.000	0	3	3	3.4	2	0	2	2	2	0	5.0
COASTAL CAROLINA	12/15/16	*	19	2-3	.667	0-0	.000	0-0	1.000	3	4	7	3.8	4	0	2	2	0	4	4.9
MERCER	12/18/16	*	11	1-2	.500	0-0	.000	4-4	1.000	1	1	2	3.6	4	1	0	1	0	6	5.0
vs Oklahoma	12/21/16		9	0-3	.000	0-0	.000	0-0	.000	0	1	1	3.4	3	0	1	2	0	0	4.5
at UConn	12/23/16		4	0-1	.000	0-0	.000	0-0	.000	1	0	1	3.2	2	0	0	0	0	0	4.2
GEORGIA	12/29/16		4	0-0	.000	0-0	.000	2-2	1.000	0	0	0	2.9	0	0	0	0	0	2	4.0
Totals		2	193	20-38	.526	0-0	.000	12-17	.706	23	15	38	2.9	36	4	11	19	6	52	4.0

Games played: 13
Minutes/game: 14.8
Points/game: 4.0
FG Pct: 52.6
FT Pct: 70.6

Rebounds/game: 2.9
Assists/game: 0.3
Turnovers/game: 0.8
Assist/turnover ratio: 0.4
Steals/game: 0.5
Blocks/game: 1.5

#21 Keim, Patrick

Opponent	Date	gs	min	Total		3-Pointers		Free throws		Rebounds				pf	a	t/o	blk	stl	pts	avg
				fg-fga	pct	3fg-fga	pct	ft-fta	pct	off	def	tot	avg							
GEORGIA STATE	11/14/16		1	0-0	.000	0-0	.000	1-2	.500	0	1	1	1.0	0	0	0	0	0	1	1.0
COASTAL CAROLINA	12/15/16		5	0-1	.000	0-1	.000	0-0	.000	0	1	1	1.0	0	1	1	0	0	0	0.5
Totals		0	6	0-1	.000	0-1	.000	1-2	.500	0	2	2	1.0	0	1	1	0	0	1	0.5

Games played: 2
Minutes/game: 3.0
Points/game: 0.5
FG Pct: 0.0
3FG Pct: 0.0
FT Pct: 50.0

Rebounds/game: 1.0
Assists/game: 0.5
Turnovers/game: 0.5
Assist/turnover ratio: 1.0

#22 Macoy, Will

Opponent	Date	gs	min	Total		3-Pointers		Free throws		Rebounds				pf	a	t/o	blk	stl	pts	avg
				fg-fga	pct	3fg-fga	pct	ft-fta	pct	off	def	tot	avg							
GEORGIA STATE	11/14/16		1	0-0	.000	0-0	.000	0-0	.000	0	0	0	0.0	0	0	0	0	0	0	0.0
EASTERN KENTUCKY	11/17/16		1	0-1	.000	0-1	.000	0-0	.000	0	0	0	0.0	0	0	0	0	0	0	0.0
COASTAL CAROLINA	12/15/16		5	3-5	.600	2-4	.500	0-0	.000	0	1	1	0.3	0	0	0	0	1	8	2.7
Totals		0	7	3-6	.500	2-5	.400	0-0	.000	0	1	1	0.3	0	0	0	0	1	8	2.7

Games played: 3
Minutes/game: 2.3
Points/game: 2.7
FG Pct: 50.0
3FG Pct: 40.0

Rebounds/game: 0.3
Steals/game: 0.3

2016-17 Auburn Basketball
Auburn Individual Game-by-Game (as of Dec 29, 2016)
All games



#23 Lang, TJ

Opponent	Date	gs	min	Total		3-Pointers		Free throws		Rebounds				pf	a	t/o	blk	stl	pts	avg	
				fg-fga	pct	3fg-fga	pct	ft-fa	pct	off	def	tot	avg								
NORTH FLORIDA	11/11/16		21	3-6	.500	3-6	.500	0-1	.000	1	3	4	4.0	1	2	1	0	0	9	9.0	
GEORGIA STATE	11/14/16		21	1-3	.333	1-3	.333	1-2	.500	1	3	4	4.0	1	1	2	0	1	4	6.5	
EASTERN KENTUCKY	11/17/16		16	1-3	.333	1-3	.333	1-2	.500	1	2	3	3.7	2	1	0	0	1	4	5.7	
vs Texas Tech	11/22/16		13	0-1	.000	0-1	.000	0-0	.000	1	1	2	3.3	4	0	0	0	0	0	4.3	
vs Purdue	11/23/16		13	0-2	.000	0-2	.000	2-2	1.000	0	1	1	2.8	2	0	1	0	1	2	3.8	
USC UPSTATE	11/29/16		14	1-3	.333	0-2	.000	1-3	.333	0	3	3	2.8	2	0	0	0	1	3	3.7	
at UAB	12/03/16		13	1-3	.333	1-3	.333	0-0	.000	0	0	0	2.4	0	0	0	0	0	3	3.6	
vs Boston College	12/12/16		17	2-3	.667	2-3	.667	0-0	.000	0	1	1	2.3	0	1	2	0	2	6	3.9	
COASTAL CAROLINA	12/15/16	*	18	3-6	.500	1-4	.250	1-2	.500	2	0	2	2.2	2	1	0	0	8	4.3		
MERCER	12/18/16	*	22	3-5	.600	3-5	.600	2-2	1.000	0	1	1	2.1	3	1	1	0	0	11	5.0	
vs Oklahoma	12/21/16	*	24	1-2	.500	1-2	.500	2-2	1.000	0	3	3	2.2	4	0	1	0	1	5	5.0	
at UConn	12/23/16	*	24	1-4	.250	1-3	.333	0-1	.000	2	0	2	2.2	1	0	0	0	0	3	4.8	
GEORGIA	12/29/16	*	27	2-4	.500	2-4	.500	2-2	1.000	1	2	3	2.2	3	1	1	0	0	8	5.1	
Totals			5	243	19-45	.422	16-41	.390	12-19	.632	9	20	29	2.2	25	9	10	0	7	66	5.1

Games played: 13
Minutes/game: 18.7
Points/game: 5.1
FG Pct: 42.2
3FG Pct: 39.0
FT Pct: 63.2

Rebounds/game: 2.2
Assists/game: 0.7
Turnovers/game: 0.8
Assist/turnover ratio: 0.9
Steals/game: 0.5

#24 McLemore, Anfernee

Opponent	Date	gs	min	Total		3-Pointers		Free throws		Rebounds				pf	a	t/o	blk	stl	pts	avg	
				fg-fga	pct	3fg-fga	pct	ft-fa	pct	off	def	tot	avg								
NORTH FLORIDA	11/11/16		6	0-0	.000	0-0	.000	1-1	1.000	0	1	1	1.0	1	0	2	0	0	1	1.0	
GEORGIA STATE	11/14/16		8	2-2	1.000	0-0	.000	0-0	.000	1	4	5	3.0	1	0	0	1	0	4	2.5	
EASTERN KENTUCKY	11/17/16		9	3-3	1.000	0-0	.000	0-0	.000	2	2	4	3.3	0	0	0	1	0	6	3.7	
vs Texas Tech	11/22/16		6	0-0	.000	0-0	.000	0-0	.000	0	0	0	2.5	2	0	0	0	0	0	2.8	
vs Purdue	11/23/16		9	2-2	1.000	0-0	.000	0-0	.000	0	0	0	2.0	3	0	1	0	0	4	3.0	
USC UPSTATE	11/29/16		12	3-4	.750	0-0	.000	0-1	.000	2	1	3	2.2	1	0	0	0	0	6	3.5	
at UAB	12/03/16		8	0-2	.000	0-0	.000	0-0	.000	0	1	1	2.0	2	0	0	0	1	0	3.0	
vs Boston College	12/12/16		4	1-1	1.000	0-0	.000	0-0	.000	2	0	2	2.0	0	0	0	0	0	2	2.9	
COASTAL CAROLINA	12/15/16		18	4-6	.667	1-1	1.000	0-1	.000	2	6	8	2.7	3	0	1	2	0	9	3.6	
MERCER	12/18/16		14	1-3	.333	0-0	.000	0-0	.000	2	1	3	2.7	0	0	0	0	0	2	3.4	
vs Oklahoma	12/21/16		11	0-0	.000	0-0	.000	0-0	.000	0	1	1	2.5	2	0	1	2	0	0	3.1	
at UConn	12/23/16		18	3-4	.750	0-0	.000	3-3	1.000	2	3	5	2.8	4	0	1	2	0	9	3.6	
GEORGIA	12/29/16		16	0-2	.000	0-0	.000	1-4	.250	3	4	7	3.1	3	1	1	1	2	1	3.4	
Totals			0	139	19-29	.655	1-1	1.000	5-10	.500	16	24	40	3.1	22	1	7	9	3	44	3.4

Games played: 13
Minutes/game: 10.7
Points/game: 3.4
FG Pct: 65.5
3FG Pct: 100.0
FT Pct: 50.0

Rebounds/game: 3.1
Assists/game: 0.1
Turnovers/game: 0.5
Assist/turnover ratio: 0.1
Steals/game: 0.2
Blocks/game: 0.7

2016-17 Auburn Basketball
Auburn Individual Game-by-Game (as of Dec 29, 2016)
All games



#25 Cohen, Mike

Opponent	Date	gs	min	Total		3-Pointers		Free throws		Rebounds				pf	a	t/o	blk	stl	pts	avg
				fg-fga	pct	3fg-fga	pct	ft-fa	pct	off	def	tot	avg							
GEORGIA STATE	11/14/16		1	0-0	.000	0-0	.000	0-0	.000	0	0	0	0.0	0	0	0	0	0	0	0.0
COASTAL CAROLINA	12/15/16		3	0-0	.000	0-0	.000	0-0	.000	0	0	0	0.0	0	1	0	0	0	0	0.0
Totals		0	4	0-0	.000	0-0	.000	0-0	.000	0	0	0	0.0	0	1	0	0	0	0	0.0

Games played: 2
Minutes/game: 2.0

Assists/game: 0.5
Assist/turnover ratio: 99.9

#31 Waddell, Devin

Opponent	Date	gs	min	Total		3-Pointers		Free throws		Rebounds				pf	a	t/o	blk	stl	pts	avg
				fg-fga	pct	3fg-fga	pct	ft-fa	pct	off	def	tot	avg							
GEORGIA STATE	11/14/16		1	0-0	.000	0-0	.000	0-0	.000	0	0	0	0.0	0	0	0	0	0	0	0.0
COASTAL CAROLINA	12/15/16		10	2-3	.667	2-2	1.000	1-2	.500	0	2	2	1.0	0	0	1	0	0	7	3.5
MERCER	12/18/16		7	0-0	.000	0-0	.000	0-0	.000	0	0	0	0.7	0	0	0	0	0	0	2.3
vs Oklahoma	12/21/16		17	0-1	.000	0-1	.000	0-0	.000	0	2	2	1.0	2	1	0	0	0	0	1.8
at UConn	12/23/16		2	0-0	.000	0-0	.000	0-0	.000	0	0	0	0.8	0	0	0	0	0	0	1.4
Totals		0	37	2-4	.500	2-3	.667	1-2	.500	0	4	4	0.8	2	1	1	0	0	7	1.4

Games played: 5
Minutes/game: 7.4
Points/game: 1.4
FG Pct: 50.0
3FG Pct: 66.7
FT Pct: 50.0

Rebounds/game: 0.8
Assists/game: 0.2
Turnovers/game: 0.2
Assist/turnover ratio: 1.0

#35 Johnson, Ronnie

Opponent	Date	gs	min	Total		3-Pointers		Free throws		Rebounds				pf	a	t/o	blk	stl	pts	avg
				fg-fga	pct	3fg-fga	pct	ft-fa	pct	off	def	tot	avg							
NORTH FLORIDA	11/11/16		13	2-4	.500	0-0	.000	1-2	.500	1	1	2	2.0	1	1	0	0	0	5	5.0
GEORGIA STATE	11/14/16		13	0-1	.000	0-0	.000	0-0	.000	0	1	1	1.5	2	5	1	0	1	0	2.5
EASTERN KENTUCKY	11/17/16		17	5-8	.625	0-0	.000	3-4	.750	0	1	1	1.3	2	4	1	0	1	13	6.0
vs Texas Tech	11/22/16		13	1-5	.200	1-3	.333	0-0	.000	1	0	1	1.3	0	1	0	0	0	3	5.3
vs Purdue	11/23/16	*	15	1-4	.250	0-0	.000	0-0	.000	0	0	0	1.0	0	1	2	0	0	2	4.6
USC UPSTATE	11/29/16		16	4-9	.444	2-5	.400	0-0	.000	0	2	2	1.2	0	3	0	0	1	10	5.5
at UAB	12/03/16		14	4-5	.800	0-1	.000	0-0	.000	0	1	1	1.1	3	0	1	0	2	8	5.9
vs Boston College	12/12/16		21	2-8	.250	0-2	.000	0-0	.000	0	3	3	1.4	2	1	2	0	2	4	5.6
COASTAL CAROLINA	12/15/16		16	3-8	.375	2-4	.500	3-4	.750	0	3	3	1.6	0	0	0	0	0	11	6.2
MERCER	12/18/16		19	0-4	.000	0-1	.000	2-2	1.000	1	0	1	1.5	0	5	0	0	1	2	5.8
vs Oklahoma	12/21/16		10	0-2	.000	0-2	.000	0-0	.000	0	2	2	1.5	0	1	1	0	0	0	5.3
at UConn	12/23/16		11	1-3	.333	0-1	.000	0-0	.000	0	0	0	1.4	0	0	0	0	0	2	5.0
GEORGIA	12/29/16		13	3-7	.429	1-3	.333	1-2	.500	1	1	2	1.5	2	0	2	0	1	8	5.2
Totals		1	191	26-68	.382	6-22	.273	10-14	.714	4	15	19	1.5	12	22	10	0	9	68	5.2

Games played: 13
Minutes/game: 14.7
Points/game: 5.2
FG Pct: 38.2
3FG Pct: 27.3
FT Pct: 71.4

Rebounds/game: 1.5
Assists/game: 1.7
Turnovers/game: 0.8
Assist/turnover ratio: 2.2
Steals/game: 0.7

2016-17 Auburn Basketball
Auburn Individual Game-by-Game (as of Dec 29, 2016)
All games



#41 Blackstock, Cole

Opponent	Date	gs	min	Total		3-Pointers		Free throws		Rebounds				pf	a	t/o	blk	stl	pts	avg
				fg-fga	pct	3fg-fga	pct	ft-fta	pct	off	def	tot	avg							
COASTAL CAROLINA	12/15/16		3	0-0	.000	0-0	.000	0-0	.000	0	2	2	2.0	2	0	0	0	0	0	0.0
Totals		0	3	0-0	.000	0-0	.000	0-0	.000	0	2	2	2.0	2	0	0	0	0	0	0.0

Games played: 1
Minutes/game: 3.0

Rebounds/game: 2.0

#50 Wiley, Austin

Opponent	Date	gs	min	Total		3-Pointers		Free throws		Rebounds				pf	a	t/o	blk	stl	pts	avg
				fg-fga	pct	3fg-fga	pct	ft-fta	pct	off	def	tot	avg							
MERCER	12/18/16		15	2-5	.400	0-0	.000	5-8	.625	1	2	3	3.0	2	0	0	2	0	9	9.0
vs Oklahoma	12/21/16	*	18	2-3	.667	0-0	.000	2-4	.500	2	1	3	3.0	3	1	4	2	1	6	7.5
at UConn	12/23/16	*	20	3-5	.600	0-0	.000	1-4	.250	3	0	3	3.0	1	1	0	0	0	7	7.3
GEORGIA	12/29/16	*	19	4-6	.667	0-0	.000	3-5	.600	3	1	4	3.3	3	1	1	1	0	11	8.3
Totals		3	72	11-19	.579	0-0	.000	11-21	.524	9	4	13	3.3	9	3	5	5	1	33	8.3

Games played: 4
Minutes/game: 18.0
Points/game: 8.3
FG Pct: 57.9
FT Pct: 52.4

Rebounds/game: 3.3
Assists/game: 0.8
Turnovers/game: 1.3
Assist/turnover ratio: 0.6
Steals/game: 0.3
Blocks/game: 1.3

#52 Tate, Trey

Opponent	Date	gs	min	Total		3-Pointers		Free throws		Rebounds				pf	a	t/o	blk	stl	pts	avg
				fg-fga	pct	3fg-fga	pct	ft-fta	pct	off	def	tot	avg							
GEORGIA STATE	11/14/16		1	0-0	.000	0-0	.000	0-0	.000	0	0	0	0.0	0	0	0	0	0	0	0.0
COASTAL CAROLINA	12/15/16		3	0-1	.000	0-1	.000	0-0	.000	0	0	0	0.0	1	0	0	0	0	0	0.0
Totals		0	4	0-1	.000	0-1	.000	0-0	.000	0	0	0	0.0	1	0	0	0	0	0	0.0

Games played: 2
Minutes/game: 2.0
FG Pct: 0.0
3FG Pct: 0.0

SEASON / CAREER HIGHS

#0 HORACE SPENCER

PTS.....12 (vs. Georgia State 11/14/16).....13 (at Mississippi State 3/5/16)
 REBS.....8 (vs. Eastern Kentucky 11/17/16).....11 (Oklahoma State 1/30/16)
 FG.....5 (vs. Georgia State 11/14/16).....6 (at Mississippi State 3/5/16)
 FG ATT.....7 (vs. Georgia State 11/14/16).....10 (at Mississippi State 3/5/16)
 3PT FG.....
 3PT FG ATT.....1 (vs. Ole Miss 2/20/16)
 FT.....3 (vs. Texas Tech 11/22/16).....3 (3x, last vs. Texas Tech 11/22/16)
 FT ATT.....4 (vs. Texas Tech 11/22/16).....7 (vs. Tennessee 3/9/16)
 ASSISTS.....2 (2x, last at UAB 12/3/16).....2 (5x, last at UAB 12/3/16)
 STEALS.....4 (vs. Boston College 12/12/16).....4 (vs. Boston College 12/12/16)
 BLKS.....6 (vs. Boston College 12/12/16).....7 (at Arkansas 2/17/16)
 MINS.....27 (vs. Texas Tech 11/22/16).....29 (vs. Georgia 2/24/16)

#1 JARED HARPER

PTS.....22 (at UConn 12/23/16).....22 (at UConn 12/23/16)
 REBS.....5 (2x, last at UConn 12/23/16).....5 (2x, last at UConn 12/23/16)
 FG.....8 (at UConn 12/23/16).....8 (at UConn 12/23/16)
 FG ATT.....17 (vs. UConn 12/23/16).....17 (at UConn 12/23/16)
 3PT FG.....5 (2x, last vs. Coastal Carolina 12/15/16).....5 (2x, last vs. Coastal Carolina 12/15/16)
 3PT FG ATT.....8 (at UAB 12/3/16).....8 (at UAB 12/3/16)
 FT.....11 (vs. Oklahoma 12/21/16).....11 (vs. Oklahoma 12/21/16)
 FT ATT.....12 (vs. Oklahoma 12/21/16).....12 (vs. Oklahoma 12/21/16)
 ASSISTS.....7 (vs. Coastal Carolina 12/15/16).....7 (vs. Coastal Carolina 12/15/16)
 STEALS.....4 (2x, last at UConn 12/23/16).....4 (2x, last at UConn 12/23/16)
 BLKS.....1 (vs. North Florida 11/11/16).....1 (vs. North Florida 11/11/16)
 MINS.....33 (at UConn 12/23/16).....33 (at UConn 12/23/16)

#2 BRYCE BROWN

PTS.....19 (vs. North Florida 11/11/16).....27 (at Arkansas 2/17/16)
 REBS.....6 (vs. Eastern Kentucky 11/17/16).....6 (2x, last vs. Eastern Kentucky 11/17/16)
 FG.....6 (vs. North Florida 11/11/16).....9 (at Arkansas 2/17/16)
 FG ATT.....12 (vs. USC Upstate 11/29/16).....18 (at Arkansas 2/17/16)
 3PT FG.....5 (vs. North Florida 11/11/16).....9 (at Arkansas 2/17/16)
 3PT FG ATT.....10 (vs. North Florida 11/11/16).....14 (at Arkansas 2/17/16)
 FT.....3 (vs. Eastern Kentucky 11/17/16).....6 (2x, last vs. Georgia 2/24/16)
 FT ATT.....6 (vs. Eastern Kentucky 11/17/16).....8 (vs. Georgia 2/24/16)
 ASSISTS.....3 (vs. Eastern Kentucky 11/17/16).....3 (vs. Eastern Kentucky 11/17/16)
 STEALS.....3 (2x, last vs. USC Upstate 11/29/16).....3 (2x, last vs. USC Upstate 11/29/16)
 BLKS.....2 (2x, last vs. Boston College 12/12/16).....2 (2x, last vs. Boston College 12/12/16)
 MINS.....28 (vs. Boston College 12/12/16).....36 (2x, last at Arkansas 2/17/16)

#3 DANJEL PURIFOY

PTS.....27 (2x, last vs. Coastal Carolina 12/15/16).....27 (2x, last vs. Coastal Carolina 12/15/16)
 REBS.....15 (at UConn 12/23/16).....15 (at UConn 12/23/16)
 FG.....9 (vs. Coastal Carolina 12/15/16).....9 (vs. Coastal Carolina 12/15/16)
 FG ATT.....14 (2x, last vs. Coastal Carolina 12/15/16).....14 (2x, last vs. Coastal Carolina 12/15/16)
 3PT FG.....5 (vs. Coastal Carolina 12/15/16).....5 (vs. Coastal Carolina 12/15/16)
 3PT FG ATT.....10 (vs. Coastal Carolina 12/15/16).....10 (vs. Coastal Carolina 12/15/16)
 FT.....8 (vs. Georgia State 11/14/16).....8 (vs. Georgia State 11/14/16)
 FT ATT.....10 (vs. Georgia State 11/14/16).....10 (vs. Georgia State 11/14/16)
 ASSISTS.....9 (vs. USC Upstate 11/29/16).....9 (vs. USC Upstate 11/29/16)
 STEALS.....3 (3x, last vs. Coastal Carolina 12/15/16).....3 (3x, last vs. Coastal Carolina 12/15/16)
 BLKS.....1 (vs. Texas Tech 11/22/16).....1 (vs. Texas Tech 11/22/16)
 MINS.....44 (at UConn 12/23/16).....44 (at UConn 12/23/16)

#4 T.J. DUNANS

PTS.....21 (vs. Oklahoma 12/21/16).....21 (vs. Oklahoma 12/21/16)
 REBS.....6 (2x, last vs. Texas Tech 11/22/16).....6 (3x, last vs. Texas Tech 11/22/16)
 FG.....8 (vs. Oklahoma 12/21/16).....8 (2x, last vs. Oklahoma 12/21/16)
 FG ATT.....14 (2x, last vs. Oklahoma 12/21/16).....14 (2x, last vs. Oklahoma 12/21/16)
 3PT FG.....3 (vs. Mercer 12/18/16).....4 (Northwestern State 11/27/15)
 3PT FG ATT.....7 (vs. Coastal Carolina 12/15/16).....7 (vs. Coastal Carolina 12/15/16)
 FT.....4 (vs. Oklahoma 12/21/16).....7 (vs. New Mexico 12/22/15)
 FT ATT.....7 (vs. Oklahoma 12/21/16).....10 (vs. New Mexico 12/22/15)
 ASSISTS.....5 (2x, last vs. Oklahoma 12/21/16).....7 (2x, last vs. #18 Texas A&M 3/1/16)
 STEALS.....2 (4x, last vs. Georgia 12/29/16).....3 (5x, last at UAB 12/3/16)
 BLKS.....2 (3x, last vs. Coastal Carolina 12/15/16).....4 (Mercer 12/15/15)
 MINS.....32 (vs. Oklahoma 12/21/16).....38 (at Alabama 2/27/16)

#5 MUSTAPHA HERON

PTS.....24 (vs. Eastern Kentucky 11/17/16).....24 (vs. Eastern Kentucky 11/17/16)
 REBS.....12 (vs. Oklahoma 12/21/16).....12 (vs. Oklahoma 12/21/16)
 FG.....8 (vs. Eastern Kentucky 11/17/16).....8 (vs. Eastern Kentucky 11/17/16)
 FG ATT.....22 (at UConn 12/23/16).....22 (at UConn 12/23/16)
 3PT FG.....4 (vs. Georgia 12/29/16).....4 (vs. Georgia 12/29/16)
 3PT FG ATT.....7 (vs. Georgia 12/29/16).....7 (vs. Georgia 12/29/16)
 FT.....9 (vs. Boston College 12/12/16).....9 (vs. Boston College 12/12/16)
 FT ATT.....13 (vs. Eastern Kentucky 11/17/16).....13 (vs. Eastern Kentucky 11/17/16)
 ASSISTS.....4 (vs. Coastal Carolina 12/15/16).....4 (vs. Coastal Carolina 12/15/16)
 STEALS.....4 (vs. Oklahoma 12/21/16).....4 (vs. Oklahoma 12/21/16)
 BLKS.....2 (vs. Coastal Carolina 12/15/16).....2 (vs. Coastal Carolina 12/15/16)
 MINS.....36 (at UConn 12/23/16).....36 (at UConn 12/23/16)

#12 LARON SMITH

PTS.....15 (vs. USC Upstate 11/29/16).....20 (vs. North Carolina A&T 2/15/16)
 REBS7 (2x, last vs. Coastal Carolina 12/15/16).....15 (vs. Delaware State 2/6/16)
 FG.....7 (vs. USC Upstate 11/29/16).....9 (vs. North Carolina A&T 2/15/16)
 FG ATT.....11 (vs. USC Upstate 11/29/16).....13 (vs. N. Carolina Central 2/27/16)
 3PT FG.....
 3PT FG ATT.....
 FT.....4 (vs. Mercer 12/18/16).....4 (2x, last vs. Mercer 12/18/16)
 FT ATT.....6 (vs. North Florida 11/11/16).....6 (3x, last vs. North Florida 11/11/16)
 ASSISTS.....2 (vs. USC Upstate 11/29/16).....2 (5x, last vs. USC Upstate 11/29/16)
 STEALS2 (2x, last vs. Boston College 12/12/16).....2 (4x, last vs. Boston College 12/12/16)
 BLKS.....3 (2x, last at UAB 12/3/16).....6 (vs. Sam Houston 11/27/15)
 MINS.....22 (vs. #17 Purdue 11/23/16).....41 (vs. North Carolina A&T 2/15/14)

#23 TJ LANG

PTS.....11 (vs. Mercer 12/18/16).....21 (vs. Georgia 2/24/16)
 REBS.....4 (2x, last vs. Georgia State 11/14/16).....5 (2x, last Northwestern State 11/27/15)
 FG.....3 (3x, last vs. Mercer 12/18/16).....6 (2x, last at Arkansas 2/17/16)
 FG ATT.....6 (2x, last vs. Coastal Carolina 12/15/16).....18 (Vanderbilt 2/13/16)
 3PT FG.....3 (2x, last vs. Mercer 12/18/16).....5 (2x, last at Arkansas 2/17/16)
 3PT FG ATT.....6 (vs. North Florida 11/11/16).....12 (Vanderbilt 2/13/16)
 FT.....2 (4x, last vs. Georgia 12/29/16).....8 (vs. Georgia 12/24/16)
 FT ATT.....3 (vs. USC Upstate 11/29/16).....11 (at Georgia 2/6/16)
 ASSISTS.....2 (2x, last vs. Coastal Carolina 12/15/16).....3 (2x, last at #10 Xavier 12/19/15)
 STEALS.....2 (vs. Boston College 12/12/16).....3 (vs. Oklahoma St. 1/30/16)
 BLKS.....1 (3x, last vs. GA Southern 11/20/15)
 MINS.....27 (vs. Georgia 12/29/16).....37 (vs. MTSU 12/12/15)

#24 ANFERNEE MCLEMORE

PTS.....9 (2x, last at UConn 12/23/16).....9 (2x, last at UConn 12/23/16)
 REBS.....8 (vs. Coastal Carolina 12/15/16).....8 (vs. Coastal Carolina 12/15/16)
 FG.....4 (vs. Coastal Carolina 12/15/16).....4 (vs. Coastal Carolina 12/15/16)
 FG ATT.....6 (vs. Coastal Carolina 12/15/16).....6 (vs. Coastal Carolina 12/15/16)
 3PT FG.....1 (vs. Coastal Carolina 12/15/16).....1 (vs. Coastal Carolina 12/15/16)
 3PT FG ATT.....1 (vs. Coastal Carolina 12/15/16).....1 (vs. Coastal Carolina 12/15/16)
 FT.....3 (at UConn 12/23/16).....3 (at UConn 12/23/16)
 FT ATT.....4 (vs. Georgia 12/29/16).....4 (vs. Georgia 12/29/16)
 ASSISTS.....1 (vs. Georgia 12/29/16).....1 (vs. Georgia 12/29/16)
 STEALS.....2 (vs. Georgia 12/29/16).....2 (vs. Georgia 12/29/16)
 BLKS.....2 (3x, last at UConn 12/23/16).....2 (3x, last at UConn 12/23/16)
 MINS.....18 (2x, last at UConn 12/23/16).....18 (2x, last at UConn 12/23/16)

#31 DEVIN WADDELL

PTS.....7 (vs. Coastal Carolina 12/15/16).....7 (vs. Coastal Carolina 12/15/16)
 REBS.....2 (2x, last vs. Oklahoma 12/21/16).....5 (vs. #1 Kentucky 3/14/15)
 FG.....2 (vs. Coastal Carolina 12/15/16).....2 (vs. Coastal Carolina 12/15/16)
 FG ATT.....3 (vs. Coastal Carolina 12/15/16).....4 (vs. #1 Kentucky 3/14/15)
 3PT FG.....2 (vs. Coastal Carolina 12/15/16).....2 (vs. Coastal Carolina 12/15/16)
 3PT FG ATT.....2 (vs. Coastal Carolina 12/15/16).....2 (4x, last vs. Coastal Carolina 12/15/16)
 FT.....1 (vs. Coastal Carolina 12/15/16).....2 (vs. Mississippi State 3/11/15)
 FT ATT.....2 (vs. Coastal Carolina 12/15/16).....2 (4x, last vs. Coastal Carolina 12/15/16)
 ASSISTS.....1 (vs. Oklahoma 12/21/16).....2 (vs. LSU 3/13/15)
 STEALS.....2 (at Georgia 2/6/16)
 BLKS.....1 (4x, vs. Mississippi State 3/11/15)
 MINS.....17 (vs. Oklahoma 12/21/16).....27 (vs. #1 Kentucky 3/14/15)

#35 RONNIE JOHNSON

PTS.....13 (vs. Eastern Kentucky 11/17/16).....27 (vs. Santa Clara 3/25/13)
 REBS3 (2x, last vs. Coastal Carolina 12/15/16).....8 (vs. Minnesota 2/5/14)
 FG.....5 (vs. Eastern Kentucky 11/17/16).....11 (vs. Santa Clara 3/25/13)
 FG ATT.....9 (vs. USC Upstate 11/29/16).....21 (vs. Santa Clara 3/25/13)
 3PT FG2 (2x, last vs. Coastal Carolina 12/15/16).....3 (2x, last at Tulsa 2/7/16)
 3PT FG ATT.....5 (vs. USC Upstate 11/29/16).....8 (vs. Eastern Illinois 12/19/15)
 FT.....3 (2x, last vs. Coastal Carolina 12/15/16).....11 (vs. Siena 12/1/13)
 FT ATT.....4 (2x, last vs. Coastal Carolina 12/15/16).....12 (vs. Siena 12/1/13)
 ASSISTS.....5 (2x, last vs. Mercer 12/18/16).....9 (vs. Villanova 11/15/12)
 STEALS2 (2x, last vs. Boston College 12/12/16).....3 (5x, last vs. Eastern Illinois 12/19/15)
 BLKS.....1 (6x, last vs. ULM 11/28/15)
 MINS.....21 (vs. Boston College 12/12/16).....47 (vs. Minnesota 2/5/14)

#50 AUSTIN WILEY

PTS.....11 (vs. Georgia 12/29/16).....11 (vs. Georgia 12/29/16)
 REBS.....4 (vs. Georgia 12/29/16).....4 (vs. Georgia 12/29/16)
 FG.....4 (vs. Georgia 12/29/16).....4 (vs. Georgia 12/29/16)
 FG ATT.....6 (vs. Georgia 12/29/16).....6 (vs. Georgia 12/29/16)
 3PT FG.....
 3PT FG ATT.....
 FT.....5 (vs. Mercer 12/18/16).....5 (vs. Mercer 12/18/16)
 FT ATT.....8 (vs. Mercer 12/18/16).....8 (vs. Mercer 12/18/16)
 ASSISTS.....1 (3x, last vs. Georgia 12/29/16).....1 (3x, last vs. Georgia 12/29/16)
 STEALS.....1 (vs. Oklahoma 12/21/16).....1 (vs. Oklahoma 12/21/16)
 BLKS.....2 (2x, last vs. Oklahoma 12/21/16).....2 (2x, last vs. Oklahoma 12/21/16)
 MINS.....20 (at UConn 12/23/16).....20 (at UConn 12/23/16)

2016-17 TEAM HIGHS & LOWS

AUBURN		
	HIGH	LOW
POINTS SCORED	117 vs. Coastal Carolina	67 vs. Texas Tech
POINTS, FIRST HALF	56 vs. Coastal Carolina	30 vs. Mercer/at UConn
POINTS, SECOND HALF	61 vs. Coastal Carolina	29 vs. Texas Tech
POINT DIFFERENTIAL	+45 vs. Coastal Carolina	-25 vs. #17 Purdue
FIELD GOALS MADE	40 vs. Coastal Carolina	20 vs. Mercer
FIELD GOALS ATTEMPTED	77 vs. USC Upstate	50 vs. Mercer/Oklahoma
FIELD GOAL PERCENTAGE	.556 (40-of-72) vs. Coastal Carolina	.329 (25-of-76) at UConn
3-POINTERS MADE	21 vs. Coastal Carolina	5 at UConn
3-POINTERS ATTEMPTED	42 vs. vs. Coastal Carolina	18 vs. Eastern Kentucky
3-POINT PERCENTAGE	.500 (21-of-42) vs. Coastal Carolina	.219 (7-of-32) vs. USC Upstate
FREE THROWS MADE	27 vs. Mercer	13 2x, last vs. USC Upstate
FREE THROW ATTEMPTS	42 vs. Eastern Kentucky	18 vs. #17 Purdue
FREE THROW PCT.	.833 (15-of-18) vs. #17 Purdue	.591 (13-of-22) vs. USC Upstate
REBOUNDS	51 vs. Eastern Kentucky/at UConn	23 vs. #17 Purdue
OFFENSIVE REBOUNDS	19 at UConn	7 vs. Boston College/Mercer
DEFENSIVE REBOUNDS	37 vs. Coastal Carolina/Oklahoma	15 vs. #17 Purdue
REBOUND MARGIN	+20 vs. Eastern Kentucky	-17 vs. Boston College
ASSISTS	23 vs. USC Upstate	7 at UConn
TURNOVERS	23 vs. Oklahoma	7 vs. vs. USC Upstate/Mercer
BLOCKED SHOTS	11 vs. Boston College	3 vs. 3x, last vs. Mercer
STEALS	13 vs. Boston College	4 vs. Mercer/at UConn
FOULS	25 at UAB/Oklahoma	16 vs. #17 Purdue

OPPONENTS		
	HIGH	LOW
POINTS SCORED	96 by #17 Purdue/Georgia	64 by Eastern Kentucky
POINTS, FIRST HALF	43 3x, by #17 Purdue/BC/Georgia	22 by Oklahoma
POINTS, SECOND HALF	53 by #17 Purdue/Georgia	29 by Boston College/at UConn
POINT DIFFERENTIAL	+25 by #17 Purdue	-45 by Coastal Carolina
FIELD GOALS MADE	36 by #17 Purdue	22 3x, last by Eastern Kentucky
FIELD GOALS ATTEMPTED	78 vs. Coastal Carolina	53 by UAB
FIELD GOAL PERCENTAGE	.643 (36-of-56) by #17 Purdue	.319 (23-of-72) by Oklahoma
3-POINTERS MADE	17 by #17 Purdue	4 by UAB/at UConn
3-POINTERS ATTEMPTED	36 by Coastal Carolina	16 by Georgia
3-POINT PERCENTAGE	.654 (17-of-26) by #17 Purdue	.143 (4-of-28) at UConn
FREE THROWS MADE	29 by Georgia	7 by #17 Purdue
FREE THROW ATTEMPTS	38 by Georgia	13 by #17 Purdue
FREE THROW PCT.	.824 (14-of-17) by Texas Tech	.538 (7-of-13) by #17 Purdue
REBOUNDS	52 by USC Upstate	31 by Eastern Kentucky
OFFENSIVE REBOUNDS	19 by USC Upstate	7 by Texas Tech
DEFENSIVE REBOUNDS	35 by Boston College	19 by Eastern Kentucky
REBOUND MARGIN	+17 by Boston College	-20 by Eastern Kentucky
ASSISTS	20 by #17 Purdue	9 4x, last by Oklahoma
TURNOVERS	28 by North Florida	11 at UConn
BLOCKED SHOTS	10 at UConn	0 by Coastal Carolina/Mercer
STEALS	9 by Coastal Carolina	2 3x, last by Mercer
FOULS	31 by Georgia State	19 2x, last by USC Upstate

2016-17 STARTING LINEUPS

Date	Opponent	W-L	F/C	Forward	Guard	Guard	Guard
11-11	North Florida	W	Spencer	Purifoy	Harper	Brown	Heron
11-14	(1) Georgia State	W	Spencer	Purifoy	Harper	Brown	Heron
11-17	(1) Eastern Kentucky	W	Spencer	Purifoy	Harper	Brown	Heron
11-22	(2) vs. Texas Tech	W	Spencer	Purifoy	Harper	Brown	Heron
11-23	(2) vs. #17 Purdue	L	Spencer	Purifoy	Johnson	Brown	Heron
11-29	USC-Upstate	W	Spencer	Purifoy	Harper	Brown	Heron
12-3	at UAB	W	Spencer	Purifoy	Harper	Brown	Heron
12-12	(3) vs. Boston College	L	Spencer	Purifoy	Harper	Brown	Heron
12-15	Coastal Carolina	W	Smith	Purifoy	Harper	Lang	Heron
12-18	Mercer	W	Smith	Purifoy	Harper	Lang	Heron
12-21	(4) vs. Oklahoma	W	Wiley	Purifoy	Harper	Lang	Heron
12-23	at UConn	W (OT)	Wiley	Purifoy	Harper	Lang	Heron
12-29	Georgia	L	Wiley	Purifoy	Harper	Lang	Heron
1-4	at Vanderbilt						
1-7	Ole Miss						
1-10	at Missouri						
1-14	at Kentucky						
1-18	LSU						
1-21	Alabama						
1-24	at South Carolina						
1-28	(5) at TCU						
1-31	Tennessee						
2-4	at Alabama						
2-7	Mississippi State						
2-11	at Ole Miss						
2-14	Florida						
2-18	at Texas A&M						
2-21	at LSU						
2-25	Arkansas						
3-1	at Georgia						
3-4	Missouri						
3/9-13	(6) SEC Tournament						

(1) Cancun Challenge (Auburn, AL); (2) Cancun Challenge (Cancun, Mexico); (3) Under Armour Reunion (New York, NY); (4) Basketball Hall of Fame's Birthday of Basketball (Uncasville, CT); (5) SEC/Big 12 Challenge (Fort Worth, Texas); (6) SEC Tournament (Nashville, TN • Bridgestone Arena)

STARTING LINEUPS

(Harper, Heron, Lang, Purifoy, Smith)	2-0 (1.000)
(Brown, Harper, Heron, Purifoy, Spencer)	6-1 (.857)
(Harper, Heron, Lang, Purifoy, Wiley)	2-1 (.667)
(Brown, Heron, Johnson, Purifoy, Spencer)	0-1 (.000)

AUBURN'S RECORD WHEN ... STARTS

LaRon Smith	2-0 (1.000)
Jared Harper	10-2 (.833)
TJ Lang	4-1 (.800)
Mustapha Heron	10-3 (.769)
Danjel Purifoy	10-3 (.769)
Bryce Brown	6-2 (.750)
Horace Spencer	6-2 (.750)
Austin Wiley	2-1 (.667)
Ronnie Johnson	0-1 (.000)

MARGIN OF VICTORY/DEFEAT

	1	2	3	4	5	6	7	8	9	10-15	16-19	20-24	25-29	30-49	50
Wins	0	2	1	2	0	0	1	0	0	0	2	1	0	1	0
Losses	1	0	0	0	0	0	0	0	0	1	0	0	1	0	0

Auburn-Vanderbilt Game Notes

AN AUBURN INDIVIDUAL...

Scored at least 30 points: Chris Denson (30) vs. Mississippi State (2-15-14)
Scored at least 35 points: Toney Douglas (38) vs. Nicholls State (11-24-04)
Scored at least 40 points: Wesley Person (44) vs. UAB (12-16-93)
Two players with at least 20 points: T.J. Dunans (21 pts) & Jared Harper (21 pts) vs. Oklahoma (12-21-16)
Three players with at least 20 points: KT Harrell (24), Tahj Shamsid-Deen (21) & Cinmeon Bowers (20) vs. Louisiana (11-21-14)
Scored 20 points in a half: Kareem Canty (21 points) vs. #13 Kentucky (1-16-16)
Scored 20 points in 1st half: Chris Denson (20 points) vs. Northwestern State (11-15-13)
Scored 20 points in 2nd half: Kareem Canty (21 points) vs. #13 Kentucky (1-16-16)
Scored 25 points in a half: Chris Denson (26 points) vs. Alabama (1-30-14)
Two players with 25 points: Chris Denson (30 points) & KT Harrell (26 points) vs. Mississippi State (2-14-14)
Two players with 25 points (SEC): Chris Denson (30 points) & KT Harrell (26 points) vs. Mississippi State (2-14-14)
A player w/back-to-back 25-point games: Danjel Purifoy, 27 points vs. Boston College (12-12-16) and 27 points vs. Coastal Carolina (12-15-16)
A player w/back-to-back 25-point SEC games: Kareem Canty, 26 pts vs. #13 Kentucky (1-16-16) and 25 pts vs. Alabama (1-19-16)
A player w/3 straight 25-point SEC games: Chris Denson, 25 pts at South Carolina (2-5-14); 29 pts at LSU (2-8-14); 26 pts vs. Kentucky (2-12-14); 30 pts vs. Mississippi State (2-15-14)
A player w/4 straight 25-point SEC games: Chris Denson, 25 pts at South Carolina (2-5-14); 29 pts at LSU (2-8-14); 26 pts vs. Kentucky (2-12-14); 30 pts vs. Mississippi State (2-15-14)
A player w/5 straight 25-point SEC games: Keenan Carpenter, 44 pts vs. LSU (1-8-89); 28 pts vs. Mississippi State (2-11-89); 33 pts at Florida (2-15-89); 32 pts at Ole Miss (2-18-89); 29 pts vs. Kentucky (2-20-89)
A player w/5 straight 20-point SEC games: Tay Waller, 29 pts v. Arkansas (2-20-10); 29 pts at Ole Miss (2-24-10); 26 pts v. LSU (2-27-10); 22 pts vs. Miss. State (3-3-10), 22 pts at Alabama (3-6-10)
Zero players scored in double figures: at Vanderbilt (1-7-12)
Only one player scored in double figures: Bryce Brown (18 points) at Tennessee (2-9-16)
1 player score half team's points: Frankie Sullivan (22 points) vs. Long Beach State in 64-43 loss in Honolulu, Hawaii (12-23-11)
Four freshmen scored in double figures: Mustapha Heron (19 pts), Danjel Purifoy (13 pts), Austin Wiley (11 pts) and Jared Harper (10 pts) vs. Georgia (12-29-16)
Four freshmen scored in double figures (SEC): Mustapha Heron (19 pts), Danjel Purifoy (13 pts), Austin Wiley (11 pts) and Jared Harper (10 pts) vs. Georgia (12-29-16)
Five players scored in double figures: Danjel Purifoy (27 pts), Mustapha Heron (17 pts), Jared Harper (16 pts), Ronnie Johnson (11 pts) and T.J. Dunans (10 pts) vs. Coastal Carolina (12-15-16)
Five players scored in double figures (SEC): Antoine Mason (23 pts), KT Harrell (16), Tahj Shamsid-Deen (13 pts), Malcolm Canada (12 pts), Cinmeon Bowers (11 pts) vs. Ole Miss (2-7-15)
All five starters scored in double figures: Tyler Harris (21 pts), TJ Lang (14 pts), Cinmeon Bowers (12 pts), Kareem Canty (11 pts) and T.J. Dunans (10 pts) at Coastal Carolina (12-2-15)
Six players scored in double figures: Tyler Harris (21 pts), TJ Lang (14 pts), Cinmeon Bowers (12 pts), Bryce Brown (12 pts), Kareem Canty (11 pts) and T.J. Dunans (10 pts) at Coastal Carolina (12-2-15)
Six players scored in double figures (SEC): Brandon Robinson (24), Lewis Monroe (16), Ian Young (13), Quinzel Brown (12), Ronny LeMelle (12), Dwayne Curtis (10) at Mississippi State (3-2-04)
Nine players made a 3-pointer: vs. Coastal Carolina (12-15-16)
Had at least 15 rebounds: Danjel Purifoy (15 rebounds) (12-23-16)
Had at least 15 rebounds (SEC): Cinmeon Bowers vs. Ole Miss (18 rebounds) (2-20-16)
Had at least 20 rebounds: Kelvin Ardister v. Tenn. (20 reb) (1-4-89)
Had at least 25 rebounds: Rex Frederick at Ole Miss (25 rebounds) (1-6-58)
At least 20 pts & 20 reb: Kelvin Ardister v. Tenn. (22 pts, 20 reb) (1-4-89)
Two players with at least 10 rebounds: Cinmeon Bowers (13 reb) and Tyler Harris (12 reb) at Alabama (2-27-16)
At least three players with 10 rebounds: at Virginia, Korvotney Barber (13 rebounds), Quantez Robertson (10 rebounds), Lucas Hargrove (10 rebounds), (12-20-08)
Double-Double: Mustapha Heron (15 pts, 12 reb) vs. Oklahoma (12-21-16)
2 straight Double-Doubles: Cinmeon Bowers 12 pts, 15 reb vs. Vanderbilt (2-13-16); 14 pts, 10 reb at Arkansas (2-17-16) and 11 pts, 18 reb vs. Ole Miss (2-20-16)
3 straight Double-Doubles: Cinmeon Bowers 12 pts, 15 reb vs. Vanderbilt (2-13-16); 14 pts, 10 reb at Arkansas (2-17-16) and 11 pts, 18 reb vs. Ole Miss (2-20-16)
4 Straight Double-Doubles: Cinmeon Bowers 19 pts, 19 reb vs. MTSU (12-12-15); 13

pts, 12 reb vs. Mercer (12-15-15); 12 pts, 11 reb at #10 Xavier (12-19-15); 12 pts, 12 reb vs. New Mexico (12-22-15)
5 Straight Double-Doubles: Jeff Moore 26 pts, 11 rebs vs. Ole Miss (3-2-88), 20 pts, 11 rebs at LSU (3-5-88), 22 pts, 11 rebs vs. Georgia (SEC) (3-11-88), 13 pts, 13 rebs vs. Bradley (NCAA) (3-17-88), 22 pts, 11 rebs vs. Oklahoma (NCAA) (3-19-88)
Two players had a double-double: Tyler Harris (20 pts, 11 reb) and Cinmeon Bowers (13 pts, 12 reb) vs. Mercer (12-15-15)
Double-Double with points and assists: Kareem Canty (17 points, 10 assists) vs. Northwestern State (11-27-15)
Triple-Double: Kenny Gabriel (24 pts, 13 reb, 10 blk) vs. Bethune-Cookman (1-2-12)
10 assists: Kareem Canty (10 ast) vs. Northwestern State (11-27-15)
2 players with at least 5 Blocked Shots: Rob Chubb & Willy Kouassi v. Nicholls State (5 each) (11-25-11)...also Kenny Gabriel (4 blocks)
At least 10 Blocks: Kenny Gabriel v. Bethune-Cookman (10 blks) (1-2-12)
At least 5 Steals: Antoine Mason (5 steals) at LSU (2-6-15)
At least 5 Steals (SEC): Antoine Mason (5 steals) at LSU (2-6-15)
Made 11 straight 3s: Jordan Price (4-4 Gramb/4-4 Furman/3-3 Tennessee Tech (12-11,15,18-2012). Ties SEC record by Vandy's Kevin Anglin 1992
Made 27 straight free throws: Danjel Purifoy 11/23/16-12/18/16 to tie Frankie Sullivan's school record, which he set to open 2009-10 season to set Auburn consecutive made record
Made 20 straight free throws: Danjel Purifoy (27 straight) (11/23/16-12/18/16) to tie Frankie Sullivan's school record, which he set to open 2009-10 season
Led team in points, rebounds, assists, blocks, steals: Cinmeon Bowers at Georgia (12 points, 13 rebounds, 1 assists, 2 steals, 2 blocks), (2-6-16)
Hit buzzer beater shot to win a game: T.J. Dunans vs. Mercer, 3-pt FG, (76-74), (12-18-16)
Played more than 40 minutes: Danjel Purifoy at UConn, 44 minutes (12-23-16)

AN AUBURN TEAM...

Defeated a ranked team: vs. #14/13 Kentucky (1-16-16)
Defeated a ranked team at home: vs. #14/13 Kentucky (1-16-16)
Defeated a ranked team on the road: at #25 Alabama (2-24-07)
Defeated a top-10 team: vs. #8 Wake Forest (3-23-03 / NCAA Tournament)
Defeated a top-10 team at home: vs. #9 Alabama (1-18-03)
Defeated a top-10 team on the road: at #8 Arkansas (1-23-93)
Won in Overtime: at UConn, 70-67 (ot) (12-23-16)
Lost in Overtime: at MTSU, 88-81 (ot) (12-12-15)
Won in Double Overtime: vs. Xavier, 89-88 (2ot) (12-20-14)
Lost in Double Overtime: at Arkansas, 88-80 (2ot) (1-16-13)
Played back-to-back Overtime Games: v. Ole Miss, W 69-68 (2ot) (1-14-12) and at LSU, L 65-58 (ot) (1-17-12)
Lost back-to-back Road Overtime Games: at Arkansas, 82-79 (2-6-10) and at Mississippi State, 85-75 (2-13-10)
Lost back-to-back Games in Final 5 Seconds: at Alabama (0.3 sec), 51-49 (2-23-11) and vs. Arkansas (5.0 sec.), 57-55 (2-26-11)
3 straight games decided on final possession: at Alabama (0.3 sec), L, 51-49 (2-23-11), v. Arkansas (5.0 sec.), L, 57-55 (2-26-11), v. Ole Miss (OM chance to tie on last possession) W, 76-73 (3-2-11)
Played at least three overtimes: vs. Georgia, (3-1-79), (4ot) in SEC Tournament in Birmingham, Ala.
Missed 23 straight FGs: at Arkansas (1-25-11), last fga 1st half, 0-22 start 2nd Shot 70% for a half: 74.1% (20-27) vs. Arkansas-Pine Bluff (12/30/13)
Shot 70% for a half (SEC): 72.7% (16-22) at Ole Miss (2-22-03)
Shot 60% for a game: 61.1% (33-54) at Arkansas (2/17/16)
Shot 60% for a game (SEC): 61.1% (33-54) at Arkansas (2/17/16)
Shot less than 30% for game: vs. Tennessee (17-57, 29.8%) (3-9-16)
Shot 100% from the free throw line: v. Long Beach St. (6-6) (12-23-11)
Shot less than 15% from free throw line: v. Florida (1-8, 12.5%) (1-20-11)
Shot 60% from 3-point line: 65.2% (15-23) at Arkansas (2-17-16)
Shot less than 30% in half: 29.4% (10-34) (1st) at UConn (12-23-16)
Shot less than 30% in both halves of a game: 25.8% (8-31) (1st) and 21.4% (6-28) (2nd) at Tennessee (2-9-16)
Shot less than 20% in half: 18.2% (6-33) at Colorado (2nd) (11-17-14)
Shot less than 10% in a half: 8.3% (2-24) vs. LSU (1st half), (1-8-11)
Shot 55% or better and lost: at Tennessee (56.1%, 32-57) (2-15-06)
Attempted 50 free throws: 52 att. Vanderbilt, (2-6-54)
Attempted 43 free throws: 43 att. vs. North Florida, (12-17-11)
Attempted 40 free throws: 42 att. vs. Eastern Kentucky, (11-18-16)
Att. at least 30 free throws in half: Georgia (22-of-30, 2nd) (2-24-16)
Made 30 free throws: 31 vs. Arkansas, 40 att. (2-10-15)
Made 30 free throws (SEC): 31 vs. Arkansas, 40 att. (2-10-15)
Made 30 free throws (SECT): v. Fla. (32) 44 fta. (3-10-00), SEC Tour. in Atlanta
Made at least 20 3-point field goals: vs. Coastal Carolina (21-of-42) (12-15-16)
Made at least 15 3-point field goals: vs. Coastal Carolina (21-of-42) (12-15-16)

Made at least 10 3-point field goals: vs. Coastal Carolina (21-of-42) (12-15-16)
 Failed to make 3-pt field goal: vs. Kentucky (0-15) (1-19-13); at Ole Miss (0-14) (3-1-97) & vs. Florida (0-6) (1-31-87, AU won)
 Had at least 50 rebounds: at UConn (51 rebounds) (12-23-16)
 Had less than 20 rebounds: vs. Presbyterian (19 reb.) (12-18-10)
 Had +20 rebound margin: +20 (51-31) vs. Eastern Kentucky (11-18-16)
 Had 25 assists: vs. Tennessee State (26 assists) (12-19-06)
 Had at least 15 steals: vs. Georgia Southern (16 steals) (12-29-10)
 Had at least 10 blocks: vs. Boston College (11 Blocks) (12-12-16)
 Had at least 17 blocks: vs. Nicholls State (17 Blocks) (11-25-11)
 Had at least 27 lead changes: at Arkansas (27 l.c., 13 ties) (1-16-13)
 Scored 50 points in a half: vs. Georgia (51 points, 1st) (12-29-16)
 Scored 50 points in a half (SEC): vs. Georgia (51 points, 1st) (12-29-16)
 Scored 50 points in both halves: vs. Coastal Carolina (56 points, 1st and 61 points, 2nd) (12-15-16)
 Scored 60 points in a half: vs. Coastal Carolina (61 points, 2nd) (12-15-16)
 Scored 60 points in a half (SEC): at Tennessee (64 points) (2-15-06)
 Scored 70 points in a half: vs. Northwestern State (72 points, 2nd) (11-27-15)
 Scored 100 points (SEC): vs. Alabama (102 points) (2-13-99)
 Scored 100 points (Non-Conf): vs. Coastal Carolina (117 points) (12-15-16)
 Scored under 20 points in 1st half: at Vanderbilt (19 points) (1-6-15)
 Scored under 20 points in 2nd half: vs. Tulsa (14 pts) (11-24-14)
 Scored under 10 points in a half: vs. LSU (6 points, 1st half) (1-8-11)
 Scored 35 or under points in a game: vs. Tulsa (35 pts) (11-24-14)
 Scored under 50 points in game: at Tennessee (45 points) (2-9-16)
 Scored under 50 points in game (SEC): at Tennessee (45 points) (2-9-16)
 Biggest comebacks to win: 22 pts at half, AU 82, #13 Louisville 78, Puerto Rico Shootout Championship game (11-26-95); 20 pts w/2:01 left in 1st, AU 76, Ole Miss 73 (3-2-11); 19 pts w/10:43 left, #14 AU 73, at LSU 70 (1-9-99); 19 pts with 11:01 left and 14 pts with 5:00 left, at AU 65, Miss. St. 62 (2-12-14)

OPPONENT INDIVIDUALS...

Scored at least 30 points: Yante Maten (31), vs. Georgia (12-29-16)
 Scored at least 30 pts (SEC): Yante Maten (31), vs. Georgia (12-29-16)
 Scored at least 35 points: Tasmin Mitchell (38), at LSU, (1-20-10)
 Scored at least 40 points: Hersey Hawkins, Bradley, (44 points), (3-17-88), in NCAA Tournament in Atlanta, Ga.
 Totaled at least 20 points and 20 rebounds: Louis Amundson, UNLV (22 points and 22 rebounds), (12-12-04)
 Two players with 20 points: Yante Maten (31 pts) and J.J. Frazier (27 pts), vs. Georgia (12-29-16)
 Three players with 20 points: Odarte Blankson (22 points), Louis Amundson (22 points), Jerel Blassingame (20 points), UNLV, (12-12-04)
 Only one player scored in double figures: Trevor Releford (15 points), Alabama (1-30-14)
 Zero players scored in double figures: Florida A&M (1-4-14)
 Five players scored in double figures: Carsen Edwards (21 pts), Vincent Edwards (15 pts), P.J. Thompson (15 pts), Caleb Swanigan (14 pts), Dakota Mathias (12 pts) and Isaac Haas (10 pts), (6 players), #17 Purdue (11-23-16)
 Five players scored in double figures (SEC): Dorian Finney-Smith (24 pts), Chris Chiozza (14 pts), Kasey Hill (14 pts), John Egbunu (12 pts), KeVaughn Allen (11 pts) at Florida (1-23-16)
 Six players scored in double figures: Carsen Edwards (21 pts), Vincent Edwards (15 pts), P.J. Thompson (15 pts), Caleb Swanigan (14 pts), Dakota Mathias (12 pts) and Isaac Haas (10 pts), #17 Purdue (11-23-16)
 Double-Double: Kentan Facey (15 pts, 14 rebs), UConn (12-23-16)
 Double-Double with points and assists: Jabril Durham (12 points, 10 assists) at Arkansas (2-17-16)
 Two players had a double-double: Isaac Haas (10 pts, 10 rebs) and Caleb Swanigan (14 pts, 10 rebs), #17 Purdue (11-23-16)
 Triple-Double: Luke Kornet (11 pts, 11 rebs, 10 blks) at Vanderbilt (1-12-16)
 Had 15 rebounds: Michael Buchanan (15 reb), vs. USC Upstate (11-29-16)
 Had 20 rebounds: Murphy Holloway, at Ole Miss, (20 reb), (2-24-10)
 Had 10 assists: Jabril Durham, Arkansas, (10 assists), (2-17-16)
 Had 10 blocks: Luke Kornet, Vanderbilt (10 blk) (1-12-16)
 Had 5 blocks: Luke Kornet, Vanderbilt (10 blk) (1-12-16)
 Had 5 steals: J.J. Frazier, Georgia (5 steals) (12-29-16)

OPPONENT TEAM...

Shot less than 30% in a game: Florida A&M (21.9%, 14-64) (1-4-14)
 Shot less than 30% in a game (SEC): Alabama (28.6%, 14-49) (2-6-13)
 Shot less than 15% in a half: at Arkansas (14.8%, 4-27) (1-25-12)
 Shot 60% in a game: #17 Purdue, 64.3% (11/23/16)
 Shot 60% in a game (SEC): at Kentucky, 64.7% (2/21/15)

Shot 69% 3fgs in a game: vs. UTEP in Honolulu, 69.2% (9-13) (12-25-11)
 Shot 60% 3fgs in a game: #17 Purdue, 65.4% (17-26), (11-26-16)
 Shot 55% or better and lost: Tennessee State 56.5% (26-46) (11-26-13)
 Shot 55% or better and lost (SEC): Tennessee 59.2% (29-49) (2-7-09)
 Shot 30% or less and won (SEC): Alabama 26.2% (11-42) (2-23-11)
 Scored 100 points: at Kentucky (110 points), (2-21-15)
 Scored 60 points in a half: at Ole Miss (63 points in 2nd half), (2-15-06)
 Scored 70 points in a half: Northwestern State (72 pts in 2nd half), (11-15-13)
 Scored 15 points or under in a 1st half: Grambling (15 pts) (12-11-12)
 Scored 15 points or under in a 1st half (SEC): Georgia (15 pts) (2-1-12)
 Scored 15 points or under in a 2nd half (SEC): Alabama (14 pts) (2-6-13)
 Scored under 13 points in a 2nd half: Alabama A&M (12 points) (12-29-08)
 Scored under 40 points in a game: Alabama (37 points) (2-6-13)
 Scored under 50 points in a game (SEC): Florida (45 points) (1-20-11)
 Had 50 rebounds: USC Upstate (52 rebounds) (11-29-16)
 Had +20 rebound margin: +24 (51-27), #18 Texas A&M (3-1-16)
 Had 25 assists: at Kentucky (25 assists), (2-21-15)
 Had 15 steals: at Alabama A&M (15 steals) (12-1-09)
 Had 10 blocks: at UConn (10 blocks) (12-23-16)
 Failed to make a 3-point field goal: Dayton (0-24) in Chicago Invitational in Hoffmann Estates, Ill. (11-28-08) • set NCAA Record
 Attempted 40 free throws: vs. LSU (SECT) (44 attempts), (3-13-15)
 Attempted 40 free throws (SEC): vs. LSU (SECT) (44 attempts), (3-13-15)
 Attempted less than 10 free throws: LSU (3-8) (2-24-15)
 Made 30 free throws: vs. Kentucky (SECT) (30-35) (3-14-15)
 Attempted at least 30 free throws in a half: at LSU (26-36 - 2nd Half) (2-8-14)
 Made at least 18 3-point field goals: Samford (18-of-33) (11-19-10)
 Made at least 10 3-point fgs: Mercer (10-of-25) (12-18-16)

LARGEST LEAD/LARGEST DEFICIT

Date	Opponent	Result	Largest Lead	Largest Deficit	Tied	Lead Changes
Nov. 11	North Florida	W, 83-66	30 (61-31; 15:46, 2nd)	2 (2-0; 19:24, 1st)	1	1
Nov. 14	(1) Georgia State	W, 83-65	19 (82-63; :48, 2nd)	3 (5-2; 17:11, 1st)	9	6
Nov. 17	(1) Eastern Kentucky	W, 85-64	21 (85-64; :07, 2nd)	6 (27-21; 6:45, 1st)	1	2
Nov. 22	(2) vs. Texas Tech	W, 67-65	19 (42-23; 16:18, 2nd)	--	0	0
Nov. 23	(2) vs. #17 Purdue	L, 71-96	3 (23-20; 9:31, 1st)	27 (94-67; 1:10, 2nd)	3	14
Nov. 29	USC-Upstate	W, 90-83	18 (36-18; 6:47, 1st)	--	0	0
Dec. 3	at UAB	W, 74-70	11 (66-55; 6:31, 2nd)	7 (23-16; 8:44, 1st)	4	7
Dec. 12	(3) vs. Boston College	L, 71-72	4 (69-65; 2:00, 2nd)	10 (12-2; 16:03, 1st)	3	6
Dec. 15	Coastal Carolina	W, 117-72	52 (117-65; 1:18, 2nd)	--	0	0
Dec. 18	Mercer	W, 76-74	6 (61-55; 9:11, 2nd)	7 (29-22; 3:51, 1st)	12	16
Dec. 21	(4) vs. Oklahoma	W, 74-70	17 (45-28; 16:41, 2nd)	2 (2-0; 19:13, 1st)	1	3
Dec. 23	at UConn	W, 70-67 (OT)	6 (58-52; 4:49, 2nd)	7 (12-5; 11:57, 1st)	5	13
Dec. 29	Georgia	L, 84-96	13 (33-20; 9:29, 1st)	15 (96-81; :58, 2nd)	3	1
Jan. 4	at Vanderbilt					
Jan. 7	Ole Miss					
Jan. 10	at Missouri					
Jan. 14	at Kentucky					
Jan. 18	LSU					
Jan. 21	Alabama					
Jan. 24	at South Carolina					
Jan. 28	(5) at TCU					
Jan. 31	Tennessee					
Feb. 4	at Alabama					
Feb. 7	Mississippi State					
Feb. 11	at Ole Miss					
Feb. 14	Florida					
Feb. 18	at Texas A&M					
Feb. 21	at LSU					
Feb. 25	Arkansas					
Mar. 1	at Georgia					
Mar. 4	Missouri					
Mar. 8-12	(5) SEC Tournament					

(1) Cancun Challenge (Auburn, AL); (2) Cancun Challenge (Cancun, Mexico); (3) Under Armour Reunion (New York, NY); (4) Basketball Hall of Fame's Birthday of Basketball (Uncasville, CT); (5) SEC/Big 12 Challenge (Fort Worth, Texas); (6) SEC Tournament (Nashville, TN • Bridgestone Arena)

SPECIALTY STATS

Date	Opponent	W/L	(Auburn-Opponent)				
			Off Turnovers	2nd Chance	Paint	Fast Break	Bench
Nov. 11	North Florida	W	19-21	8-11	20-26	12-7	24-31
Nov. 14	(1) Georgia State	W	16-13	17-8	32-30	6-12	17-13
Nov. 17	(1) Eastern Kentucky	W	15-6	26-6	38-26	11-5	30-22
Nov. 22	(2) vs. Texas Tech	W	23-5	12-4	28-26	9-2	16-20
Nov. 23	(2) vs. #17 Purdue	L	25-21	8-12	30-32	6-6	32-30
Nov. 29	USC-Upstate	W	21-10	19-12	50-32	18-13	37-41
Dec. 3	at UAB	W	19-10	7-8	22-36	8-10	17-23
Dec. 12	(3) vs. Boston College	L	19-8	14-8	22-36	6-12	12-13
Dec. 15	Coastal Carolina	W	26-14	20-10	32-20	4-8	45-30
Dec. 18	Mercer	W	22-12	8-17	20-20	2-4	26-12
Dec. 21	(4) vs. Oklahoma	W	13-17	4-9	22-32	4-4	21-22
Dec. 23	at UConn	W	13-14	11-6	38-28	11-6	18-11
Dec. 29	Georgia	L	19-14	12-12	34-42	6-4	23-7
Jan. 4	at Vanderbilt						
Jan. 7	Ole Miss						
Jan. 10	at Missouri						
Jan. 14	at Kentucky						
Jan. 18	LSU						
Jan. 21	Alabama						
Jan. 24	at South Carolina						
Jan. 28	(5) at TCU						
Jan. 31	Tennessee						
Feb. 4	at Alabama						
Feb. 7	Mississippi State						
Feb. 11	at Ole Miss						
Feb. 14	Florida						
Feb. 18	at Texas A&M						
Feb. 21	at LSU						
Feb. 25	Arkansas						
Mar. 1	at Georgia						
Mar. 4	Missouri						
Mar. 8-12	(6) SEC Tournament						

(1) Cancun Challenge (Auburn, AL); (2) Cancun Challenge (Cancun, Mexico); (3) Under Armour Reunion (New York, NY); (4) Basketball Hall of Fame's Birthday of Basketball (Uncasville, CT); (5) SEC/Big 12 Challenge (Fort Worth, Texas); (6) SEC Tournament (Nashville, TN • Bridgestone Arena)

Auburn-Vanderbilt Game Notes

• Game 3 •

Auburn 85, Eastern Kentucky 64
November 17, 2016
Auburn Arena
Auburn, Ala.

Mustapha Heron was perfect from the floor, and was pretty darn good most everywhere else. The Auburn freshman guard hit all eight of his shots from the floor and had a game-high 24 points and 10 rebounds to help the Tigers stop pesky Eastern Kentucky 85-64 in Auburn Arena. It wasn't all easy. Eastern Kentucky led most of the first half before Auburn took a 37-34 halftime lead. Auburn led 52-50, then the Tigers got hot. Heron didn't do it alone. Fellow freshman Danjel Purifoy scored 16 points and had eight rebounds, and graduate transfer Ronnie Johnson added 13 points while scoring the 1,000th point of his career. The Tigers improved to 3-0 for the second time in the last 10 years before heading off to Mexico for the Cancun Classic next week. Eastern Kentucky shot 32.8 percent, and only 28.9 percent in the second half. Auburn outrebounded the Colonels 51-31. Auburn hit five of seven shots during a second-half run to finally get some breathing room, at 55-48 with 11:09 remaining. The first half was anything but that. Auburn started slowing, hitting only two of its first 14 shots. Eastern Kentucky led 17-12 with 11:21 left in the first half. The Tigers were shooting a cool 26 percent overall, and 13 percent from 3-point line, when Eastern Kentucky led 22-19. But Auburn went on a 9-0 run to take a 37-32 lead. Eastern hit a shot at the halftime buzzer to make it 37-34. Purifoy was already hot by then with 13 points and six rebounds in the first half. The Colonels countered 16 3-point attempts, and 13 2-point attempts, in the first half.

Eastern Kentucky	FG	3FG	FT	O-D-T	F	TP	A	T	B	S	M
Nick Mayo, F	5-15	2-6	8-10	1-3-4	2	20	0	2	0	0	34
Zach Charles, F	1-1	0-0	0-0	0-2-2	1	2	0	3	0	1	8
Asante Gist, G	1-8	0-4	1-2	2-2-4	3	3	4	4	0	0	27
Isaac McGlone, G	1-7	1-6	0-0	1-1-2	5	3	2	2	0	0	17
J.Babb-Harrison, G	5-11	2-5	2-2	0-3-3	2	14	0	1	0	2	24
Marlon Adams	1-5	0-0	1-2	2-2-4	4	3	0	0	0	1	16
Deandre Dishman	4-7	0-0	0-0	3-1-4	4	8	0	1	1	1	28
Dillon Avare	4-9	3-8	0-0	2-0-2	2	11	0	1	0	0	31
Lachlan Anderson	0-1	0-1	0-0	0-0-0	0	0	0	0	0	0	1
Parker Chitty	0-3	0-3	0-0	0-3-3	2	0	3	0	0	1	14
Team				1-2-3							
Totals	22-67	8-33	12-16	12-19-31	25	64	9	14	1	6	200

FG%: 1st Half 11-29 .379, 2nd Half 11-38 .289, Game 22-67 .328; 3FG%: 1st Half 6-16 .375, 2nd Half 2-17 .118, Game 8-33 .242; FT%: 1st Half 6-8 .750, 2nd Half 6-8 .750, Game 12-16 .750; Deadball Rebounds: 6.

Auburn	FG	3FG	FT	O-D-T	F	TP	A	T	B	S	M
Horace Spencer, F	2-5	0-0	0-1	4-4-8	4	4	1	0	1	0	19
Danjel Purifoy, F	3-7	3-6	7-8	1-7-8	1	16	3	4	0	3	31
Jared Harper, G	1-7	1-4	3-6	0-0-0	1	6	2	1	0	0	23
Bryce Brown, G	1-6	0-2	3-6	1-5-6	2	5	3	0	0	2	23
Mustapha Heron, G	8-8	1-1	7-13	5-5-10	4	24	0	4	0	2	23
T.J. Dunans	1-9	0-1	1-2	1-5-6	0	3	0	3	0	0	17
LaRon Smith	2-2	0-0	0-0	2-2-4	2	4	0	2	2	0	21
Will Macoy	0-1	0-1	0-0	0-0-0	0	0	0	0	0	0	1
TJ Lang	1-3	1-3	1-2	1-2-3	2	4	1	0	0	1	16
Anfernee McLemore	3-3	0-0	0-0	2-2-4	0	6	0	0	1	0	9
Ronnie Johnson	5-8	0-0	3-4	0-1-1	2	13	4	1	0	1	17
Team				1-0-1							
Totals	27-59	6-18	25-42	18-33-51	18	85	14	15	4	9	200

FG%: 1st Half 10-29 .345, 2nd Half 17-30 .567, Game 27-59 .458; 3FG%: 1st Half 4-12 .333, 2nd Half 2-6 .333, Game 6-18 .333; FT%: 1st Half 13-21 .619, 2nd Half 12-21 .571, Game 25-42 .595; Deadball Rebounds: 10.

SCORE BY PERIODS	1	2	F
Eastern Kentucky (1-2)	34	30	--
Auburn (3-0)	37	48	--

OFFICIALS--Byron Jarrett, Karl Hess, Brian Shey
TECHNICAL FOULS--none
ATTENDANCE--6,987

• Game 4 •

Auburn 67, Texas Tech 65
November 22, 2016
Cancun Challenge Semifinals
Hard Rock Hotel Riviera Maya • Cancun, Mexico

Mustapha Heron scored 15 points, Danjel Purifoy had 11 points, 6 rebounds and 5 assists and Jared Harper 10 points as Auburn remained undefeated with a 67-65 win over Texas Tech in the Cancun Challenge semifinals in the Hard Rock Hotel Riviera Maya. LaRon Smith's block of Aaron Ross' drive in the lane saved it for Auburn as the ball was batted out and Zach Smith's desperation half court 3 missed wide right of the backboard. The Tigers are 4-0 for the first time since 2011-12 and for the second time in 10 years while Heron and Purifoy are the first Auburn freshmen to score in double digits in their first four college games since Scott Pohlman did it in 1997-98. Auburn used a 19-4 run to lead by as much as 42-23 with 15:53 remaining as it held Texas Tech without a field goal for 12:42. The Red Raiders then began to chip away at the Tiger lead. Ronnie Johnson hit a big 3-pointer to put an end to a 12-1 Texas Tech run that cut Auburn's lead to 53-45 with 7:52 to go. The Red Raiders cut it to four with 1:51 to play, but T.J. Dunans' steal and layup put Auburn ahead 65-59 with 1:18 left, but Tech quickly answered with a bucket. The Red Raiders trimmed it to two with 32 seconds left and after Harper split a pair of foul shots, Devon Thomas' layup closed the Auburn lead to 66-65 with :17 on the clock. Harper split another pair of foul shots to set up Smith's game-saving block. Auburn jumped out to 10-3 lead and then the Tigers had a stretch where its next five buckets were 3s en route to taking a 29-19 lead. Auburn pushed it to lead 34-19 with 4:52 to go in the half on the strength of an 11-0 run.

Auburn	FG	3FG	FT	O-D-T	F	TP	A	T	B	S	M
Horace Spencer, F	3-6	0-0	3-4	0-4-4	3	9	0	0	0	1	27
Danjel Purifoy, F	4-11	2-5	1-2	2-4-6	3	11	5	4	1	3	34
Jared Harper, G	2-5	0-3	6-10	1-1-2	4	10	3	1	0	1	26
Bryce Brown, G	2-8	2-6	0-0	0-0-0	0	6	0	1	0	0	19
Mustapha Heron, G	6-12	3-6	0-0	0-3-3	3	15	1	3	0	0	25
T.J. Dunans	4-7	0-2	1-2	0-6-6	0	9	2	3	1	2	24
LaRon Smith	1-1	0-0	2-2	3-1-4	3	4	0	0	1	1	13
TJ Lang	0-1	0-1	0-0	1-1-2	4	0	0	0	0	0	13
Anfernee McLemore	0-0	0-0	0-0	0-0-0	2	0	0	0	0	0	6
Ronnie Johnson	1-5	1-3	0-0	1-0-1	0	3	1	0	0	0	13
Team				1-2-3							
Totals	23-56	8-26	13-20	9-22-31	22	67	12	13	3	8	200

FG%: 1st Half 14-32 .438, 2nd Half 9-24 .375, Game 23-56 .411; 3FG%: 1st Half 5-13 .385, 2nd Half 3-13 .231, Game 8-26 .308; FT%: 1st Half 5-6 .833, 2nd Half 8-14 .571, Game 13-20 .650; Deadball Rebounds: 6.

Texas Tech	FG	3FG	FT	O-D-T	F	TP	A	T	B	S	M
Zach Smith, F	4-9	0-1	2-3	3-7-10	4	10	1	6	1	0	29
Aaron Ross, F	6-11	2-4	3-4	1-4-5	2	17	2	4	0	0	32
Anthony Livingston, F	1-8	1-5	0-0	0-1-1	0	3	1	1	0	0	21
Shadell Millinghaus, G	1-6	0-1	0-0	1-4-5	3	2	1	1	1	1	20
Keenan Evans, G	4-9	1-6	4-4	0-2-2	2	13	2	4	1	1	31
Devon Thomas	4-4	1-1	2-2	0-1-1	3	11	0	1	0	1	22
Justin Gray	3-7	0-0	3-4	2-5-7	5	9	2	0	0	2	25
Thomas Brandsma	0-0	0-0	0-0	0-1-1	0	0	0	0	0	0	4
Giovanni McLean	0-2	0-1	0-0	0-0-0	0	0	0	0	0	0	10
Matthew Temple	0-0	0-0	0-0	0-0-0	0	0	0	0	0	0	6
Team				0-2-2							
Totals	23-56	5-19	14-17	7-27-34	19	65	9	17	3	5	200

FG%: 1st Half 9-27 .333, 2nd Half 14-29 .483, Game 23-56 .411; 3FG%: 1st Half 1-8 .125, 2nd Half 4-11 .364, Game 5-19 .263; FT%: 1st Half 4-6 .667, 2nd Half 10-11 .909, Game 14-17 .824; Deadball Rebounds: 5.

SCORE BY PERIODS	1	2	F
Auburn (4-0)	38	29	--
Texas Tech (3-1)	23	42	--

OFFICIALS--Frank Spencer, Bill Ek, Jeremy Mosler
TECHNICAL FOULS--Lang, AU (14:22, 2nd); Gray, TT (14:22, 2nd)
ATTENDANCE-1,610

• Game 5 •

#17 Purdue 96, Auburn 71
November 23, 2016
Cancun Challenge Championship
Hard Rock Hotel Riviera Maya • Cancun, Mexico

No. 17 Purdue made 17-of-26 3s and shot 64 percent from the floor en route to a 96-71 victory over Auburn in the Cancun Challenge championship game. It was Auburn's first tournament final since winning the 2002 San Juan Shootout. Danjel Purifoy led the Tigers with 22 points and Mustapha Heron added 15 as both freshmen were named to the Cancun Challenge all-tournament team. Purifoy averaged 16.5 points and Heron 15.0 ppg. Purdue shot a torrid 76 percent from the floor and 75 percent (9-of-12) from 3 in the second half as the Boilermakers pulled away. Purifoy's 3 gave the Tigers a 44-43 lead less than a minute into the second half, but it was all Purdue after that. The Boilermakers went on a 35-10 run over the next 12 plus minutes to take a 78-54 lead with 6:45 to go. The Tigers forced 21 Boilermaker turnovers. After falling behind 40-29, Auburn closed the half on a 12-0 spurt before the Boilermakers' Carsen Edwards sank a 3 at the buzzer to give Purdue a 43-41 lead at intermission, the 12th lead change of the game. T.J. Dunans added 10 points for the Tigers while the Boilermakers placed six players in double figures, led by Carsen Edwards' 21 points on 4-of-5 treys off the bench. Vincent Edwards and P.J. Thompson added 15 points on 3 treys apiece. Caleb Swanigan had a double-double with 14 points and 10 rebounds to go along with Isaac Haas' 10 points and 10 rebounds. Heron and Purifoy are the first Auburn freshmen to score in double digits in their first five college games since All-American Wesley Person did it in his first 14 games in 1990-91.

Purdue	FG	3FG	FT	O-D-T	F	TP	A	T	B	S	M
Vincent Edwards, F	5-8	3-4	2-2	0-3-3	1	15	2	5	1	0	29
Caleb Swanigan, F	6-8	2-2	0-1	0-10-10	1	14	2	2	0	0	30
Isaac Haas, C	4-6	0-0	2-4	3-7-10	4	10	2	8	0	0	23
P.J. Thompson, G	6-9	3-6	0-2	2-1-3	1	15	2	2	0	1	31
Dakota Mathias, G	4-7	4-7	0-0	0-3-3	3	12	7	1	0	0	28
Jon McKeeman	0-0	0-0	0-0	0-0-0	0	0	0	0	0	0	1
Carsen Edwards	7-11	4-5	3-4	0-2-2	4	21	2	2	0	3	22
Basil Smotherman	2-2	0-0	0-0	1-0-1	4	4	2	0	0	1	15
Ryan Cline	1-2	1-2	0-0	0-2-2	0	3	0	0	0	0	9
Tommy Luce	0-0	0-0	0-0	0-0-0	0	0	0	0	0	0	1
Grady Eifert	1-1	0-0	0-0	0-0-0	0	2	0	0	0	0	2
Spike Albrecht	0-2	0-0	0-0	1-0-1	2	0	0	1	0	1	9
Team				1-3-4							
Totals	36-56	17-26	7-13	8-31-39	20	96	20	21	1	6	200

FG%: 1st Half 17-31 .548, 2nd Half 19-25 .760, Game 36-56 .643; 3FG%: 1st Half 8-14 .571, 2nd Half 9-12 .750, Game 17-26 .654; FT%: 1st Half 1-5 .200, 2nd Half 6-8 .750, Game 7-13 .538; Deadball Rebounds: 3.

Auburn	FG	3FG	FT	O-D-T	F	TP	A	T	B	S	M
Horace Spencer, F	0-1	0-0	0-0	1-1-2	3	0	0	0	0	2	14
Danjel Purifoy, F	6-11	4-9	6-6	2-1-3	2	22	0	2	0	2	32
Bryce Brown, G	0-4	0-3	0-0	0-0-0	1	0	0	1	0	0	14
Mustapha Heron, G	4-9	1-3	6-8	2-6-8	1	15	1	2	0	1	28
Ronnie Johnson, G	1-4	0-0	0-0	0-0-0	0	2	1	2	0	0	15
Jared Harper	3-9	1-6	1-2	0-1-1	3	8	2	1	0	2	25
T.J. Dunans	5-14	0-1	0-0	0-2-2	0	10	4	2	0	2	28
LaRon Smith	4-5	0-0	0-0	2-0-2	1	8	1	1	1	2	22
TJ Lang	0-2	0-2	2-2	0-1-1	2	2	0	1	0	1	13
Anfernee McLemore	2-2	0-0	0-0	0-0-0	3	4	0	1	0	0	9
Team				1-3-4							
Totals	25-61	6-24	15-18	8-15-23	16	71	9	13	3	10	200

FG%: 1st Half 13-31 .419, 2nd Half 12-30 .400, Game 25-61 .410; 3FG%: 1st Half 5-14 .357, 2nd Half 1-10 .100, Game

• Game 6 •

Auburn 90, USC Upstate 83
November 29, 2016
Auburn Arena
Auburn, Ala.

Mustapha Heron totaled 23 points, 6 rebounds and 3 assists and LaRon Smith added 15 points and 5 rebounds as Auburn led from start to finish in a 90-83 win over USC Upstate in Auburn Arena. Jared Harper added 10 points, 4 rebounds, 4 assists and 2 steals while Ronnie Johnson had 10 points and three assists off the bench. Danjel Purifoy dished out 9 assists to go along with 6 points and 4 rebounds. Auburn scored the first five points, led 9-2 and extended its lead to 23-10 nine minutes in. The Tigers scored eight straight points to take its largest lead of the game at 36-18 with 6:47 left. USC Upstate used a 13-0 run to cut the lead to 36-31 with 4:23 left, but Auburn answered with a 13-1 run bridging both halves to take a 49-32 lead. The Tigers held a 42-32 lead at the half. Auburn cruised for most of the second half, leading 66-49 with 11:48 to play, but USC Upstate had a 12-2 run to cut the Tigers' lead to 84-79 with 1:26 to go. 7-foot, 285-pound center Michael Buchanan led the Spartans with 20 points and 15 rebounds while Mike Cunningham added 20 points.

USC Upstate	FG	3FG	FT	O-D-T	F	TP	A	T	B	S	M
Josh Cuthbertson,F1-5	0-2	0-0	0-0	1-1-2	3	2	3	1	0	0	15
Philip Whittington,F4-10	1-1	0-0	0-0	3-2-5	1	9	1	3	1	0	16
Malik Moore, F	1-4	0-2	0-1	4-8-12	3	2	0	0	1	0	27
Mike Cunningham,G8-18	2-9	2-2	0-3	3-3-3	3	20	5	3	0	2	34
Deion Holmes, G	4-13	1-7	0-0	1-0-1	1	9	2	2	0	1	26
Jure Span	3-6	2-4	0-0	1-1-2	0	8	1	1	0	1	25
Ramel Thompkins 4-9	4-8	1-2	2-6	2-6-8	2	13	3	1	0	1	21
Carson Smith	0-0	0-0	0-0	0-0-0	3	0	0	0	0	0	6
Thomas Booker	0-0	0-0	0-0	0-0-0	1	0	0	1	0	0	3
Michael Buchanan 7-11	0-0	6-9	5-10	15-2	2	20	1	3	1	0	27
Team				2-2-4							
Totals	32-76	10-33	9-14	19-33-52	19	83	16	15	3	5	200

FG%: 1st Half 12-34 .353, 2nd Half 20-42 .476, Game 32-76 .421; 3FG%: 1st Half 5-15 .333, 2nd Half 5-18 .278, Game 10-33 .303; FT%: 1st Half 3-7 .429, 2nd Half 6-7 .857, Game 9-14 .643; Deadball Rebounds: 4.

Auburn	FG	3FG	FT	O-D-T	F	TP	A	T	B	S	M
Horace Spencer,F 3-4	0-0	1-3	1-3	1-3-4	3	7	0	0	1	0	15
Danjel Purifoy, F	2-8	0-4	2-2	0-4-4	2	6	9	2	0	1	32
Jared Harper, G	4-8	2-6	0-0	0-4-4	1	10	4	1	0	2	24
Bryce Brown, G	3-12	1-7	0-1	1-1-2	1	7	0	0	0	3	21
Mustapha Heron,G 7-12	2-5	7-7	1-5	1-5-6	2	23	3	1	1	0	26
T.J. Dunans	1-6	0-3	1-2	0-4-4	1	3	2	2	1	0	19
LaRon Smith	7-11	0-0	1-3	5-0-5	5	15	2	1	1	1	21
TJ Lang	1-3	0-2	1-3	0-3-3	2	3	0	0	0	1	14
Anfernee McLemore 3-4	0-0	0-1	2-1	1-3	1	6	0	0	0	0	12
Ronnie Johnson,G 4-9	2-5	0-0	0-2	0-2-2	0	10	3	0	0	1	16
Team				2-2-4							
Totals	35-77	7-32	13-22	14-27-41	18	90	23	7	4	9	200

FG%: 1st Half 16-41 .390, 2nd Half 19-36 .528, Game 35-77 .455; 3FG%: 1st Half 4-15 .267, 2nd Half 3-17 .176, Game 7-32 .219; FT%: 1st Half 6-9 .667, 2nd Half 7-13 .538, Game 13-22 .591; Deadball Rebounds: 3.

SCORE BY PERIODS	1	2	F
USC Upstate (3-4)	32	51	--
Auburn (5-1)	42	48	--
			90

OFFICIALS--Tony Henderson, Ron Groover, Todd Austin
TECHNICAL FOULS--none
ATTENDANCE-6,504

• Game 7 •

Auburn 74, UAB 70
December 3, 2016
Bartow Arena
Birmingham, Ala.

Not even teammate Mustapha Heron could calculate just how hot Jared Harper was. Make it five 3s in the first half. And it helped Auburn beat UAB 74-70 in front of 8,728 fans in Bartow Arena. The Tigers hit 11 of their 27 3-point attempts, including those five from Harper in the first half, and three from Danjel Purifoy in the second half. Harper led Auburn with a career-high 21 points. Purifoy added 16 and Heron scored 11. Auburn improved to 6-1, winning its first true road game of the season. Harper kept Auburn close in the first half, then Purifoy got the hot hand with consecutive 3s as Auburn went on a 7-0 run to take a 53-47 lead with 11:57 remaining. The Tigers were shooting 59 percent in the second half when it led 66-55. It was a tight game in the first half, and again late. Auburn hit 3s, sure enough, but UAB countered with dunks for a 37-33 halftime lead. Auburn led by 11 with 6:30 remaining. UAB closed the gap in the final minute. A good portion of the Bartow Arena fans cheered for Auburn, and they roared as the 3-pointers found their mark. Pearl said he was thankful for the Auburn turnout. It was the 19th meeting between the state schools, though just the second since 1999. It was Pearl who agreed to renew the series last season. He's 2-0 against the Blazers since.

Auburn	FG	3FG	FT	O-D-T	F	TP	A	T	B	S	M
Horace Spencer,F 1-4	0-0	0-3	4-3-7	5	2	2	1	2	2	1	17
Danjel Purifoy, F	4-12	4-9	4-4	0-5-5	3	16	0	1	0	0	35
Jared Harper, G	5-10	5-8	6-9	1-4-5	3	21	3	0	0	0	26
Bryce Brown, G	3-7	1-4	0-0	0-0-0	2	7	1	1	2	1	22
Mustapha Heron,G 3-9	0-1	5-6	3-4-7	2	11	1	3	0	0	0	27
T.J. Dunans	3-7	0-1	0-0	0-2-2	1	6	3	1	0	2	19
LaRon Smith	0-0	0-0	0-0	0-1-1	4	0	0	0	3	0	19
TJ Lang	1-3	1-3	0-0	0-0-0	0	3	0	0	0	0	13
Anfernee McLemore 0-2	0-0	0-0	0-1-1	2	0	0	0	0	0	1	8
Ronnie Johnson,G 4-5	0-1	0-0	0-1-1	3	8	0	1	0	2	1	14
Team				0-2-2							
Totals	24-59	11-27	15-22	8-23-31	25	74	10	10	7	8	200

FG%: 1st Half 11-32 .344, 2nd Half 13-27 .481, Game 24-59 .407; 3FG%: 1st Half 8-18 .444, 2nd Half 3-9 .333, Game 11-27 .407; FT%: 1st Half 3-4 .750, 2nd Half 12-18 .667, Game 15-22 .682; Deadball Rebounds: 3.

UAB	FG	3FG	FT	O-D-T	F	TP	A	T	B	S	M
Chris Cokley, F	3-7	0-0	2-2	2-5-7	5	8	1	2	0	0	16
William Lee, F	5-10	2-5	1-1	1-5-6	2	13	2	3	1	0	25
Hakeem Baxter, G	5-8	0-1	2-4	0-3-3	2	12	0	2	0	1	31
Deion Lavender, G	1-2	0-1	2-2	0-1-1	3	4	7	0	0	0	21
Dirk Williams, G	3-9	2-7	2-2	0-2-2	4	10	1	0	1	0	23
Denzell Watts	1-6	0-4	4-6	0-4-4	1	6	1	0	0	0	22
Javien Williams	2-3	0-1	0-0	1-0-1	1	4	0	1	1	0	14
Tosin Mehinti	1-5	0-0	6-6	2-5-7	1	8	0	0	1	0	26
Tyler Madison	2-3	0-1	1-4	1-4-5	4	5	1	0	0	1	22
Team				2-2-4							
Totals	23-53	4-20	20-27	9-31-40	23	70	13	15	4	2	200

FG%: 1st Half 11-22 .500, 2nd Half 12-31 .387, Game 23-53 .434; 3FG%: 1st Half 2-8 .250, 2nd Half 2-12 .167, Game 4-20 .200; FT%: 1st Half 13-15 .867, 2nd Half 7-12 .583, Game 20-27 .741; Deadball Rebounds: 5.

SCORE BY PERIODS	1	2	F
Auburn (6-1)	33	41	--
UAB (4-4)	37	33	--
			70

OFFICIALS--Antinio Petty, Garrett Shannon, Karl Hess
TECHNICAL FOULS--Chris Cokley, UAB (8:24, 2nd)
ATTENDANCE-8,728 (c)

• Game 8 •

Boston College 72, Auburn 71
December 3, 2016
Under Armour Reunion
Madison Square Garden • New York, N.Y.

The lights weren't too bright for Danjel Purifoy, but not even a career night for the freshman could carry Auburn to victory in Madison Square Garden. Purifoy scored 27 points and rallied the Tigers in the second half before Boston College scored on a tip-in with 0.2 seconds left for a 72-71 win. Auburn trailed by 10 in the first half before taking its first lead with 61-60 with 6:46 left. The teams traded leads from there, keeping the 1,000 Auburn fans on the edge of their seats. Purifoy tried. He hit two pressure-packed free throws with 7.5 seconds left to put the Tigers up by one. But Boston College had just enough time to win the first game of the Under Armour Reunion. Purifoy had his points and fellow freshman Mustapha Heron added 15 as Auburn's only other double-figure scorer. That stat sheet had something for both teams. Auburn's Horace Spencer had six blocks and the Tigers had 11 as a team. But Boston College out-rebounded Auburn 49-32. Auburn and Boston College combined for 38 turnovers and combined to miss 32 3-point attempts. Still, it came to a tip-in. The Tigers trailed by three, or four, or five, forever in the second half despite coming out of the break hitting only one of its first nine shots. But Auburn kept shooting for that 61-60 lead. That was prelude to a wild final minute.

Auburn	FG	3FG	FT	O-D-T	F	TP	A	T	B	S	M
Horace Spencer,F 3-6	0-0	1-3	0-4-4	4	7	0	1	6	4	2	24
Danjel Purifoy, F	8-14	4-7	7-7	1-4-5	1	27	2	2	0	2	36
Jared Harper, G	2-10	1-6	0-1	0-2-2	2	5	3	0	0	1	25
Bryce Brown, G	1-8	1-5	2-2	1-1-2	4	5	1	2	2	0	28
Mustapha Heron,G 3-9	0-2	9-10	2-5-7	4	15	1	5	1	0	2	29
LaRon Smith	0-1	0-0	0-0	0-3-3	2	0	0	2	2	2	16
TJ Lang	2-3	2-3	0-0	0-1-1	0	6	1	2	0	2	17
Anfernee McLemore 1-1	0-0	0-0	2-0-2	0	2	0	0	0	0	0	4
Ronnie Johnson,G 2-8	0-2	0-0	0-3-3	2	4	1	2	0	2	2	21
Team				1-2-3							
Totals	22-60	8-25	19-23	7-25-32	19	71	9	16	11	13	200

FG%: 1st Half 13-31 .419, 2nd Half 9-29 .310, Game 22-60 .367; 3FG%: 1st Half 5-11 .455, 2nd Half 3-14 .214, Game 8-25 .320; FT%: 1st Half 8-10 .800, 2nd Half 11-13 .846, Game 19-23 .826; Deadball Rebounds: 1.

Boston College	FG	3FG	FT	O-D-T	F	TP	A	T	B	S	M
Connar Tava, F	1-3	0-1	0-0	0-5-5	4	2	1	2	0	0	20
AJ Turner, F	5-10	2-5	1-3	1-3-4	1	13	4	4	0	0	35
Mo Jefferson, F	2-5	0-0	2-2	3-4-7	3	6	1	1	0	2	26
Ky Bowman, G	5-10	3-5	2-5	0-2-2	2	15	2	2	0	2	32
Jerome Robinson 8-18	1-4	6-9	2-9-11	4	23	1	8	0	3	3	38
Ty Graves	1-2	0-1	0-0	0-0-0	0	2	0	0	0	0	8
Garland Owens	0-0	0-0	0-0	0-2-2	3	0	0	1	0	0	10
JohnCarlos Reyes	0-0	0-0	0-0	0-0-0	0	0	0	0	0	0	0
Nik Popovic	4-5	0-1	0-0	1-4-5	1	8	1	1	1	0	13
Jordan Chatman	1-8	1-5	0-0	0-3-3	3	3	2	3	1	1	17
Team				7-3-10							
Totals	27-61	7-22	11-19	14-35-49	21	72	12	22	3	6	200

FG%: 1st Half 15-32 .469, 2nd Half 12-29 .414, Game 27-61 .443; 3FG%: 1st Half 6-12 .500, 2nd Half 1-10 .100, Game 7-22 .318; FT%: 1st Half 7-11 .636, 2nd Half 4-8 .500, Game 11-19 .579; Deadball Rebounds: 2.

SCORE BY PERIODS	1	2	F
Auburn (6-2)	39	32	--
Boston College (5-5)	43	29	--
			72

OFFICIALS--James Breeding, Michael Stephens, Don Daily
TECHNICAL FOULS--none
ATTENDANCE-7,558

Auburn-Vanderbilt Game Notes

• Game 9 •

Auburn 117, Coastal Carolina 72
December 15, 2016
Auburn Arena
Auburn, Ala.

Danjel Purifoy was hot and, this time, the rest of the Auburn basketball team was toasty, too. Auburn set a school record and matched an SEC mark with 21 3-pointers in an eye-popping 117-72 win over Coastal Carolina in Auburn Arena. Purifoy scored 27 points for the second straight game, hit five of those 3-pointers for good measure and was in the middle of 23-0 first-half run that knocked out Coastal. Jared Harper set the tone with three quick 3-pointers. The Tigers just kept shooting. Reserve Will McCoy broke the school 3-point record with three minutes left. Nine Tigers hit at least one 3. It was also a rebound performance from a last-second loss to Boston College on Monday night in Madison Square Garden. Mustapha Heron added 17 points, Ronnie Johnson had 11 and T.J. Dunans had 10. McLemore filled in nicely with nine points and a game-high eight rebounds. The Tigers went on a 23-0 run to take a 48-22 lead, made it a 29-2 run for a 54-24 lead and finished the first half on a 31-5 run to make it 56-27 at the half. Purifoy picked up where he left off from Monday's 27-point performance in Madison Square Garden. He had 17 points early Thursday. Purifoy had 25 points with 14 minutes to play.

Coastal Carolina	FG	3FG	FT	O-D-T	F	TP	A	T	B	S	M
Amidou Bamba, F	1-4	0-0	0-2	3-4-7	1	2	2	1	0	0	19
Demario Beck, F	2-12	0-7	0-0	4-2-6	3	4	0	0	0	0	24
Jaylen Shaw, G	3-10	0-3	0-0	0-2-2	2	6	2	3	0	1	27
Elijah Wilson, G	7-21	5-14	3-5	0-2-2	3	22	0	4	0	2	30
Colton Ray-St Cyr, G	3-7	2-5	0-0	0-3-3	3	8	3	1	0	1	23
Jaylan Robertson	4-7	0-3	4-4	1-1-2	3	12	3	2	0	2	20
Artur Labinowicz	3-9	1-3	2-4	0-2-2	1	9	1	3	0	2	20
Jos Williams-Powell	2-6	0-1	4-6	2-3-5	3	8	0	1	0	1	19
Josh Coleman	0-2	0-0	1-2	4-1-5	1	1	0	1	0	0	18
Team				4-2-6							
Totals	25-78	8-36	14-23	18-22-40	20	72	11	16	0	9	200

FG%: 1st Half 10-38 .263, 2nd Half 15-40 .375, Game 25-78 .321; 3FG%: 1st Half 4-18 .222, 2nd Half 4-18 .222, Game 8-36 .222; FT%: 1st Half 3-7 .429, 2nd Half 11-16 .688, Game 14-23 .609; Deadball Rebounds: 6.

Auburn	FG	3FG	FT	O-D-T	F	TP	A	T	B	S	M
Danjel Purifoy, F	9-14	5-10	4-4	1-6-7	1	27	1	1	0	3	27
LaRon Smith, F	2-3	0-0	0-0	3-4-7	4	4	0	2	2	0	19
Jared Harper, G	5-6	5-6	1-2	0-2-2	1	16	7	2	0	1	24
Mustapha Heron, G	5-8	1-2	6-7	2-5-7	2	17	4	5	2	2	27
TJ Lang, G	3-6	1-4	1-2	2-0-2	2	8	2	1	0	0	18
T.J. Dunans	4-11	2-7	0-0	0-3-3	3	10	5	1	2	1	22
Patrick Keim	0-1	0-1	0-0	0-1-1	0	0	1	1	0	0	5
Will Macoy	3-5	2-4	0-0	0-1-1	0	8	0	0	0	1	5
Anfernee McLemore	4-6	1-1	0-1	2-6-8	3	9	0	1	2	0	18
Mike Cohen	0-0	0-0	0-0	0-0-0	0	0	0	1	0	0	3
Devin Waddell	2-3	2-2	1-2	0-2-2	0	7	0	1	0	0	10
Ronnie Johnson, G	3-8	2-4	3-4	0-3-3	0	11	0	0	0	0	16
Cole Blackstock	0-0	0-0	0-0	0-2-2	0	0	0	0	0	0	3
Trey Tate	0-1	0-1	0-0	0-0-0	1	0	0	0	0	0	3
Team				1-2-3							
Totals	40-72	21-42	16-22	11-37-48	19	117	21	15	8	8	200

FG%: 1st Half 20-37 .541, 2nd Half 20-35 .571, Game 40-72 .556; 3FG%: 1st Half 10-19 .526, 2nd Half 11-23 .478, Game 21-42 .500; FT%: 1st Half 6-8 .750, 2nd Half 10-14 .714, Game 16-22 .727; Deadball Rebounds: 6.

SCORE BY PERIODS	1	2	F	
Coastal Carolina (5-7)	27	45	--	72
Auburn (7-2)	56	61	--	117

OFFICIALS--Ray Natilli, Tony Henderson, Vladimir Yoyard-Tadal
TECHNICAL FOULS--none
ATTENDANCE-7,333

• Game 10 •

Auburn 76, Mercer 74
December 18, 2016
Auburn Arena
Auburn, Ala.

Austin Wiley received a nice ovation when he took the floor in his first-ever college basketball game, but the biggest cheer was saved for the very last second and T.J. Dunans. Dunans hit the game-winning 3-point shot as time expired to send Auburn past Mercer 76-74 to the delight of an Auburn Arena crowd and to make Wiley's much-anticipated Auburn debut a success. The crowd roared and Dunans was hoisted on the shoulders of his teammates after the game-winner from the corner, a catch-and-shoot after Auburn inbounded with just 1.4 seconds remaining. Wiley, the five-star player and the son of former Auburn stars Vickie Orr and Aubrey Wiley, turned in a solid performance in his debut in front of his parents, scoring nine points, grabbing three rebounds and blocking two shots in 15 minutes. Wiley put Auburn ahead 71-69 with 45 seconds remaining before Mercer retook the lead. No problem. Dunans grabbed the spotlight with the game-winner. The inbound play wasn't designed for Dunans. It was supposed to go to Danjel Purifoy or Jared Harper. But when that didn't open, Mustapha Heron looked for the tallest player, and there was Dunans along the sideline in front of the Auburn bench. Dunans was 0-for-the-season from the 3-point arc before hitting two 3-pointers the last time out against Coastal Carolina. Sunday, he hit one, then two and then the game-winner against as time ran out. Mustapha Heron led Auburn with 21 points, Dunans added 13 and TJ Lang scored 11 as the Tigers improved to 8-2. Ria'n Holland led Mercer with 24 as the Bears fell to 5-6. Wiley made his debut with 12:55 left in the first half. He promptly got in the box score when he was fouled and hit a free throw.

Mercer	FG	3FG	FT	O-D-T	F	TP	A	T	B	S	M
Desmond Ringer, F	2-4	0-0	2-4	4-2-6	4	6	0	5	0	0	21
Stephon Jelks, F	3-8	0-4	3-4	3-6-9	4	9	1	1	0	0	30
Jordan Strawberry, G	5-13	3-6	0-0	0-5-5	1	13	6	3	0	1	36
Ria'n Holland, G	9-20	3-8	3-5	3-3-6	4	24	2	0	0	1	38
Demetre Rivers, G	4-8	2-4	0-0	4-2-6	5	10	0	2	0	0	31
Cory Kilby	1-2	1-1	0-0	0-2-2	1	3	0	2	0	0	11
Ryan Johnson	0-1	0-1	4-4	0-1-1	2	4	1	0	0	0	9
Darius Roy	0-0	0-0	0-0	0-0-0	0	0	0	0	0	0	0+
Rashad Lewis	1-1	1-1	0-0	0-0-0	1	3	1	0	0	0	4
JJ N'Ganga	1-2	0-0	0-0	1-1-2	2	2	0	2	0	0	18
Andrew Fishler	0-0	0-0	0-0	0-0-0	1	0	0	0	0	0	2
Team				1-3-4							
Totals	26-59	10-25	12-17	16-25-41	25	74	11	15	0	2	200

FG%: 1st Half 12-27 .444, 2nd Half 14-32 .438, Game 26-59 .441; 3FG%: 1st Half 3-12 .250, 2nd Half 7-13 .538, Game 10-25 .400; FT%: 1st Half 5-8 .625, 2nd Half 7-9 .778, Game 12-17 .706; Deadball Rebounds: 2.

Auburn	FG	3FG	FT	O-D-T	F	TP	A	T	B	S	M
Danjel Purifoy, F	1-8	0-5	5-6	1-5-6	4	7	0	1	0	1	27
LaRon Smith, F	1-2	0-0	4-4	1-1-2	4	6	1	0	1	0	11
Jared Harper, G	1-5	1-5	2-2	0-1-1	0	5	3	0	0	1	26
Mustapha Heron, G	7-12	2-4	5-9	1-2-3	3	21	2	4	0	1	28
TJ Lang, G	3-5	3-5	2-2	0-1-1	3	11	1	1	0	0	22
T.J. Dunans	4-6	3-4	2-2	0-5-5	4	13	3	1	0	0	31
Anfernee McLemore	1-3	0-0	0-0	2-1-3	0	2	0	0	0	0	14
Devin Waddell	0-0	0-0	0-0	0-0-0	0	0	0	0	0	0	7
Ronnie Johnson, G	0-4	0-1	2-2	1-0-1	0	2	5	0	1	1	19
Austin Wiley	2-5	0-0	5-8	1-2-3	2	9	0	0	2	0	15
Team				0-1-1							
Totals	20-50	9-24	27-35	7-19-26	20	76	15	7	3	4	200

FG%: 1st Half 9-27 .333, 2nd Half 11-23 .478, Game 20-50 .400; 3FG%: 1st Half 5-15 .333, 2nd Half 4-9 .444, Game 9-24 .375; FT%: 1st Half 7-8 .875, 2nd Half 20-27 .741, Game 27-35 .771; Deadball Rebounds: 7.

SCORE BY PERIODS	1	2	F	
Mercer (5-6)	32	42	--	74
Auburn (8-2)	30	46	--	76

OFFICIALS--Mike Nance, Mike Eades, Nate Green
TECHNICAL FOULS--none
ATTENDANCE-7,991

• Game 11 •

Auburn 74, Oklahoma 70
December 21, 2016
Hall of Fame's Birthday of Basketball
Mohegan Sun Arena • Uncasville, Conn.

Happy birthday basketball and T.J. Dunans. You both got to celebrate in the Hall of Fame's Birthday of Basketball Game in Uncasville, Conn. Dunans celebrated his 24th birthday with a career-high 21 points and Mustapha Heron was solid playing in front of his home-state fans as Auburn beat Oklahoma 74-70. Dunans, who was last seen hitting the game-winning buzzer-beating shot to top Mercer on Sunday, scored a career-high 21 points Wednesday as basketball celebrated its 125th birthday in the Mohegan Sun Arena. Heron, from Waterbury, Conn., scored 15 points and grabbed 12 rebounds in front of fans who made the trip to see their hometown star play. Jared Harper had a big second half and scored 21, making 11-of-12 foul shots, including 7-of-8 in the final 2:35. Seventeen-year-old Austin Wiley made his first college start in his second college game as Auburn started four freshmen for the first time since the 2005-06 season. The Sooners started poorly, but suddenly shot themselves with 3 points in the second half. Pearl said Dunans, the old man as senior, "was a very calming influence" as Auburn beat back Oklahoma's run. Wiley had six points, three rebounds, a block and a steal in his second game. He's practiced less than a week with his Tigers. Auburn, which is sometimes on the wrong side of the rebounding stat sheet, outrebounded Oklahoma 45-41. The first half was short on offense. The teams only hit three of their first 21 shots when Oklahoma led 5-4. Auburn picked it up. The Sooners tried. Oklahoma had hit just four of their first 23 shots when Auburn led 19-10. Auburn shot 39 percent in the first half. The Sooners, a Final Four team a year ago, shot 24 percent. Auburn led 34-22 at the break. Oklahoma closed to three during a stretch in the second half when Auburn didn't hit a field goal for more than six minutes. But Harper got hot and Auburn went ahead 58-46 with 6:51 left.

Auburn	FG	3FG	FT	O-D-T	F	TP	A	T	B	S	M
Danjel Purifoy, F	2-4	2-3	0-0	0-7-7	4	6	1	3	0	0	18
Austin Wiley, C	2-3	0-0	2-4	2-1-3	3	6	1	4	2	1	18
Jared Harper, G	4-11	2-6	11-12	1-2-3	1	21	1	1	0	2	31
Mustapha Heron, G	5-10	2-4	3-4	2-10-12	3	15	0	7	0	4	30
TJ Lang, G	1-2	1-2	2-2	0-3-3	4	5	0	1	0	1	24
T.J. Dunans	8-14	1-4	4-7	0-4-4	3	21	5	3	1	0	32
LaRon Smith	0-3	0-0	0-0	0-1-1	3	0	0	1	2	0	9
Anfernee McLemore	0-0	0-0	0-0	0-1-1	2	0	0	1	2	0	11
Devin Waddell	0-1	0-1	0-0	0-2-2	2	0	1	0	0	0	17
Ronnie Johnson, G	0-2	0-2	0-0	0-2-2	0	0	1	1	0	0	10
Team				3-4-7							
Totals	22-50	8-22	22-29	8-37-45	25	74	10	23	7	8	200

FG%: 1st Half 11-28 .393, 2nd Half 11-22 .500, Game 22-50 .440; 3FG%: 1st Half 4-14 .286, 2nd Half 4-8 .500, Game 8-22 .364; FT%: 1st Half 8-8 1.000, 2nd Half 14-21 .667, Game 22-29 .759; Deadball Rebounds: 3.

Oklahoma	FG	3FG	FT	O-D-T	F	TP	A	T	B	S	M
Kristian Doolittle, F	2-5	1-1	2-2	3-4-7	2	7	0	1	1	1	19
Khadeem Lattin, F	2-10	0-0	2-2	1-4-5	4	6	0	1	0	2	17
Rashard Odomes, G	5-13	0-0	2-5	2-2-4	2	12	2	2	0	1	33
Christian James, G	3-13	1-5	3-4	1-4-5	4	10	2	1	0	0	32
Jordan Shepherd, G	4-8	1-2	4-4	0-0-0	4	13	3	3	1	1	28
Darrion Strong	1-4	0-3	0-0	0-1-1	3	2	0	2	1	0	12
Jamuni McNeace	2-6	0-0	4-7	4-3-7	5	8	0	2	0	0	23
Matt Freeman	2-3	2-2	2-2	1-1-2	0	8	1	0	0	0	11
Kameron McGusty	2-7	0-2	0-0	1-1-2	3	4	1	2	0	0	15
Dante Buford	0-3	0-2	0-0	0-1-1	0	0	0	0	0	0	10
Team				4-3-7							
Totals	23-72	5-17	19-26	17-24-41	27	70	9	14	3	5	200

FG%: 1st Half 8-34 .235, 2nd Half 15-38 .395, Game 23-72 .319; 3FG%: 1st Half 1-9 .111, 2nd Half 4-8 .500, Game 5-17 .294; FT%: 1st Half 5-8 .625, 2nd Half 14-18 .778, Game 19-26 .731; Deadball Rebounds: 2.

SCORE BY PERIODS	1	2	F	
Auburn (9-2)	34	40	--	74
Oklahoma (6-5)	22	48	--	70

OFFICIALS--Ron Tybruski, DJ Cartensen, Courtney Green
TECHNICAL FOULS--none
ATTENDANCE-3,462

• Game 12 •

Auburn 70, UConn 67 (ot)
December 23, 2016
XL Center
Hartford, Conn.

Auburn's trip to Connecticut was full of holiday cheer. Jared Harper scored 22 and the Tigers beat UConn 70-67 in overtime in Hartford on Friday, two days after knocking off Oklahoma in Connecticut, too. The holiday trip had Auburn coach Bruce Pearl in a festive mood. Harper hit the go-ahead basket with 27 seconds remaining after Danjel Purifoy hit a 3, his only field goal of the game, to tie it. Auburn, winning in both Uncasville and Hartford days apart, improved to 10-2, the best start since the 2002-03 season. Pearl acknowledged neither Oklahoma nor UConn is playing to its past standards. But the Tigers still won the games over nationally-recognized teams. The Tigers are heading to an early start to Southeastern Conference play against Georgia at home on Dec. 29. Their short Christmas break will include this week of winning. It was also a successful trip for Mustapha Heron, a high school star in his home-state Connecticut, who scored 15 points and had eight rebounds for Auburn after recording a double-double against Oklahoma. It wasn't easy for Auburn. The Tigers shot poorly in the first half. But Auburn hung around, traded the lead with UConn multiple times in the second half and led 66-60 with 1:20 remaining. The Huskies scored the last six points of regulation to force overtime. The Tigers scored the final six points in overtime to win it. Auburn, playing its fourth game in nine days, had trouble getting going through the first half and into the second. The Tigers hit just 2 of its first 14 shots, and though Auburn picked it up, they ended the first half shooting only 29 percent. But UConn missed an opportunity to pull away and led only 31-30 at halftime. The game was close the rest of the way as Auburn closed out its pre-conference schedule in a most successful way.

Auburn	FG	3FG	FT	O-D-T	F	TP	A	T	B	S	M
Danjel Purifoy, F	1-10	1-6	2-2	2-13-15	2	5	1	1	0	0	44
Austin Wiley, C	3-5	0-0	1-4	3-0-3	1	7	1	0	0	0	20
Jared Harper, G	8-17	1-5	5-6	0-5-5	1	22	5	3	0	4	33
Mustapha Heron, G	5-22	1-5	4-5	3-5-8	2	15	0	1	0	0	36
TJ Lang, G	1-4	1-3	0-1	2-0-2	1	3	0	0	0	0	24
Horace Spencer	0-0	0-0	0-0	0-0-0	1	0	0	1	1	0	3
T.J. Dunans	3-10	1-2	0-0	0-2-2	4	7	0	3	1	0	30
LaRon Smith	0-1	0-0	0-0	1-0-1	2	0	0	0	0	0	4
Anfernee McLemore	3-4	0-0	3-3	2-3-5	4	9	0	1	2	0	18
Devin Waddell	0-0	0-0	0-0	0-0-0	0	0	0	0	0	0	2
Ronnie Johnson, G	1-3	0-1	0-0	0-0-0	0	2	0	0	0	0	11
Team	6-4-10										
Totals	25-76	5-22	15-21	19-32-51	18	70	7	10	4	4	225

FG%: 1st Half 10-34 .294, 2nd Half 11-32 .344, OT 4-10 .400, Game 25-76 .329; 3FG%: 1st Half 4-14 .286, 2nd Half 0-7 .000, OT 1-11.000, Game 5-22 .227; FT%: 1st Half 6-7 .857, 2nd Half 8-10 .800, OT 1-4 .250, Game 15-21 .714; Deadball Rebounds: 5.

UConn	FG	3FG	FT	O-D-T	F	TP	A	T	B	S	M
Vance Jackson, F	1-9	1-8	3-4	2-7-9	3	6	1	0	0	1	33
Kentan Facey, F	6-10	0-0	3-4	4-10-14	3	15	1	0	4	0	42
Amida Brimah, C	2-2	0-0	2-4	0-2-2	4	6	0	2	3	1	27
Jalen Adams, G	4-8	1-2	0-0	0-0-0	3	9	2	1	0	1	19
Rodney Purvis, G	5-22	1-13	9-10	2-5-7	2	20	3	5	0	1	43
Christian Vital	1-6	1-5	0-0	0-4-4	5	3	4	2	2	0	35
Steven Enoch	4-7	0-0	0-1	2-4-6	3	8	0	1	1	0	18
Juwan Durham	0-1	0-0	0-2	1-0-1	1	0	0	0	0	0	8
Team	2-1-3										
Totals	23-65	4-28	17-25	13-33-46	24	67	11	11	0	4	225

FG%: 1st Half 13-36 .361, 2nd Half 9-24 .375, OT 1-5 .200, Game 23-65 .354; 3FG%: 1st Half 1-11 .091, 2nd Half 2-13 .154, OT 1-4 .250, Game 4-28 .143; FT%: 1st Half 4-9 .444, 2nd Half 9-10 .900, OT 4-6 .667, Game 17-25 .680; Deadball Rebounds: 5.

SCORE BY PERIODS	1	2	OT	F	
Auburn (10-2)	30	30	10	--	70
UConn (5-6)	31	29	7	--	67

OFFICIALS--Michael Stephens, Doug Shows, Joe Lindsay
TECHNICAL FOULS--none
ATTENDANCE-12,051

• Game 13 •

Georgia 96, Auburn 84
December 29, 2016
Auburn Arena
Auburn, Ala.

Yante Maten and J.J. Frazier combined for 58 points to lead Georgia to a come-from-behind 96-84 win over Auburn in the SEC opener for both teams in sold out Auburn Arena. The Tigers led by as much as 13 points in the first half and led 66-54 just over five minutes into the second half. The Bulldogs scored 10 straight points to get back into the game and tied it for the first of three times at 70 with 10:11 to go. Georgia had a game-deciding 12-0 spurt to take control at 86-76 with 3:49 left to complete a 32-10 run. The Bulldogs, who shot 59 percent in the second half, outscored the Tigers 53-33 in the period. Both teams came out sizzling in the first half. Auburn jumped out to a 20-9 lead just over five minutes in and pushed it to as much as 33-20 on an Austin Wiley tip-in with 9:29 left in the half. The Tigers made six of their first nine 3-pointers. Georgia closed to within 39-36, but Auburn stretched it out to a 51-43 halftime lead behind 56.3 percent shooting. The Bulldogs stayed close by going 16-of-21 from the free throw line. Mustapha Heron led the Tigers with 19 points despite only playing six first half minutes because of foul trouble. Danjel Purifoy, who only played nine minutes in the first half after two fouls, added 13 points, six rebounds and three assists. Austin Wiley scored a career-high 11 points in 19 minutes while Jared Harper added 10 points to go along with six assists and two steals. Georgia out-shot Auburn 51.7 percent to 46.8 percent from the floor and 29-of-38 (.763) to 17-of-27 (.630) from the foul line. After starting 6-of-9 from 3, Auburn missed 14 of its final 17 treys to finish 9-of-26. Georgia went 5-of-16 from behind the arc.

Georgia	FG	3FG	FT	O-D-T	F	TP	A	T	B	S	M
Yante Maten, F	10-19	2-4	9-9	3-5-8	3	31	0	2	0	2	27
Derek Ogbeide, F	4-5	0-0	1-3	2-4-6	5	9	0	1	2	0	25
Jordan Harris, G	3-4	2-3	4-7	0-2-2	4	12	3	2	0	0	24
Juwan Parker, G	3-7	0-1	4-5	1-3-4	1	10	1	2	0	0	30
J.J. Frazier, G	9-16	0-2	9-10	0-3-3	3	27	5	2	0	5	35
William Jackson II	0-4	0-3	0-0	0-2-2	0	0	1	0	0	0	12
Tyree Crump	0-0	0-0	0-0	0-0-0	0	0	0	0	0	0	0+
E'Torriion Wilridge	0-1	0-1	0-0	0-0-0	0	0	0	0	0	0	3
Houston Kessler	1-1	0-0	0-2	1-1-2	1	2	0	0	0	0	7
Kenny Paul Geno	1-3	1-2	0-0	1-4-5	2	3	2	0	0	0	21
Mike Edwards	0-0	0-0	2-2	0-3-3	4	2	1	3	0	1	16
Team	3-0-3										
Totals	31-60	5-16	29-38	11-27-38	23	96	13	12	2	8	200

FG%: 1st Half 12-28 .429, 2nd Half 19-32 .594, Game 31-60 .517; 3FG%: 1st Half 3-11 .273, 2nd Half 2-5 .400, Game 5-16 .313; FT%: 1st Half 16-21 .762, 2nd Half 13-17 .765, Game 29-38 .763; Deadball Rebounds: 6.

Auburn	FG	3FG	FT	O-D-T	F	TP	A	T	B	S	M
Danjel Purifoy, F	3-8	2-4	5-6	1-5-6	2	13	3	0	0	1	29
Austin Wiley, C	4-6	0-0	3-5	3-1-4	3	11	1	1	1	0	19
Jared Harper, G	4-8	0-4	2-4	0-1-1	4	10	6	1	0	2	27
Mustapha Heron, G	7-13	4-7	1-2	0-2-2	3	19	1	3	0	0	24
TJ Lang, G	2-4	2-4	2-2	1-2-3	3	8	1	1	0	0	27
Horace Spencer	3-5	0-0	0-0	0-3-3	2	6	0	1	1	0	11
Bryce Brown	0-2	0-2	0-0	0-0-0	1	0	0	0	0	0	3
T.J. Dunans	3-7	0-2	0-0	0-1-1	1	6	4	3	1	2	27
LaRon Smith	0-0	0-0	2-2	0-0-0	0	2	0	0	0	0	4
Anfernee McLemore	0-2	0-0	1-4	3-4-7	3	1	1	1	1	2	16
Ronnie Johnson, G	3-7	1-3	1-2	1-1-2	2	8	0	2	0	1	13
Team	2-2-4										
Totals	29-62	9-26	17-27	11-22-33	24	84	17	13	4	8	200

FG%: 1st Half 18-32 .563, 2nd Half 11-30 .367, Game 29-62 .468; 3FG%: 1st Half 7-14 .500, 2nd Half 2-12 .167, Game 9-26 .346; FT%: 1st Half 8-11 .727, 2nd Half 9-16 .563, Game 17-27 .630; Deadball Rebounds: 4.

SCORE BY PERIODS	1	2	F	
Georgia (9-4, 1-0)	43	53	--	96
Auburn (10-3, 0-1)	51	33	--	84

OFFICIALS--Doug Simmons, Michael Stephens, James Breeding
TECHNICAL FOULS--none
ATTENDANCE-9,121 (c)