



VANDERBILT FOOTBALL

GAME NOTES

Kyle Parkinson (kyle.parkinson@vanderbilt.edu) | Larry Leathers (larry.leathers@vanderbilt.edu)

GAME 7



VANDERBILT at OLE MISS

Saturday, Oct. 14, 2017 ★ 2:30 p.m. ★ Oxford, Miss. ★ Vaught-Hemingway Stadium

COMMODORES

Overall: 3-3

SEC: 0-3

Head Coach:

Derek Mason (4th season)
Record at VU: 16-27 (.372)
Career record: 16-27 (.372)

REBELS

Overall: 2-3

SEC: 0-2

Head Coach:

Matt Luke (1st season)
Record at MISS: 2-3 (.400)
Career record: 2-3 (.400)



QUICK COMPARISON

VU

20.3
75
76.7
200.3
277.0
35%
241.0
140.3
381.3
35%

PPG
1st DOWNS
RUSH
PASS
OFFENSE
3rd DOWNS
OPP. RUSH
OPP. PASS
OPP. OFFENSE
OPP. 3rd DOWNS

MISS

26.8
100
76.0
358.4
434.4
37%
248.6
207.6
456.2
39%



OPENING KICK

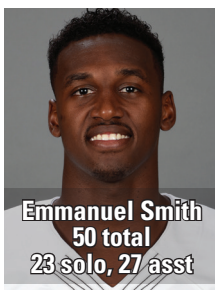
- ★ Vanderbilt travels to Ole Miss to take on the Rebels for the 92nd time in a series that started in 1894.
- ★ After playing four of the last five games at home, the Commodores play back-to-back road games for the only time this season beginning at Ole Miss.
- ★ Saturday's match-up at Ole Miss features the league's top-rated passing attack with the Rebels averaging 358.4 yards against the Commodores' second-ranked pass defense allowing only 140.3 yards per game.
- ★ QB Kyle Shurmur needs three touchdown passes to equal Chris Nickson for seventh all-time at Vanderbilt.
- ★ RB Ralph Webb needs five yards to move into 15th all-time in rushing in the SEC.
- ★ OLB Charles Wright is second in the SEC with six sacks.

A Vanderbilt victory would...

- ★ Be the Dores' first win in Oxford since 2012.
- ★ Snap VU's three-game losing streak.
- ★ Be the team's first SEC win of the season.

VANDERBILT STAT LEADERS

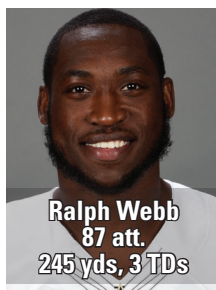
TACKLES



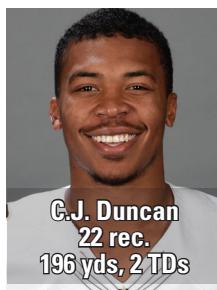
PASSING



RUSHING



RECEIVING



SEC Network

PBP: Taylor Zarzour
Analyst: Andre Ware
Reporter: Olivia Harlan

VANDERBILT IMG NETWORK

Flagship: WLAC 1510-AM/98.3 FM
Voice of the Commodores: Joe Fisher
Analyst: Norman Jordan
Sideline: Mitch Light
Sirius: 137 | XM: 190



@Middle TN
Sept. 2
Win
28-6

Ala. A&M
Sept. 9
Win
42-0

Kansas St.
Sept. 16
Win
14-7

Alabama
Sept. 23
Loss
59-0

@Florida
Sept. 30
Loss
38-24

Georgia
Oct. 7
Loss
45-14

@Ole Miss
Oct. 14
2:30 p.m.
SECN

@S. Carolina
Oct. 28
TBA

WKU
Nov. 4
TBA

Kentucky
Nov. 11
TBA

Missouri
Nov. 18
TBA

@Tennessee
Nov. 25
TBA



VANDERBILT FOOTBALL MEDIA SERVICES



SUNDAY

OFF

DAY

MONDAY

MORNING PRACTICE

NO MEDIA AVAILABILITY

TUESDAY

PRESS CONFERENCE

COACH MASON
12:15 p.m.
STUDENT-ATHLETES
12:35 p.m.

WEDNESDAY

SEC COACHES TELECONFERENCE

COACH MASON
10:30-10:40 a.m.

THURSDAY

MORNING PRACTICE

COACH LUDWIG
STUDENT-ATHLETES
9:45 a.m.

FRIDAY

MORNING PRACTICE

NO MEDIA AVAILABILITY

SATURDAY

at OLE MISS
2:30 p.m.
SEC Network

VANDERBILT POST-GAME INTERVIEWS

Coach Mason's post-game press conferences are held after he addresses the team. Only properly credentialed media will be allowed into the Vanderbilt press conference room at Vanderbilt Stadium and away games.

Mason's remarks will be held in the team's press conference area. The press conference area at Vanderbilt Stadium is located in the south end zone tunnel near the team's locker room.

The Vanderbilt locker room is closed. Up to six student-athletes will be made available for post-game interviews. These interviews will be conducted in the same press conference room as Coach Mason's remarks. The players are available at the conclusion of Mason's conference.

GAME WEEK INTERVIEW POLICY

All interview requests for Coach Mason and Vanderbilt student-athletes **MUST** go through Kyle Parkinson or Larry Leathers prior to the interview. Offensive coordinator Andy Ludwig will be available to media members at the conclusion of practice on Thursday morning. Student-athletes and other assistant coaches will also be available to media after Thursday practices.

Practice sessions are closed to the media.

COACH MASON'S RADIO SHOW WEDNESDAY

The Vanderbilt Coaches Show with Coach Mason, a weekly feature of Nashville flagships NewsRadio 1510 WLAC, is scheduled on Wednesdays. The show starts at 7 p.m. with Coach Mason and the Voice of the Commodores Joe Fisher.

CREDENTIALS

Media seeking credentials should visit sportssystem.com/vanderbilt. Media will call is located at Gate 1 of Vanderbilt Stadium.

WEEKLY PRESS CONFERENCE ON TUESDAYS

Coach Mason will participate in a press conference for local media on Tuesdays at 12:15 p.m. It is held in the team's post-game press conference room in the south end zone of Vanderbilt Stadium.

Interviews with selected student-athletes will follow Mason's remarks. The press event is available on SEC Network+ and archived at vucommidores.com.

SEC COACHES TELECONFERENCE: WEDNESDAY 10:30 A.M.

Coach Mason is available each Wednesday morning to media outlets as part of the Southeastern Conference Coaches' Teleconference. Mason's 10-minute segment starts at 10:30 a.m. CT. To participate, call the SEC Office at (205) 458-3010.

COACH'S SHOW ON FACEBOOK

New in 2017, The Coach's Show with Derek Mason will be available on Facebook each Friday afternoon of game weeks.

The new show will feature interviews and stories with Coach Mason, assistant coaches and student-athletes while being hosted by the Voice of the Commodores Joe Fisher.

ON THE INTERNET

Vanderbilt's website - vucommidores.com - hosts stories from former Sports Illustrated writer Zac Ellis along with stats, notes and videos.

GAME DAY AT VANDERBILT STADIUM

The press box at Vanderbilt Stadium opens 2.5 hours before kickoff unless otherwise noted. The press box will close approximately three hours after the conclusion of the game.

Game notes and depth charts for both teams will be available in the press box and online at vucommidores.com/FootballGameNotes.

Wireless internet is available in the press box along with live stats via statbroadcast.com.

@vucommidores



/vucommidores



vandyathletics



/vanderbiltathletics

VANDERBILT ATHLETIC COMMUNICATIONS

OFFICE: 615.322.4121

VUCOMMIDORES.COM

Kyle Parkinson (Football)

Asst. AD/Communications
Office: 615.343.0020
kyle.parkinson@vanderbilt.edu

Andy Boggs (MBB/M. Golf)

Asst. Director of Communications
Office: 615.343.1847
andy.boggs@vanderbilt.edu

Matt Paras (Soccer/Lacrosse)

Communications Assistant
Office: 615.343.4121
matt.paras@vanderbilt.edu

Larry Leathers (Football/W. Golf)

Asst. Director of Communications
Cell: 615.480.8226
larry.leathers@vanderbilt.edu

Catherine Hilley (Social Media/W. Tennis)

Social Media Coordinator
Office: 615.343.0019
catherine.hilley@vanderbilt.edu

Robynn Candish

Administrative Assistant
Office: 615.322.4121
robynn.candish@vanderbilt.edu

Chad Seely (Baseball/Football)

Asst. Director of Communications
Office: 615.343.5823
chad.seely@vanderbilt.edu

Zac Ellis (vucommidores.com)

Writer/Digital Media Editor
Office: 615.322.1012
zac.ellis@vanderbilt.edu

Jess Poole (WBB/XC/Football)

Asst. Director of Communications
Office: 615.343.5823
jessica.e.poole@vanderbilt.edu

Jay Kafer (Track & Field/M. Tennis)

Communications Assistant
Office: 615.343.4121
jay.kafer@vanderbilt.edu



VANDERBILT VS. OLE MISS BREAKDOWN



CATEGORY	VANDERBILT	OLE MISS	CATEGORY	VANDERBILT	OLE MISS
Overall	3-3	2-3	Kick Returns: #-Yards	9-174	18-462
SEC/SEC	0-3	0-2	Punt Returns: #-Yards	8-79	4-8
Streak	L3	L3	INT Returns: #-Yards	5-48 (4)	3-15 (11)
Scoring	122	134	Kick Return Average	19.3 (14)	25.7 (2)
Points per Game	20.3 (14)	26.8 (10)	Punt Return Average	9.9 (6)	2.0 (12)
First Downs	75 (14)	100 (11)	INT Return Average	9.6	5.0
Rushing	22	24	Fumbles-Lost	5-2	9-1
Passing	516	8	Fumbles Recovered	8-1	3-0
Penalty	28	8	Penalties-Yards	29-242	37-280
Rushing Yards	460	380	Average per Game	40.3 (T4)	56.0 (12)
Yards Gained	511	517	Punts-Yards	42-1620	24-992
Yards Lost	51	137	Average per Punt	38.6	41.3
Attempts	160	132	Net Punt Average	35.0 (13)	37.6 (10)
Average per Rush	2.9	2.9	Time of Possession/Game	27:15 (11)	25:53 (13)
Average per Game	76.7 (13)	76.0 (14)	3rd Down Conversions	28/80	25/68
TDs	5	3	3rd Down Pct.	35% (13)	37% (10)
Passing Yards	1202	1792	4th Down Conversions	4/7	2/6
Comp-Att-INT	95-170-1	134-202-6	4th Down Pct.	57% (6)	33% (T12)
Average per Pass	7.1	8.9	Sacks By-Yards	14-98 (T4)	4-35 (14)
Average per Catch	12.7	13.4	Sacks Allowed-Yards	3-17 (T1)	14-96 (9)
Average per Game	200.3 (8)	358.4 (1)	Touchdowns Scored	17	17
TDs Passing	12	13	Field Goals-Attempts	1-3	6-10
Total Offense	1662	2172	Redzone Scores	12-14 (7)	16-18 (6)
Total Plays	330	334	Redzone Touchdowns	12-14	10-18
Average per Play	5.0	6.5	<i>(SEC rank in parentheses)</i>		
Average per Game	277.0 (14)	434.4 (4)			

The Ole Miss Series

All-Time vs. Ole Miss: 39-50-2

First meeting: 1894 in Nashville, W 40-0

Last meeting: 2016 in Nashville, W 38-17

In Nashville: 28-24-2

In Oxford/Jackson/Memphis: 11-26

Streak: W1

Last 10 meetings (6-4)

2016 - Nashville, W 38-17

2015 - Oxford, L 27-16

2014 - Nashville, L 41-3

2013 - Nashville, L 39-35

2012 - Oxford, W 27-26

2011 - Nashville, W 30-7

2010 - Oxford, W 28-14

2009 - Nashville, L 23-7

2008 - Oxford, W 23-17

2007 - Nashville, W 31-17

Did You Know?

In 1841, the Mississippi legislature selected Oxford as the site of the state university, which opened in 1848.

Last time vs. Ole Miss

NASHVILLE (AP) - Derek Mason had Vanderbilt baseball coach Tim Corbin talk to his football team about not being afraid of success and how to handle the roller-coaster of emotions during a game.

The Commodores showed Saturday night they listened very well.

Ralph Webb ran for 123 yards and three touchdowns, and Vanderbilt scored 31 straight points in beating Mississippi 38-17 Saturday night to snap a three-game skid to the Rebels.

With the win, Vanderbilt (5-6, 2-5 Southeastern Conference) assured Mason his best record yet in his third season. The Commodores now need a win in their regular season finale to become bowl eligible for the first time since 2013. Their APR is so good that five wins could be enough, winning a sixth game would be even better.

TEAM	1	2	3	4	FINAL	RECORD
MISS	10	0	0	7	17	5-6,2-5
VU	7	7	17	7	38	5-6,2-5

SCORING SUMMARY

1st: OM - Wunderlich 23-yd field goal, 9-75 4:09. OM - Judd 21-yd pass from Patterson (Wunderlich kick).

VANDY - Webb 4-yd run (Openshaw kick), 2-76 0:46.

2nd: VANDY - Sherfield 5-yd pass from Shurmur (Openshaw kick), 7-72 3:13.

3rd: VANDY - Webb 11-yd run (Openshaw kick), 9-90 4:12. VANDY - Openshaw 24-yd field goal, 5-21 1:34. VANDY - Webb 1-yd run (Openshaw kick), 11-72 5:26.

4th: OM - Engram 38-yd pass from Patterson (Wunderlich kick), 9-65 2:20. VANDY - McElwain 3-yd pass from Shurmur (Openshaw kick), 8-72 3:45.


RUSHING: OM-Akeem Judd 10-63; Shea Patterson 13-32; Jason Pellerin 1-0; Eugene Brazley 2-0; DaMarkus Lodge 1-(-5). **VANDY**-Ralph Webb 20-123; Darrius Sims 10-48; K. Blasingame 9-36; Dallas Rivers 2-15; D. Tennyson 1-2; Bailey McElwain 1-0; TEAM 1-(-1); Kyle Shurmur 2-(-15).

PASSING: OM-Shea Patterson 20-42-0-222; Jason Pellerin 6-9-0-51. **VANDY**-Kyle Shurmur 17-30-0-273.

RECEIVING: OM-Evan Engram 6-102; Van Jefferson 6-52; Q. Adeboyejo 5-47; Akeem Judd 3-34; A.J. Brown 3-16; DaMarkus Lodge 2-6; D. Stringfellow 1-16. **VANDY**-C.J. Duncan 4-40; Caleb Scott 3-47; Jared Pinkney 3-41; Trent Sherfield 2-72; Darrius Sims 2-53; Nathan Marcus 2-17; Bailey McElwain 1-3.



VANDERBILT (IN)DEPTH CHART: OFFENSE



10 Trent Sherfield // 6-1, 205, Sr.
Team-high 86 career receptions in 2016... Set school record with 240 yards receiving vs. Austin Peay 9/19/15... Expected to graduate in May with degree in medicine, health and society.

	REC	YDS	TD
2017	20	334	1
2016	34	472	1
2015	51	659	3
2014	1	9	0
Totals	106	1471	5

9 Caleb Scott // 6-2, 202, Sr.
Played in all 13 games, starting three in 2016... Son of former Commodore and NFL player Chuck Scott (1981-84)... Set to graduate in May with degree in medicine, health and society.

	REC	YDS	TD
2017	7	62	1
2016	24	466	0
2015	24	339	2
2014	6	78	0
Totals	61	953	3



83 Nathan Marcus // 6-5, 242, R-Sr.
Started 12 of 13 games as a junior in 2016, catching a career-best 11 passes... Caught game-winning pass in win at WKU in 2016... Graduating with a degree in communication studies in December.

	REC	YDS	TD
2017	4	17	1
2016	11	73	1
2015	4	34	0
2014	6	56	2
Totals	25	180	4

80 Jared Pinkney // 6-4, 255, R-So.
Caught career-best 2 TDs 9/9... Started six games and led all VU TEs with 22 catches and 274 yards... Posted multiple catches in seven games... Majoring in communication studies.

	REC	YDS	TD
2017	11	135	2
2016	22	274	2
Totals	33	409	4



58 Justin Skule // 6-6, 315, Jr.
Freshman campaign ended with an injury after earning way into starting lineup, starting two games and playing in seven... Dad, Josh, played on offensive line at Navy.

	GP	GS
2017	6	6
2016	13	13
2015	7	2
Totals	26	21

74 Cole Clemens // 6-6, 305, Fr.
Made his collegiate debut 9/9... Three-year starter for powerful Bingham HS in South Jordan, Utah... Won 14 straight games and state title at 5A level... Lettered in baseball and track in HS.

	GP	GS
2017	1	0



56 Saige Young // 6-4, 315, So.
Made his first start 9/30... Transfer from Dodge City CC after playing at Woodford County HS in Kentucky... Started on OL for Dodge City, earning honorable mention All-Conference.

	GP	GS
2017	3	2

57 Ean Pfeifer // 6-4, 300, R-So.
Started nine games and played in two more as a freshman in 2016... Took over starting spot on OL early in season... Majoring in economics... Studied abroad in London in May 2017.

	GP	GS
2017	6	4
2016	11	9
2015	0	0
Totals	16	13



61 Bruno Reagan (ray-gan) // 6-3, 310, R-Jr.
Played in all 13 games in 2016, on the field for nearly 90% of team's snaps... Won wrestling Tennessee state title as a junior in HS finishing 57-0, also nationally ranked in judo.

	GP	GS
2017	6	6
2016	13	13
2015	12	10
Totals	31	29

53 Sean McMoore // 6-4, 305, R-Fr.
Saw his first action 9/9... Redshirted in 2016... First Hawaiian to suit up for Vanderbilt... One of six Polynesian players on roster... Three-year starter on offensive line for Kapolei HS in Kapolei, Hawaii.

	GP	GS
2016	1	0
2015	1	0
Totals	2	0



76 Egidio (eh-jid-ee-o) DellaRipa (del-la rip-pa) // 6-4, 300, R-Jr.
Made his first career start 9/30... Played in one game in 2016, seeing action against Tennessee State... Working towards a degree in economics.

	GP	GS
2017	6	2
2016	1	0
Totals	7	2

71 Jared Southers // 6-4, 310, R-So.
First career start at MT... Played in the final 10 games of 2016... Played for Seton Hall Prep in New Jersey... Also lettered in wrestling in HS... Working towards a degree in economics.

	GP	GS
2017	6	5
2016	10	0
Totals	16	5



77 Devin Cochran // 6-7, 315, R-Fr.
Saw his first career action with a start at MT... First team All-State OT for Greater Atlanta Christian as a senior, helping team to 12-2 record senior season... Also competed in track & field as a thrower.

	GP	GS
2017	6	6
Totals	6	6

75 Bailey Granier (graun-yay) // 6-6, 316, R-Jr.
Played in nine games, mostly at guard in 2016... Dad is a commercial fisherman... Working towards a degree in special education.

	GP	GS
2017	5	0
2016	9	0
2015	0	0
Totals	14	0



14 Kyle Shurmur // 6-4, 227, Jr.
Set VU game record with 83.3% completion percentage 9/9... Set sophomore VU record with 2409 passing yards in 2016... Son of Minnesota Vikings OC Pat Shurmur... Majoring in economics.

	C-A-I	YDS	TD
2017	88-155-1	1157	12
2016	204-375-10	2409	9
2015	44-103-3	503	5
Totals	336-632-14	4069	26

2 Deuce Wallace // 6-2, 210, R-Fr.
Played in his first game 9/9... Redshirted during his first season at Vanderbilt... Two-year starter at Sevier County HS passing for 3,505 yards and 37 TDs as a senior... Also lettered in basketball & baseball.

	C-A-I	YDS	TD
2017	6-14-0	39	0
Totals	6-14-0	39	0



7 Ralph Webb // 5-10, 202, Sr.
Became Vanderbilt's all-time leading rusher in 2016... Ran for 211 yards vs. MT, 3rd-most in VU history... Expected to graduate in December with degree in sociology.

	ATT	YDS	TD
2017	87	245	3
2016	250	1283	13
2015	277	1152	5
2014	212	907	4
Totals	826	3587	25

23 Khari (car-EE) Blasingame // 6-1, 235, R-Jr.
Saw action as a RB in all 13 games in 2016 after moving from LB... His 10 TDs ranked second on the team... Majoring in medicine, health and society.

	ATT	YDS	TD
2017	37	114	0
2016	97	449	10
Totals	134	563	10



28 Dallas Rivers // 6-1, 225, Sr.
Played in all 13 games in 2016 running for 92 yards on 20 carries... Involved in Young Life organization and works as counselor at local youth camps... Graduating in May with a degree in economics.

	ATT	YDS	TD
2017	0	0	0
2016	20	92	1
2015	60	183	1
2014	61	218	2
Totals	141	493	4

27 Jaire George // 6-1, 230, R-So.
Contributes on special teams as well... Son of former Tennessee Titan and Heisman Trophy winner Eddie George... Majoring in economics.

	ATT	YDS	TD
2017	0	0	0
2016	0	0	0
Totals	0	0	0



19 C.J. Duncan // 5-11, 203, R-Sr.
Led VU WRs with 44 receptions in 2016... Played in all 13 games in 2016 as WR and punt returner... Graduating in December with degree in political science.

	REC	YDS	TD
2017	22	196	2
2016	44	494	0
2015	-DNP-		
2014	28	441	4
Totals	94	1131	6

16 Kalija (kuh-lie-JUH) Lipscomb // 6-1, 200, So.
Caught a career-best two TDs at MT, first Dore since Jordan Matthews with two TD catches in one game... Played in 12 games at WR and punt returner.

	REC	YDS	TD
2017	12	211	4
2016	27	319	2
Totals	39	530	6



VANDERBILT (IN)DEPTH CHART: DEFENSE

DL		49 Jonathan Wynn // 6-4, 265, R-Sr. Played in 12 games and started 10 during 2016, making career-best 28 tackles... Studied abroad in Switzerland in May 2016... Attended same HS as teammate Dallas Rivers.	2017 2016 2015 2014 Totals	U-A-T 7-6-13 20-8-28 8-13-21 5-8-13	TFL 2.0-10 2.0-2 3.0-13 1.5-10	SACK 1.0-9 1.0-1 1.0-7 1.0-8
		10 Dayo Odeyingbo (o-dang-BO) // 6-6, 250, Fr. Registered 20 tackles for loss and seven quarterback sacks among 47 total tackles and added three forced fumbles as a senior at Carrollton Ranchview HS... Younger brother of Dare.	2017 Totals	U-A-T 2-7-9	TFL 0.5-1	SACK 0.0-0 0.0-0
DL		77 Nifae (nee-FY) Lealao (lay-lau) // 6-5, 315, Sr. Started 11 of the Dore's 13 games in 2016 setting career-bests in tackles and sacks... One of six players on football roster of Polynesian decent... Working towards degree in sociology.	2017 2016 2015 2014 Totals	U-A-T 0-11-11 15-7-22 9-9-18 2-5-7	TFL 1.5-4 4.0-7 1.0-2 0.0-0	SACK 0.0-0 2.5-3 0.0-0 0.0-0
		74 Jay Woods // 6-3, 285, Sr. Played in all 13 games in 2016 after making quick recovery from leg injury during spring ball... Working towards degree in medicine, health and society.	2017 2016 2015 2014 Totals	U-A-T 7-4-11 2-4-6 12-12-24 12-19-31	TFL 1.0-6 0.5-4 2.0-6 1.5-8	SACK 1.0-6 0.5-4 1.0-5 0.0-0
DL		34 Dare (dar-AY) Odeyingbo (o-dang-BO) // 6-2, 272, Jr. Career-best two sacks at MT... Played in all 13 games 2016... Parents, Gary and Betty, are natives of Nigeria... Younger brother Dayo is freshman on team... Majoring in medicine, health and society.	2017 2016 2015 Totals	U-A-T 12-8-20 10-11-21 0-2-2	TFL 7.0-27 4.0-12 0.5-1	SACK 2.5-15 1.0-7 0.0-0
		90 Cameron Tidd // 6-3, 290, R-Fr. Redshirted in 2016... Four-year starter for Center Grove HS in Greenwood, Ind. helping team to 14-0 record and state title as senior.	2017 Totals	U-A-T 2-5-7	TFL 0.0-0	SACK 0.0-0 0.0-0
OLB		11 Charles Wright // 6-3, 240, R-Jr. First Dore with three sacks in a game since 2012... Played in 12 games during 2016 season making 13 tackles, including 3.5 for loss... Majoring in human & organizational development.	2017 2016 2015 Totals	U-A-T 8-17-25 9-4-13 1-2-3	TFL 7.0-46 3.5-14 1.5-5	SACK 6.0-44 0.0-0 1.0-4
		48 Andre Mintze (mence) // 6-3, 235, R-Fr. Missed his freshman campaign with an injury... Helped Imhotep Institute HS in Philadelphia to 15-0 state title as a senior... Recorded 14 sacks as a senior.	2017 Totals	U-A-T 1-0-1	TFL 0.0-0	SACK 0.0-0 0.0-0
ILB		4 Emmanuel Smith // 6-2, 235, Sr. Made a career-high 12 tackles vs. KSU... Played in nine games during his junior season at LB and S... Majoring in environmental sociology... Studied abroad in Brazil in 2016... Brother, Josh is OLB.	2017 2016 2015 2014 Totals	U-A-T 23-27-50 4-2-6 1-9-10 1-2-3	TFL 3.0-11 0.0-0 0.0-0 0.0-0	SACK 0.5-3 0.0-0 0.0-0 0.0-0
		40 Jordan Griffin // 6-1, 223, Jr. Played in all 13 games in 2016 making a career-best 21 stops... Finished high school career with 428 tackles, second-most at Armwood HS in Tampa, Fla.	2017 2016 2015 Totals	U-A-T 14-6-20 12-9-21 6-3-9	TFL 2.0-6 1.5-3 0.0-0	SACK 0.0-0 0.0-0 0.0-0
ILB		20 Oren Burks // 6-3, 230, R-Sr. Moved to ILB late in 2016 season, making 59 tackles for second straight year... Studied abroad in 2017 in Australia... Graduating in December with degree in human and organizational development.	2017 2016 2015 2014 Totals	U-A-T 21-24-45 40-19-89 35-24-59 16-21-37	TFL 4.5-11 6.5-22 2.0-5 0.0-0	SACK 0.0-0 3.5-17 0.0-0 0.0-0
		33 Jay Hockaday // 6-3, 230, R-Fr. Missed the 2016 season with an injury... Played in eight games as a true freshman in 2015 making two tackles... Won state title as a senior with Christ Presbyterian Academy in Nashville.	2017 2016 2015 Totals	U-A-T 1-3-4 --DNP-- 1-1-2	TFL 0.5-2 0.0-0	SACK 0.0-0 0.0-0
OLB		9 Caleb Peart (peert) // 6-1, 235, R-So. Played in 11 games as a freshman in 2016 making five tackles... Majoring in medicine, health and society.	2017 2016 Totals	U-A-T 0-5-5 3-2-5	TFL 1.0-3 0.0-0	SACK 0.0-0 0.0-0
		25 Josh Smith // 6-3, 240, Jr. Played in nine games as a sophomore, including start vs. Tennessee... Younger brother of teammate, Emmanuel Smith... Dad, Demetrius, played football at Middle Tennessee.	2017 2016 2015 Totals	U-A-T 2-4-6 2-1-3 1-6-7	TFL 1.0-3 0.5-3 0.5-1	SACK 1.0-3 0.5-3 0.0-0
CB		31 Tre Herndon // 6-1, 188, Sr. 29-game streak of starts snapped 9/30... Real name is Willie Herndon III... Majoring in sociology.	2017 2016 2015 2014 Totals	U-A-T 7-7-14 30-11-41 35-12-47 7-2-9	TFL 1.0-3 0.5-3 1.0-6 0.0-0	INT 0-0 2-4 0-0 0-0
		3 Taurean Ferguson // 5-9, 190, R-Sr. Earned start 9/30 at CB... Played in all 13 games as a junior as the team's nickel back, making a career-best 51 tackles... Working on degree in human and organizational development.	2017 2016 2015 2014 Totals	U-A-T 9-2-11 38-14-52 11-2-13 25-5-30	TFL 0.0-0 3.0-8 0.5-1 1.5-2	INT 0-0 1-0 0-0 2-21
SS		14 Ryan White // 5-10, 190, R-Sr. Named a team captain for the third straight year... Started 12 games in 2016, making 75 tackles... Graduated in May 2017 with a degree in communication studies, enrolled in Peabody College.	2017 2016 2015 2014 Totals	U-A-T 23-12-35 49-26-75 18-8-26 19-15-34	TFL 3.0-6 3.5-6 3.0-10 3.5-14	INT 1-0 0-0 0-0 0-0
		6 Zaire Jones // 6-0, 200, R-Fr. Redshirted during 2016 season... Three-year starter at Meridian HS in Meridian, Miss. making 92 tackles as a senior.	2017 Totals	U-A-T 4-6-10	TFL 1.0-2	INT 0-0 0-0
FS		2 Arnold Tarpley // 6-1, 203, Sr. Played in 12 games, starting the final seven in 2016... Started seven games in 2015, playing in all 12 making at least three tackles in 10 of the 12 games... Arnold Lee Tarpley III.	2017 2016 2015 2014 Totals	U-A-T 11-8-19 29-11-40 24-12-36 14-4-18	TFL 0.0-0 3.0-14 5.0-27 2.0-13	INT 0-0 0-0 0-0 0-0
		or 5 LaDarius Wiley // 6-1, 210, R-Jr. SEC co-Defensive Player of the Week 9/19... Started seven games and played in all 13 in 2016 making 75 stops... Has five brothers... Working on degree in medicine, health and society.	2017 2016 2015 Totals	U-A-T 26-22-48 49-26-75 5-3-8	TFL 0.0-0 2.5-16 1.0-1	INT 1-11 0-0 0-0
CB		8 Joejuan Williams // 6-3, 208, So. Bednarik Player of the Week 9/19... Made his first career start at MT... Played in all 13 games as a true freshman, one of six freshmen to play in 2016... Working towards degree in economics.	2017 2016 Totals	U-A-T 17-5-22 14-5-19	TFL 0.5-2 1.5-5	INT 0-0 0-0
		30 Bryce Lewis // 6-0, 185, R-Jr. Picked off his first career pass at MT... Saw action in all 13 games during the 2016 season, making a career-best 10 tackles... Working on a degree in economics.	2017 2016 2015 Totals	U-A-T 4-1-5 7-3-10 0-1-1	TFL 1.0-9 0.0-0 0.0-0	INT 1-28 0-0 1-28



COMMODORES IN SEC & NATIONAL RANKINGS

Category	TEAM Stat	SEC	National
Total Offense	277.0	14	126
Rushing Offense	76.7	13	126
Passing Offense	200.3	8	88
Team Passing Efficiency	137.4	10	60
Scoring Offense	20.3	14	110
Total Defense	381.3	8	61
Rushing Defense	241.0	12	120
Passing Yards Allowed	140.3	2	4
Team Pass Defense Efficiency	107.0	3	15
Scoring Defense	25.8	10	T62
Turnover Margin	+3	5	T37
3rd Down Conversions	35.0%	13	95
Opp. 3rd Down Conv.	34.5%	8	T46
Red Zone Offense	85.7%	7	T57
Red Zone Defense	80.0%	5	T48
Net Punting	35.0	13	108
Punt Return Avg.	9.9	6	38
Kickoff Returns	19.3	14	90
1st Downs	75	14	T124
Opp. 1st Down	122	13	94
Fewest Penalty Yards/Game	40.3	4	T21
Time of Possession	27:14	11	107
Sacks By/Game	2.3	6	50
Sacks Against/Game	0.5	1	6
Kickoff Coverage	13.0	2	3

INDIVIDUAL

Category/Player	Stat	SEC	National
Completion Percentage/K. Shurmur	56.8	9	77
Completions/Game/Kyle Shurmur	14.7	7	75
Passing Yards/Game/K. Shurmur	192.8	6	69
Passing Efficiency/K. Shurmur	143.7	8	44
Passing TDs/K. Shurmur	12	3	22
Passing Yards/K. Shurmur	1157	6	54
Receiving TDs/Kalija Lipscomb	4	4	36
Receiving Yards/Trent Sherfield	334	8	95
Sacks/Game/Charles Wright	1.0	2	6
Tackles/Game/Emmanuel Smith	8.3	5	67
Tackles/Game/LaDarius Wiley	8.0	7	84
Tackles/Game/Ryan White	7.5	10	113

SHURMUR MOVING UP VANDERBILT CHARTS

QB Kyle Shurmur is off to a solid start in his junior season having already thrown 12 touchdowns in the Commodores first six games of 2017, including a career-best four against Alabama A&M. He threw nine all of last year and entered the season with 14 in his career.



SHURMUR

Shurmur ranks in the top 10 in the SEC in multiple categories, including passing efficiency (8th), touchdowns (3rd), completion percentage (9th), passing yards per game (6th) and passing yards (6th).

VU CAREER PASSING YARDS

The junior has been sharp with the football, completing 57.3 percent of his passes in the first five games to rank 10th in the league and 83rd nationally.

1. Jay Cutler, 2002-05 8,697
2. Greg Zolman, 1998-2001 7,981
3. Whit Taylor, 1979-82 6,307
4. Kurt Page, 1981-84 6,233
5. Eric Jones, 1986-88 5,029
6. Kyle Shurmur, 2015- 4,069
7. Jordan Rodgers, 2011-12 4,063
8. Damian Allen, 1994-97 3,704
9. John Gromos, 1985, 87-89 3,514
10. Chris Nickson, 2005-08 3,406

He threw his first interception of the season on Vanderbilt's first drive against Alabama on a tipped pass.

VU CAREER PASSING TDs

His hot start to the season also begun his ascension up the Vanderbilt record charts moving him into sixth all-time in passing yards (4,069) and eighth in passing touchdowns (26).

1. Jay Cutler, 2002-05 59
2. Greg Zolman, 1998-2001 41
- Whit Taylor, 1979-82 41
4. Kurt Page, 1981-84 35
5. Eric Jones, 1986-88 32
6. Bill Wade, 1949-51 31
7. Chris Nickson, 2005-08 29
8. Kyle Shurmur, 2015- 26
9. Jordan Rodgers, 2011-12 24

GETTING HOME

Vanderbilt's defense has gotten home to the quarterback at least once in all six games this season, marking the first time since 2012 when the squad recorded at least one sack in every game that year.

The Commodores registered 15 sacks all of last season with 10 different Doers collecting at least a half sack led by Adam Butler's four. This season Vanderbilt already has 14 sacks with eight different players contributing at least a half sack led by Charles Wright's six sacks. The Commodores' 14 sacks are tied for the fourth-most in the league with Wright's six sacks ranking second and tied for fifth nationally.

The VU offense has given up just three sacks this season to lead the league and tie for the sixth fewest in FBS. Ole Miss has allowed 14 sacks and recorded just four in the team's five games.

2017 NEED-TO-KNOW INFO

Opponent	Captains	Coin Toss	KO/Receive	1st Poss.	Opp. 1st Poss.	Game Length	Jersey	Pants	Helmet	Result
@Middle Tenn.	Burks/Herndon/Sherfield/White	Lost	REC	TD	INT	3:09	White	White	White	W 28-6
Alabama A&M	Burks/Sherfield/White	Lost	REC	TD	PUNT	3:13	Gold	Gold	Black	W 42-0
#18 Kansas St.	Burks/Sherfield/White	Won	REC	PUNT	PUNT	3:17	Black	Black	Gold	W 14-7
#1 Alabama	Burks/Sherfield/White	Lost	REC	INT	PUNT	3:07	Black	Gold	Gold	L 59-0
@ #21 Florida	Burks/Sherfield/White	Won	REC	PUNT	PUNT	3:22	White	White	White	L 38-24
#5 Georgia	Burks/Sherfield/White	Won	REC	PUNT	TD	3:11	Black	Black	Black	L 45-14

- @Ole Miss
- @S. Carolina
- Western Ky.
- Kentucky
- Missouri
- @Tennessee

Ranking is indicative of AP poll ranking when game was played



THE INCREDIBLE MR. WEBB

With numerous Commodore records in his hip pocket, senior running back Ralph Webb can become one of the leading rushers in South-eastern Conference history.

The three-year starter from Gainesville, Fla. enters Week 7 with 3,587 rushing yards, No. 1 all-time at Vanderbilt.

Webb started the season No. 20 all-time among SEC backs and has moved up to 16th through five games. He's sixth on the



active rushers list in the NCAA.

If Webb duplicates a sensational 2016 campaign, he could move to No. 2 on the

league's all-time charts behind Georgia's legendary Herschel Walker.

In 2016, Webb broke the Commodore single-season record en route to setting the new school career mark. He rushed for 1,283 yards, surpassing Zac Stacy's previous record of 1,193 yards in 2011. He also added 13 rushing touchdowns and posted seven games of 100+ rushing yards.

The 2016 All-SEC performer has been remarkably consistent and durable as a Commodore. Since entering the lineup in 2014, Webb has set freshman, sophomore and junior rushing records. He enters the weekend riding a 43-game consecutive start streak.

ACTIVE NCAA RUSHING LEADERS

1. Royce Freeman - Oregon	4,800
2. Justin Jackson - Northwestern	4,468
3. Larry Rose III - New Mexico St.	4,101
4. Nick Chubb - Georgia	4,042
5. Jarvion Franklin - W. Michigan	4,010
6. Ralph Webb - Vanderbilt	3,587

Webb's Vanderbilt records

- ★ Career rushing yards: 3,587
- ★ Career rush attempts: 826
- ★ Single-season rushing yards: 1,283
- ★ Single-season rush attempts: 277 (2016)
- ★ Rushing yards by a junior: 1,283
- ★ Rushing yards by a sophomore: 1,152
- ★ Rushing yards by a freshman: 907
- ★ Most 100+ rushing games in a season: 7 (2016)
- ★ Most 100+ rushing games in a career: 13

Webb would like to break one more career record held by Stacy. He is seven rushing touchdowns shy of breaking Stacy's mark for rushing touchdowns.

Webb eclipsed Stacy's career mark in a 111-yard rushing performance against NC State in the Camping World Independence Bowl Dec. 26.

In 2016, Webb also became just the second Commodore to top 1,000 rushing yards in back-to-back seasons. He joined Stacy, who accomplished the feat in 2011-12.

SEC ALL-TIME RUSHERS

Name	Yards	Years
1. Herschel Walker, UGA	5,259	1980-82
2. Darren McFadden, ARK	4,590	2005-07
3. Kevin Faulk, LSU	4,557	1995-98
4. Bo Jackson, AU	4,303	1982-85
5. Erric Rhett, FLA	4,163	1989-93
6. Dalton Hilliard, LSU	4,050	1982-85
7. *Nick Chubb, UGA	4,042	2014-
8. Charles Alexander, LSU	4,035	1975-78
9. Anthony Dixon, MSU	3,994	2006-09
10. Emmitt Smith, FLA	3,928	1987-89
11. Sonny Collins, UK	3,835	1972-75
12. Carnell Williams, AU	3,831	2001-04
13. Leonard Fournette, LSU	3,830	2014-16
14. Alex Collins, ARK	3,703	2013-15
15. Derrick Henry, ALA	3,591	2013-15
16. *Ralph Webb, VU	3,587	2014-
17. Shaun Alexander, ALA	3,565	1996-99
18. James Brooks, AU	3,523	1977-80
19. Bobby Humphrey, ALA	3,420	1985-88
20. Joe Cribbs, AU	3,368	1976-79

* active players

VANDERBILT'S RECORD WHEN...

home.....	2-2
road.....	1-1
neutral.....	0-0
day games.....	1-3
night games.....	2-0
overtime.....	0-0
VU scores on 1st possession.....	2-0
Opp. scores on 1st possession.....	0-1
VU scores first.....	3-0
Opp. scores first.....	0-3
VU leads after 1st quarter.....	3-0
Opp. leads after 1st quarter.....	0-2
Tied after 1st quarter.....	0-1
VU leads at halftime.....	2-0
Opp. leads at halftime.....	0-2
Tied at halftime.....	1-1
VU leads after 3rd quarter.....	2-0
Opp. leads after 3rd quarter.....	0-3
Tied after 3rd quarter.....	1-0
VU has more total yards.....	2-0
Opp. has more total yards.....	1-3
VU has more rushing yards.....	2-0
Opp. has more rushing yards.....	1-3
VU has more passing yards.....	3-2
Opp. has more passing yards.....	0-1
VU has more turnovers.....	0-1
Opp. has more turnovers.....	3-1
Teams have equal turnovers.....	0-1
VU forces 1+ turnovers.....	3-1
VU has more penalties.....	1-0
Opp. has more penalties.....	2-3
Teams have equal penalties.....	0-0
VU has more time of possession.....	2-0
Opp. has more time of possession.....	1-3
VU has 100-yard rusher.....	0-0
Opp. has 100-yard rusher.....	1-3
VU has 300-yard passer.....	0-0
Opp. has 300-yard passer.....	0-0
VU has 100-yard receiver.....	1-0
Opp. has 100-yard receiver.....	1-0
VU scores less than 20 points.....	1-2
Opp. scores less than 20 points.....	3-0
VU scores 20+ points.....	2-1
Opp. scores 20+ points.....	0-3
VU scores 30+ points.....	1-0
Opp. scores 30+ points.....	0-2
Playing on grass.....	0-1
Playing on turf.....	3-2
VU defense scores.....	0-0
Opp. defense scores.....	0-0
VU scores special teams TD.....	0-0
Opp. scores special teams TD.....	0-0
vs. Associated Press Top 5.....	0-2
vs. Associated Press Top 10.....	0-2
vs. Associated Press Top 15.....	0-2
vs. Associated Press Top 25.....	1-3
VU rushes for 100+ yards.....	1-0
Opp. rushes for 100+ yards.....	1-3
VU rushes for 200+ yards.....	0-0
Opp. rushes for 200+ yards.....	1-3
VU passes for 200+ yards.....	3-1
Opp. passes for 200+ yards.....	0-1
VU passes for 250+ yards.....	1-1
Opp. passes for 250+ yards.....	0-0
VU passes for 300+ yards.....	0-0
Opp. passes for 300+ yards.....	0-0
VU totals less than 300 yards total offense.....	1-2
Opp. totals less than 300 yards total offense.....	3-0
VU totals 300+ yards total offense.....	2-1
Opp. totals 300+ yards total offense.....	0-2



BEST ON BEST

The Commodores bring the fourth-best pass defense in the nation and second best in the SEC to Ole Miss, where the Rebels own the eighth-best passing offense in the nation and top-ranked in the SEC.

Vanderbilt has not allowed more than 249 yards passing in any of the club's first six games. The Dores yielded 249 through the air at Florida with the Gators the only team to top 200 yards passing against VU. The Commodores held both Alabama A&M (44 yards) and Kansas State (76 yards) under 100 yards passing. Middle Tennessee's vaunted passing attack (49th nationally) was held to just 166 yards by the Dores in the season-opener. Opponents have scored only five passing touchdowns all year against Vanderbilt.

The Rebels have passed for over 340 yards in four of the team's five games, topping 400 yards in each of the first two games.

Quarterbacks for both teams have led their teams through the first half of the season. Kyle Shurmur has been a catalyst for the Commodores throwing for 1,157 yards and 12 touchdowns, second-most in the league.



SHURMUR

Ole Miss QB Shea Patterson paces the SEC with 13 TDs and a league-best 358.4 yards per game.

Conversely, both teams have struggled to run the football in the first half of the year. The Commodores enter the week-end averaging 76.7 yards rushing and the Rebels average 76.0 yards on the ground per game.

PASSING GAME

	PASSING YARDS/GAME	NATL RANK	SEC RANK
Vanderbilt Defense	140.3	4	2
Ole Miss Offense	358.4	8	1

ONE UP

Vanderbilt is one game better than a year ago when the team was 2-4 through the team's first six games before rebounding to go 4-2 in the second half and earn a berth in the Camping World Independence Bowl against NC State.

The Commodores' 3-3 start is the best record for the program at the halfway mark since 2013 when the Dores went 9-4, with

a five-game winning streak including a win over Houston in the BBVA Compass Bowl.

ONE YEAR LATER

	2017	2016
Total Offense	277.0	299.5
Rush Offense	76.7	147.2
Pass Offense	200.3	152.3
Scoring Offense	20.3	19.0
Total Defense	381.3	392.2
Rush Defense	241.0	176.8
Pass Defense	140.3	215.3
Scoring Defense	25.8	23.0

TOUGH STRETCH

Vanderbilt wrapped up the team's toughest stretch of games in program history last week after facing four straight Top 25 teams in No. 18 Kansas State, No. 1 Alabama, No. 21 Florida and No. 5 Georgia.

The last time VU took on two Top 5 teams was 2012.

During the stretch, the Commodores

faced some of the best defenses in the country with all four teams in the Top 55 in total and scoring

TOUGH DEFENSES

	TOTAL DEF	SCORING DEF
KSU	44th	32nd
ALA	5th	4th
FLA	55th	53rd
UGA	3rd	2nd

defense. Three of the four teams also rank inside the Top 50 nationally against the run.

TACKLING DUO

Senior Emmanuel Smith and junior LaDarius Wiley have been tackling machines for the Commodores through the first six games, both averaging eight-plus tackles per game.

Smith has been solid in his first season as an insider linebacker, starting every game and leading the Dores with 50 total tackles this season. The Murfreesboro, Tenn. native had just 19 total tackles in the first three years of his career.



E. SMITH



WILEY

Wiley is following up on an impressive 2016 campaign with another impressive season. The Los Angeles native has made at least six stops in four straight games, including a career-best 14 against Alabama.

OFFENSE FIRST

The Commodores have received the opening kick in all six games this season, despite going 3-3 on the coin toss.

The Dores took the opening kick for touchdowns against Middle Tennessee and Alabama A&M but have punted on the first possession of the game in each of the last two games. VU scored on their first possession five times last season.

Vandy has allowed points on only one opening possession all season, giving up a touchdown to Georgia last week. Seven opponents took their initial possession for points against the Dores in 2016.

NOTES FROM GEORGIA

★ The Commodores faced off against the team's fourth straight ranked opponent, marking the first time in school history Vanderbilt has played four ranked opponents in a row.

★ Vanderbilt put up 14 points against Georgia, more than the Bulldogs' last two SEC opponents combined.

★ During the two-minute drive to end the first half, Kyle Shurmur passed Jordan Rodgers for sixth all-time in passing yards at Vanderbilt. Shurmur finished the game with 172 yards passing and has 4,069 for his career.

★ Ralph Webb ran for 47 yards against the Bulldogs and moved into 16th all-time for rushing yards in the SEC, passing Alabama's Shaun Alexander with 3,587 career yards.

★ Kalija Lipscomb set a career high in receiving yards with 55 against the Bulldogs.

★ Emmanuel Smith tallied six tackles against Georgia. He has at least five tackles in every game this season.

★ Trent Sherfield hauled in four passes for 47 yards against the Bulldogs. He has had at least two receptions in all six games this season.

★ Bryce Lewis recorded his first career sack and forced fumble in the fourth quarter when he sacked Jacob Eason.

★ Nifae Lealao recovered a fumble for the second time in his career. His first fumble recovery came against Kentucky on Sept. 27, 2014.

★ Vanderbilt has recorded a sack in all six games this season following Jay Woods' sack in the second quarter. It is the longest streak of consecutive games with a sack to start the season since 2012 when they registered a sack in every game that season.



STRENGTH OF SCHEDULE

Vanderbilt's 2017 schedule ranks among the toughest in the nation, with nine opponents appearing in postseason bowls last year.

TOUGH ENOUGH

FBS TEAM	WIN % (W-L)	The cumulative win percentage for Vanderbilt's 12 regular season opponents is .606, tied for ninth highest among NCAA FBS teams.
1. UMass	.652 (101-54)	
2. LSU	.628 (98-58)	
3. East Carolina	.624 (98-59)	
4. South Carolina	.616 (98-61)	
5. Fresno State	.615 (96-60)	
6. Tulane	.614 (94-59)	
7. Syracuse	.613 (95-60)	
8. Georgia Tech	.609 (95-61)	
T-9. Vanderbilt	.606 (94-61)	
T-9. Duke	.606 (94-61)	

The only SEC team facing a more difficult schedule in terms of opponent win percentage is LSU (.628).

Only five teams in the nation face more 2016 bowl teams than Vanderbilt – Syracuse (11), Notre Dame (11), Duke (11), South Carolina (10) and Ole Miss (10).

Vanderbilt's nine opponents that played in bowls are Middle Tennessee, Kansas State, Alabama, Florida, Georgia, South Carolina, Western Kentucky, Kentucky and Tennessee.

18 STARTERS RETURN FOR DORES

Only two other teams in the Southeastern Conference return more starters from the 2016 season than the Commodores.

Head coach Derek Mason brings back 18 starters - nine on offense, seven on defense and two specialists - from a 2016 squad that went 6-6 in the regular season and made an appearance in the Independence Bowl.

Only Georgia and Kentucky - with 19 starters returning - bring back more than the Commodores. Another SEC East team, Florida, returns 17 starters.

The Commodores return virtually all of their offensive firepower from a year ago, including quarterback Kyle Shurmur, record-breaking running back Ralph Webb, fullback Bailey McElwain, wide receivers Trent Sherfield and Kalija Lipscomb and tight end Nathan Marcus. The Dores also return three offensive linemen in Justin Skule, Ean Pfeifer and Bruno Reagan.

The defense returns linemen Nifae Lealao and Jonathan Wynn, linebacker Oren Burks and defensive backs Tre Herndon, Taurean

BACK IN THE SEC

SEC Team – Total 2016 Starters Returning
 Georgia – 19 (10 offense, 8 defense, 1 specialist)
 Kentucky – 19 (8 offense, 9 defense, 2 specialists)
Vanderbilt – 18 (9 offense, 7 defense, 2 specialists)
 Florida – 17 (9 offense, 6 defense, 2 specialists)

Ferguson, Ryan White and LaDarius Wiley. Kicker Tommy Openshaw and punter Sam Loy are also back.

Six more Commodores that started multiples games last year are also back with wide receivers C.J. Duncan and Caleb Scott and tight end Jared Pinkney on offense and end Dare Odeyingbo, safety Arnold Tarpley III and cornerback Bryce Lewis on defense.

IT'S A STREAK

Ralph Webb is slated to make his 44th straight start at Vanderbilt on Saturday, by far the longest active streak on the roster.

On the other side of the ball, Tre Herndon's streak of 29 straight starts was snapped at Florida. No VU defender has started more than nine consecutive games.

Kyle Shurmur (22), Bruno Reagan (21), and Justin Skule (19) are the only other Commodores to have started 10+ consecutive games.

THE GRADUATES

Three Commodores will have the honor of wearing the SEC Graduate patch this season.

Ryan White earned his degree from Vanderbilt last spring alongside Tommy Openshaw, who earned degrees in engineering science and economics, and transfer Scott Sypniewski picked up a diploma from Michigan before joining the Commodores over the summer as the team's long snapper.



CAPTAINS NAMED

The Commodores named six team captains for the 2017 season.

Senior Ryan White is a third-time captain and is the first Commodore to be named a three-time captain since Jay Cutler (2003-05).

Joining White as captains this season are Khari Blasingame, Oren Burks, Tre Herndon, Trent Sherfield and Kyle Shurmur.



WHITE

DOUBLE DUTY MASON

Vanderbilt head coach Derek Mason is on a very short list of college football head coaches that serves as his own defensive coordinators in college football.

Mason and San Diego State head coach Rocky Long are the only two head coaches in the country that run both the team and the defense.

Mason is entering his third season with both duties. Since taking over the defense, the Commodores have ranked among the Top 25 nationally in several defensive categories.

YEAH BRO

The Vanderbilt roster features three sets of brothers.

Dare and Dayo Odeyingbo, Jared and Jalen Pinkney and Emmanuel and Josh Smith.


The Odeyingbo brothers reside on the Dores' defensive line with Dare in his third year and Dayo a true freshman.

The Pinkney brothers are on opposite sides of the ball with



DARE & DAYO ODEYINGBO

Jared lining up at tight end as one of the Commodores' top weapons and talented younger brother and freshman Jalen on



JARED & JALEN PINKNEY

the defensive line.

The Smith brothers have been playing together at VU for



EMMANUEL & JOSH SMITH

the last two years but are roommates for this year for the first time since they were young kids. Both are expected to be major players for VU as linebackers.

NOT SINCE 2011

Vanderbilt's 3-0 start to the season was the team's best start since 2011 when first-year head coach James Franklin led VU to wins over Elon, UConn and Ole Miss.

The 2011 squad finished 6-6 with a trip the AutoZone Liberty Bowl.



HEAD COACH DEREK MASON

Age: 48

Alma Mater: Northern Arizona (playing career 1989-92)

Degrees: Bachelor's, Criminal Justice, NAU 1993

Family: Wife, LeighAnne; daughters, Makenzie & Sydney

Twitter: @CoachDerekMason



VANDERBILT – 2014-17 (Head Coach)

Introduced Jan. 17, 2014 as the 28th head coach in team history... Notched first career victory as head coach in dramatic style, guiding team to 34-31 win over UMass on Sept. 13, 2014... After 2014 season, took over Vanderbilt defensive coordinator responsibilities... Earned first road win at MTSU in October 2015... Earned first SEC victory Oct. 24, 2015 with 10-3 win over Missouri... Mason's 2016 team improved win total for second straight year, winning the final two games of the regular season against Ole Miss and Tennessee to get to six wins and earn an invitation to the Camping World Independence Bowl... Also earned first win over ranked foe on the road vs. Georgia... Offense improved in nearly every category in 2016, finishing sixth nationally in red zone efficiency... The 2016 defense was led by consensus All-American Zach Cunningham, who became just the third Commodore to ever earn first-team All-American status from the Walter Camp Foundation... Defense led the nation in the red zone.

STANFORD – 2013 (Willie Shaw Director of Defense)

Promoted to position of Willie Shaw Director of Defense, Mason guides one of the nation's top defenses as The Cardinal goes 10-3 overall, wins Pac-12 crown and plays in second straight Rose Bowl... Stanford finishes year ranked No. 10 on strength of four victories over ranked opponents... The defense ranks third in NCAA in rushing defense, 10th in scoring defense and 16th in total defense... Unit again ranks among Pac-12's best in numerous defensive categories... For second straight year, Mason's defense limits powerful Oregon spread offense, holding Ducks scoreless for first three quarters in eventual 26-20 Stanford victory... Three of Mason's standouts – LB Trent Murphy, LB Shayne Skov and DB Ed Reynolds – garner postseason All-America recognition.

STANFORD – 2011-12 (associate head coach/defensive coordinator)

Finalist for 2012 Broyles Award as nation's outstanding assistant coach... Stanford goes 23-4 overall in Mason's first two years as coordinator, wins 2012 Pac-12 title, captures 2012 Rose Bowl over Wisconsin, and plays in the 2011 BCS Fiesta Bowl... Mason's 3-4 attacking defense ranked among the NCAA leaders in both seasons... In 2012, the Cardinal defense topped the nation with 57 quarterback sacks, ranked second in tackles for loss, fifth in rushing defense and 11th in scoring defense... Stanford also paced the Pac-12 in scoring defense, total defense, rushing defense and sacks... The 2012 defense also held eight opponents under 100 rushing yards and limited high-powered Oregon to just 14 points in an overtime win... In 2011 the Cardinal was third in the NCAA in rushing defense, sixth in 3rd-down efficiency and 11th in quarterback sacks, and finished among the Pac-12 leaders in scoring defense, total defense, rushing defense, sacks and opponent first downs.

STANFORD – 2010 (defensive backs coach)

Hired by Cardinal head coach Jim Harbaugh... Helped change Stanford into a tough-minded, attacking defense... Unit was key to arguably Stanford's best year of modern era – a 12-1 overall record capped by 40-12 victory over Virginia Tech in the Orange Bowl... The 2010 Cardinal secondary was one of the great turnaround stories in college football as Stanford ranked high nationally in interceptions and pass defense... That unit included three eventual NFL players, including All-Pro cornerback Richard Sherman from the World Champion Seahawks.

MINNESOTA VIKINGS/NFL – 2007-09 (assistant defensive backs coach)

Served as an assistant defensive backs coach for the Minnesota Vikings from 2007 to 2009, playing a vital role in the team ranking sixth in total defense in 2008 and 2009 as the Vikings won NFC North titles each season.

OHIO – 2005-06 (wide receivers)

Hired by former Nebraska head coach Frank Solich, Mason coached Ohio receivers for two years, helping the Bobcats improve from 4-7 in 2005 to a 9-5 campaign in 2006 that ended with a GMAC Bowl appearance.

NEW MEXICO STATE – 2004 (wide receivers)

In lone season at New Mexico State, the Aggie offense with Mason mentoring wide receivers corps topped the Sun Belt Conference in numerous passing categories.

SAINT MARY'S – 2003 (co-defensive coordinator/assistant head coach)

First coordinator responsibilities came in only season at St. Mary's, member of NCAA I-AA Independent League.

UTAH – 2002 (wide receivers/special teams assistant coach)

Hired by Ron McBride, Mason tutored WR Paris Warren, an eventual 7th round draft pick, in his only year at Utah. The 2002 Utes offense featured young QB Alex Smith, the eventual 2005 No. 1 NFL draft pick.

BUCKNELL – 1999-2001 (defensive backs)

Secondary coach for three straight winning Bison squads... Coached two Bucknell defensive backs to All-Patriot League recognition... Bison defensive staff was directed by current Vanderbilt coordinator David Kotulski.

IDAHO STATE – 1997-98 (running backs)

Mason coached Idaho State running backs for two years under head coach Tom Walsh.

WEBER STATE – 1995-96 (wide receivers)

Mason worked with Weber State receivers, including Pokey Eckford, who earned All-America honors in 1995 after catching 77 passes for 1,074 yards and six TDs.

MESA (ARIZ.) COMMUNITY COLLEGE – 1994 (wide receivers)

Mason entered collegiate coaching as a receivers coach with community college located in San Diego.

NFL MINORITY COACHING FELLOWSHIP PROGRAM

Mason spent time with the St. Louis Rams in 1996, New York Giants and Oakland Raiders through the Minority Coaching Fellowship Program. Philadelphia in 1999 and Minnesota in 2008.

MASON AT THE HELM

	2017	Career
Overall.....	3-3	16-27
Home.....	2-2	12-11
Road.....	1-1	4-14
Neutral.....	0-0	0-1
SEC.....	0-3	5-22
Overtime.....	0-0	1-0
Grass.....	0-1	1-9
Turf.....	3-2	15-18
vs. AP Top 5.....	0-2	0-4
vs. AP Top 10.....	0-2	0-5
vs. AP Top 15.....	0-2	0-10
vs. AP Top 25.....	1-3	2-13
Leading after 1Q.....	3-0	7-3
Trailing after 1Q.....	0-2	6-20
Tied after 1Q.....	0-1	3-4
Leading at half.....	2-0	11-5
Trailing at half.....	0-2	4-21
Tied at half.....	1-1	1-1
Leading after 3Q.....	2-0	10-2
Trailing after 3Q.....	0-3	4-25
Tied after 3Q.....	1-0	2-0
Scoring first.....	3-0	9-7
Opp. scoring first.....	0-3	7-20
Scoring 20+ points.....	2-1	12-3
Allowing 20+ points.....	0-3	6-21
Scoring 30+ points.....	1-0	9-1
Allowing 30+ points.....	0-3	3-13
Decided by 3 points or less.....	0-0	4-3
Decided by 10 points or less.....	1-0	8-12
Rush for <100 yards.....	2-3	3-9
Rush for 100+ yards.....	1-0	11-17
Rush for 200+ yards.....	0-0	4-1
Pass for <200 yards.....	0-2	8-18
Pass for 200+ yards.....	3-1	5-8
Pass for 250+ yards.....	1-1	4-3
Pass for 300+ yards.....	0-0	2-0
Total 300+ yards offense.....	2-1	12-11
Opp. rush for <100 yards.....	2-0	9-3
Opp. pass for <200 yards.....	3-0	7-9
Opp. total <300 yards.....	3-0	5-3
Win turnover margin.....	3-1	8-5
Tie turnover margin.....	0-1	5-6
Lose turnover margin.....	0-1	3-16

COACHING STAFF

On the Field

- Jeff Genyk, Special Teams Coord./RBs
- C.J. Ah You, Defensive Line
- Gerry Gdowski, Quarterbacks
- Cortez Hankton, Wide Receivers
- Chris Marve, Inside Linebackers
- Marc Mattioli, Secondary
- Cameron Norcross, Offensive Line

In the Booth

- Andy Ludwig, Offensive Coord./TEs
- Warren Belin, Outside Linebackers



SON OF A...

Two Commodores are sons of former NFL players.

Jaire George is the son of former Titans legend and Heisman Trophy winner Eddie George.

Caleb Scott is the son of former Commodore great and NFL WR Chuck Scott, who played for Los Angeles and Dallas.

THE LEAGUE

Vanderbilt has 11 former Commodores on NFL rosters.

Adam Butler, Zach Cunningham, Will Holden and Andrew Jelks are all in their rookie seasons.

Butler was signed by the New England Patriots as a non-drafted free agent in the spring before making the team during camp.

Cunningham was a second round pick by Houston last spring after an All-American season for the Dores in 2016.

Holden was a fifth round selection by the Arizona Cardinals after a stellar Vanderbilt career.

Jelks missed his final two seasons at Vanderbilt with injuries but was picked up by the Patriots.

The four rookies join seven experienced Dores in the league, including Casey Hayward, Andre Hal and Jordan Matthews.

COMMODORES IN THE LEAGUE

Notes from NFL (Sept. 24)

Adam Butler (2013-16) // New England // Butler made the Patriots' 53-man opening day roster after signing as an undrafted rookie free agent with the defending Super Bowl champions last May. Butler is playing both tackle and end at New England. **Week 5: After starting three straight games, Butler gave the Patriot defense a lift last Thursday night as a reserve defensive lineman, contributing two tackles in New England's 19-14 road victory over the Tampa Bay Bucs. What's next: The 3-2 Patriots travel to East Rutherford, N.J. this Sunday to face the divisional rival New York Jets. Kickoff is noon CT.**

Zach Cunningham (2013-16) // Houston // The 57th overall pick of the 2017 NFL Draft, Cunningham has impressed since he arrived in Houston. A consensus First Team All-America inside linebacker for the Commodores in 2016, Cunningham has received high marks from Texas coaches with his abilities to play the rush and defend the pass. Cunningham joins a Houston defense that features returning linebacker starters Benardrick McKinney and Brian Cushing, All-Pro tackle J.J. Watt, end Jadeveon Clowney and former Commodore defensive back Andre Hal. **Week 5: Cunningham and the Texans lost 42-34 to undefeated Kansas City in NRG Stadium Sunday night. Cunningham produced a career-high nine tackles and one forced fumble in the loss. What's next: The 2-3 Texans host 0-5 Cleveland this Sunday. Kickoff is scheduled for noon CT.**

Jay Cutler (2002-05) // Miami // Retirement didn't last long for the veteran Cutler, who has decided to continue his career with former Bears mentor Adam Gase in South Beach. Gase confirmed Cutler's return to the NFL in early August. Cutler, named to the Vanderbilt Athletics Hall of Fame in 2015, has thrown for 32,467 yards and 208 touchdowns during an 11-year career with Denver and Chicago. He suffered a season-ending arm injury midway through the 2007 season, and announced intentions in May to join FOX Sports as a NFL color analyst. A leg injury to Dolphin QB Ryan Tannehill opened a path for Cutler's return to the game. After a strong preseason, Cutler looks to lead Miami back to the playoffs. **Week 5: Cutler and the Dolphins broke a two-game skid with a 16-10 victory over Tennessee last Sunday in Miami's first home appearance of the season. Cutler completed 12 of 26 passes and guided the Dolphins to a game-clinching drive in the fourth quarter. What's next: Cutler and the 2-2 Dolphins return to the road Sunday, Oct. 15, traveling to Atlanta to face the 3-2 Falcons. Kickoff is noon CT.**

Andre Hal (2010-13) // Houston // Hal, the Texans' starting free safety, signed a new three-year deal in August in advance of his fourth season with the club. Hal is coming off his finest year, helping Houston advance to the second round of the AFC playoffs by registering 60 total tackles, three interceptions and 10 passes defended. In his final appearance last year, Hal registered six total tackles, an interception and two defended passes in Houston's playoff loss to the Patriots. The former Commodore cornerback also earned 11 starts at free safety last year, and has 22 career starting assignments. Former Vanderbilt All-America Zach Cunningham joins Hal on the Houston roster. **Week 5: Hal was credited with nine total tackles, including four solo stops, and a pass breakup as the Texans lost an exciting 42-34 home game to undefeated Kansas City in NRG Stadium Sunday night. What's next: The 2-3 Texans host 0-5 Cleveland this Sunday at NRG Stadium. Kickoff is scheduled for noon CT.**

Casey Hayward (2008-11) // L.A. Chargers // Hayward enters his sixth season regarded as one of the NFL's elite cornerbacks. In 2016, Hayward enjoyed his finest season, earning his initial Pro Bowl recognition after leading the league with seven interceptions. He also ranked second in the league with 21 pass deflections, and finished the 2016 regular season with 35 solo tackles. He joins former Commodore offensive lineman Spencer Pulley on the Charger roster. **Week 5: Hayward contributed three solo tackles and a pass breakup as the Chargers notched their first win of the season, 27-22 over the New York Giants Sunday in East Rutherford, N.J. What's next: The 1-4 Chargers look for their second straight victory on Sunday, Oct. 15 as they travel north to the Bay Area to face the 2-3 Oakland Raiders. Kickoff is 3:25 p.m. CT.**

Will Holden (2013-16) // Arizona // Selected in the fifth round of the 2017 NFL Draft, Holden earned a spot of Arizona's 53-man opening day roster with a solid showing during the preseason. He has the versatility to play either tackle or guard for the Cardinals. **Week 4: Holden participated on special team conversion units and played limited snaps on the offensive line as the 1-2 Cardinals dropped a 28-17 decision to the Dallas Cowboys on Monday Night Football Sept. 25. Week 5: Holden enjoyed substantial snaps at right tackle and on special teams in the Cardinals' road loss at Philadelphia on Oct. 8. His action at tackle followed a starting assignment at left guard against San Francisco on Oct. 1. What's next: The 2-3 Cardinals will host Tampa Bay on Sunday, Oct. 15 in University of Phoenix Stadium. Kickoff is 3 p.m. CT.**

Andrew Jelks (2013-16) // New England // Jelks was placed on the reserve/non-football injury list Sept. 2 by the Patriots. New England coach Bill Belichick was impressed by Jelks at Vanderbilt Pro Day in March, then added Jelks as an undrafted free agent in May. Though he missed the last two seasons at Vanderbilt due to injury, Jelks joins fellow Commodore undrafted rookie free agent Adam Butler with the Patriots.

Wesley Johnson (2010-13) // New York Jets // Johnson enters his fourth professional season as the Jets' starting center, a role that Nick Mangold has served for the last decade. Johnson is coming off a 2016 campaign when he filled in admirably for an injured Mangold, starting eight of the final nine games for the Jets. **Week 5: Johnson earned his fifth straight start for the Jets at center, helping New York record its third consecutive victory - a 17-14 home triumph over the Browns at Cleveland's FirstEnergy Stadium. What's next: The 3-2 Jets face a huge test on Sunday, Oct. 15 as they host defending Super Bowl champion New England at MetLife Stadium in East Rutherford, N.J. Kickoff is noon CT.**

Jordan Matthews (2010-13) // Buffalo // Matthews enters his fourth season in the NFL. On Aug. 11, 2017, Matthews was traded from Philadelphia to the Buffalo Bills. Matthews has missed three weeks this preseason with an injury, but is expected to start in the season opener vs. New York. The Commodores' all-time leading receiver is coming off a campaign when he ranked second on the Eagles with 73 receptions and 804 receiving yards. Matthews posted impressive numbers in Philly: 225 receptions, 2,673 receiving yards and 19 touchdown catches in 35 career starts. Matthews is expected to miss up to a month after suffering a thumb injury Oct. 1 at Atlanta. **Week 5: Matthews did not play due to injury in the Bills' 20-16 loss at Cincinnati on Oct. 8. Matthews is expected to miss three weeks of action after suffering a thumb injury Oct. 1 at Atlanta. What's next: The 3-2 Bills are idle this weekend and return Oct. 22 by hosting Tampa Bay in Buffalo.**

Spencer Pulley (2011-15) // L.A. Chargers // Entering his second professional season, Pulley looks to be the opening day starter as Philip Rivers' center in Los Angeles. Pulley has enjoyed a quick rise since signing with the Chargers as an undrafted rookie free agent in May 2016. As a rookie, Pulley saw action in all 16 games for San Diego, contributing on both special teams and the offensive line. He joins former Commodore cornerback Casey Hayward on the Charger roster. **Week 5: Pulley earned his fifth consecutive start at center, helping the Chargers register their first victory of the year with a come-from-behind 27-22 road win over the New York Giants in East Rutherford, N.J. What's next: The 1-4 Chargers look for their second straight victory on Sunday, Oct. 15 as they travel up the Pacific Coast to face the 2-3 Oakland Raiders. Kickoff is 3:25 p.m. CT.**

Stephen Weatherly (2012-15) // Minnesota // Weatherly enters his second season in Minneapolis aiming for an important role on the Vikings' defensive front. Selected in the 7th round of the 2016 NFL Draft, Weatherly finished last year on Minnesota's active roster, garnering a couple of tackles in late-season appearances. Weatherly has worked hard to transition from an outside linebacker at Vanderbilt, and currently sits at the top reserve to Viking right end starter Everson Griffen. **Week 5: Weatherly and the Vikings face the divisional rival Chicago Bears on Monday Night Football. Kickoff is 7:30 p.m. CT. What's next: The Vikings stay in the division on Sunday, Oct. 15, playing host to 4-1 Green Bay in U.S. Bank Stadium. Kickoff is noon CT.**



NATIONAL RANKINGS

AP Top 25

Week 7

	Record	Points	Prev
1. Alabama (43)	6-0	1507	—
2. Clemson (18)	6-0	1481	—
3. Penn State	6-0	1370	4
4. Georgia	6-0	1327	5
5. Washington	6-0	1284	6
6. TCU	5-0	1192	8
7. Wisconsin	5-0	1127	9
8. Washington State	6-0	1094	11
9. Ohio State	5-1	1051	10
10. Auburn	5-1	914	12
11. Miami	4-0	908	13
12. Oklahoma	4-1	851	3
13. USC	5-1	795	14
14. Oklahoma State	4-1	712	15
15. Virginia Tech	5-1	617	16
16. Notre Dame	5-1	583	21
17. Michigan	4-1	524	7
18. South Florida	5-0	482	—
19. San Diego State	6-0	465	—
20. NC State	5-1	421	24
21. Michigan State	4-1	416	NR
22. UCF	4-0	274	25
23. Stanford	4-2	109	NR
24. Texas Tech	4-1	105	NR
25. Navy	5-0	74	NR

Dropped from rankings: Louisville 17, Utah 20, Florida 21, West Virginia 23

Others receiving votes: Georgia Tech 39, West Virginia 26, Louisville 25, Utah 17, LSU 9, Florida 9, Kentucky 6, Iowa State 5, Texas A&M 4, Memphis 2

Coaches Poll

Week 7

	Record	Points	Prev
1. Alabama (57)	6-0	1617	—
2. Clemson (8)	6-0	1568	—
3. Penn State	6-0	1454	4
4. Washington	6-0	1404	5
5. Georgia	6-0	1380	6
6. Wisconsin	5-0	1243	8
7. TCU	5-0	1229	10
8. Ohio State	5-1	1146	9
9. Washington State	6-0	1117	11
10. Miami	4-0	1003	12
11. Auburn	5-1	941	13
12. Oklahoma	4-1	919	3
13. USC	5-1	818	15
14. Oklahoma State	4-1	788	—
15. South Florida	5-0	622	16
16. Michigan	4-1	612	7
17. Virginia Tech	5-1	599	19
18. San Diego State	6-0	516	21
19. Notre Dame	5-1	498	22
20. NC State	5-1	455	24
21. UCF	4-0	273	25
22. Michigan State	4-1	261	NR
23. Utah	4-1	122	18
24. Navy	5-0	110	NR
25. Stanford	4-2	107	NR

Dropped from rankings: Louisville 17, Florida 20, West Virginia 23

Others receiving votes: Louisville 85, Georgia Tech 47, Kentucky 41, West Virginia 29, Texas Tech 29, Florida 23, Texas A&M 14, Troy 10, Memphis 9, LSU 9, Wake Forest 5, Virginia 5, Iowa State 4, Mississippi State 3, Iowa 3, South Carolina 3, Texas 2, Colorado State 2

COACHING STAFF CONSISTENCY

One year after changing numerous coaching positions, head coach Derek Mason heads into his fourth season at Vanderbilt with a staff largely intact from a year ago.

The only offseason change Mason made was forced by illness. Warren Belin, a long-time Commodore defensive coach under Bobby Johnson, returned to campus, serving as Mason's outside linebackers coach.



BELIN

Belin was enticed to Vanderbilt only after learning Osia Lewis would be leaving his duties to battle a liver cancer diagnosis. Lewis left his on-field responsibilities in February, moving into a senior defensive assistant/consultant to the head coach role.

Before the 2016 season, Mason brought on five new staffers: Lewis, Jeff Genyk (special teams coordinator/running backs), Cameron Norcross (offensive line), C.J. Ah You (defensive line) and Chris Marve (inside linebackers).

Only Gerry Gdowski remains from Mason's original staff. Last year, Gdowski mentored Vanderbilt quarterbacks after coaching tight ends in 2014-15.

EXPERIENCE MATTERS

For the first time in the Derek Mason era the Commodores started an overwhelming amount of upperclassmen in 2016.

In the Dores' 13 games last year, 70.3% of the squad's starts went to juniors and seniors. The previous year just 54.2% of the starts went to older student-athletes and only 46.2% of the starts in Mason's first year in 2014.

THREE DORES BACK AFTER ALL-SEC FRESHMAN CAMPAIGNS

Vanderbilt sophomores Sam Loy, Ean Pfeifer and Jared Pinkney are coming off a season when they earned All-SEC Freshman honors from Athlon Sports.

Pfeifer and Pinkney were named to Athlon's first team all-freshman squad. Loy was named as Athlon's second-team punter.

FOUR DORES ON SENIOR BOWL WATCH LIST

Prior to the season, four Commodores were named to the Reese's Senior Bowl watch list.

The four Dores are four of the most productive athletes on the 2017 roster led by Vanderbilt all-time leading rusher Ralph Webb. The star running back set the all-time VU rushing mark last fall and holds the class record for Vandy freshmen, sophomores and juniors entering his senior season.

CLEAR BAG POLICY

The SEC has adopted a league-wide clear bag policy for the 2017-18 season restricting what is allowed inside stadiums, including bats and stadium seat-backs.

LET'S BE CLEAR...

The following clear bag policy will be in effect for all events that take place at Vanderbilt Stadium, Memorial Gym and Hawkins Field beginning in August 2017.

APPROVED ITEMS

- 16" x 16" STADIUM CUSHION (NO POCKETS/NO BAGS)
- 12" x 12" x 12" CLEAR BAG
- 1 GALLON PLASTIC FREEZER BAG
- CLUTCH WITH SHOULDER STRAP (NO LARGER THAN 4.5" x 6.5")
- CLUTCH WITH WRIST STRAP (NO LARGER THAN 4.5" x 6.5")

NON-APPROVED ITEMS

- BACKPACK
- BINOCULAR CASE
- CAMERA CASE
- CINCH BAG
- TINTED PLASTIC BAG
- PRINTED PATTERNED PLASTIC BAG
- FANNY PACK
- STADIUM SEAT W/ BACK
- OVERSIZED TOTE BAG
- DIAPER BAG
- MESH BAG
- PURSE



BURKS, WEBB EARN PRESEASON ALL-SEC NOD

Oren Burks and Ralph Webb were named preseason All-Southeastern Conference recipients by the league’s head coaches prior to the season.

The duo also earned preseason recognition from the media attending SEC Media Days in July.

SEC head coaches voted Webb, a rising senior running back from Gainesville, Fla., and Burks, a rising senior linebacker from Fairfax Station, Va., as third-team all-conference recipients.

A preseason candidate for the Doak Walker and Maxwell awards, Webb enters his final season with 3,342 rushing yards. Webb ranks No. 20 on the SEC career rushing charts and could climb into the league’s top five with a season comparable to last year when he set a new team single-season record with 1,283 rushing yards.

A Butkus Award candidate, Burks finished with 40 unassisted tackles, 59 total stops, 6.5 tackles for loss, 3.5 quarterback sacks and an interception last year. Burks’ career statistics of 155 total tackles and four interceptions are active team highs.

POLY PIPELINE GROWING IN NASHVILLE

Vanderbilt’s Poly pipeline continues to grow in 2017 with six student-athletes on the roster with Polynesian descent, doubling last year’s total.

Senior Nifae Lealao is the elder statesman of the group and has been joined by now redshirt freshmen Josiah Sa’o and Sean McMoore. Sa’o plays alongside Lealao on the defensive line with McMoore on the offensive line. McMoore is the first Hawaiian to suit up for VU while Lealao and Sa’o both hail from California.

The Dores’ freshman class features three new players with Poly blood, including two from The Rock in Feleti Afemui and Jonah Buchanan. Afemui is a linebacker from Kahului with Buchanan playing alongside Lealao and Sa’o on the defensive line from Honolulu. Michael Owusu rounds the gridiron group playing outside linebacker from Oxnard, Calif.

Vanderbilt’s soccer team joined the Polynesian party, adding sophomore Taiana Tolleson to the growing ‘ohana’ (family) at Vanderbilt.

Even with seven Polynesians in athletics on West End, the most famous Polynesian in Nashville remains Heisman Trophy winner and Tennessee Titans QB Marcus Mariota.

LIKE FATHER, LIKE SON

WR Caleb Scott and DB Donovan Sheffield are second-generation Commodores. Both following their dad’s collegiate path through Vanderbilt

Scott is the son of former Commodore TE Chuck Scott (1981-84). Scott’s dad was a 1983 All-America and two-time All-SEC pick who still ranks T-3rd all-time among Commodores with 20 TD catches, sixth in receiving yards (2,219), and seventh in receptions (145).

Sheffield is the son of DB Robert Sheffield (1993-95). Sheffield’s dad was a three-year letterwinner at cornerback from 1993-95.

SEC STANDINGS

Eastern Division

Team	OVR	SEC	Home	Road	Strk
Georgia	6-0	3-0	3-0	3-0	W6
Florida	3-2	3-1	2-1	1-0	L1
Kentucky	5-1	2-1	3-1	2-0	W2
S. Carolina	4-2	2-2	2-1	1-1	W1
Tennessee	3-2	0-2	2-1	0-1	L1
Vanderbilt	3-3	0-3	2-2	1-1	L3
Missouri	1-4	0-3	1-3	0-1	L4

Western Division

Team	OVR	SEC	Home	Road	Strk
Alabama	6-0	3-0	3-0	2-0	W6
Auburn	5-1	3-0	4-0	1-1	W4
Texas A&M	4-2	2-1	3-1	0-1	L1
LSU	4-2	1-1	2-1	1-1	W1
Miss. St.	3-2	1-2	2-0	1-2	L2
Arkansas	2-3	0-2	2-1	0-1	L1
Ole Miss	2-3	0-2	2-0	0-3	L3

This Week in the SEC

Saturday, Oct. 14

South Carolina at Tennessee | 11 a.m. | ESPN
 BYU at Mississippi State | 11 a.m. | SECN
 Auburn at LSU | 2:30 p.m. | CBS
 Vanderbilt at Ole Miss | 2:30 p.m. | SECN
 Texas A&M at Florida | 6 p.m. | ESPN2
 Arkansas at Alabama | 6:15 p.m. | ESPN
 Missouri at Georgia | 6:30 p.m. | SECN

Next Week in the SEC

Saturday, Oct. 21

Idaho at Missouri | 11 a.m. | SECN
 Tennessee at Alabama | 2:30 p.m. | CBS
 Kentucky at Mississippi State | 3 p.m. | SECN
 Auburn at Arkansas | TBA | TBA
 LSU at Ole Miss | TBA | TBA

All times Central

VU Weekly Award Winners

SEC co-Defensive Player of the Week

LaDarius Wiley - Week 3 - vs. Kansas State

Maxwell/Bednarik Defensive Player of the Week

Joejuan Williams - Week 3 - vs. Kansas State



GAME	FINAL SCORE	SCORE BY QUARTER				FIRST DOWNS				RUSHING			PASSING			OFFENSE		PUNTING	FUMBLES	PENALTY	THIRD	TOTAL
		1	2	3	4	RU	PA	PN	TOT	ATT	YDS	TD	C-A-I	YDS	TD	ATT	YDS	NO-AVG	NO-LOST	NO-YDS	DOWNS	TOP
VU	28	14	7	7	0	5	10	0	15	35	71	1	20-28-0	296	3	63	367	7-41.9	1-0	6-69	8-16	36:33
MT	6	0	0	0	6	3	8	3	14	26	49	0	18-31-1	166	1	57	215	7-40.7	1-0	4-14	0-12	23:27
AAMU	0	0	0	0	0	4	1	2	7	32	59	0	8-21-2	44	0	53	103	10-35.4	1-0	5-21	2-14	29:19
VU	42	14	21	7	0	8	10	0	18	35	174	2	19-26-0	227	4	61	401	5-33.2	0-0	4-40	6-13	30:41
KSU	7	0	7	0	0	10	3	0	13	35	201	1	10-28-2	76	0	63	277	7-37.7	0-0	7-68	4-16	30:27
VU	14	7	0	0	7	2	9	0	11	32	65	1	14-23-0	205	1	55	270	8-33.5	1-1	5-50	4-13	29:33
ALA	59	21	10	21	7	24	12	2	38	66	496	6	17-27-0	181	2	93	677	2-32.0	3-0	6-40	9-15	42:55
VU	0	0	0	0	0	1	1	1	3	16	40	0	7-22-1	38	0	38	78	9-43.7	1-1	5-20	1-10	17:05
VU	24	7	10	0	7	3	13	1	17	20	46	0	18-40-0	264	3	60	310	6-41.0	2-0	4-38	3-13	24:00
FLA	38	7	10	7	14	11	9	3	23	51	218	5	17-26-0	249	0	77	467	5-42.2	1-0	9-64	7-16	36:00
UGA	45	7	14	17	7	21	6	0	27	54	423	4	10-14-0	126	2	68	549	1-59.0	2-1	7-46	7-11	34:23
VU	14	0	7	0	7	3	8	0	11	22	76	1	17-31-0	172	1	53	236	7-36.3	0-0	5-25	6-15	25:37
VU																						
OM																						
VU																						
SC																						
WKU																						
VU																						
UK																						
VU																						
MIZ																						
VU																						
VU																						
UT																						

Vanderbilt Long Plays

YARDS	RUSH	PASS	KR	PR	TD
20-29	1	9	2	-	2
30-39	1	7	-	-	1
40-49	-	1	-	-	1
50-59	-	-	-	-	-
60-69	-	-	-	-	-
70-79	-	1	-	-	1
80-89	-	-	-	-	-
90-99	-	-	-	-	-
TOTALS	2	18	2	0	5

Three-&-Out Drives

	VANDERBILT	OPPONENT
	THREE-&-OUTS/DRIVES	THREE-&-OUTS/DRIVES
@Middle Tenn.	5/15 (33.3%)	6/13 (46.2%)
Alabama A&M	1/13 (7.7%)	6/14 (42.9%)
Kansas State	5/13 (38.5%)	4/12 (33.3%)
Alabama	7/12 (58.3%)	1/12 (8.3%)
@Florida	4/11 (36.4%)	3/12 (25.0%)
Georgia	2/10 (20.0%)	0/11 (0.0%)
@Ole Miss		
@S. Carolina		
W. Kentucky		
Kentucky		
Missouri		
@Tennessee		
	24/74 (32.4%)	20/74 (27.0%)

Opponent Long Plays

YARDS	RUSH	PASS	KR	PR	TD
20-29	7	7	-	-	2
30-39	2	3	-	-	3
40-49	-	2	-	-	1
50-59	1	-	-	-	1
60-69	1	-	-	-	1
70-79	-	-	-	-	-
80-89	-	-	-	-	-
90-100	-	-	-	-	-
TOTALS	11	12	0	0	8



Vanderbilt Scoring Drives

OPP	PLAYS	YARDS	TIME	SCORING PLAY
@MT	5	75	2:29	Lipscomb 37-yd pass from Shurmur
@MT	3	40	1:04	Webb 1-yd run
@MT	13	76	7:43	Lipscomb 4-yd pass from Shurmur
@MT	3	80	1:24	Webb 73-yd pass from Shurmur
AAMU	11	67	6:22	Webb 6-yd run
AAMU	6	54	3:10	Pinkney 10-yd pass from Shurmur
AAMU	6	81	2:33	Lipscomb 45-yard pass from Shurmur
AAMU	3	10	0:53	Shurmur 1-yd run
AAMU	4	65	1:28	Sherfield 25-yd pass from Shurmur
AAMU	1	23	0:06	Pinkney 23-yd pass from Shurmur
KSU	13	84	7:53	Duncan 2-yd pass from Shurmur
KSU	4	33	1:53	Shurmur 2-yd run
UF	7	75	3:55	Lipscomb 13-yd pass from Shurmur
UF	7	75	3:12	Scott 12-yd pass from Shurmur
UF	9	60	3:57	Openshaw 42-yd FG
UF	14	77	3:56	Marcus 7-yd pass from Shurmur
UGA	6	75	1:30	Webb 1-yd run
UGA	4	1	0:59	Duncan 3-yd pass from Shurmur

Opponent Scoring Drives

OPP	PLAYS	YARDS	TIME	SCORING PLAY
@MT	3	47	1:05	James 22-yd pass from Stockstill
KSU	8	75	4:13	Ertz 15-yd run
ALA	5	47	1:30	Scarborough 6-yd run
ALA	2	70	0:36	Harris 61-yd run
ALA	6	26	2:38	Harris 2-yd run
ALA	13	75	5:39	Scarborough 2-yd run
ALA	13	71	3:43	Pappanastos 22-yd FG
ALA	8	75	2:53	Harris 2-yd run
ALA	8	68	1:58	Jeudy 34-yd pass from Tagovailoa
ALA	4	58	1:35	Smith 27-yd pass from Tagovailoa
ALA	10	89	5:38	Robinson Jr. 17-yd run
UF	10	62	5:20	Perine 1-yd run
UF	7	45	2:56	Perine 13-yd run
UF	7	71	0:43	Pineiro 21-yd FG
UF	8	73	3:56	Davis 1-yd run
UF	12	65	6:04	Perine 1-yd run
UF	5	48	1:31	Davis 39-yd run
UGA	7	83	2:46	Chubb 33-yd run
UGA	8	45	3:27	Swift 5-yd pass from Fromm
UGA	11	80	6:12	Chubb 14-yd run
UGA	4	75	1:46	Godwin 47-yd pass from Fromm
UGA	3	64	1:04	Michel 50-yd run
UGA	12	65	5:55	Blankenship 27-yd FG
UGA	6	50	2:09	Holyfield 15-yd run

Scoring Drive Breakdown

Yardage	VANDERBILT		OPPONENT	
	TD	FG	TD	FG
No drive	-	-	-	-
Neg. Yards	-	-	-	-
0-9	1	-	-	-
10-19	1	-	-	-
20-29	1	-	1	-
30-39	1	-	-	-
40-49	1	-	5	-
50-59	1	-	2	-
60-69	2	1	4	1
70-79	6	-	6	2
80-89	3	-	3	-
90-99	-	-	-	-
TOTALS	17	1	21	3

Game-Opening Drives

OPP	VANDERBILT			OPPONENTS		
	PTS	1STS	YDS	PTS	1STS	YDS
@Middle Tenn.	7	3	75	0	2	31
Alabama A&M	7	4	67	0	1	2
Kansas State	0	0	6	0	0	5
Alabama	0	1	14	0	2	28
@Florida	0	0	0	0	0	7
Georgia	0	2	33	7	4	78
@Ole Miss						
@S. Carolina						
W. Kentucky						
Kentucky						
Missouri						
@Tennessee						
TOTALS	14	10	195	7	9	151

Second Half-Opening Drives

OPP	VANDERBILT			OPPONENTS		
	PTS	1STS	YDS	PTS	1STS	YDS
@Middle Tenn.	7	0	80	0	0	9
Alabama A&M	0	1	10	0	0	5
Kansas State	0	2	38	0	2	24
Alabama	0	0	3	7	4	75
@Florida	0	1	15	0	0	6
Georgia	0	0	7	7	3	75
@Ole Miss						
@S. Carolina						
W. Kentucky						
Kentucky						
Missouri						
@Tennessee						
TOTALS	7	4	153	14	9	194

Scoring Drive Superlatives

Most Plays/Result
Most Yards/Result
Most Time/Result

VANDERBILT
14/TD at Florida
84/TD vs. Kansas State
7:53/TD vs. Kansas State

OPPONENT
(2x) 13/FG vs. Alabama
89/TD vs. Alabama
6:12/TD vs. Georgia

**The Last Vanderbilt Player...**

Player scored 3 TDs _____ Ralph Webb vs. Ole Miss (3, 11/19/2016)
 Player scored 4 TDs or more _____ Earl Bennett vs. Kentucky (5, 11/12/2005)
 QB passes for 3 TDs _____ Kyle Shurmur at Florida (3, 9/30/2017)
 QB passes for 4+ TDs _____ Kyle Shurmur vs. Alabama A&M (4, 9/9/2017)
 QB passed for 200-299 yards _____ Kyle Shurmur vs. Kansas State (205, 9/16/2017)
 QB passed for 300-399 yards _____ J. McCrary vs. Austin Peay (368, 9/19/2015)
 QB passed for 400+ yards _____ Kyle Shurmur vs. Tennessee (416, 11/26/2016)
 70+ yard reception _____ Shurmur to Webb at Middle Tenn. (73, 9/2/2017)
 Rushed for 100-199 yards _____ Ralph Webb vs. NC State (111, 12/26/2016)
 Rushed for 200-299 yards _____ Ralph Webb vs. Middle Tennessee (211, 9/10/2016)
 Rushed for 300+ yards _____ Frank Mordica vs. Air Force (321, 11/18/1978)
 70+ yard rush _____ Ralph Webb at Florida (74, 11/7/2015)
 Rushed for 3+ TD _____ Ralph Webb vs. Ole Miss (3, 11/19/2016)
 Receiver had 100-199 yards _____ Ralph Webb at Middle Tenn. (104, 9/2/2017)
 Receiver had 200+ yards _____ Trent Sherfield vs. Austin Peay (240, 9/1/2015)
 Had 3+ TD receptions _____ Earl Bennett vs. Richmond (3, 9/1/2007)
 Returned kickoff for TD _____ Darrius Sims vs. South Carolina (100, 9/120/2014)
 Returned punt for TD _____ Jonathan Krause at Wake Forest (83, 11/24/2012)
 Returned INT for TD _____ Oren Burks vs. Kentucky (30, 11/14/2015)
 Returned fumble for TD _____ Taurean Ferguson at Kentucky (22, 10/8/2016)
 Kicked three or more FGs _____ Tommy Openshaw at Auburn (3, 11/5/2016)
 Kicked 50+ yard FG _____ Tommy Openshaw vs. NC State (52, 12/26/2016)
 Had 70+ yard punt _____ Tommy Openshaw vs. Missouri (78, 10/24/2015)
 Recorded 10+ tackles _____ Burks (15), Wiley (11) at Florida (9/30/2017)
 Recorded 3+ tackles for loss Odeyingbo, Wright at Middle Tenn. (3.0, 9/2/2017)
 Recorded 3+ sacks _____ Charles Wright at Middle Tenn. (3.0, 9/2/2017)
 Blocked opponent punt _____ Andrew Rector vs. Alabama A&M (9/9/2017)
 Returned blocked punt for TD _____ Stephen Weatherly vs. UMass (11, 9/13/2014)
 Blocked opponent FG _____ Zach Cunningham at Auburn (11/5/2016)
 Blocked a PAT attempt _____ Nifae Lealao at Middle Tenn. (9/2/2017)
 Scored on safety _____ Team vs. Middle Tennessee (9/10/2016)

The Last Time Vanderbilt...

Achieved 30+ first downs _____ vs. Old Dominion (33, 11/1/2014)
 Topped 500+ Yards in Total Offense _____ vs. Tennessee (608, 11/26/2016)
 300 or more passing yards _____ vs. Austin Peay (394, 9/19/2015)
 400 or more passing yards _____ vs. Tennessee (416, 11/26/2016)
 Rushed for 200-299 yards _____ vs. Middle Tennessee (231, 9/10/2016)
 Rushed for 300-399 yards _____ vs. Tennessee State (358, 10/22/2016)
 Rushed for 400+ yards _____ vs. Presbyterian (410, 9/15/2012)
 Scored 40 points or more _____ vs. Alabama A&M (42, 9/9/2017)
 Held foe under 100 total yards _____ vs. Chattanooga (93, 9/6/2003)
 Held foe to less than 200 total yards _____ vs. Alabama A&M (103, 9/9/2017)
 Held foe under 100 rushing yards _____ vs. Alabama A&M (59, 9/9/2017)
 Held foe under 100 passing yards _____ vs. Kansas State (76, 9/16/2017)
 Held foe scoreless _____ vs. Alabama A&M (42-0, 9/9/2017)

The Last Opposing Player...

Player scored 3 TDs _____ LaMical Perine at Florida (3, 9/30/2017)
 Player scored 4 TDs or more _____ Justin Boyle at Duke (4, 10/28/2006)
 QB passes for 3 TDs _____ Ryan Finley vs. NC State (3, 12/26/2016)
 QB passes for 4+ TDs _____ Johnny Manziel at Texas A&M (4, 10/26/2013)
 QB passed for 200-299 yards _____ Ryan Finley vs. NC State (235, 12/26/2016)
 QB passed for 300-399 yards _____ Joshua Dobbs vs. Tennessee (340, 11/26/2016)
 QB passed for 400+ yards _____ Bo Wallace vs. Ole Miss (403, 11/10/2012)
 70+ yard reception _____ Lock to Moore at Missouri (82, 11/12/2016)
 Rushed for 100-199 yards _____ Chubb, Michel (138, 150, 10/7/2017)
 Rushed for 200+ yards _____ Arian Foster vs. Tennessee (223, 11/19/2005)
 Rushed for 3+ TDs _____ LaMical Perine at Florida (3, 9/30/2017)
 70+ yard rush _____ Pharoh Cooper vs. So. Carolina (70, 9/20/2014)
 Receiver had 100-199 yards _____ Richie James at Middle Tenn. (112, 9/2/2017)
 Receiver had 200+ yards _____ Craig Yeast Kentucky (269, 11/13/1998)
 Had 3+ TD receptions _____ Jaylen Samuels vs. NC State (3, 12/26/2016)
 Returned kickoff for TD _____ Nyheim Hines vs. NC State (100, 12/26/2016)
 Returned punt for TD _____ Cameron Sutton at Tennessee (85, 11/28/2015)
 Returned INT for TD _____ Niles Clark vs. NC State (32, 12/26/2016)
 Returned fumble for TD _____ Christian Holmes at Miss. State (51, 11/22/2014)
 Kicked at least three FGs _____ Daniel Carlson at Auburn (3, 11/5/2016)
 Kicked 50+ yard FG _____ Daniel Carlson at Auburn (53, 11/5/2016)
 Had 70+ yard punt _____ Ryan Janvion vs. Wake Forest (71, 11/30/2013)
 Recorded 10+ total tackles _____ Harris, Brower vs. Alabama A&M (10, 9/9/2017)
 Recorded 3+ tackles for loss _____ Chris Johnson at WKU (4.0, 9/24/2016)
 Blocked VU punt _____ Drell Greene at WKU (9/24/2016)
 Returned blocked punt for TD _____ L. Mathis vs. Charleston So. (17., 10/11/2014)
 Blocked VU FG _____ Sharrif Floyd Florida (11/5/2011)
 Scored on VU safety _____ Team at Tennessee (11/28/2015)

The Last VU Opponent...

Achieved 30+ first downs in game _____ vs. Alabama (38, 9/23/2017)
 Topped 500+ Yards in Total Offense _____ vs. Georgia (549, 10/7/2017)
 300 or more passing yards _____ vs. Tennessee (340, 11/26/2016)
 400 or more passing yards _____ Ole Miss, (403, 11/10/2012)
 Rushed for 200-299 yards _____ at Florida (218, 9/30/2017)
 Rushed for 300-399 yards _____ at Tennessee (331, 11/28/2015)
 Rushed for 400+ yards _____ vs. Georgia (423, 10/7/2017)
 Scored 40 points or more _____ vs. Georgia (45, 10/7/2017)
 Held Vanderbilt under 200 total yards _____ vs. Alabama (78, 9/23/2017)
 Held Vanderbilt under 100 rushing yards _____ vs. Georgia (64, 10/7/2017)
 Held Vanderbilt under 100 passing yards _____ vs. Alabama (38, 9/23/2017)
 Held Vanderbilt scoreless _____ vs. Alabama (59-0, 9/23/2017)



Vanderbilt Individual Season-Highs

Rush Attempts	24	Ralph Webb, @Middle Tenn.
Yards Rushing	64	Jamauri Wakefield, Alabama A&M
TD Rushes	1 (4x)	Ralph Webb, Georgia
Long Rush	31	Khari Blasingame, Alabama A&M
Pass Attempts	40	Kyle Shurmur, @Florida
Pass Completions	20	Kyle Shurmur, @Middle Tenn.
Yards Passing	296	Kyle Shurmur, @Middle Tenn.
TD Passes	4	Kyle Shurmur, Alabama A&M
Long Pass	73	Kyle Shurmur, @Middle Tenn.
Receptions	5	C.J. Duncan, @Florida
Yards Receiving	104	Ralph Webb, @Middle Tenn.
TD Receptions	2 (2x)	Jared Pinkney, Alabama A&M
Long Reception	73	Ralph Webb, @Middle Tenn.
Field Goals	1	Tommy Openshaw, @Florida
Long Field Goal	42	Tommy Openshaw, @Florida
Punts	9	Sam Loy, Alabama
Punting Avg.	43.7	Sam Loy, Alabama
Long Punt	56	Sam Loy, Georgia
Punts Inside 20	2	Sam Loy, Alabama A&M
Long Punt Return	13	Kalija Lipscomb, Georgia
Long Kickoff Return	25	Jamauri Wakefield, Georgia
Tackles	15	Oren Burks, @Florida
Sacks	3.0	Charles Wright, @Middle Tenn.
Tackles for Loss	3.0 (2x)	Odeyingbo, Wright, @Middle Tenn.
Interceptions	1 (5x)	Wiley, White, Kansas State

Vanderbilt Team Game-Highs

Rushes	35 (2x)	last Alabama A&M
Yards Rushing	174	Alabama A&M
Yards per Rush	5.0	Alabama A&M
TD Rushes	2	Alabama A&M
Pass Attempts	40	@Florida
Pass Completions	20	@Middle Tennessee
Yards Passing	296	@Middle Tennessee
Yards per Pass Comp.	14.8	@Middle Tennessee
TD Passes	4	Alabama A&M
Total Plays	63	@Middle Tennessee
Total Offense	401	Alabama A&M
Yards per Play	6.6	Alabama A&M
Points	42	Alabama A&M
Sacks By	5	@Middle Tennessee
First Downs	18	Alabama A&M
Penalties	6	@Middle Tennessee
Penalty Yards	69	@Middle Tennessee
Turnovers	2	Alabama
Interceptions By	2 (2x)	last Kansas State
Punts	9	Alabama
Punting Avg.	43.7	Alabama
Long Punt	52	@Middle Tennessee
Punts Inside 20	3	Alabama A&M

Vanderbilt's Longest Plays

Rushing	31	Alabama A&M
Passing	73	@Middle Tennessee
Field Goal	42	@Florida
Punt	56	Georgia
Punt Return	13	Georgia
Kickoff Return	25	Georgia
Interception Return	28	@Middle Tennessee
Fumble Return	15	Georgia

Opponent Individual Season-Highs

Rush Attempts	24	Jesse Ertz, Kansas State
Yards Rushing	151	Damien Harris, Alabama
TD Rushes	3	LaMical Perine, @Florida
Long Rush	61	Damien Harris, Alabama
Pass Attempts	31	Brent Stockstill, @Middle Tenn.
Pass Completions	18	Brent Stockstill, @Middle Tenn.
Yards Passing	185	Feleipe Franks, @Florida
TD Passes	2	Tua Tagovailoa, Alabama
Long Pass	49	Feleipe Franks, @Florida
Receptions	10	Richie James, @Middle Tenn.
Yards Receiving	112	Richie James, @Middle Tenn.
TD Receptions	1	Jeudy, D. Smith, Alabama
Long Reception	31	Richie James, @Middle Tenn.
Field Goals	1 (2x)	E. Pineiro, @Florida
Long Field Goal	22	A. Pappanastos, Alabama
Punts	9	Nick Carden, Alabama A&M
Punting Avg.	42.2	John Townsend, @Florida
Long Punt	61	Nick Carden, Alabama A&M
Punts Inside 20	4	John Townsend, @Florida
Long Punt Return	20 (2x)	Mecole Hardman, Georgia
Long Kickoff Return	18	D. Massey, @Florida
Tackles	10 (2x)	Trent Tanking, Kansas State
Sacks	1.0 (3x)	C. McWilliams, @Florida
Tackles for Loss	1.5	Malik Mancel, @Middle Tenn.
Interceptions	1	Ronnie Harrison, Alabama

Opponent Team Game-Highs

Rushes	66	Alabama
Yards Rushing	496	Alabama
Yards per Rush	7.5	Alabama
TD Rushes	6	Alabama
Pass Attempts	31	@Middle Tennessee
Pass Completions	18	@Middle Tennessee
Yards Passing	249	@Florida
Yards per Pass Comp.	14.6	@Florida
TD Passes	2 (2x)	last Georgia
Total Plays	93	Alabama
Total Offense	677	Alabama
Yards per Play	8.1	Georgia
Points	59	Alabama
Sacks By	1 (3x)	last @Florida
First Downs	38	Alabama
Penalties	9	@Florida
Penalty Yards	68	Kansas State
Turnovers	2 (2x)	last Kansas State
Interceptions By	1	Alabama
Punts	10	Alabama A&M
Punting Avg.	59.0	Georgia
Long Punt	61	Alabama A&M
Punts Inside 20	4 (2x)	last @Florida

Opponent's Longest plays

Rushing	61	Alabama
Passing	49	@Florida
Field Goal	22	Alabama
Punt	61	Alabama A&M
Punt Return	20 (2x)	last Georgia
Kickoff Return	18	@Florida
Interception Return	1	Alabama
Fumble Return		



2017 VANDERBILT COMMODORES

Roster A-Z			#	Name	Pos.	Ht.	Wt.	Year	CL	Hometown/High School (Other)
#	Name	Pos.	2	Arnold Tarpley III	S	6-1	203	SR	3L	Pittsburgh, Pa./Central Catholic
17	Feleti Afemui	LB	2	Deuce Wallace	QB	6-2	210	R-FR	RS	Sevierville, Tenn./Sevier County
18	Colin Anderson	LB	3	Taurean Ferguson	CB	5-9	190	R-SR	3L	Jonesboro, Ga./Jonesboro
78	Bryce Bailey	OL	3	Shawn Stankavage	QB	6-2	205	R-JR	RS	Durham, N.C./Cardinal Gibbons
38	Gil Barksdale	DB	4	Emmanuel Smith	LB	6-2	240	SR	3L	Murfreesboro, Tenn./Oakland
91	Drew Birchmeier	DL	4	Donaven Tennyson	WR	5-10	170	SO	1L	Richmond, Va./Benedictine College Prep
23	Khari Blasingame	RB	5	Ke'Shawn Vaughn	RB	5-10	215	JR	TR	Nashville, Tenn./Pearl-Cohn/Illinois
81	James Bostic	WR	5	LaDarius Wiley	S	6-1	210	R-JR	2L	Los Angeles, Calif./Cathedral
92	Jonah Buchanan	DL	6	Zaire Jones	S	6-0	200	R-FR	RS	Meridian, Miss./Meridian
20	Oren Burks	LB	7	Dimitri Moore	LB	6-3	215	FR	HS	Cedar Hill, Texas/Cedar Hill
74	Cole Clemens	OL	7	Ralph Webb	RB	5-10	202	R-SR	3L	Gainesville, Fla./Gainesville
77	Devin Cochran	OL	8	Joejuan Williams	CB	6-3	208	SO	1L	Nashville, Tenn./Father Ryan/Hendersonville
82	Turner Cockrell	TE	9	Caleb Peart	LB	6-1	235	R-SO	1L	Chandler, Ariz./Hamilton
35	Frank Coppet	DB	9	Caleb Scott	WR	6-2	202	SR	3L	Suwanee, Ga./North Gwinnett
22	Josh Crawford	RB	10	Dayo Odeyingbo	DL	6-6	250	FR	HS	Irving, Texas/Carrollton Ranchview
12	Tae Daley	DB	10	Trent Sherfield	WR	6-1	205	SR	3L	Danville, Ill./Danville
96	Darion DeBrossard	OL	11	Charles Wright	LB	6-3	240	R-JR	2L	Irvine, Calif./Beckman
52	Brayden DeVault-Smith	LB	12	Tae Daley	DB	6-0	185	FR	HS	Warner Robins, Ga./Northside
76	Egidio DellaRipa	OL	12	Jacob Free	QB	6-4	215	FR	HS	Brantley, Ala./Brantley
84	Sam Dobbs	TE	13	Jackson Winrow	WR	6-1	195	R-FR	RS	Shawnee, Okla./Shawnee
19	C.J. Duncan	WR	14	Kyle Shurmur	QB	6-4	227	JR	2L	Philadelphia, Pa./La Salle College
99	Stone Edwards	DL	14	Ryan White	S	5-10	190	GR	3L	Louisville, Ky./Trinity
36	Trey Ellis	WR	15	Elijah Hamilton	DB	6-2	200	R-FR	RS	Roswell, Ga./Blessed Trinity Catholic
3	Taurean Ferguson	CB	15	Alex Stump	WR	6-3	210	R-SO	TR	Avon, Ohio/St. Edward/Ohio State
55	David Floyd	OL	16	Kalija Lipscomb	WR	6-1	200	SO	1L	New Orleans, La./Jesuit
12	Jacob Free	QB	17	Feleti Afemui	LB	6-3	235	FR	HS	Kahului, Hawaii/Maui
28	Allan George	DB	17	Tommy Openshaw	K	6-2	200	GR	3L	Jacksonville, Fla./Creekside
27	Jaire George	FB	18	Colin Anderson	LB	6-2	215	FR	HS	Florence, Ala./Brooks
75	Bailey Granier	OL	18	Hayden Pegley	QB	6-1	190	FR	HS	Burlingame, Calif./Menlo School
40	Jordan Griffin	LB	19	C.J. Duncan	WR	5-11	203	R-SR	3L	Montgomery, Ala./St. James School
98	Ryley Guay	K	19	Sam Loy	P	6-1	190	SO	1L	San Clemente, Calif./Santa Margarita Catholic
15	Elijah Hamilton	DB	20	Oren Burks	LB	6-3	230	R-SR	3L	Fairfax Station, Va./South County
24	Randall Haynie	DB	21	Donovan Sheffield	CB	6-0	190	JR	2L	Nashville, Tenn./Ensworth
42	Kenny Hebert	LB	22	Josh Crawford	RB	5-10	198	JR	2L	Montgomery, Ala./Edgewood Acad.
31	Tre Herndon	DB	23	Khari Blasingame	RB	6-1	235	R-JR	2L	Huntsville, Ala./Buckhorn
33	Jay Hockaday	LB	24	Randall Haynie	DB	6-0	185	FR	HS	Fort Lauderdale, Fla./Cardinal Gibbons
6	Zaire Jones	S	25	Josh Smith	LB	6-4	240	JR	2L	Murfreesboro, Tenn./Oakland
65	Braden Kopp	OL	26	Andrew Rector	S	6-0	205	JR	2L	Nashville, Tenn./Father Ryan
77	Nifae Lealao	DL	27	Jaire George	FB	6-1	230	R-SO	RS	Hyattville, Md./DeMatha Catholic HS
59	John Learned	OL	28	Allan George	DB	6-1	185	FR	HS	Andalusia, Ala./Andalusia
30	Bryce Lewis	CB	28	Dallas Rivers	RB	6-1	225	SR	3L	Stone Mountain, Ga./Stephenson
16	Kalija Lipscomb	WR	29	Austin Quillen	S	5-11	190	R-FR	RS	Jenks, Okla./Jenks
19	Sam Loy	P	30	Bryce Lewis	CB	6-0	185	R-JR	2L	Lilburn, Ga./Parkview
83	Nathan Marcus	TE	31	Tre Herndon	CB	6-1	188	SR	3L	Chattanooga, Tenn./East Hamilton
45	Cody Markel	TE	32	Jamauri Wakefield	RB	6-1	220	R-FR	RS	Jacksonville, Fla./Providence
49	Alex Maxey	SN	33	Jay Hockaday	LB	6-3	230	R-SO	1L	Nashville, Tenn./Christ Presbyterian Acad.
54	Kade Mayle	DL	34	Dare Odeyingbo	DE	6-2	272	JR	2L	Irving, Texas/Cistercian Prep
39	Bailey McElwain	FB	35	Frank Coppet	DB	5-11	185	R-FR	RS	Fort Lauderdale, Fla./St. Thomas Aquinas
53	Sean McMoore	OL	36	Trey Ellis	WR	5-9	170	SR	2L	Charlotte, N.C./Ardrey Kell
63	Grant Miller	OL	38	Gil Barksdale	DB	5-10	180	SO	1L	Solon, Ohio/Solon
48	Andre Mintze	LB	39	Bailey McElwain	FB	6-1	238	SO	1L	Trussville, Ala./Hewitt-Trussville
7	Dimitri Moore	LB	40	Jordan Griffin	LB	6-0	223	JR	2L	Tampa, Fla./Armwood HS
97	Reid Nelson	P	40	Baffour Osei	RB	5-8	180	JR	SQ	Accra, Ghana/Oaks Christian
34	Dare Odeyingbo	DE	42	Kenny Hebert	LB	6-4	228	R-FR	RS	New Orleans, La./Holy Cross
10	Dayo Odeyingbo	DL	44	Jalen Pinkney	DL	6-4	230	FR	HS	Norcross, Ga./Norcross
			45	Cody Markel	TE	6-5	245	R-FR	RS	Middleton, Wisc./Middleton



2017 VANDERBILT COMMODORES

#	Name	Pos.	Ht.	Wt.	Year	CL	Hometown/High School (Other)
46	Keithian Starling	WR	6-0	180	FR	HS	Nashville, Tenn./Nashville Christian
47	Tommy Schiager	FB/SN	6-0	220	R-FR	RS	Portland, Ore./Sunset
48	Andre Mintze	LB	6-3	235	R-FR	RS	Philadelphia, Pa./Imhotep Institute
49	Alex Maxey	SN	5-11	180	FR	HS	Phoenix, Ariz./Pinnacle
49	Jonathan Wynn	DE	6-5	265	R-SR	3L	Stone Mountain, Ga./Stephenson
51	Scott Sypniewski	LS	6-1	231	GR	TR	Ottawa, Ill./Marquette/Michigan
52	Brayden DeVault-Smith	LB	6-3	208	FR	HS	Nashville, Tenn./Pearl-Cohn
53	Sean McMoore	OL	6-4	305	R-FR	RS	Kapolei, Hawaii/Kapolei
54	Kade Mayle	DL	6-2	255	JR	SQ	McConnelsville, Ohio/Morgan
55	David Floyd	OL	6-5	300	R-FR	RS	Nashville, Tenn./Lipscomb Academy
56	Saige Young	OL	6-4	315	SO	TR	Versailles, Ky./Woodford Co./Dodge City CC
57	Ean Pfeifer	OL	6-4	300	R-SO	1L	Bentonville, Ark./Bentonville
57	Josiah Sa'o	DL	6-2	295	R-FR	RS	San Diego, Calif./Kearney
58	Justin Skule	OL	6-6	315	JR	2L	Clifton, Va./Centreville
59	John Learned	OL	6-3	285	FR	HS	Gulf Breeze, Fla./Gulf Breeze
61	Bruno Reagan	OL	6-3	315	R-JR	2L	Clarksville, Tenn./Clarksville
63	Grant Miller	OL	6-4	260	FR	HS	Fort Lauderdale, Fla./St. Thomas Aquinas
65	Braden Kopp	OL	6-5	285	R-FR	RS	Houston, Texas/Houston Christian
66	Cameron Robinson	DL	6-0	300	FR	HS	Mobile, Ala./Murphy
71	Jared Southers	OL	6-5	310	R-SO	1L	South Orange, N.J./Seton Hall Prep
73	Johnathan Stewart	OL	6-8	305	FR	HS	Lawrenceville, Ga./Mountain View
74	Cole Clemens	OL	6-6	305	FR	HS	South Jordan, Utah/Bingham
74	Jay Woods	DL	6-3	285	R-SR	3L	Jackson, Ga./Jackson
75	Bailey Granier	OL	6-6	316	R-JR	2L	Galliano, La./South Lafourche
76	Egidio DellaRipa	OL	6-4	300	R-JR	RS	Castaic, Calif./West Ranch/Coll. of the Canyons (CA)
77	Devin Cochran	OL	6-7	305	R-FR	RS	Norcross, Ga./Greater Atlanta Christian
77	Nifae Lealao	DL	6-5	312	SR	3L	Sacramento, Calif./Capital Christian
78	Bryce Bailey	OL	6-5	305	FR	HS	Newburgh, Ind./Castle
80	Jared Pinkney	TE	6-4	255	R-SO	1L	Norcross, Ga./Norcross
81	James Bostic	WR	6-3	208	FR	HS	Fort Lauderdale, Fla./Cardinal Gibbons
82	Turner Cockrell	TE	6-5	230	R-FR	RS	Acworth, Ga./Allatoona
83	Nathan Marcus	TE	6-5	242	R-SR	3L	Glen Elyn, Ill./Glenbard West
84	Sam Dobbs	TE	6-4	230	JR	2L	Douglasville, Ga./Landmark Christian
85	Chris Pierce	WR	6-4	208	FR	HS	Smithfield, Va./Smithfield
88	Michael Owusu	LB	6-5	228	FR	HS	Oxnard, Calif./Oaks Christian
90	Cameron Tidd	DL	6-3	290	R-FR	RS	Greenwood, Ind./Center Grove
91	Drew Birchmeier	DL	6-4	295	R-FR	RS	Midlothian, Va./Cosby
92	Jonah Buchanan	DL	6-4	270	FR	HS	Honolulu, Hawaii/Iolani
96	Darion DeBrossard	OL	6-4	295	R-SO	1L	Snellville, Ga./Shiloh
97	Reid Nelson	P	6-2	215	SR	1L	Hueytown, Ala./Hueytown HS
98	Ryley Guay	K	5-10	190	SO	1L	Naperville, Ill./Benet Academy
99	Stone Edwards	DL	6-5	245	FR	HS	Hillsborough, N.C./Orange

Roster A-Z		
#	Name	Pos.
17	Tommy Openshaw	K
40	Baffour Osei	RB
88	Michael Owusu	LB
9	Caleb Peart	LB
18	Hayden Pegley	QB
57	Ean Pfeifer	OL
85	Chris Pierce	WR
44	Jalen Pinkney	DL
80	Jared Pinkney	TE
29	Austin Quillen	S
61	Bruno Reagan	OL
26	Andrew Rector	S
28	Dallas Rivers	RB
66	Cameron Robinson	DL
57	Josiah Sa'o	DL
47	Tommy Schiager	FB
9	Caleb Scott	WR
21	Donovan Sheffield	CB
10	Trent Sherfield	WR
14	Kyle Shurmur	QB
58	Justin Skule	OL
4	Emmanuel Smith	LB
25	Josh Smith	LB
71	Jared Southers	OL
3	Shawn Stankavage	QB
46	Keithian Starling	WR
73	Jonathan Stewart	OL
15	Alex Stump	WR
51	Scott Sypniewski	LS
2	Arnold Tarpley	S
4	Donaven Tennyson	WR
90	Cameron Tidd	DL
5	Ke'Shawn Vaughn	RB
32	Jamauri Wakefield	RB
2	Deuce Wallace	QB
7	Ralph Webb	RB
14	Ryan White	S
5	LaDarius Wiley	S
8	Joejuan Williams	CB
13	Jackson Winrow	WR
74	Jay Woods	DL
11	Charles Wright	OLB
49	Jonathan Wynn	DE
56	Saige Young	OL

Pronunciations

PLAYERS

Feleti (**fuh-le-TAY**) Afemui (**ah-fa-mooee**)
 Drew Birchmeier (**bersh-meyer**)
 Khari (**car-EE**) Blasingame
 Jaire (**JIE-air**) George
 Bailey Granier (**graun-YAE**)
 Nifae (**nee-FY**) Lealao (**lay-lau**)
 Kalija (**kuh-lie-JUH**) Lipscomb
 Josiah Sa'o (**sah-O**)
 Dare (**dar-AY**) Odeyingbo (**O-dang-BO**)

Dayo (**die-OH**) Odeyingbo (**O-dang-BO**)
 Caleb Peart (**peert**)

COACHES

Warren Belin (**BEE-lin**)
 Gerry (**Jerry**) Gdowski (**guh-DOW-ski**)

Roster by Class

PLAYERS

Seniors - 19
 Juniors - 20
 Sophomores - 16
 RS-Freshmen - 19
 Freshmen - 24




VANDERBILT DEPTH CHART

**Kyle Shurmur** | QB

Shurmur moved into sixth all-time at Vanderbilt in passing yards, moving by Jordan Rodgers with 4,069 yards in his career.

Bryce Lewis | CB

Lewis recorded his first career sack and forced a fumble against Georgia last week.



Offense

WR	10 Trent Sherfield	6-1, 205, Sr.
	9 Caleb Scott	6-2, 202, Sr.
	36 Trey Ellis	5-9, 170, Sr.
TE	83 Nathan Marcus	6-5, 242, R-Sr.
	or 80 Jared Pinkney	6-4, 255, R-So.
LT	58 Justin Skule	6-6, 315, Jr.
	74 Cole Clemens	6-6, 305, Fr.
LG	56 Saige Young	6-4, 315, So.
	or 57 Ean Pfeifer	6-4, 300, R-So.
C	61 Bruno Reagan	6-3, 315, R-Jr.
	53 Sean McMoore	6-4, 305, R-Fr.
RG	76 Egidio DellaRipa	6-4, 300, R-Jr.
	or 71 Jared Southers	6-4, 310, R-So.
RT	77 Devin Cochran	6-7, 315, R-Fr.
	75 Bailey Granier	6-6, 316, R-Jr.
QB	14 Kyle Shurmur	6-4, 227, Jr.
	2 Deuce Wallace	6-2, 210, R-Fr.
RB	7 Ralph Webb	5-10, 202, R-Sr.
	23 Khari Blasingame	6-1, 235, R-Jr.
FB	28 Dallas Rivers	6-1, 225, Sr.
	27 Jaire George	6-1, 230, R-So.
WR	19 C.J. Duncan	5-11, 203, R-Sr.
	or 16 Kalija Lipscomb	6-1, 200, So.

Defense

DL	49 Jonathan Wynn	6-4, 265, R-Sr.
	10 Dayo Odeyingbo	6-6, 250, Fr.
DL	77 Nifae Lealao	6-5, 315, Sr.
	74 Jay Woods	6-3, 285, R-Sr.
	57 Josiah Sa'o	6-2, 295, R-Fr.
DL	34 Dare Odeyingbo	6-2, 272, Jr.
	90 Cameron Tidd	6-3, 290, R-Fr.
OLB	11 Charles Wright	6-3, 240, R-Jr.
	48 Andre Mintze	6-3, 235, R-Fr.
ILB	4 Emmanuel Smith	6-2, 235, Sr.
	40 Jordan Griffin	6-0, 223, Jr.
ILB	20 Oren Burks	6-3, 230, R-Sr.
	33 Jay Hockaday	6-3, 230, R-So.
OLB	9 Caleb Peart	6-1, 235, R-So.
	25 Josh Smith	6-3, 240, Jr.
CB	31 Tre Herndon	6-1, 188, Sr.
	3 Taurean Ferguson	5-9, 190, R-Sr.
SS	14 Ryan White	5-10, 190, Gr.
	6 Zaire Jones	6-0, 200, R-Fr.
FS	2 Arnold Tarpley	6-1, 203, Sr.
	or 5 LaDarius Wiley	6-1, 205, R-Jr.
CB	8 Joejuan Williams	6-3, 208, So.
	30 Bryce Lewis	6-0, 185, R-Jr.
	21 Donovan Sheffield	5-11, 190, Jr.

Special Teams

K	17 Tommy Openshaw	6-2, 200, Gr.
	98 Ryley Guay	5-10, 190, So.
P	19 Sam Loy	6-1, 190, So.
	97 Reid Nelson	6-2, 215, Sr.
H	97 Reid Nelson	6-2, 215, Sr.
PR	16 Kalija Lipscomb	6-1, 200, So.
	19 C.J. Duncan	5-11, 203, R-Sr.
KR	16 Kalija Lipscomb	6-1, 200, So.
	32 Jamauri Wakefield	6-1, 220, R-Fr.
SN	51 Scott Sypniewski	6-1, 220, Gr.



OFF. STARTERS

	WR	WR/TE	WR/TE/FB	TE	QB	RB	LT	LG	C	RG	RT
at Middle Tennessee	Sherfield	Marcus (TE)	Rivers (FB)	Pinkney	Shurmur	Webb	Skule	Pfeifer	Reagan	Southers	Cochran
Alabama A&M	Sherfield	Marcus (TE)	Blasingame	Pinkney	Shurmur	Webb	Skule	Pfeifer	Reagan	Southers	Cochran
Kansas State	Sherfield	Marcus (TE)	Duncan (WR)	Pinkney	Shurmur	Webb	Skule	Pfeifer	Reagan	Southers	Cochran
Alabama	Ellis	Marcus (TE)	Dobbs (TE)	Pinkney	Shurmur	Webb	Skule	Pfeifer	Reagan	Southers	Cochran
at Florida	Sherfield	Scott (WR)	Duncan (WR)	Pinkney	Shurmur	Webb	Skule	Young	Reagan	DellaRippa	Cochran
Georgia	Scott	Marcus (TE)	Rivers (FB)	Pinkney	Shurmur	Webb	Skule	Young	Reagan	DellaRippa	Cochran
at Ole Miss											
at South Carolina											
Western Kentucky											
Kentucky											
Missouri											
at Tennessee											

DEF. STARTERS

	DL	DL	DL	OLB	ILB	ILB	OLB/NB	CB	SS	FS	CB
at Middle Tennessee	Dar. Odeyingbo	Lealao	Wynn	Wright	Burks	E. Smith	Tarpley (NB)	Herndon	White	Wiley	Williams
Alabama A&M	Dar. Odeyingbo	Lealao	Wynn	Wright	Burks	E. Smith	Peart (OLB)	Herndon	White	Wiley	Williams
Kansas State	Dar. Odeyingbo	Lealao	Wynn	Wright	Burks	E. Smith	Peart (OLB)	Herndon	White	Wiley	Williams
Alabama	Dar. Odeyingbo	Lealao	Wynn	Wright	Burks	E. Smith	Tarpley (NB)	Herndon	White	Wiley	Williams
at Florida	Dar. Odeyingbo	Lealao	Wynn	Wright	Burks	E. Smith	Tarpley (NB)	Ferguson	White	Wiley	Williams
Georgia	Dar. Odeyingbo	Lealao	Wynn	Wright	Burks	E. Smith	Ferguson (NB)	Herndon	White	Wiley	Williams
at Ole Miss											
at South Carolina											
Western Kentucky											
Kentucky											
Missouri											
at Tennessee											

EXPERIENCE ANALYSIS

The chart below shows Vanderbilt's offensive and defensive starting lineups over the last six years with numbers representing total starts by classes and percentages of total starts for the entire season.

Season	G	SR	JR	SO	FR	UpperCI%
2017	6 (3-3)	62 (46.9%)	40 (30.3%)	24 (18.2%)	6 (4.6%)	77.3%
2016	13 (6-7)	63 (22.0%)	138 (48.3%)	57 (19.9%)	28 (9.8%)	70.3%
2015	12 (4-8)	64 (24.2%)	79 (29.9%)	107 (40.5%)	14 (5.3%)	54.2%
2014	12 (3-9)	50 (18.9%)	72 (27.3%)	67 (25.4%)	75 (28.4%)	46.2%
2013	13 (9-4)	146 (51.1%)	62 (21.7%)	49 (17.1%)	29 (10.1%)	72.7%
2012	13 (9-4)	96 (33.6%)	122 (42.7%)	50 (17.5%)	18 (6.3%)	76.2%
2011	13 (6-7)	87 (30.4%)	106 (37.1%)	81 (28.3%)	12 (4.2%)	67.5%

SEASON/CAREER STARTS

OFFENSE	2017	2016	2015	2014	TOT	STRK	DEFENSE	2017	2016	2015	2014	TOT	STRK
R. Webb	6	13	12	12	43	43	O. Burks	6	10	12	7	34	6
T. Sherfield	4	7	12	0	23	0	T. Herndon	5	13	12	0	30	1
K. Shurmur	6	13	5	-	24	22	T. Ferguson	2	11	1	6	19	2
N. Marcus	5	12	2	3	22	1	J. Wynn	6	10	4	2	22	9
B. Reagan	6	13	2	-	21	21	N. Lealao	6	11	5	0	21	7
J. Skule	6	13	2	-	21	19	A. Tarpley	3	7	7	0	17	0
C. Scott	2	3	9	1	15	2	R. White	6	12	1	1	20	8
C. Duncan	2	3	0	9	14	0	J. Woods	0	0	5	5	10	0
E. Pfeifer	4	9	-	-	13	0	L. Wiley	6	7	0	0	13	6
K. Lipscomb	0	8	-	-	9	0	Dar. Odeyingbo	6	3	0	-	9	6
J. Pinkney	6	7	-	-	13	6	E. Smith	6	0	2	0	8	6
B. McElwain	-	4	-	-	4	0	B. Lewis	0	1	0	-	1	0
B. Granier	0	0	3	-	3	0	J. Griffin	0	1	0	-	1	0
K. Blasingame	1	1	1	-	3	0	J. Smith	0	1	0	-	1	0
S. Dobbs	1	1	1	-	3	0	J. Williams	6	0	-	-	6	6
D. Tennyson	0	1	-	-	1	0	C. Wright	6	0	0	-	6	6
D. Cochran	6	-	-	-	6	6	C. Peart	2	0	0	-	2	0
D. Rivers	2	0	0	0	2	1							
J. Southers	4	0	-	-	4	0							
T. Ellis	1	0	0	0	1	0							
E. DellaRipa	2	0	-	-	2	2							
S. Young	2	-	-	-	2	2							



2017 STATISTICS

SCORE (qtr)	1ST	2ND	3RD	4TH	OT	TOTAL
VANDERBILT	42	45	14	21	0	122
OPPONENTS	35	41	45	34	0	155

TEAM STATISTICS

	VANDERBILT	OPPONENT
SCORING	122	155
Points Per Game	20.3	25.8
Points Off Turnovers	28	7
FIRST DOWNS	75	122
Rushing	22	73
Passing	51	39
Penalty	2	10
RUSHING YARDAGE	460	1446
Yards gained rushing	511	1619
Yards lost rushing	51	173
Rushing Attempts	160	264
Average Per Rush	2.9	5.5
Average Per Game	76.7	241.0
TDs Rushing	5	16
PASSING YARDAGE	1202	842
Comp-Att-Int	95-170-1	80-147-5
Average Per Pass	7.1	5.7
Average Per Catch	12.7	10.5
Average Per Game	200.3	140.3
TDs Passing	12	5
TOTAL OFFENSE	1662	2288
Total Plays	330	411
Average Per Play	5.0	5.6
Average Per Game	277.0	381.3
KICK RETURNS: #-Yards	9-174	5-52
PUNT RETURNS: #-Yards	8-79	13-92
INT RETURNS: #-Yards	5-48	1-1
KICK RETURN AVERAGE	19.3	10.4
PUNT RETURN AVERAGE	9.9	7.1
INT RETURN AVERAGE	9.6	1.0
FUMBLES-LOST	5-2	8-1
PENALTIES-Yards	29-242	38-253
Average Per Game	40.3	42.2
PUNTS-Yards	42-1620	32-1237
Average Per Punt	38.6	38.7
Net punt average	35.0	36.2
KICKOFFS-Yards	24-1472	29-1849
Average Per Kick	61.3	63.8
Net kick average	39.4	41.4
TIME OF POSSESSION/Game	27:15	32:45
3RD-DOWN Conversions	28/80	29/84
3rd-Down Pct	35%	35%
4TH-DOWN Conversions	4/7	7/10
4th-Down Pct	57%	70%
SACKS BY-Yards	14-98	3-17
MISC YARDS	0	0
TOUCHDOWNS SCORED	17	21
FIELD GOALS-ATTEMPTS	1-3	3-4
ON-SIDE KICKS	0-0	0-0
RED-ZONE SCORES	(12-14) 86%	(16-20) 80%
RED-ZONE TOUCHDOWNS	(12-14) 86%	(13-20) 65%
PAT-ATTEMPTS	(17-17) 100%	(20-21) 95%
ATTENDANCE	142784	111195
Games/Avg Per Game	4/35696	2/55598

GAME RESULTS

DATE	OPPONENT	W/L SCORE	OVERALL	CONF.	TIME	ATT.
9/2	at Middle Tenn.	W, 28-6	1-0	0-0	3:09	26717
9/9	Alabama A&M	W, 42-0	2-0	0-0	3:13	25802
9/16	Kansas State	W, 14-7	3-0	0-0	3:17	40350
9/23	Alabama	L, 59-0	3-1	0-1	3:07	40350
9/30	at Florida	L, 38-24	3-2	0-2	3:22	84478
10/7	Georgia	L, 45-14	3-3	0-3	3:11	36282
10/14	at Ole Miss					
10/28	at South Carolina					
11/4	W. Kentucky					
11/11	Kentucky					
11/18	Missouri					
11/25	at Tennessee					

INDIVIDUAL STATISTICS

PASSING	GP	EFF.	ATT-COMP-INT	PCT	YARDS	TD	LONG	AVG/G
Kyle Shurmur	6	143.73	88-155-1	56.8	1157	12	73	192.8
Deuce Wallace	2	66.26	6-14-0	42.9	39	0	13	19.5
S. Stankavage	1	150.40	1-1-0	100.0	6	0	6	6.0
Total	6	137.39	95-170-1	55.9	1202	12	73	200.3
Opponents	6	106.96	80-147-5	54.4	842	5	49	140.3

RUSHING	GP	ATT	GAIN	LOSS	NET	AVG	TD	LONG	AVG/G
Ralph Webb	6	87	263	18	245	2.8	3	28	40.8
K. Blasingame	6	37	127	13	114	3.1	0	31	19.0
J. Wakefield	5	19	84	1	83	4.4	0	13	16.6
Trent Sherfield	6	2	18	0	18	9.0	0	11	3.0
Sam Dobbs	6	1	10	0	10	10.0	0	10	1.7
Kalija Lipscomb	6	2	6	0	6	3.0	0	5	1.0
TEAM	4	5	0	6	-6	-1.2	0	0	-1.5
Kyle Shurmur	6	7	3	13	-10	-1.4	2	2	-1.7
Total	6	160	511	51	460	2.9	5	31	76.7
Opponents	6	264	1619	173	1446	5.5	16	61	241.0

RECEIVING	GP	NO.	YARDS	AVG	TD	LONG	AVG/G
C.J. Duncan	6	22	196	8.9	2	24	32.7
Trent Sherfield	6	20	334	16.7	1	36	55.7
Kalija Lipscomb	6	12	211	17.6	4	45	35.2
Jared Pinkney	6	11	135	12.3	2	38	22.5
Caleb Scott	5	7	62	8.9	1	20	12.4
Ralph Webb	6	4	107	26.8	1	73	17.8
K. Blasingame	6	4	26	6.5	0	21	4.3
Nathan Marcus	6	4	17	4.2	1	7	2.8
D. Tennyson	4	3	49	16.3	0	35	12.2
Trey Ellis	6	3	31	10.3	0	14	5.2
Sam Dobbs	6	2	22	11.0	0	16	3.7
J. Wakefield	5	2	-1	-0.5	0	1	-0.2
Jackson Winrow	1	1	13	13.0	0	13	13.0
Total	6	95	1202	12.7	12	73	200.3
Opponents	6	80	842	10.5	5	49	140.3



2017 STATISTICS

TOTAL OFFENSE	GP	PLAYS	RUSH	PASS	TOTAL	AVG/G
Kyle Shurmur	6	162	-10	1157	1147	191.2
Ralph Webb	6	87	245	0	245	40.8
K. Blasingame	6	37	114	0	114	19.0
J. Wakefield	5	19	83	0	83	16.6
Deuce Wallace	2	14	0	39	39	19.5
Trent Sherfield	6	2	18	0	18	3.0
Sam Dobbs	6	1	10	0	10	1.7
S. Stankavage	1	1	0	6	6	6.0
Kalija Lipscomb	6	2	6	0	6	1.0
TEAM	4	5	-6	0	-6	-1.5
Total	6	330	460	1202	1662	277.0
Opponents	6	411	1446	842	2288	381.3

ALL-PURPOSE	GP	RUSH	REC	PR	KOR	RET	TOTAL	AVG
Ralph Webb	6	245	107	0	0	0	352	58.7
Trent Sherfield	6	18	334	0	0	0	352	58.7
Kalija Lipscomb	6	6	211	42	49	0	308	51.3
C.J. Duncan	6	0	196	0	42	0	238	39.7
J. Wakefield	5	83	-1	0	83	0	165	33.0
K. Blasingame	6	114	26	0	0	0	140	23.3
Jared Pinkney	6	0	135	0	0	0	135	22.5
Caleb Scott	5	0	62	0	0	0	62	12.4
D. Tennyson	4	0	49	0	0	0	49	12.2
Sam Dobbs	6	10	22	0	0	0	32	5.3
Trey Ellis	6	0	31	0	0	0	31	5.2
Andrew Rector	6	0	0	29	0	0	29	4.8
Bryce Lewis	3	0	0	0	0	28	28	9.3
Nathan Marcus	6	0	17	0	0	0	17	2.8
Jackson Winrow	1	0	13	0	0	0	13	13.0
L. Wiley	6	0	0	0	0	11	11	1.8
Oren Burks	6	0	0	0	0	9	9	1.5
Jalen Pinkney	6	0	0	8	0	0	8	1.3
TEAM	4	-6	0	0	0	0	-6	-1.5
Kyle Shurmur	6	-10	0	0	0	0	-10	-1.7
Total	6	460	1202	79	174	48	1963	327.2
Opponents	6	1446	842	92	52	1	2433	405.5

FIELD GOALS	FGM-FGA	%	1-29	30-39	40-49	50+	Lg	Blk
Tommy Openshaw	1-3	33.3	0-0	0-1	1-1	0-1	42	0

PUNTING	No.	Yds	AVG	LONG	TB	FC	I-20	BLK
Sam Loy	40	1571	39.3	56	3	12	6	30
Reid Nelson	2	49	24.5	30	0	0	1	00
Total	42	1620	38.6	56	3	12	7	30
Opponents	32	1237	38.7	61	0	12	13	61

———— PATs ————

SCORING	TDs	FGs	KICK	RUSH	REC	PASS	DXP	SAF	Pts
Ralph Webb	4	0-0	0-0	0-0	0	0-0	0	0	24
Kalija Lipscomb	4	0-0	0-0	0-0	0	0-0	0	0	24
Tommy Openshaw	0	1-3	17-17	0-0	0	0-0	0	0	20
Jared Pinkney	2	0-0	0-0	0-0	0	0-0	0	0	12
Kyle Shurmur	2	0-0	0-0	0-0	0	0-0	0	0	12
C.J. Duncan	2	0-0	0-0	0-0	0	0-0	0	0	12
Caleb Scott	1	0-0	0-0	0-0	0	0-0	0	0	6
Nathan Marcus	1	0-0	0-0	0-0	0	0-0	0	0	6
Trent Sherfield	1	0-0	0-0	0-0	0	0-0	0	0	6
Total	17	1-3	17-17	0-0	0	0-0	0	0	122
Opponents	21	3-4	20-21	0-0	0	0-0	0	0	155

KICKOFF RETURNS	No.	Yds	AVG	TD	LONG
J. Wakefield	4	83	20.8	0	25
Kalija Lipscomb	3	49	16.3	0	20
C.J. Duncan	2	42	21.0	0	22
Total	9	174	19.3	0	25
Opponents	5	52	10.4	0	18

PUNT RETURNS	No.	Yds	AVG	TD	LONG
Kalija Lipscomb	7	42	6.0	0	13
Andrew Rector	1	29	29.0	0	0
Jalen Pinkney	0	8	0.0	0	8
Total	8	79	9.9	0	13
Opponents	13	92	7.1	0	20

FIELD GOAL SEQUENCE	VANDERBILT	OPPONENT
at Middle Tennessee	31	--
Alabama A&M	56	--
Kansas State	--	42
Alabama	--	(22)
at Florida	(42)	(21)
Georgia	-	(27)
at Ole Miss		
at South Carolina		
Western Kentucky		
Kentucky		
Missouri		
at Tennessee		

Numbers in (parentheses) indicate successful field goals.



2017 STATISTICS

PASSING

	Com-Att-Yds-TD-Int		
	K. Shurmur	D. Wallace	S. Stankavage
at Middle Tennessee	20-28-296-3-0	DNP	DNP
Alabama A&M	15-18-202-4-0	3-7-19-0-0	1-1-6-0-0
Kansas State	14-23-205-1-0	DNP	DNP
Alabama	4-15-18-0-1	3-7-20-0-0	DNP
at Florida	18-40-264-3-0	DNP	DNP
Georgia	17-31-172-1-0		
at Ole Miss			
at South Carolina			
Western Kentucky			
Kentucky			
Missouri			
at Tennessee			
TOTALS	88-155-1157-12-1	6-14-39-0-0	1-1-6-0-0

RUSHING

	#-Yds/TD	MT	AAMU	KSU	ALA	FLA	UGA	MISS	SC	WKU	UK	MIZ	TENN
Ralph Webb	87-245/3	24-49/1	13-54/1	21-46/0	6-20/0	11-29/0	12-47/1						
K. Blasingame	37-114/0	8-31/0	6-55/0	5-7/0	7-14/0	4-0/0	7-7/0						
J. Wakefield	19-83/0	-	15-64/0	DNP	2-6/0	1-11/0	1-2/0						
Trent Sherfield	2-18/0	-	-	-	-	1-11/0	1-7/0						
Sam Dobbs	1-10/0	-	-	1-10/0	-	-	-						
Kalija Lipscomb	2-6/0	-	-	1-5/0	-	-	1-1/0						
TEAM	5-(-6)/0	2-(-3)/0	-	2-(-3)/0	-	1-0/0	-						
Kyle Shurmur	7-(-10)/2	1-(-6)/0	1-1/1	2-0/1	1-0/0	2-(-5)/0	-						

RECEIVING

	#-Yds/TD	MT	AAMU	KSU	ALA	FLA	UGA	MISS	SC	WKU	UK	MIZ	TENN
Trent Sherfield	20-334/1	4-68/0	4-69/1	4-97/0	2-14/0	2-39/0	4-47/0						
Kalija Lipscomb	12-211/4	2-41/2	2-50/1	2-15/0	-	3-50/1	3-55/0						
C.J. Duncan	22-196/2	3-19/0	3-29/0	6-52/1	1-1/0	5-75/0	4-20/1						
Jared Pinkney	11-135/2	3-33/0	4-51/2	2-41/0	-	2-10/0	-						
Ralph Webb	4-107/1	3-104/1	-	-	1-3/0	-	-						
Caleb Scott	7-62/1	DNP	-	-	-	3-27/1	4-35/0						
D. Tennyson	3-49/0	DNP	DNP	-	2-14/0	1-35/0	-						
Trey Ellis	3-31/0	1-9/0	1-8/0	-	-	-	1-14/0						
K. Blasingame	4-26/0	1-0/0	1--1/0	-	1-6/0	1-21/0	-						
Sam Dobbs	2-22/0	1-16/0	1-6/0	-	-	-	-						
Nathan Marcus	4-17/1	2-6/0	1-4/0	-	-	1-7/1	-						
Jackson Winrow	1-13/0	DNP	1-13/0	DNP	DNP	DNP	DNP						
J. Wakefield	2-(-1)/0	-	1-(-2)/0	DNP	-	-	1-1/0						

PUNT RETURNS

	#-Yds	MT	AAMU	KSU	ALA	FLA	UGA	MISS	SC	WKU	UK	MIZ	TENN
Kalija Lipscomb	7-42	-	4-26	-	-	2-3	1-13						
Andrew Rector	1-29	-	1-29	-	-	-	-						

KICK RETURNS

	#-Yds	MT	AAMU	KSU	ALA	FLA	UGA	MISS	SC	WKU	UK	MIZ	TENN
J. Wakefield	4-83	-	-	DNP	2-40	-	2-43						
Kalija Lipscomb	3-49	-	-	-	3-49	-	-						
C.J. Duncan	2-42	-	1-22	-	-	-	1-20						



2017 STATISTICS

DEFENSIVE STATS

#	Name	GP	Tackles			TFL/Yds	Sacks		Pass Def			Fumbles		Blocked	
			Solo	Ast	Total		No-Yards	Int-Yds	BrUp	QBH	Rcv-Yds	FF	Kick	Saf	
4	Emmanuel Smith	6-6	23	27	50	3.0-12	0.5-3
5	L. Wiley	6-6	26	22	48	.	.	1-11	3
20	Oren Burks	6-6	21	24	45	4.5-11	.	1-9	1
14	Ryan White	6-5	23	12	35	3.0-6	.	1-0	2
11	Charles Wright	6-6	8	17	25	7.0-46	6.0-44	.	.	5
8	J. Williams	6-6	17	5	22	1.5-5	.	.	5	.	.	1	.	.	.
40	Jordan Griffin	6-0	14	6	20	2.0-4	1	.	.	.
34	Dare Odeyingbo	6-6	12	8	20	7.0-27	2.5-15	.	2	3	.	1	.	.	.
2	Arnold Tarpley	6-3	11	8	19	.	.	.	1	1
31	Tre Herndon	5-5	7	7	14	1.0-9	1.0-9	.	5
49	Jonathan Wynn	6-6	7	5	12	2.0-10	1.0-9	.	1	1
3	T. Ferguson	3-2	9	2	11
74	Jay Woods	6-0	7	4	11	1.0-6	1.0-6
77	Nifae Lealao	6-6	.	11	11	1.5-4	.	.	1	2	1-15	.	1	.	.
21	D. Sheffield	6-0	7	4	11	.	.	.	1
6	Zaire Jones	6-0	4	6	10	1.0-2	1	.	.	.
10	D. Odeyingbo	6-0	2	7	9	0.5-1	.	1-0
90	Cameron Tidd	6-0	2	5	7
25	Josh Smith	6-0	2	4	6	1.0-3	1.0-3	.	.	1
9	Caleb Peart	6-2	.	5	5	1.0-3	.	.	.	2
30	Bryce Lewis	3-0	4	1	5	1.0-9	1.0-9	1-28	.	.	.	1	.	.	.
12	Tae Daley	6-0	3	1	4	0.5-2
33	Jay Hockaday	5-0	1	3	4	0.5-2
23	K. Blasingame	6-1	2	1	3
26	Andrew Rector	6-0	2	1	3	1	.	.	1	.	.
44	Jalen Pinkney	6-0	1	1	2	.	.	.	1
10	Trent Sherfield	6-4	.	2	2
16	Kalija Lipscomb	6-0	1	.	1
57	Josiah Sa'o	4-0	.	1	1
48	Andre Mintze	5-0	1	.	1
Total		6-0	217	200	417	39-162	14-98	5-48	23	16	1-15	5	2	.	.
Opponents		6-0	182	136	318	21.0-52	3-17	1-1	26	25	2-0	3	.	.	.

INTERCEPTIONS/RET. No.-Yds MT AAMU KSU ALA FLA UGA MISS SC WKU UK MIZ TENN

Oren Burks	1-9	-	1-9	-	-	-	-	-	-	-	-	-	-	-	-
Ryan White	1-0	-	-	1-0	-	-	-	-	-	-	-	-	-	-	-
D. Odeyingbo	1-0	-	1-0	-	-	-	-	-	-	-	-	-	-	-	-
Bryce Lewis	1-28	1-28	-	DNP	DNP	DNP	-	-	-	-	-	-	-	-	-
L. Wiley	1-11	-	-	1-11	-	-	-	-	-	-	-	-	-	-	-

QB SACKS UA-A-TOTAL MT AAMU KSU ALA FLA UGA MISS SC WKU UK MIZ TENN

Charles Wright	5-2-6.0	3.0-33	1.0-6	2.0-5	-	-	-	-	-	-	-	-	-	-	-
Dare Odeyingbo	2-1-2.5	2.0-12	0.5-3	-	-	-	-	-	-	-	-	-	-	-	-
Tre Herndon	1-0-1.0	-	-	-	1.0-9	DNP	-	-	-	-	-	-	-	-	-
Josh Smith	1-0-1.0	-	1.0-3	-	-	-	-	-	-	-	-	-	-	-	-
Jonathan Wynn	1-0-1.0	-	-	-	-	1.0-9	-	-	-	-	-	-	-	-	-
Bryce Lewis	1-0-1.0	-	-	DNP	DNP	DNP	1.0-9	-	-	-	-	-	-	-	-
Jay Woods	1-0-1.0	-	-	-	-	-	1.0-6	-	-	-	-	-	-	-	-
Emmanuel Smith	0-1	0.5	-	0.5-3	-	-	-	-	-	-	-	-	-	-	-



2017 STATISTICS

TACKLES	SOLO-ASSISTED-TOTAL	MT	AAMU	KSU	ALA	FLA	UGA	MISS	SC	WKU	UK	MIZ	TENN
Emmanuel Smith	23-27-50	6-0	4-6	5-7	4-5	0-7	4-2						
L. Wiley	26-22-48	4-1	0-1	6-5	8-6	4-7	4-2						
Oren Burks	21-24-45	4-0	1-3	4-4	2-4	6-9	4-4						
Ryan White	23-12-35	6-0	3-0	2-2	7-6	2-3	3-1						
Charles Wright	8-17-25	4-0	0-7	2-1	1-5	0-2	1-2						
J. Williams	17-5-22	-	-	6-2	6-2	2-1	3-0						
Jordan Griffin	14-6-20	1-0	1-1	-	4-2	5-2	3-1						
Dare Odeyingbo	12-8-20	3-0	2-1	3-1	1-3	1-0	2-3						
Arnold Tarpley	11-8-19	1-1	1-0	1-1	4-1	1-2	3-3						
Tre Herndon	7-7-14	3-1	-	2-2	1-3	DNP	1-1						
Jonathan Wynn	7-5-12	1-0	0-1	1-0	0-1	4-0	1-3						
D. Sheffield	7-4-11	1-0	3-2	-	2-0	1-1	0-1						
Nifae Lealao	0-11-11	-	0-3	0-1	0-2	0-2	0-3						
T. Ferguson	9-2-11	-	DNP	DNP	DNP	7-1	2-1						
Jay Woods	7-4-11	2-0	2-0	0-1	1-1	-	2-2						
Zaire Jones	4-6-10	-	1-2	-	1-1	-	2-3						
D. Odeyingbo	2-7-9	-	0-2	0-1	0-2	1-1	1-1						
Cameron Tidd	2-5-7	-	-	-	0-4	1-0	1-1						
Josh Smith	2-4-6	-	1-2	-	-	0-1	1-1						
Caleb Peart	0-5-5	-	0-1	-	-	0-4	-						
Bryce Lewis	4-1-5	3-1	-	DNP	DNP	DNP	1-0						
Tae Daley	3-1-4	1-0	1-1	-	-	1-0	-						
Jay Hockaday	1-3-4	-	0-1	-	1-2	-	DNP						
Andrew Rector	2-1-3	-	2-1	-	-	-	-						
K. Blasingame	2-1-3	-	1-0	-	0-1	1-0	-						
Jalen Pinkney	1-1-2	-	-	-	1-1	-	-						
Trent Sherfield	0-2-2	-	-	-	-	0-1	0-1						
Josiah Sa'o	0-1-1	-	0-1	-	DNP	DNP	-						
Kalija Lipscomb	1-0-1	-	-	1-0	-	-	-						
Andre Mintze	1-0-1	-	-	-	1-0	DNP	-						

FUMBLES	FF/FR	MT	AAMU	KSU	ALA	FLA	UGA	MISS	SC	WKU	UK	MIZ	TENN
Bryce Lewis	1/0	-	-	DNP	DNP	DNP	1/0						
Jordan Griffin	1/0	-	-	-	1/0	-	-						
J. Williams	1/0	-	-	-	1/0	-	-						
Zaire Jones	1/0	-	-	-	-	-	1/0						
Dare Odeyingbo	1/0	1/0	-	-	-	-	-						
Nifae Lealao	0/1	-	-	-	-	-	0/1						



2017 STATISTICS

GAME-BY-GAME TEAM COMPARISONS (NOTE: GAME TOTALS ARE DISPLAYED IN THE FORMAT TEAM/OPPONENT FOR EACH CATEGORY)

	SCORE	1ST DOWNS	RUSHING	PASSING	RUSH Yds	PASS Yds	PLAYS-TOTAL Yds	RET. Yds	TURNOVERS
at Middle Tennessee	W 28-6	15/14	5/3	10/8	35-71/26-49	296/166	63-367/57-215	28/20	0/1
Alabama A&M	W 42-0	18/7	8/4	10/1	35-174/32-59	227/44	61-401/53-103	94/28	0/2
Kansas State	W 14-7	11/13	2/10	9/3	32-65/35-201	205/76	55-270/63-277	11/28	1/2
Alabama	L 59-0	3/38	1/24	1/12	16-40/66-496	38/181	38-78/93-677	89/34	2/0
at Florida	L 38-24	17/23	3/11	13/9	20-46/51-218	264/249	60-310/77-467	3/15	0/0
Georgia	L 45-14	11/27	3/21	8/6	22-64/54-423	172/126	53-236/68-549	91/20	0/1
at Ole Miss									
at South Carolina									
Western Kentucky									
Kentucky									
Missouri									
at Tennessee									
Totals	122-155	75/122	22/73	51/39	160-460/264-1446	1202/842	330-1662/411-2288	316/145	3/6

GAME-BY-GAME TEAM COMPARISONS (NOTE: GAME TOTALS ARE DISPLAYED IN THE FORMAT TEAM/OPPONENT FOR EACH CATEGORY)

	3RD DOWN	4TH DOWN	TIME POSS	MARGIN	Yds/RUSH	Yds/PASS	Yds/PLAY	PUNTING	PENALTY Yds
at Middle Tennessee	8-16/0-12	0-0/0-2	36:33/23:27	13:06	2.0/1.9	10.6/5.4	5.8/3.8	7-41.9/7-40.7	6-69/4-14
Alabama A&M	6-13/2-14	0-1/0-0	30:41/29:19	1:22	5.0/1.8	8.7/2.1	6.6/1.9	5-33.2/10-35.4	4-40/5-21
Kansas State	4-13/4-16	1-1/1-2	29:33/30:27	-0:54	2.0/5.7	8.9/2.7	4.9/4.4	8-33.5/7-37.7	5-50/7-68
Alabama	1-10/9-15	0-0/2-2	17:05/42:55	-25:50	2.5/7.5	1.7/6.7	2.1/7.3	9-43.7/2-32.0	5-20/6-40
at Florida	3-13/7-16	2-3/3-3	24:00/36:00	-12:00	2.3/4.3	6.6/9.6	5.2/6.1	6-41.0/5-42.2	4-38/9-64
Georgia	6-15/7-11	1-2/1-1	25:37/34:23	-8:46	2.9/7.8	5.5/9.0	4.5/8.1	7-36.3/1-59.0	5-25/7-46
at Ole Miss									
at South Carolina									
Western Kentucky									
Kentucky									
Missouri									
at Tennessee									
Totals	28-80/29-84	4-7/7-10	163:29/196:31	-33:02	2.9/5.5	7.1/5.7	5.0/5.6	42-38.6/32-38.7	242/253



2017 STATISTICS

3RD DOWNS

	SCORE	OVERALL	1ST QTR	2ND QTR	3RD QTR	4TH QTR
at Middle Tennessee	W 28-6	8-16 (50.0%)	2-2 (100.0%)	4-6 (66.7%)	2-4 (50.0%)	0-4 (0.0%)
Alabama A&M	W 42-0	6-13 (46.2%)	2-2 (100.0%)	3-4 (75.0%)	1-3 (33.3%)	0-4 (0.0%)
Kansas State	W 14-7	4-13 (30.8%)	2-4 (50.0%)	0-4 (0.0%)	0-2 (0.0%)	2-3 (66.7%)
Alabama	L 59-0	1-10 (10.0%)	1-3 (33.3%)	0-3 (0.0%)	0-3 (0.0%)	0-1 (0.0%)
at Florida	L 38-24	3-13 (23.1%)	1-3 (33.3%)	2-4 (50.0%)	0-2 (0.0%)	0-4 (0.0%)
Georgia	L 45-14	6-15 (40.0%)	2-5 (40.0%)	3-4 (75.0%)	0-3 (0.0%)	1-3 (33.3%)
at Ole Miss						
at South Carolina						
Western Kentucky						
Kentucky						
Missouri						
at Tennessee						
Totals		28-80 (35.0%)	10-19 (52.6%)	12-25 (48.0%)	3-17 (17.6%)	3-19 (15.8%)
Opponents		29-84 (34.5%)	2-12 (16.7%)	11-28 (39.3%)	9-21 (42.9%)	7-23 (30.4%)

4TH DOWNS

	SCORE	OVERALL	1ST QTR	2ND QTR	3RD QTR	4TH QTR
at Middle Tennessee	W 28-6	0-0 (0.0%)	0-0 (0.0%)	0-0 (0.0%)	0-0 (0.0%)	0-0 (0.0%)
Alabama A&M	W 42-0	0-1 (0.0%)	0-0 (0.0%)	0-1 (0.0%)	0-0 (0.0%)	0-0 (0.0%)
Kansas State	W 14-7	1-1 (100.0%)	1-1 (100.0%)	0-0 (0.0%)	0-0 (0.0%)	0-0 (0.0%)
Alabama	L 59-0	0-0 (0.0%)	0-0 (0.0%)	0-0 (0.0%)	0-0 (0.0%)	0-0 (0.0%)
at Florida	L 38-24	2-3 (66.7%)	0-0 (0.0%)	0-0 (0.0%)	0-0 (0.0%)	2-3 (66.7%)
Georgia	L 45-14	1-2 (50.0%)	0-0 (0.0%)	0-0 (0.0%)	0-1 (0.0%)	1-1 (100.0%)
at Ole Miss						
at South Carolina						
Western Kentucky						
Kentucky						
Missouri						
at Tennessee						
Totals		4-7 (57.1%)	1-1 (100.0%)	0-1 (0.0%)	0-1 (0.0%)	3-4 (75.0%)
Opponents		7-10 (70.0%)	1-1 (100.0%)	2-2 (100.0%)	1-1 (100.0%)	3-6 (50.0%)

VANDERBILT-INSIDE OPPONENT 20-YARD LINE

OPPONENT	SCORE	Times in RZ	Times SCORED	TOTAL PTS	TDs	RUSH TDs	PASS TDs	FG MADE	-----FAILED IN RED ZONE-----					
									FGA	DNOWNS	INT	FUMB	HALF	GM
at Middle Tennessee	W 28-6	3	2	14	2	1	1	0	1	0	0	0	0	0
Alabama A&M	W 42-0	3	3	21	3	2	1	0	0	0	0	0	0	0
Kansas State	W 14-7	3	2	14	2	1	1	0	0	0	0	1	0	0
Alabama	L 59-0	0	0	0	0	0	0	0	0	0	0	0	0	0
at Florida	L 38-24	3	3	21	3	0	3	0	0	0	0	0	0	0
Georgia	L 45-14	2	2	14	2	1	1	0	0	0	0	0	0	0
at Ole Miss														
at South Carolina														
Western Kentucky														
Kentucky														
Missouri														
at Tennessee														
VU Season Totals: 12 of 14 (85.7%)		14	12	84	12	5	7	0	1	0	0	1	0	0

OPPONENTS-INSIDE VANDERBILT 20-YARD LINE

OPPONENT	SCORE	Times in RZ	Times SCORED	TOTAL PTS	TDs	RUSH TDs	PASS TDs	FG MADE	-----FAILED IN RED ZONE-----					
									FGA	DNOWNS	INT	FUMB	HALF	GM
at Middle Tennessee	W 28-6	2	0	0	0	0	0	0	0	2	0	0	0	0
Alabama A&M	W 42-0	0	0	0	0	0	0	0	0	0	0	0	0	0
Kansas State	W 14-7	2	1	7	1	1	0	0	0	1	0	0	0	0
Alabama	L 59-0	7	6	38	5	5	0	1	0	0	0	0	1	0
at Florida	L 38-24	5	5	31	4	4	0	1	0	0	0	0	0	0
Georgia	L 45-14	4	4	24	3	2	1	1	0	0	0	0	0	0
at Ole Miss														
at South Carolina														
Western Kentucky														
Kentucky														
Missouri														
at Tennessee														
Opponent Season Totals: 16 of 20 (80.0%)		20	16	100	13	12	1	3	0	3	0	0	1	0



GAME 1

Middle Tennessee
Sept. 2 | Murfreesboro

MURFREESBORO, Tenn. -- Kyle Shurmur threw for 296 yards and tied his career-high with three touchdowns as the Vanderbilt Commodores beat Middle Tennessee 28-6 Saturday night in the season opener for both teams.

The Commodores snapped a five-year skid in season openers to give coach Derek Mason his first victory to kick off his fourth season in charge. They also won their third straight against the Conference USA school 37 miles away from Nashville.

"It was really important because for us it's something we hadn't done here in my tenure, so we got it done tonight," Mason said. "So now we move on."

Vanderbilt came out throwing with Shurmur, and the junior quarterback didn't disappoint. He completed 13 of his first 14 passes, including a 37-yard TD pass to Kalija Lipscomb to cap the opening drive. He added a 4-yard TD pass to Lipscomb for a 21-0 lead minutes into the second quarter.

Ralph Webb, the Commodores' all-time leading rusher, also added a 1-yard TD run. Shurmur hit Webb on a swing pass that the senior took 73 yards for a 28-0 lead in the third.

The Commodores smothered what was a high-powered offense in 2016 with Middle Tennessee running up 495 yards against Vanderbilt last season. The Blue Raiders averaged 517.7 yards and ranked 12th nationally scoring 39.7 points per game.

Bryce Lewis intercepted a tipped pass to set up Webb's TD, and the Commodores also sacked Stockstill five times. The Blue Raiders avoided being shut out at home when Stockstill found Richie James for a 22-yard TD early in the fourth.

TEAM	1	2	3	4	FINAL	RECORD
VU	14	7	7	0	28	1-0
MT	0	0	0	6	6	0-1

SCORING SUMMARY

Attendance: 26,717 **Time:** 3:09
Weather: 77, clear, wind NE 5 mph

- 1st:** VANDY: Lipscomb 37-yd pass from Shurmur (Openshaw kick), 5-75 2:29. VANDY: Webb 1 yd run (Openshaw kick), 3-40 1:04.
- 2nd:** VANDY: Lipscomb 4-yd pass from Shurmur (Openshaw kick), 13-76 7:43.
- 3rd:** VANDY: Webb 73-yd pass from Shurmur (Openshaw kick), 3-80 1:24.
- 4th:** MT: James 22-yd pass from Stockstill (Rooker kick blocked), 3-47 1:05.

STATISTICS	VANDERBILT	MT
FIRST DOWNS	15	14
RUSHES-YARDS (NET)	35-71	26-49
PASSING YDS (NET)	296	166
PASSES ATT-COMP-INT	28-20-0	31-18-1
TOTAL OFFENSE PLAYS-YARDS	63-367	57-215
FUMBLE RETURNS-YARDS	0-0	0-0
PUNT RETURNS-YARDS	0-0	3-20
KICKOFF RETURNS-YARDS	0-0	0-0
INTERCEPTION RETURNS-YARDS	1-28	0-0
PUNTS (NUMBER-AVG)	7-41.9	7-40.7
FUMBLES-LOST	1-0	1-0
PENALTIES-YARDS	6-69	4-14
POSSESSION TIME	36:33	23:27
THIRD-DOWN CONVERSIONS	8 OF 16	0 OF 12
FOURTH-DOWN CONVERSIONS	0 OF 0	0 OF 2
RED-ZONE SCORES-CHANCES	2-3	0-2
SACKS BY: NUMBER-YARDS	5-45	1-6

RUSHING: VANDY-Webb 24-49; K. Blasingame 8-31; TEAM 2-(-3); Shurmur 1-(-6). MT-GORDON 7-26; TUCKER 2-21; JAMES 2-14; LEE 5-8; STOCKSTILL 10-(-20).

PASSING: VANDY-Shurmur 20-28-0-296. MT-STOCKSTILL 18-31-1-166.

RECEIVING: VANDY-Sherfield 4-68; Webb 3-104; Pinkney 3-33; Duncan 3-19; Lipscomb 2-41; Marcus 2-6; Dobbs 1-16; Ellis 1-9; K. Blasingame 1-0. MT-JAMES10-112; SMITH 3-29; WINDHAM 2-9; LEE 2-7; TUCKER 1-9.

GAME 2

Alabama A&M
Sept. 9 | Nashville

NASHVILLE -- Vanderbilt quarterback Kyle Shurmur threw four touchdown passes and ran for another as the Commodores smashed Alabama A&M 42-0 on Saturday, improving to 2-0 for the first time under fourth-year coach Derek Mason.

"I'm excited even if my face probably doesn't show it," Mason said. "You're excited to get the wins, but you know preparation is right around the corner. It's not about being comfortable, not about getting comfortable. It's just making sure we stay (focused)."

The Commodores dominated all facets of the game as they readied for next week's home challenge against 19th-ranked Kansas State. Shurmur completed 12-of-12 passes for 175 yards and three scores in the first half alone, finishing 15-for-18 for 202 yards. Vanderbilt outgained the Bulldogs 291-38 in the opening two quarters, holding Alabama A&M (0-2) to three first downs. The Commodores blocked one Bulldogs punt -- converting it into a touchdown -- and deflected another. Vanderbilt scored touchdowns on five-of-six possessions in the opening half.

"I thought our guys played a good first half," Mason said. "They scored points with Shurmur. That's the second week in a row he started fast. I like the way he played. I thought he had good command and that he saw everything he needed to see."

Playing in front of a crowd of 25,802, Vanderbilt recorded its first shutout since the Commodores blanked Kentucky 40-0 in 2012.

Vanderbilt recorded its first shutout since the Commodores blanked Kentucky 40-0 in 2012.

TEAM	1	2	3	4	FINAL	RECORD
AAMU	0	0	0	0	0	0-2
VU	14	21	7	0	42	2-0

SCORING SUMMARY

Attendance: 25,802 **Time:** 3:13
Weather: 79, fair, wind NE 12 mph

- 1st:** VANDY: Webb 6-yd run (Openshaw kick), 11-67 6:22. VANDY: Pinkney 10-yd pass from Shurmur (Openshaw kick), 6-54 3:10.
- 2nd:** VANDY: Lipscomb 45-yd pass from Shurmur (Openshaw kick), 6-81 2:33. VANDY: Shurmur 1-yd run (Openshaw kick), 3-10 0:53. VANDY: Sherfield 25-yd pass from Shurmur (Openshaw kick), 4-65 1:28.
- 3rd:** VANDY: Pinkney 23-yd pass from Shurmur (Openshaw kick), 1-23 0:06.

STATISTICS	AAMU	VANDERBILT
FIRST DOWNS	7	18
RUSHES-YARDS (NET)	32-59	35-174
PASSING YDS (NET)	44	227
PASSES ATT-COMP-INT	21-8-2	26-19-0
TOTAL OFFENSE PLAYS-YARDS	53-103	61-401
FUMBLE RETURNS-YARDS	0-0	0-0
PUNT RETURNS-YARDS	1-5	5-63
KICKOFF RETURNS-YARDS	2-23	1-22
INTERCEPTION RETURNS-YARDS	0-0	2-9
PUNTS (NUMBER-AVG)	10-35.4	5-33.2
FUMBLES-LOST	1-0	0-0
PENALTIES-YARDS	5-21	4-40
POSSESSION TIME	29:19	30:41
THIRD-DOWN CONVERSIONS	2 OF 14	6 OF 13
FOURTH-DOWN CONVERSIONS	0 OF 0	0 OF 1
RED-ZONE SCORES-CHANCES	0-0	3-3
SACKS BY: NUMBER-YARDS	0-0	3-15

RUSHING: AAMU-May 6-27; Walters 12-17; Burke 8-17; Brower 3-7; Glass 3-(-9). VANDY-J. Wakefield 15-64; K. Blasingame 6-55; Webb 13-54; Shurmur 1-1.

PASSING: AAMU-Glass 5-13-1-15; May 3-8-1-29. VANDY-Shurmur 15-18-0-202; Wallace 3-7-0-19; S. Stankavage 1-1-0-6.

RECEIVING: AAMU-Moore 3-5; Clash 2-10; O Miles 1-23; Randolph 1-4; Walters 1-2. VANDY-Sherfield 4-69; Pinkney 4-51; Duncan 3-29; Lipscomb 2-50; Winrow 1-13; Ellis 1-8; Dobbs 1-6; Marcus 1-4; K. Blasingame 1-(-1); J. Wakefield 1-(-2).



GAME 3

#18 Kansas State Sept. 16 | Nashville

NASHVILLE -- Kyle Shurmur scored on a 2-yard run with 8:23 left, and Vanderbilt upset No. 18 Kansas State 14-7 on Saturday night for the Commodores' first victory over a ranked, nonconference opponent since 1946.

Vanderbilt improved to 3-0 for the first time since 2011 with the Commodores' first win over a ranked, nonconference opponent since beating North Carolina State. The Commodores also have won five straight at home dating to last season.

"We're trying to get all these monkeys off our back," Mason said. Kansas State (2-1) last beat a Southeastern Conference team on the road in the regular season in 1982 at Kentucky.

Jesse Ertz tried to drive the Wildcats to the tying score. But he was tackled short on fourth-and-8 deep in Vanderbilt territory by Oren Burks and LaDarius Wiley with 1:06 left.

"I threw my hand up and said, 'Thank you Jesus,'" Mason said. Shurmur drove the Commodores 84 yards using up half of the first quarter to put Vanderbilt up 7-0 with a 2-yard pass to C.J. Duncan.

Ertz answered for Kansas State with a 75-yard drive, and on fourth-and-1, Ertz took the ball wide left and ran 15 untouched for a TD.

Ryan White picked off Ertz's pass soon after at the Wildcats 33, and Vanderbilt needed only four plays before Shurmur scored the clinching TD after having to pick up the ball off the ground after the snap. Shurmur said he didn't want to make a bad play worse.

"Just trying to get all I could and maybe score I guess," Shurmur said.

TEAM	1	2	3	4	FINAL	RECORD
KSU	0	7	0	0	7	2-1
VU	7	0	0	7	14	3-0

SCORING SUMMARY

Attendance: 40,350 **Time:** 3:17
Weather: 83, sunny, wind E 3 mph

- 1st:** VANDY: Duncan 2-yd pass from Shurmur (Openshaw kick), 13-84 7:53.
- 2nd:** KSU: Ertz 15-yd run (McCrane kick), 8-75 4:13.
- 4th:** VANDY: Shurmur 2-yd run (Openshaw kick), 4-33 1:53.

STATISTICS	KSU	VANDERBILT
FIRST DOWNS	13	11
RUSHES-YARDS (NET)	35-201	32-65
PASSING YDS (NET)	76	205
PASSES ATT-COMP-INT	28-10-2	23-14-0
TOTAL OFFENSE PLAYS-YARDS	63-277	55-270
FUMBLE RETURNS-YARDS	0-0	0-0
PUNT RETURNS-YARDS	4-17	0-0
KICKOFF RETURNS-YARDS	1-11	0-0
INTERCEPTION RETURNS-YARDS	0-0	2-11
PUNTS (NUMBER-AVG)	7-37.7	8-33.5
FUMBLES-LOST	0-0	1-1
PENALTIES-YARDS	7-68	5-50
POSSESSION TIME	30:27	29:33
THIRD-DOWN CONVERSIONS	4 OF 16	4 OF 13
FOURTH-DOWN CONVERSIONS	1 OF 2	1 OF 1
RED-ZONE SCORES-CHANCES	1-2	2-3
SACKS BY: NUMBER-YARDS	1-2	2-5

RUSHING: KSU-Ertz 24-126; Silmon, 3-41; Barnes 8-34. VANDY-Webb 21-46; Dobbs 1-10; Blasingame 5-7; Lipscomb 1-5; Shurmur 2-0; TEAM 2-(-3).
PASSING: KSU-Ertz 10-28-2-76. VANDY-Shurmur 14-23-0-205.
RECEIVING: KSU-Zuber 4-37; Pringle 3-25; Valentine 1-8; Barnes 1-3; Dimel 1-3. VANDY-Duncan 6-52; Sherfield 4-97; Pinkney 2-41; Lipscomb 2-15.

GAME 4

#1 Alabama Sept. 23 | Nashville

NASHVILLE -- Alabama coach Nick Saban challenged the top-ranked Crimson Tide to prove they knew how to not only win, but dominate an opponent for a full 60 minutes.

That, and a bit of motivation provided by the confident Vanderbilt Commodores, was all Alabama needed.

Damien Harris ran for a career-high 151 yards and three touchdowns, Bo Scarbrough added two TDs and top-ranked Alabama routed Vanderbilt 59-0 Saturday in the Southeastern Conference opener for both teams.

Alabama (4-0) now has won 19 straight over the SEC East. Better yet, the Crimson Tide hasn't lost to Vanderbilt since 1984 or in Nashville since 1969. Both streaks were assured at the end of the first quarter with Alabama up 21-0 after the second of Harris' TDs. And the Crimson Tide didn't let up.

Alabama outgained Vanderbilt in total offense 677-78 before running out the clock late for the largest margin in the program's vaunted history. The Crimson Tide also set a school record with 38 first downs, topping the 36 earned Nov. 22, 2014, against Western Carolina.

Vanderbilt (3-1) came in as one of the five remaining undefeated teams in the SEC with the nation's stingiest defense in points, total yards and against the pass. The Commodores had allowed just 13 points combined through three games, yet they proved no match against Alabama's dominating ground game.

TEAM	1	2	3	4	FINAL	RECORD
ALA	21	10	21	7	59	4-0,1-0
VU	0	0	0	0	0	3-1,0-1

SCORING SUMMARY

Attendance: 40,350 **Time:** 3:07
Weather: 88, partly cloudy, wind NE 3 mph

- 1st:** UA: Scarbrough 6-yd run (Pappanastos kick), 5-47 1:30. UA - Harris 61-yd run (Pappanastos kick), 2-70 0:36. UA: Harris 2-yd run (Pappanastos kick), 6-26 2:38.
- 2nd:** UA: Scarbrough 2-yd run (Pappanastos kick), 13-75 5:39. UA: Pappanastos 22-yd field goal, 13-71 3:43.
- 3rd:** UA: Harris 2 yd run (Pappanastos kick), 8-75 2:53. UA: Jeudy 34-yd pass from Tagovailoa (Pappanastos kick), 8-68 1:58. UA: Smith 27-yd pass from Tagovailoa (Pappanastos kick), 4-58 1:35.
- 4th:** UA: Robinson Jr. 17-yd run (Pappanastos kick), 10-89 5:38.

STATISTICS	ALABAMA	VANDERBILT
FIRST DOWNS	38	3
RUSHES-YARDS (NET)	66-496	16-40
PASSING YDS (NET)	181	38
PASSES ATT-COMP-INT	27-17-0	22-7-1
TOTAL OFFENSE PLAYS-YARDS	93-677	38-78
FUMBLE RETURNS-YARDS	0-0	0-0
PUNT RETURNS-YARDS	3-33	0-0
KICKOFF RETURNS-YARDS	0-0	5-89
INTERCEPTION RETURNS-YARDS	1-1	0-0
PUNTS (NUMBER-AVG)	2-32.0	9-43.7
FUMBLES-LOST	3-0	1-1
PENALTIES-YARDS	6-40	5-20
POSSESSION TIME	42:55	17:05
THIRD-DOWN CONVERSIONS	9 OF 15	1 OF 10
FOURTH-DOWN CONVERSIONS	2 OF 2	0 OF 0
RED-ZONE SCORES-CHANCES	6-7	0-0
SACKS BY: NUMBER-YARDS	0-0	1-9

RUSHING: UA-D. Harris 12-151; Scarbrough 11-79; N. Harris 10-70; Robinson Jr. 5-51; Hurts 9-48; Clark 10-48; Jacobs 4-28; Tagovailoa 1-22; Ridley 1-4; TEAM 3-(-5). VANDY-Webb 6-20; Blasingame 7-14; Wakefield 2-6; Shurmur 1-0.
PASSING: UA-Hurts 9-17-0-78; Tagovailoa 8-10-0-103. VANDY-Shurmur 4-15-1-18; Wallace 3-7-0-20.
RECEIVING: UA-Ridley 5-43; Jeudy 3-68; Smith Jr. 2-14; D. Smith 1-27; Sims 1-11; Tennison 1-9; D. Harris 1-9; N. Harris 1-3; Scarbrough 1-2; Foster 1-(-5). VANDY-Sherfield 2-14; Tennyson 2-14; Blasingame 1-6; Webb 1-3; Duncan 1-1.



GAME 5

#21 Florida
Sept. 30 | Gainesville, Fla.

GAINESVILLE, Fla. -- Lamical Perine scored three touchdowns, Malik Davis added two and No. 21 Florida beat Vanderbilt 38-24 on Saturday despite losing quarterback Luke Del Rio to a left shoulder injury.

Perine bookended two one-yard plunges around a 13-yard scamper as the Gators remained unbeaten in Southeastern Conference play and defeated the Commodores for the 26th time in the last 27 meetings.

Perine, a cousin of former Oklahoma and current Washington Redskins running back Samaje Perine, finished with 58 yards on 15 carries.

Davis, a freshman, ran 17 times for 124 yards. His final run was huge. On a fourth-down play, Davis broke through the line, stumbled and then regained his footing for a 39-yard score that sealed the victory.

Redshirt freshman Feleipe Franks replaced Del Rio in the second quarter and turned in his most effective performance of the season. Franks completed 10 of 14 passes for 185 yards, including a 49-yarder to Tyrie Cleveland that was nearly as perfect as his last pass in The Swamp.

The Gators (3-1, 3-0 SEC) and Vanderbilt played a tight game for the third consecutive year. That was an improvement for the Commodores (3-2, 0-2) after a 59-0 home loss to top-ranked Alabama a week ago.

TEAM	1	2	3	4	FINAL	RECORD
VU	7	10	0	7	24	3-2,0-2
UF	7	10	7	14	38	3-1,3-0

SCORING SUMMARY

Attendance: 84,478 Time: 3:22
Weather: 75, overcast, wind NE 10 mph

1st: UF: Perine 1-yd run (Pineiro kick), 10-62 5:20. VANDY: Lipscomb 13-yd pass from Shurmur (Openshaw kick), 7-75 3:55.

2nd: UF: Perine 13-yd run (Pineiro,E. kick), 7-45 2:56. VANDY: Scott 12-yd pass from Shurmur (Openshaw kick), 7-75 3:12. VANDY: Openshaw 42-yd field goal, 9-60 3:57. UF: Pineiro 21-yd field goal, 7-71 0:43.

3rd: UF: Davis 1-yd run (Pineiro kick), 8-73 3:56.

4th: UF: Perine 1-yd run (Pineiro kick), 12-65 6:04. VANDY: Marcus 7-yd pass from Shurmur (Openshaw kick), 14-77 3:56. UF: Davis 39-yd run (Pineiro kick), 5-48 1:31.

STATISTICS	VANDERBILT	FLORIDA
FIRST DOWNS	17	23
RUSHES-YARDS (NET)	20-46	51-218
PASSING YDS (NET)	264	249
PASSES ATT-COMP-INT	40-18-0	26-17-0
TOTAL OFFENSE PLAYS-YARDS	60-310	77-467
FUMBLE RETURNS-YARDS	0-0	0-0
PUNT RETURNS-YARDS	2-3	1-(-3)
KICKOFF RETURNS-YARDS	0-0	2-18
INTERCEPTION RETURNS-YARDS	0-0	0-0
PUNTS (NUMBER-AVG)	6-41.0	5-42.2
FUMBLES-LOST	2-0	1-0
PENALTIES-YARDS	4-38	9-64
POSSESSION TIME	24:00	36:00
THIRD-DOWN CONVERSIONS	3 OF 13	7 OF 16
FOURTH-DOWN CONVERSIONS	2 OF 3	3 OF 3
RED-ZONE SCORES-CHANCES	3-3	5-5
SACKS BY: NUMBER-YARDS	1-9	1-9

RUSHING: VANDY-Webb 11-29; J. Wakefield 1-11; Sherfield 1-11; K. Blasingame 4-0; TEAM 1-0; Shurmur 2-(-5). UF-Davis 17-124; Perine 15-58; Thompson 9-24; Toney 3-22; Franks 3-4; Team 2-(-5); Del Rio 2-(-9).

PASSING: VANDY-Shurmur 18-40-0-264. UF-Franks 10-14-0-185; Del Rio 7-11-0-64; Toney 0-1-0-0.

RECEIVING: VANDY-Duncan 5-75; Lipscomb 3-50; Scott 3-27; Sherfield 2-39; Pinkney 2-10; D. Tennyson 1-35; K. Blasingame 1-21; Marcus 1-7. UF-Thompson 5-39; Cleveland 2-67; Stephens 2-45; Davis 2-6; Swain 1-33; Goolsby 1-25; Perine 1-17; Powell 1-11; Toney 1-5; Lewis 1-1.

GAME 6

#5 Georgia
Oct. 7 | Nashville

NASHVILLE -- Nick Chubb ran for two touchdowns and 138 yards, and fifth-ranked Georgia routed Vanderbilt 45-14 Saturday despite missing three players from the Bulldogs' stingy defense.

Georgia (6-0, 3-0 Southeastern Conference) continued its best start since 2012 when the Bulldogs reached the SEC championship. The Bulldogs also avenged a 17-16 loss to Vanderbilt last year by beating the Commodores for the 20th time in the past 23 games in this series.

Georgia ran through and over Vanderbilt, piling up 423 yards. Sony Michel added 150 yards and a TD, while Elijah Holyfield scored his first career TD on a 15-yard run. Georgia set the tone on its opening drive, running all seven plays for 83 yards.

Vanderbilt (3-3, 0-3) lost its third straight to wrap up the toughest four-game stretch in school history against the Commodores' fourth consecutive ranked opponent.

Coach Derek Mason, who oversees the defense, said the Commodores have to fix what ails them: defenders were in the right spots but didn't tackle well.

"That's what teams like this will do," Mason said. "They will expose exactly who you are if you aren't consistent with your tackling fundamentals and mechanics."

TEAM	1	2	3	4	FINAL	RECORD
UGA	7	14	17	7	45	6-0,3-0
VU	0	7	0	7	14	3-3,0-3

SCORING SUMMARY

Attendance: 36,282 Time: 3:11
Weather: 76, cloudy, wind S 11 mph

1st: UGA: Chubb 33-yd run (Blankenship kick), 7-83 2:46.

2nd: UGA: Swift 5-yd pass from Fromm (Blankenship kick), 8-45 3:27. UGA: Chubb 14-yd run (Blankenship kick), 11-80 6:12. VANDY: Webb 1-yd run (Openshaw kick), 6-75 1:30.

3rd: UGA: Godwin 47-yd pass from Fromm (Blankenship kick), 4-75 1:46. UGA: Michel 50-yd run (Blankenship kick), 3-64 1:04. UGA: R. Blankenship 27-yd field goal, 12-65 5:55.

4th: UGA: Holyfield 15-yd run (Blankenship kick), 6-50 2:09. VANDY: Duncan 3-yd pass from Shurmur (Openshaw kick), 4-1 0:59.

STATISTICS	GEORGIA	VANDERBILT
FIRST DOWNS	27	11
RUSHES-YARDS (NET)	54-423	22-64
PASSING YDS (NET)	126	172
PASSES ATT-COMP-INT	14-10-0	31-17-0
TOTAL OFFENSE PLAYS-YARDS	68-549	53-236
FUMBLE RETURNS-YARDS	0-0	1-15
PUNT RETURNS-YARDS	1-20	1-13
KICKOFF RETURNS-YARDS	0-0	3-63
INTERCEPTION RETURNS-YARDS	0-0	0-0
PUNTS (NUMBER-AVG)	1-59.0	7-36.3
FUMBLES-LOST	2-1	0-0
PENALTIES-YARDS	7-46	5-25
POSSESSION TIME	34:23	25:37
THIRD-DOWN CONVERSIONS	7 OF 11	6 OF 15
FOURTH-DOWN CONVERSIONS	1 OF 1	1 OF 2
RED-ZONE SCORES-CHANCES	4-4	2-2
SACKS BY: NUMBER-YARDS	0-0	2-15

RUSHING: UGA-Michel 12-150; Chubb 16-138; Holyfield 7-51; Fromm 4-36; Swift 4-32; Herrien 9-28; TEAM 1-(-1); Eason 1-(-11). VANDY-Webb 12-47; Blasingame 7-7; Sherfield 1-7; Wakefield 1-2; Kalija Lipscomb 1-1.

PASSING: UGA-Fromm 7-11-0-102; Eason 3-3-0-24. VANDY-Shurmur 17-31-0-172.

RECEIVING: GUA-Godwin 2-70; Wims 2-20; Crumpton 2-17; Swift 2-8; Holloman 1-7; Woerner 1-4. VANDY-Sherfield 4-47; Scott 4-35; Duncan 4-20; Lipscomb 3-55; Ellis 1-14; Wakefield 1-1.