

**2016-17 SCHEDULE/RESULTS**

Record: (0-0)

NOVEMBER

15	at [rv/--] Vanderbilt (SEC Network)	8 p.m.
19	WESTERN KENTUCKY (OVCDN)	7 p.m.
21	¹ vs. [--/rv] Florida (SEC Network)	6 p.m.
25	at [23/24] Rhode Island (A10 Network)	6 p.m.
29	LIPSCOMB (OVCDN)	7 p.m.
DECEMBER		
3	at Pepperdine (TheW)	7 p.m.
6	at Lipscomb (ESPN3)	6:30 p.m.
14	MIDDLE TENNESSEE (ASN)	7 p.m.
17	at Green Bay (ESPN3)	4:30 p.m.
19	at Milwaukee (ESPN3)	7 p.m.
22	CLEVELAND STATE (OVCDN)	7 p.m.
31	*at Austin Peay (OVCDN)	2:30 p.m.

JANUARY

5	* UT MARTIN (OVCDN)	6 p.m.
7	* SOUTHEAST MISSOURI (OVCDN)	7 p.m.
12	*at Morehead State (ESPNU)	6 p.m.
14	*at Eastern Kentucky (OVCDN)	6 p.m.
19	* JACKSONVILLE STATE (OVCDN)	7 p.m.
21	* TENNESSEE TECH (ASN)	11 a.m.
25	*at Eastern Illinois (OVCDN)	7 p.m.
28	*at Tennessee State (OVCDN)	7:30 p.m.
30	* SIU EDWARDSVILLE (CBSSN)	8 p.m.

FEBRUARY

2	*at Murray State (ESPNU)	8 p.m.
9	*at Jacksonville State (CBSSN)	6 p.m.
11	*at Tennessee Tech (OVCDN)	7:30 p.m.
16	* EASTERN KENTUCKY (OVCDN)	7 p.m.
18	* MOREHEAD STATE (OVCDN)	4 p.m.
21	TREVECCA NAZARENE (OVCDN)	7 p.m.
25	* TENNESSEE STATE (OVCDN)	5 p.m.

MARCH

1	² OVC Tournament First Round (OVCDN)	TBD
2	² OVC Tournament Quarterfinal (OVCDN)	TBD
3	² OVC Tournament Semifinal (ESPNU)	TBD
4	² OVC Championship (ESPN2)	7 p.m.

*-Ohio Valley Conference Game

1-AdvoCare Invitational (Multiple Sites)

2-OVC Basketball Championship (Nashville, Tenn.)

[/] - Reflects national ranking AP/USA Today polls

rv - Others receiving votes

All times Central

Home games in BOLD CAPS

BELMONT MEDIA RELATIONS

MBB Contact: Greg Sage, Assistant AD/Media Relations

(O) 615.460.6698

(C) 615.512.3633

(F) 615.460.5584

(Email) greg.sage@belmont.edu

www.belmontbruins.com



@BelmontMBB

BRUIN SNAPSHOT

Belmont Basketball opens regular season play Tuesday at Southeastern Conference mainstay and Nashville neighbor, Vanderbilt. The Bruins went 20-12 last season, winning the Ohio Valley Conference regular season championship and earning a bid to the Postseason NIT.

Senior Evan Bradds leads an efficient, high scoring Bruin attack. The Jamestown, Ohio native led the nation in field goal percentage each of the last two seasons and was an AP Honorable Mention and OVC Player of the Year honoree.

Belmont will adjust to life after Craig Bradshaw, as the dynamic guard and emotional leader graduated in 2016. Bradshaw scored 1,698 career points and led Belmont to 94 victories and four consecutive postseason appearances (2 NCAA, 2 NIT).

This marks the fifth meeting between Belmont and Vanderbilt, first since Dec. 4, 2010.

PROGRAM PROFILE

- Belmont Basketball has won 20+ games and earned postseason play 10 of the last 11 years (including 2015-16). That includes NCAA Tournament appearances in 2006, 2007, 2008, 2011, 2012, 2013, 2015.

- Head Coach Rick Byrd is in his 31st season at Belmont. He ranks sixth among all active NCAA Division I head coaches in career wins (731).

- Belmont has posted an NCAA-best 220 conference wins since 2003 (includes tournament).

- Belmont has won 15 conference championships (seven tournament, eight regular season) since 2006. Only Kansas and Gonzaga have won more conference championships over that span.

- Belmont enters the 2016-17 season as one of only seven non-Power 5 programs to earn national Top 25 poll votes and post a Top 100 RPI each of the last six seasons.

- Belmont has made the second-most three-point field goals in the nation since going from the NAIA to NCAA Division I in 1996-97 (Duke).

- Since 2000-01, Belmont Basketball leads the nation in Academic All-Americans (14), which includes Evan Bradds and Craig Bradshaw in 2015-16.

- Belmont is one of only three NCAA Division I programs to make the NCAA Academic Progress Rate (APR) Honor Roll every year.



GAME ONE

BELMONT

at

[RV/--] VANDERBILT

Date: November 15, 2016

Time: 8 p.m. CT

Location: Nashville, Tenn.

Arena: Memorial Gym (14, 316)

TV: SEC Network/WatchESPN

Kevin Ingram (play-by-play)

Jon Sundvold (color)

Radio: Bruin Sports Network

Greg Sage (play-by-play)

Coaches:**Belmont**

Rick Byrd (Tennessee, '76)

Overall: 731-379 (36th year)

at Belmont: 639-324 (31st year)

Vanderbilt

Bryce Drew (Valparaiso, '98)

Overall: 124-50 (6th year)

at Vanderbilt: 0-1 (1st year)

Series History:

Fifth meeting; 0-4

Streak: L4

Last meeting: 12/4/10 at VU

L, 76-85

PROBABLE STARTERS**Belmont Bruins (0-0)**

Pos.	No.	Name	Ht.	Wt.	Cl.	Hometown	(2015-16 stats)	
							PPG	RPG
G	1	Austin Luke	6-3	200	rJR	Rowlett, Texas	6.2	2.7
G	20	Taylor Barnette	6-3	185	SR	Lexington, Ky.	10.6	2.2
G/F	3	Dylan Windler	6-7	190	SO	Indianapolis, Ind.	4.3	4.5
F	35	Evan Bradds	6-7	205	SR	Jamestown, Ohio	17.6	9.2
F	32	Amanze Egekeze	6-8	220	JR	Lake in the Hills, Ill.	9.0	3.4
F	2	Nick Smith	6-8	220	SR	Bentonville, Ark.	6.5	1.8
G	11	Kevin McClain	6-2	180	SO	Jennings, Fla.	5.4	1.3
G	14	Nick Hopkins	5-11	155	FR	Fayetteville, Tenn.	--	--
G	21	Burton Sampson	6-4	195	rJR	Knoxville, Tenn.	0.9	0.2
G	24	Michael Benkert	6-4	195	rFR	Greenwood, Ind.	--	--
F	25	Mack Mercer	6-9	225	JR	Plymouth, Ind.	7.5	3.0
F	31	Josh Lester	6-6	225	rJR	Antioch, Tenn.	0.7	0.4
C	41	Tyler Hadden	6-10	240	rJR	Cincinnati, Ohio	1.7	0.8
C	50	Seth Adelsperger	6-11	220	rFR	Peru, Ind.	--	--



BELMONT UNIVERSITY 2016-17 MEN'S BASKETBALL

GAME 1 • BELMONT AT [RV/-] VANDERBILT

NOVEMBER 15, 2016 • MEMORIAL GYMNASIUM • NASHVILLE, TENN.

MEDIA RELATIONS CONTACT: GREG SAGE • greg.sage@belmont.edu • 615.512.3633

BROADCASTER CHART



1 • AUSTIN LUKE
rJR • G • 6-3 • 200 • ROWLETT, TEXAS
ROWLETT HS

- 1st OVC, 15th NCAA in assists per game (6.3) in '16
- 4th OVC in 3ptFG% in league games (.477)
- 22 games 5+ assists
- Coach Byrd: "Austin sees passes others don't"
- HS teammate of Okkie State Jeffrey Carroll
- OVC Commissioner's Honor Roll

2015-16 Stats		
PPG	RPG	APG
6.2	2.7	6.3
FG%	3FG%	FT%
.448	.392	.738

Career Highs	
PTS - 20 vs. TSU	
REBS - 8 at Arizona St	
ASSTS - 13 at Morehead	
STLS - 3 at Arizona St	
MINS - 36 vs. TSU	



20 • TAYLOR BARNETTE
SR • G • 6-3 • 185 • LEXINGTON, KY.
VIRGINIA

- Preseason All-OVC
- OVC active leader in made 3-pointers (177)
- Sound defender; gets top perimeter assignment
- Coach Byrd: "Taylor embodies our program"
- GW 3-pointer to win 2015 OVC Championship
- Sister, Sarah Beth ('16), played basketball at UVA

2015-16 Stats		
PPG	RPG	APG
10.6	2.2	2.0
FG%	3FG%	FT%
.415	.366	.796

Career Highs	
PTS - 27 vs. Trevecca	
REBS - 7 at Georgia	
ASSTS - 7 vs. JSU	
STLS - 4 vs. TTU	
MINS - 38 vs. SIUE	



3 • DYLAN WINDLER
SO • G/F • 6-7 • 190 • INDIANAPOLIS, IND.
PERRY MERIDIAN HS

- Long, athletic wing; Michael Phelps' wingspan
- 10th in OVC in blocked shots in '16
- Played beyond his years as freshman
- Coach Byrd: "Dylan has high basketball IQ"
- First career start in NIT @ Georgia
- Decorated HS golfer; regularly shoots in 70s

2015-16 Stats		
PPG	RPG	APG
4.3	4.5	0.9
FG%	3FG%	FT%
.495	.239	.667

Career Highs	
PTS - 13 vs. Lipscomb	
REBS - 14 at UT Martin	
ASSTS - 4 vs. APSU	
BLKS - 3 at SEMO	
MINS - 27 vs. APSU	



35 • EVAN BRADDS
SR • F • 6-7 • 205 • JAMESTOWN, OHIO
GREENVIEW HS

- 2x NCAA FG% Champion; Academic All-American
- #3 Most-Efficient Player in '16 - *Ken Pomeroy*
- Coach Byrd: "Evan has remarkable feel for angles"
- 2016 OVC Player of the Year; 2016 AP All-American
- Lute Olson, Julius Erving Award Watch List
- Played PG & wing in HS

2015-16 Stats		
PPG	RPG	APG
17.6	9.2	2.2
FG%	3FG%	FT%
.714	.429	.705

Career Highs	
PTS - 36 vs. TSU	
REBS - 18 vs. JSU	
ASSTS - *5 at TTU	
BLKS - *2 vs. JSU	
MINS - 41 vs. APSU	



32 • AMANZE EGEKEZE
JR • F • 6-8 • 220 • LAKE IN THE HILLS, ILL.
HUNTLEY HS

- *uh-MAHN-zay egg-uh-KAY-zay*
- Quiet confidence; two-year returning starter
- 3rd OVC in 3-ptFG% (.422) in '16
- Coach Byrd: "Amanze is our most complete player"
- Versatile defender & rebounder
- 18 double figure scoring games
- Led Belmont in plus/minus in '16

2015-16 Stats		
PPG	RPG	APG
9.0	3.4	0.7
FG%	3FG%	FT%
.539	.422	.768

Career Highs	
PTS - 20 at UT Martin	
REBS - *8 at Kennesaw	
ASSTS - *3 vs. TSU	
BLKS - 3 vs. SIUE	
MINS - 39 vs. APSU	



2 • NICK SMITH
SR • F • 6-8 • 220 • BENTONVILLE, ARK.
BENTONVILLE HS

- Stretch "4"; streaky shooter
- Came on late in '16; almost 40% 3ptFG in OVC
- Gym rat; can live in solitude shooting in open gym
- Improved defender & rebounder
- GW shot @ WKU as sophomore
- 3x OVC Commissioner's Honor Roll

2015-16 Stats		
PPG	RPG	APG
6.5	1.8	0.3
FG%	3FG%	FT%
.406	.359	.690

Career Highs	
PTS - 17 vs. Trevecca	
REBS - *6 vs. EKU	
ASSTS - 3 vs. Brescia	
BLKS - *1 at TTU	
MINS - 28 vs. Trevecca	



11 • KEVIN MCCLAIN
SO • G • 6-2 • 180 • JENNINGS, FLA.
HAMILTON COUNTY HS

- Dynamic 1 or 2 guard; think Kerron Johnson
- Had 2 4-pt plays in college debut @ Marquette
- Coach Byrd: "Kevin can make exciting plays"
- Strong on-ball defender, lightning quick
- Emerged during OVC season
- One of 8 children

2015-16 Stats		
PPG	RPG	APG
5.4	1.3	0.8
FG%	3FG%	FT%
.426	.299	.667

Career Highs	
PTS - 12 at SIUE	
REBS - 4 at TTU	
ASSTS - 3 vs. EIU	
BLKS - *1 vs. EKU	
MINS - 18 at SIUE	




14 • NICK HOPKINS
FR • G • 5-11 • 155 • FAYETTEVILLE, TENN.
FAYETTEVILLE HS

- 2016 Tennessee Mr. Basketball Class A
- 2016 *USA Today* Tennessee First Team
- Instant offense, can score from everywhere
- Coach Byrd: "Nick is electric; a joy to coach"
- 2,851 career points in HS
- 2015 AAU EYBL Peach Jam Champions

2015-16 Stats		
PPG	RPG	APG
--	--	--
FG%	3FG%	FT%
--	--	--

Career Highs	
PTS --	
REBS --	
ASSTS --	
BLKS --	
MINS --	



21 • BURTON SAMPSON
rJR • G • 6-4 • 195 • KNOXVILLE, TENN.
THE WEBB SCHOOL

- Walk-on earned scholarship for this season
- 33 game appearances
- Steady role player
- Coach Byrd: "I trust Burton in any situation"
- Missed Spring '16 semester for family reasons
- Huge Peyton Manning fan

2015-16 Stats		
PPG	RPG	APG
0.9	0.2	0.4
FG%	3FG%	FT%
.667	.667	.500

Career Highs	
PTS - *5 at Arizona St	
REBS - 2 vs. JSU	
ASSTS - 2 vs. Ouachita	
STLS - 2 at Kennesaw	
MINS - 17 vs. WKU	




24 • MICHAEL BENKERT
rFR • G • 6-4 • 195 • GREENWOOD, IND.
CENTER GROVE HS

- *BENK-urt*
- Redshirt in '16
- Strong, active wing
- Coach Strong aided development in workouts
- Played HS for former Butler PG Zach Hahn
- Coach Byrd: "Michael is defender we welcome"
- One of 7 children

2015-16 Stats		
PPG	RPG	APG
--	--	--
FG%	3FG%	FT%
--	--	--

Career Highs	
PTS --	
REBS --	
ASSTS --	
BLKS --	
MINS --	



25 • MACK MERCER
JR • F • 6-9 • 225 • PLYMOUTH, IND.
PLYMOUTH, IND.

- Injury plagued first two seasons; 9 DNP in '16
- One of the most skilled bigs ever at Belmont
- Made big splash in '15 NCAA Tournament
- Tremendous footwork and shooting touch
- Coach Byrd: "Mack is an X-factor for us"
- 2014 Indiana All-State

2015-16 Stats		
PPG	RPG	APG
7.5	3.0	0.4
FG%	3FG%	FT%
.516	.391	.826

Career Highs	
PTS - 20 at Cleveland St	
REBS - 10 at Cleveland St	
ASSTS - 3 vs. TSU	
STLS - 2 at Cleveland St	
MINS - 22 at Cleveland St	

BELMONT

BELMONT UNIVERSITY 2016-17 MEN'S BASKETBALL

GAME 1 • BELMONT AT [RV/-] VANDERBILT

NOVEMBER 15, 2016 • MEMORIAL GYMNASIUM • NASHVILLE, TENN.

MEDIA RELATIONS CONTACT: GREG SAGE • greg.sage@belmont.edu • 615.512.3633

BROADCASTER CHART



31 • JOSH LESTER
rJR • F • 6-6 • 225 • ANTIOCH, TENN.
BRENTWOOD ACADEMY

- Walk-on
- Easy going role player; fan favorite
- Provided huge spark in win vs. WKU
- Coach Byrd: "Josh is a team-first guy"
- 28 game appearances
- Exercise Science major

2015-16 Stats		
PPG	RPG	APG
0.7	0.4	0.0
FG%	3FG%	FT%
.500	.333	.750

Career Highs
PTS - *5 vs. APSU
REBS - *2 vs. APSU
ASSTS - 1 vs. TSU
STLS - n/a
MINS - 8 vs. Denver



41 • TYLER HADDEN
rJR • C • 6-10 • 240 • CINCINNATI, OHIO.
ST. XAVIER HS

- HAD-in**
- Role big man
 - 2x OVC Academic Medal of Honor; 4.0 GPA
 - Post depth, able to space the floor
 - Coach Byrd: "Tyler does whatever is asked"
 - Majoring in Mathematics
 - Plays violin

2015-16 Stats		
PPG	RPG	APG
1.7	0.8	0.1
FG%	3FG%	FT%
.469	.222	.571

Career Highs
PTS - 13 at APSU
REBS - *4 at JSU
ASSTS - 2 at JSU
STLS - 1 vs. EIU
MINS - 19 at BYU



50 • SETH ADELSPERGER
rFR • C • 6-11 • 220 • PERU, IND.
PERU HS

- ADD-els-PURR-gurr**
- Redshirt in
 - Strong presence at the rim
 - 2x Indiana All-State Honorable Mention
 - Coach Byrd: "Seth is tough and athletic inside"
 - HS Class Valedictorian
 - Recruited by Bryce Drew at Valparaiso

2015-16 Stats		
PPG	RPG	APG
--	--	--
FG%	3FG%	FT%
--	--	--

Career Highs
PTS --
REBS --
ASSTS --
BLKS --
MINS --

NATIONAL TOP 25 POLL VOTES & TOP 100 RPI SIX STRAIGHT SEASONS OUTSIDE POWER 5



Evan Bradds



Ian Clark



Taylor Barnette

- 2x NCAA FG% Champion; Academic All-American
- #3 Most-Efficient Player in '16 - Ken Pomeroy
- 2016 OVC Player of the Year; 2016 AP All-American
- 2016 CoSIDA Academic All-American
- 2017 Lute Olson, Julius Erving Award Watch List

- Four-year NBA Veteran
- Second-year w/ Golden State Warriors
- 2013 AP All-American
- Belmont NCAA era career scoring leader (1,920)
- 340 career 3-pt field goals

- 2017 Preseason All-OVC
- OVC active leader in made 3-pt field goals (177)
- 2015 ESPN Capital Impact Performance of March
- 2015 OVC Tournament Most Valuable Player
- AllState Good Works Team nominee



BASKETBALL

BELMONT

GAME NOTES



GAME ONE • VANDERBILT • NOVEMBER 15, 2016

	N15 at [RV/-] Vanderbilt	8 p.m.	
	N19 WKU	7 p.m.	
	N21 vs. [--/rv] Florida	6 p.m.	
	N25 at [23/24] URI	6 p.m.	
	N29 LIPSCOMB	7 p.m.	
	D3 at Pepperdine	7 p.m.	
	D6 at Lipscomb	6:30 p.m.	
	D14 MTSU	7 p.m.	
	D17 at Green Bay	4:30 p.m.	
	D19 at Milwaukee	7 p.m.	
	D22 CLEV ST	7 p.m.	
	D31 at APSU	2:30 p.m.	
	J5 UT MARTIN	6 p.m.	
	J7 SEMO	7 p.m.	
	J12 at Morehead St	6 p.m.	
	J14 at EKU	6 p.m.	
	J19 JSU	7 p.m.	
	J21 TTU	11 a.m.	
	J25 at EIU	7 p.m.	
	J28 at TSU	7:30 p.m.	
	J30 SIUE	8 p.m.	
	F2 at Murray St	8 p.m.	
	F9 at JSU	6 p.m.	
	F11 at TTU	7:30 p.m.	
	F16 EKU	7 p.m.	
	F18 MOREHEAD ST	4 p.m.	
	F21 TREVECCA	7 p.m.	
	F25 TSU	5 p.m.	
	M1 OVC Tournament		
	M2 OVC Tournament		
	M3 OVC Tournament		
	M4 OVC Tournament		

QUICK FACTS

School: Belmont University
City: Nashville, Tenn.
Founded: 1890
Enrollment: 7771
Nickname: Bruins
Colors: Navy, Red and White
Home Court: Curb Event Center
Capacity: 5000
Affiliation: NCAA Division I
Conference: Ohio Valley
President: Dr. Robert C. Fisher
Alma Mater, Year: Henderson St., 1970
Athletics Director: Scott Corley
Alma Mater, Year: Belmont, 1990

PROGRAM HISTORY

First Year of Program: 1952
All-Time Record: 1068-809
NCAA ('96-present): 379-240
Last Conference Tournament Result:
L/96-97 ot
..... 2016 OVC Semifinal
vs. Austin Peay
Last Postseason Result: L/84-93
2015 Postseason NIT
at Georgia
Conference Regular Season Titles: . . . 8
2006, 2008, 2010, 2011, 2012, 2013, 2014, 2016
Conference Tournament Titles: . . . 7
2006, 2007, 2008, 2011, 2012, 2013, 2015
NCAA Tournament Appearances: . . 7
2006, 2007, 2008, 2011, 2012, 2013, 2015

COACHING STAFF

Head Coach: Rick Byrd
Alma Mater, Year: . . . Tennessee, 1976
Overall Record (Years): 731-379 (36th)
Record at Belmont (Years): 639-324 (31st)
Basketball Phone (615) 460-6420
Associate Head Coach:
Brian Ayers (Lipscomb, 1993)
Assistant Coaches:
James Strong (Vanderbilt, 2000)
Mark Price (Samford, 1998)
Director of Basketball Operations:
Tyler Holloway (Murray State, 2009)
Head Athletic Trainer: . . Paul Malloy

TEAM INFORMATION

2015-16 Overall Record: 20-12
Conference Record/Finish: . . . 12-4 (1st)
Starters Returning/Lost: 4/1
Letterwinners Returning/Lost: . . 11/2

MEDIA INFORMATION

Asst AD/Media Relations: . . Greg Sage
Office Phone: 615.460.6698
Cell Phone: 615.512.3633
Media Relations Fax: . . 615.460.5584
Press Row Phone: 615.460.8554
Email: greg.sage@belmont.edu
Address: . . . 1900 Belmont Boulevard
Nashville, TN 37212
Website: . . www.belmontbruins.com
Play-by-play Voice . . . Kevin Ingram
Flagship Station . . . WGFX-FM 104.5
Email: kevin@1045thezone.com

NCAA TOURNAMENT 2006, 2007, 2008, 2011, 2012, 2013, 2015

**QUICK HITTERS**

- This marks the fifth meeting between Belmont and Vanderbilt, and first since the 2010-11 season:
 - at Belmont (11/23/99) L, 55-72
 - at Vanderbilt (2/7/01) L, 67-81
 - at Belmont (11/21/03) L, 59-74
 - at Vanderbilt (12/4/10) L, 76-85
- Belmont's two victories over Southeastern Conference opposition rank among the top moments in program history. Belmont defeated No. 22 Missouri (12/30/03), 71-67, for the Bruins' first-ever victory over a nationally-ranked team, in just its seventh season of NCAA Division I. The Bruins defeated Alabama (11/19/07), 85-83, as Justin Hare buried a pullup jumper with 2.2 seconds remaining. Afterwards, former Alabama and current North Carolina State head coach Mark Gottfried said, "Belmont doesn't have shot takers, it has shot makers."
- Four of Belmont's last five games against Southeastern Conference opposition have been decided by nine points or fewer. The exception (12/21/13), Belmont led at halftime at Rupp Arena.
 - at [24/23] Tennessee (11/17/10) L, 76-85
 - at Vanderbilt (12/4/10) L, 76-85
 - at [19/18] Tennessee (12/23/10) L, 65-66
 - at [19/21] Kentucky (12/21/14) L, 80-93
 - at Georgia (3/16/16) L, 84-93
- Former Belmont All-American Ian Clark ('13) is inexorably linked to the Commodore program. Clark was teammates with former Vanderbilt center Festus Ezeli last season on the Golden State Warriors. In 2016-17, Clark is teammates with former Vanderbilt All-SEC center Damian Jones.
- Belmont associate head coach Brian Ayers served as an assistant coach at Vanderbilt from 1996-98 under Jan van Breda Kolff.
- Belmont assistant coach James Strong was a four-year letterwinner at guard for Vanderbilt from 1996-2000. Strong scored 827 career points and led the SEC in steals as a junior (77). Ayers coached Strong at Vandy during his freshman and sophomore seasons.
- 1965 Belmont graduate Ron Bargatze served as an assistant coach at Vanderbilt under Roy Skinner and Wayne Dobbs in the 1970's. Bargatze, affectionately known as Nashville's 'Mr. Basketball' has countless stories about the Bruin and Commodore programs.
- Belmont head coach Rick Byrd and former Vanderbilt and current Pittsburgh head coach Kevin Stallings have been close friends since Stallings' arrival in Nashville two decades ago.
- This marks the third time in the last two seasons that Belmont will

face a Bryce Drew-coached team. Belmont played a home-and-home series with Valparaiso last season, with each team winning hard-fought, four-point decisions on their respective home floors.

- Vanderbilt played the first-ever game at Belmont University's Curb Event Center (11/21/03). Matt Freije scored a game-high 24 points as Vanderbilt won, 74-59.
- Belmont forward Amanze Egekeze and Vanderbilt forward Joe Toye are natives of Chicago.
- *Voice of the Bruins* Kevin Ingram serves as lead broadcaster for Vanderbilt broadcasts on SEC Network and SEC Network+. Ingram also served 11 seasons as Vanderbilt football sideline reporter.
- Vanderbilt radio color analyst Tim Thompson's daughter, Lauren, is a senior on the Belmont women's basketball team.

NOTABLE

- Belmont returns 80 percent of its offensive production from 2015-16, including 251 of its 338 made 3-point field goals from a year ago.
- Belmont head coach Rick Byrd was the chairman of the NCAA Basketball Rules' Committee from 2013-15. Byrd and committee passed numerous rules changes in the offseason, most notably reducing the shot clock from 35 to 30 seconds.
- Having to move its game vs. Florida from Nov. 11 to Nov. 15, Belmont is believed to be the last team in NCAA Division I to open the season.
- Two of Belmont's biggest fans are multiple Grammy Award winning artists Vince Gill and Amy Grant. Gill, and Belmont head coach Rick Byrd, are close friends, and Gill and Grant regularly attend Belmont games.
- Being a stone's throw from famed Music Row in Nashville, Belmont has a proud and distinguished history in musical performance. Some notable alumni include: Brad Paisley, Trisha Yearwood, Stephen Curtis Chapman, Lee Ann Womack, Melinda Doolittle and former baseball pitcher Brian Kelley of Florida Georgia Line.
- ABC News correspondent and Miss USA 2007 Rachel Smith graduated magna cum laude from Belmont with a degree in journalism. As an undergraduate, she covered the Bruins in her capacity as managing editor of the university student newspaper, the Belmont Vision.



GAME ONE • VANDERBILT • NOVEMBER 15, 2016

TV/PRINT/ONLINE GRAPHICS• **NCAA Division I Active Head Coaches, Career Victories** (thru 11/10/16)

Mike Krzyzewski, Duke	1,043
Jim Boeheim, Syracuse	989
Bob Huggins, West Virginia	791
Roy Williams, North Carolina	783
Rick Pitino, Louisville	745
Rick Byrd, Belmont	731

• **NCAA Division I Active Head Coaches, Career Victories** (thru 11/10/16)

Non-Power 5

Rick Byrd, Belmont	731
Cliff Ellis, Coastal Carolina	713
Jerry Slocum, Youngstown State	710
Larry Hunter, Western Carolina	680
Greg Kampe, Oakland	547

• **NCAA Division I All-Time Head Coaches, Career Victories (Notable)**

23. Rick Byrd, Belmont	731
28. Denny Crum	675
29. Gary Williams	668
30. John Wooden	664

• **NCAA Tournament Automatic Bids, Seven of the last 11 Years**

Belmont
Gonzaga
Kansas

• **NCAA Tournament Appearances (non-football), Seven of the last 11 Years**

Belmont
Gonzaga
Marquette
VCU
Xavier

• **Conference Championships Since 2006 (regular season & tournament)**

Kansas	18
Gonzaga	18
Belmont	15
Davidson	12
Memphis	11

• **Conference Victories Since 2003 (includes tournament)** (thru 11/10/16)

Belmont	220
Kansas	220
Davidson	217
Memphis	203
Murray State	202

• **Five Consecutive Regular Season Conference Championships (since 1996-97)**

Belmont (Atlantic Sun/OVC)	2010-14
Butler (Horizon)	2007-11
Cincinnati (Conference USA)	1997-2002
Duke (ACC)	1997-2001
Gonzaga (WCC)	2001-11
Harvard (Ivy)	2011-present
Kansas (Big XII)	2005-present
Nevada (WAC)	2004-08
Xavier (Atlantic 10)	2007-11

• **Made Three-Point Field Goals (since 1996-97, entering 2016-17)**

Duke	5,718
Belmont	5,678
Florida	5,330
Troy	5,239
Davidson	5,225
Creighton	5,112

• **Road/Neutral Victories Since 2006 (entering 2016-17)**

Kansas	156
North Carolina	154
Gonzaga	153
Duke	152
VCU	134
Belmont	132
Butler	132
Michigan State	130
Kentucky	129
Florida	128

• **Home Court Winning Percentage** (since 2/5/10)

Kentucky	105-4 (.963)
Kansas	98-4 (.961)
Belmont	78-5 (.940)*

*three losses came without Bradshaw (injury)

• **Belmont Scoring Offense (NCAA ranking)**

2016 (12th)
2015 (30th)
2014 (18th)
2013 (15th)
2012 (4th)
2011 (11th)

• **Belmont Effective Field Goal Percentage (Ken Pomeroy)**

2016 (2nd)
2015 (5th)
2014 (2nd)
2013 (2nd)
2012 (5th)
2011 (11th)

• **NCAA Division I Three-Point Field Goals Per Game, 2015-16**

North Florida	12.1
Akron	11.7
The Citadel	11.3
Belmont	10.6

• **NCAA Division I Field Goal Percentage Leaders, 2015-16**

Evan Bradds, Belmont	71.4
Venky Jois, Eastern Washington	67.9
Derrick Griffin, Texas Southern	66.2
Rokas Gustys, Hofstra	66.0
Adrian Diaz, FIU	66.0

• **Capital One/CoSIDA Academic All-America Selections Since 2001**

Belmont	14
Butler	10
Iowa	8
Duke	7

• **NCAA Academic Progress Rate (APR) Honor Roll Every Year**

Belmont
Davidson
Holy Cross

• **NCAA Seniors, Post Players Career Scoring (entering 2016-17)**

Alex Peters, Valparaiso	1,682
Tim Williams, New Mexico	1,557
Tim Kempton, Lehigh	1,390
Evan Bradds, Belmont	1,340



BONUS QUICK HITTERS

- Belmont 2016 graduate Craig Bradshaw and senior Evan Bradds were named CoSIDA Academic All-America in 2015-16. They became the 13th and 14th Belmont men's basketball players so honored since 2001 - an NCAA best. 2014 OVC Player of the Year J.J. Mann was also an Academic All-American.
- Bradshaw was named one of 30 candidates for the Senior CLASS Award in 2015-16. He became the sixth Belmont men's basketball player so honored. An acronym for Celebrating Loyalty and Achievement for Staying in School®, the Senior CLASS Award focuses on the total student-athlete and encourages students to use their athletic platforms to make a positive impact as leaders in their communities.
- Belmont head coach Rick Byrd is one of six active NCAA Division I head coaches with 700 or more career victories. With 731 career wins, Byrd is approaching the following coaches on the all-

time wins' list:

- John Chaney, 741
- Phog Allen, 746
- Henry Iba, 755

- Belmont will play 13 regular season games against postseason teams from a year ago.
- Belmont has only three Tennessee natives on its roster this season, fewest since 2009-10.
- Belmont has three left-handed players: Taylor Barnette, Dylan Windler and Mack Mercer.
- Belmont has earned victories over North Carolina, Stanford, Marquette, Cincinnati, Alabama, and Missouri in recent years.
- 19 or more victories each of the last 11 Years (including 2015-16)
Akron, **Belmont**, BYU, Duke, Gonzaga, Kansas, Louisville, Michigan State, North Carolina, Ohio State, San Diego State, VCU, Wisconsin

MEDIA INFORMATION

Bruin Sports Network
Every Belmont men's basketball game is available nationwide on the Bruin Sports Network via belmontbruins.com and the Bruins Mobile app. In 2015-16, up to 11 regular season games will be available in middle Tennessee, southern Kentucky and northern Alabama via flagship WGFX-FM 104.5 *The Zone*. Game broadcasts include live play-by-play, exclusive interviews, and Coach Byrd's official postgame show.
Kevin Ingram, *Voice of the Bruins*
Greg Sage, color
Scott Speedy, color

Practice Coverage
Belmont practice is open to the media, unless otherwise stipulated by the coaching staff. Interviews with Belmont players and coaches can be arranged by contacting the media relations' office. **Please do not contact players personally.** Photographers and videographers are not permitted to shoot practices without media relations' clearance.

Postgame Interview Policy
For all home and away games, Belmont players and coaches will be available for post-game interviews with credentialed media members approximately 10 minutes after conclusion of the game. Head coach Rick Byrd will do a brief postgame interview for the Bruin Sports Network following each game. **The Belmont locker room is closed at all times.**

BelmontBruins.com
The premier source for all things Belmont men's basketball is belmontbruins.com. The men's basketball team page provides updated statistics, player profiles, game notes, links to in-game stats, audio and video.

Belmont Basketball Media Guide
For comprehensive information on Belmont men's basketball, be sure to view the digital media guide at belmontbruins.com. Simply visit the men's basketball team page, and select 'Digital Media Guide'

- Belmont Basketball in the Pros**
- Ian Clark** (NBA) Golden State Warriors
 - Kerron Johnson** (Poland)
MKS Dabrowa Gornicza
 - Alex Renfroe** (Germany)
FC Bayern Munich
 - J.J. Mann** (Belgium)
Belfius Mons-Hainaut
 - Craig Bradshaw** (Germany)
Crailsheim Merlins
 - Drew Windler** (Spain)
Oviedo

PRETTY EXCLUSIVE COMPANY

Jack Styczynski of the *Basketball Times* recently published a report on the top NCAA Division I men's basketball programs over the last decade. His panel of 10 USBWA writers evaluated programs according to a number of criteria. **Belmont ranked as the No. 11 program in America from 2003-12.** Then in 2014, *Bleacher Report/Turner Sports* ranked **Belmont as one of the top seven mid-major programs of the last two decades.** Notably, Belmont was No. 1 in the category of 'Federal Graduation Rate' and No. 4 in the category of 'Program Cleanliness.' The top 10 programs, in order, were Duke, North Carolina, Gonzaga, Davidson, Wisconsin, Butler, Michigan State, Kansas, BYU, and Creighton. Belmont head Rick Byrd was ranked as the No. 13 head coach. In addition, **only Belmont, Gonzaga, and Kansas have earned seven automatic bids to the NCAA Tournament in the last 11 years.** And only Belmont, Gonzaga, Marquette, VCU, and Xavier among NCAA Division I-AAA (non-football) institutions have reached the NCAA Tournament seven of the last 11 years.

THANKS FOR EVERYTHING

Belmont's graduating seniors in 2016 - Craig Bradshaw and Jeff Laidig - accomplished a great deal in their careers, elevating the Bruin program to a new level of prominence. The duo combined for an astonishing four years: 94 victories, five conference championships (three regular season, two tournament), two NCAA Tournament appearances and two Postseason NIT appearances. Bradshaw was named All-OVC three times and Academic All-America, while Laidig represented Belmont at the 2016 Final Four as part of the Allstate NABC Good Works Team.

SUSTAINED EXCELLENCE

In Belmont Basketball, Coach Byrd has built a program with staying power. Some of the accomplishments of the Bruin program are staggering, almost hard-to-believe, when you consider that Belmont has only been NCAA Division I since 1996-97. In addition to the Page 1 'Program Profile' bullet points, consider:

- Belmont enters the 2016-17 season as one of only three NCAA Division I men's basketball programs to earn an automatic bid to the NCAA Tournament seven of the last 11 years (Gonzaga, Kansas).
- Belmont enters the 2016-17 season as one of only seven non-Power 5 programs to earn National Top 25 poll votes and post a Top 100 RPI each of the last six seasons (BYU, Gonzaga, St. Mary's (CA), San Diego State, VCU, Wichita State).
- Belmont enters the 2016-17 season as one of only 13 programs to win 19 or more games each of the last 10 seasons (Akron, BYU, Duke, Gonzaga, Kansas, Louisville, Michigan State, North Carolina, Ohio State,



GAME ONE • VANDERBILT • NOVEMBER 15, 2016

INSIDE THE MATCHUP

BEL		VU
82.4	Scoring Offense	71.0
78.4	Scoring Defense	95.0
+4.0	Scoring Margin	-24.0
.495	Field Goal Percentage	.424
.442	FG Percentage Defense	.527
.363	3FG Percentage	.333
.352	3FG Percentage Defense	.419
.725	Free Throw Percentage	.654
34.5	Rebound Average	37.0
35.5	Opponent Rebound Avg.	39.0
-1.0	Rebound Margin	-2.0
14.1	Turnovers per game	19.0
12.2	Opponent TO per game	12.0
-1.9	Turnover Margin	-7.0
17.0	Assists per game	13.0
4.5	Steals per game	4.0

BRUINS IN THE RANKINGS

EVAN BRADDS WATCH

NCAA FIELD GOAL PERCENTAGE, ALL-TIME
 EVAN BRADDS, BELMONT (2013-PRESENT)
 507 OF 735 (.690)
 STEVE JOHNSON, OREGON STATE (1977-81)
 828 OF 1222 (.678)

2015-16

NCAA

THREE-POINT FIELD GOALS PER GAME - 4TH
 FIELD GOAL PERCENTAGE - 6TH
 TOTAL 3PT FGA - 7TH
 ASSISTS PER GAME - 10TH
 TOTAL 3PT FGM - 10TH
 SCORING OFFENSE - 12TH

EVAN BRADDS - FG% (1ST)
 AUSTIN LUKE - ASSISTS PER GAME (15TH)

2015-16 SEASON ACKNOWLEDGMENTS

EVAN BRADDS

- Capital One/CoSIDA Academic All-America
- Capital One/CoSIDA Academic All-District
- NACDA Scholar-Athlete Team
- AP All-American Honorable Mention
- Lou Henson All-America Team
- USBWA All-District
- NABC All-District
- OVC Player of the Year
- First Team All-OVC
- OVC All-Tournament Team
- SI.com National Player of the Week
- 2x OVC Player of the Week
- 3x ESPN SCTop10 nominee

CRAIG BRADSHAW

- Capital One/CoSIDA Academic All-America
- Capital One/CoSIDA Academic All-District
- NACDA Scholar-Athlete Team
- NABC All-District
- First Team All-OVC
- Preseason OVC Player of the Year

JEFF LAIDIG

- Allstate NABC Good Works Team

NUMERICAL ROSTER

No.	Name	Pos.	Ht.	Wt.	Cl.	Hometown/Last School
1	Austin Luke**	G	6-3	200	rJR	Rowlett, Texas/Rowlett HS
2	Nick Smith***	F	6-8	220	SR	Bentonville, Ark./Bentonville HS
3	Dylan Windler*	G/F	6-7	190	SO	Indianapolis, Ind./Perry Meridian HS
11	Kevin McClain*	G	6-2	180	SO	Jennings, Fla./Hamilton County HS
14	Nick Hopkins	G	5-11	155	FR	Fayetteville, Tenn./Fayetteville HS
20	Taylor Barnette**	G	6-3	185	SR	Lexington, Ky./Virginia
21	Burton Sampson**	G	6-4	195	rJR	Knoxville, Tenn./The Webb School
24	Michael Benkert	G	6-4	195	rFR	Greenwood, Ind./Center Grove HS
25	Mack Mercer**	F	6-9	225	JR	Plymouth, Ind./Plymouth HS
31	Josh Lester**	F	6-6	225	rJR	Antioch, Tenn./Brentwood Academy
32	Amanze Egekeze**	F	6-8	220	JR	Lake in the Hills, Ill./Huntley HS
35	Evan Bradds***	F	6-7	205	SR	Jamestown, Ohio/Greeneview HS
41	Tyler Hadden**	C	6-10	240	rJR	Cincinnati, Ohio/St. Xavier HS
50	Seth Adelsperger	C	6-11	220	rFR	Peru, Ind./Peru HS

Head Coach: Rick Byrd (Tennessee, '76)

Associate Head Coach: Brian Ayers (Lipscomb, '93)

Assistant Coaches: James Strong (Vanderbilt, '00)
Mark Price (Samford, '98)

Director of Basketball Operations: Tyler Holloway (Murray St., '09)

* - Letters Earned at Belmont

PRONUNCIATION GUIDE

Seth Adelsperger (ADD-els-PURR-gurr)
 Michael Benkert (BENK-urt)
 Amanze Egekeze (uh-MAHN-zay egg-uh-KAY-zay)
 Tyler Hadden (HAD-in)

San Diego State, VCU, Wisconsin).

- Belmont enters the 2016-17 season having won 15 conference championships (eight regular season, seven tournament) since 2006; third-most nationally over that span (Kansas, Gonzaga).
- From 2003-14, Belmont and Kansas were the only two programs in America that won 12 or more conference games for 12 straight seasons.
- Since 1997, starting with Belmont, 47 schools have started Division I programs. Only 12 have reached the NCAA Tournament. Just four - Belmont (seven), Albany (five), Oakland (three), and Portland State (two) - have made multiple trips.

GOLDEN STATE OF MIND

Former Belmont men's basketball All-American Ian Clark ('13) earned a regular season roster spot on the NBA Champion Golden State Warriors for a second straight season and embarks on year four in the association. This becomes the latest, and arguably greatest, triumph for Clark in his basketball career. In a league laden with household names from high-profile, high revenue college programs, Clark continues to defy the odds; letting his pure outside shooting stroke, all-court game, and professional approach speak for itself. The Memphis, Tennessee native led Belmont to three consecutive NCAA Tournament appearances and four consecutive regular season conference championships, standing as Belmont's NCAA Division I era career leader in points (1,920) and made three-point field goals (340). After strong performances in the Portsmouth Invitational and Orlando NBA Summer League for the Miami Heat, Clark latched on with the Golden State Warriors for 2013 Vegas NBA Summer League. Clark would score a then-record 33 points in the championship game, leading Golden State past Phoenix en route to Championship Game Most Valuable Player honors. Though Clark would ultimately agree to a two-year deal with the Utah Jazz, his impression upon the Golden State organization was undeniable. After closing last season with the Denver Nuggets - and shining with the team from the Mile High City in summer league - Clark and Golden State got together. But emblematic of his career journey, nothing would be handed to Clark; he would have to earn a regular season roster spot. And that meant beating out a collection of accomplished perimeter players from major conference programs, including former NCAA champion and No. 3 overall pick Ben Gordon. Moreover, his attention to detail and positive outlook impressed Warrior teammates, most notably reigning NBA Most Valuable Player Stephen Curry. Clark scored a career-high 22 points at Dallas Nov. 1, and was part of the Warriors' record-setting 73-9 team last season.

CURBSIDE VIEW

In 13 short seasons, the Curb Event Center has gained a national reputation as being one of the finest new facilities in college basketball. Since the inaugural 2003-04 season, Belmont is 146-24 (.859) at the Curb Event Center. Moreover, the Bruins are 106-13 (.891) in league games at the Curb Event Center. Belmont had its NCAA-best 35 game conference home court win streak snapped Feb. 6, 2016 vs. Eastern Kentucky. Belmont posted an NCAA-best home court winning percentage (.962, 51-2) from 2011-14. The Bruins had their NCAA-best 23 game home court win streak snapped Dec. 1, 2013 against No. 24 VCU. Since Feb. 5, 2010, only Kentucky and Kansas have better home court winning percentages than Belmont.



ROAMING THE SIDELINES

Rick Byrd is in his 31st season at Belmont University. He has compiled a 639-324 record during his tenure in Nashville and holds a career mark of 731-379 in this his 36th year. Byrd claimed his 700th career victory Jan. 17, 2015 at Austin Peay. Named OVC Coach of the Year Mar. 4, Byrd has led his program to six NCAA Tournament appearances since 2006. Most recently, Byrd was inducted into the Greater Knoxville Sports Hall of Fame and Tennessee Sports Hall of Fame. He also received the 2012 NCAA Bob Frederick Sportsmanship Award for lifelong commitment to ethical conduct and fair play. Following the historic 30-5 2011 campaign, Byrd earned a number of postseason honors, including being named Hugh Durham National Coach of the Year, NABC District 3 Coach of the Year, TSWA Men's College Basketball Coach of the Year, and Atlantic Sun Conference Coach of the Year. He was also a finalist for the 2013 Jim Phelan National Coach of the Year Award, Hugh Durham National Coach of the Year Award, and the Skip Prosser Man of the Year Award. The Knoxville, Tenn. native led Belmont to NAIA Final Four appearances and was named NAIA National Coach-of-the-Year in 1995 after posting a school-best 37-2 record. Byrd is the winningest active coach in the Ohio Valley Conference and the state of Tennessee. He ranks seventh on the career wins list among active Division-I head coaches. Coach Byrd was honored as the '12th Titan' prior to the Dec. 11, 2011 NFL game between the Titans and Saints at LP Field. He also served as chairman of the NCAA Men's Basketball Rules Committee from 2013-15.

ON THE ROAD AGAIN

Like many non-BCS conference men's basketball programs, Belmont will spend a fair amount of November and December away from home. Last season, Belmont played 10 of 14 non-conference games away from home, and the Bruins did not play a single home game from Dec. 1 to Jan. 2 in 2014. Success away from home is a great source of pride for the Belmont program. In fact entering the season, Belmont's 132 road/neutral victories since the start of the 2005-06 season are good for the sixth-most in the NCAA over that span. Belmont had 10 road/neutral victories last year. In 2010-11, Belmont tied with Long Island and San Diego State for the NCAA lead in "true" road victories with 13. Belmont is 20-3 in its last 23 neutral court games against non-BCS competition dating back to the 2009-10 season.

LET IT FLY

Belmont has made a national name for itself in recent years by way of its prolific three-point shooting. The Bruins have ranked among the NCAA's top 25 in three-point field goals per game every year but one since becoming a Division-I member in 1996-97. Belmont ranked fourth in the nation in three-point field goals per game (10.6) last season. Led by Craig Bradshaw and Taylor Barnette, the Bruins made 338 three-point field goals a year ago. In 2013, Ian Clark ranked third nationally in three-point field goal percentage (.459) en route to the national three-point championships at the Final Four in Atlanta. The Bruin single-game record is 19 made three-point field goals (at Valparaiso, 1/10/00 and at Troy, 12/2/04). And since Belmont made the move from NAIA to NCAA Division I in 1996-97, the Bruins rank second nationally in made three-point field goals over that span (5,678 entering 2016-17 season). Only Duke (5,718) has made more. Belmont made 17 three-pointers at SEMO (12/31/15) and 39 in its three-game run in the OVC Tournament. Seven Bruins made double figure three-pointers last season.

THANKS FOR THINKING OF US, NATIONAL POLL VOTERS

Belmont has received national poll votes each of the last six seasons, including two votes in the 2015 Preseason USA Today Coaches' Poll. Belmont received four Top 25 coaches' poll votes for the week of Nov. 16. The Bruins received a program-record 31 votes in the Associated Press poll and four votes in the USA Today Coaches' Poll released Nov. 25, 2013. Belmont has received national poll Top 25 votes a total of 23 weeks over the last five seasons. In 2011-12, the Bruins received national poll votes for nine consecutive weeks from Jan. 17 to Mar. 14. Belmont joined Brigham Young, San Diego State, Temple, UNLV, Utah State and Xavier as one of only seven non-BCS conference programs to receive AP Top 25 poll votes each of the last eight weeks of the 2010-11 regular season.

LEND A HELPING HAND

Belmont's offensive philosophy is predicated on sharp, timely passing and unselfish play. The Bruins have always been among the national leaders in assists per game. Belmont was 10th in the NCAA in assists per game last season (17.0). In fact, Belmont has ranked in the Top 25 in the nation in assists per game 10 of the last 12 seasons. Belmont recorded a Curb Event Center record 30 assists vs. Kennesaw State (12/1/11). Four Bruins finished last season with 65+ assists (Luke, Bradshaw, Bradds, Barnette).

GETTING SOME MID-MAJOR CRED

The Belmont program has built a reputation for hard-nosed play and winning, and that is reflected in online publications. The Bruins are ranked No. 13 in the *CollegeInsider.com* Mid-Major Top 25 Poll. Belmont has been ranked in the *CollegeInsider.com* Mid-Major Top 25 Poll 11 straight seasons. Belmont was also ranked in every Mid-Major Poll in 2011-12, finishing the season No. 15. Belmont's highest ranking in the poll was No. 2 on Mar. 7, 2011, when the Bruins also received two first-place votes, and Feb. 4, 2013. Belmont is also a regular in mid-major rankings on ESPN.com, CBSsports.com, Bleacher Report, and Mid Major Madness (which includes conferences outside the Power 5, Big East, MW, AAC).

IN THE NICK OF TIME

Junior Nick Smith is another Bruin frontcourt player who will be called upon regularly this season. Smith appeared in 35 games as a freshman, with five double figure scoring games. He scored four points at Lipscomb (11/8/13) in his collegiate debut, scored a season-high 11 points vs. Brescia (11/26/13), which he matched at SIUE (2/26/14) and vs. Morehead State (3/7/14). The Bentonville, Ark. native averaged 22 points and 13 rebounds per game as a senior leading Bentonville to the Arkansas State High School semifinals. The 6-8 forward represented the United State in the 2012 Albert Schweitzer Tournament in Germany. Smith set new high school standards for points in a game (44), season (626) and career (1550). Smith would classify as Coach Byrd's traditional 'stretch-4,' but is capable of playing the small forward or '5' position as well. In 33 games and six starts last season, Smith had 11 double figure scoring games, including a career-high 17 points vs. Trevecca (11/19/14) and 16 points vs. Murray State in the OVC Championship game (3/7/15). Smith made the game-winning shot at Western Kentucky (11/22/14). Smith scored 14 points at Marquette (11/13/15) and hit a clutch three at SIU Edwardsville (1/6/16).

CAREER GAMES PLAYED/STARTED

	GP	GS
Seth Adelsperger	--	--
Taylor Barnette	90	66
Michael Benkert	--	--
Evan Bradds	100	70
Amanze Egekeze	64	55
Tyler Hadden	51	4
Nick Hopkins	--	--
Josh Lester	28	--
Austin Luke	62	30
Kevin McClain	32	--
Mack Mercer	51	--
Burton Sampson	32	--
Nick Smith	96	6
Dylan Windler	32	1

GAMES STARTED STREAK

current high

	--	--
Seth Adelsperger	--	--
Taylor Barnette	55	55
Michael Benkert	--	--
Evan Bradds	65	65
Amanze Egekeze	25	28
Tyler Hadden	--	3
Nick Hopkins	--	--
Josh Lester	--	--
Austin Luke	--	28
Kevin McClain	--	--
Mack Mercer	--	--
Burton Sampson	--	--
Nick Smith	--	6
Dylan Windler	1	1

MID MAJOR TOP 25 POLL NOVEMBER 15, 2016

LOG ONTO COLLEGEINSIDER.COM

**BELMONT BENCHMARKS
DOUBLE-DIGIT SCORING GAMES**

	'15-'16	Career
Evan Bradds	27	70
Taylor Barnette	19	35
Nick Smith	10	26
Amanze Egekeze	13	18
Mack Mercer	7	9
Austin Luke	7	7
Kevin McClain	5	5
Tyler Hadden	1	2
Dylan Windler	2	2

20+ POINT SCORING GAMES

Evan Bradds	12	20
Taylor Barnette	2	5
Amanze Egekeze	1	1
Austin Luke	1	1
Mack Mercer	1	1

30+ POINT SCORING GAMES

Evan Bradds	4	4
-------------	---	---

10+ REBOUND GAMES

Evan Bradds	16	24
Dylan Windler	2	2
Mack Mercer	1	1

8+ ASSIST GAMES

Austin Luke	11	11
-------------	----	----

DOUBLE-DOUBLES

Evan Bradds	14	21
Austin Luke	1	1
Mack Mercer	1	1
Dylan Windler	1	1

5+ THREE-POINT FIELD GOAL GAMES

Taylor Barnette	3	8
Nick Smith	--	3
Amanze Egekeze	1	1
Austin Luke	1	1

3+ STEAL GAMES

Amanze Egekeze	1	4
Taylor Barnette	--	2
Dylan Windler	2	2
Evan Bradds	--	1
Austin Luke	1	1

3+ BLOCK GAMES

Amanze Egekeze	--	1
Dylan Windler	1	1

CAREER POINTS

Evan Bradds	1340
Taylor Barnette	745
Nick Smith	513
Amanze Egekeze	456
Mack Mercer	265
Austin Luke	221
Kevin McClain	174
Dylan Windler	139
Tyler Hadden	105
Burton Sampson	44
Josh Lester	18
Seth Adelsperger	--
Michael Benkert	--
Nick Hopkins	--

BELMONT 100 POINT GAMES (NCAA ERA)

- 1/25/97 - at Knoxville College (W, 102-89)
- 2/11/99 - vs. Rust (W, 106-75)
- 1/20/01 - vs. TAMUCC (W, 117-116 ot)
- 1/9/03 - at Gardner-Webb (W, 103-86)
- 1/31/05 - at Florida Atlantic (W, 103-100 ot)
- 1/2/06 - vs. Campbell (W, 102-91)
- 2/18/06 - at Campbell (W, 103-99 ot)
- 12/4/07 - vs. Fisk (W, 106-49)
- 1/23/10 - vs. ETSU (W, 100-89)
- 11/22/10 - vs. Marist (W, 102-74)
- 2/13/12 - at Stetson (W, 106-93)
- 12/4/12 - vs. Lipscomb (W, 100-66)
- 1/10/13 - vs. SEMO (W, 107-72)
- 11/26/13 - vs. Brescia (W, 102-68)
- 1/9/14 - at SEMO (W, 107-94)
- 1/29/15 - vs. Jacksonville State (W, 103-82)
- 12/1/15 - vs. Lipscomb (W, 105-89)
- 1/24/16 - vs. Tennessee State (W, 103-95)

BRADDS TO THE BONE

Much like Craig Bradshaw before him, senior swingman Evan Bradds has become a rock of consistency. A four-time OVC Freshman of the Week honoree in 2013-14, Bradds can provide production from all angles on the court. The Jamestown, Ohio native had 27 double figure scoring games and six double-doubles last season. Most notably, Bradds led the nation in field goal percentage (.688) in 2014-15 and set a new conference standard by shooting nearly 76 percent from the field in league games. An interior threat throughout his career, Bradds joined Bradshaw on the 2015 NABC All-District and OVC All-Tournament teams. A original verbal commitment to Ohio University prior to John Groce's departure for Illinois, Bradds won 74 games over a four-year prep career at Greeneview High School. Bradds averaged 23.4 points and 11.0 rebounds per game as a senior en route to Ohio First Team All-State honors. Bradds' grandfather Gary was an All-American at Ohio State and had his No. 35 retired by the Buckeyes. Mr. Bradds was selected No. 3 overall by the Baltimore Bullets in the 1964 NBA Draft. Last year, Bradds scored a career-high 24 points at Western Kentucky (11/22/14) and at Jacksonville State (2/11/15), 22 points at Austin Peay (1/17/15) and double-doubles of 22 & 10 vs. UT Martin (1/22/15), 19 & 11 vs. SIUE (1/7/15) and 19 & 18 vs. JSU (1/19/15). He also scored a game-winning three-point play vs. Morehead State (2/14/15). Bradds was named All-OVC Second Team Mar. 3. Bradds had 21 points and 11 rebounds vs. Murray State in the OVC Championship game (3/7/15) en route to All-Tournament Team honors. Bradds equalled his career-high with 24 points at Marquette (11/13/15) to earn OVC POTW honors. He had 28 points, 14 rebounds and four assists on a Belmont NCAA era record 13-for-13 from the field at Evansville (11/21/15), then 30 points vs. South Alabama (11/23/15). He made 22 straight shots over a three-game stretch, four shy of the NCAA Division I record. Bradds went over 1,000 career points in his 82nd career game, going for 26 points and 10 rebounds in victory over Valparaiso (12/28/15). Bradds scored a career-high 36 points vs. Tennessee State (1/24/16) and 30 at Jacksonville State (1/28/16). He was named 2016 OVC Player of the Year March 1. Bradds went 15-for-16 FG vs. Austin Peay (3/4/16). After is junior season, Bradds was named AP Honorable Mention All-America and Mid-Major All-America. Bradds has been named to the Lute Olson and Julius Erving Award Watch Lists.

TAYLOR MADE FOR BELMONT

One of the most eagerly anticipated Bruin debuts in 2015 was Taylor Barnette. And boy was it worth the wait. Barnette sank the go-ahead three-pointer with under four minutes vs. Eastern Kentucky in the OVC Semifinal round (3/6/15) and hit the game-winning three-pointer with 3.2 seconds remaining vs. Murray State in the OVC Championship game (3/7/15). Barnette was named OVC Tournament MVP and ESPN Capital One Impact Performer for the month of March. The Lexington, Ky. native considered coming to Belmont out of high school, but Coach Byrd had only one backcourt scholarship at the time. The scholarship was offered to Barnette and Craig Bradshaw, with Bradshaw committing first. As fate would have it, the pair is now brought together. Barnette proceeded to verbal at UCF (decommitting after UCF sanctions) and signed with the University of Virginia. Barnette saw action in 26 games and started two games for the Cavaliers as a freshman, averaging 2.6 points, 0.7 rebounds and 0.7 assists per game. He ranked second on the team in 3-point shooting accuracy at 43.2 percent. Barnette sat out last season in accordance with NCAA transfer rules. The 6-3 combo guard was a four-year starter at Lexington Christian Academy, sinking a school-record 226 three-point field goals during his career and had a school-record 40 points in a game. He was voted the No. 2 player in the region prior to his senior season. Barnette ranked second in the OVC in made three-point field goals (84) last season and had a career-high 27 points vs. Trevecca (11/19/14). Barnette faced his former coach, Tony Bennett, and his former team, Virginia, in the 2015 NCAA Tournament. He scored 22 points vs. Lipscomb (12/1/15). Barnette averaged 10.6 points per game as a junior.

THE BOOK OF LUKE

Redshirt junior point guard Austin Luke is once again expected to earn the starting point guard role for the Bruins this season. After providing quality depth at the point guard position for Reece Chamberlain in 2014-15, the Rowlett, Texas native proved ready to run the show. Coach Byrd praised Luke's play during Belmont's foreign tour of England and Ireland in August 2015. The latest in a long line of Bruin floor generals, with hard-nosed play and an unselfish mentality, Luke played in 30 games as a freshman. Luke was a three-time Texas 5A All-District 11 honoree. Luke saw great progress working with assistant coach James Strong and other redshirts last season. He had six points vs. JSU (1/29/15) and made a clutch driving basket in Belmont's victory over Southeast Missouri (1/1/15). Luke had two assists in eight minutes in the NCAA Tournament vs. Virginia (3/19/15). In his first career start, Luke had nine assists and only one turnover, and provided the go-ahead free throws with 28 seconds left at Marquette (11/13/15). Luke had nine points and a then career-high 11 assists vs. Western Kentucky (11/18/15). He tallied his first career double-double with a career-high 20 points and 11 assists vs. Tennessee State (1/24/16). Luke led the OVC and ranked 15th nationally in assists per game last season (6.3).

THE MAD HADDEN

Redshirt junior center Tyler Hadden gives Belmont much needed depth and interior presence. The Cincinnati, Ohio native possesses high skill level and shooting touch, that fits the Bruin profile for versatile bigs. Hadden used last season to develop his game and get comfortable in the Belmont system, working in particular with Belmont post coach Brian Ayers. He scored a career-high 13 points at Austin Peay (1/17/15) and nine points at Fairfield (12/20/14). Hadden scored a big basket late at EKU (2/18/16).

**THE A-TO-Z ON ZAY**

Junior forward Amanze Egekeze (uh-MAHN-zay egg-uh-KAY-zay) filled a huge frontcourt need for the Bruins in his first two seasons and should emerge as a greater offensive cog this season. A four-year letter-winner at Huntley High School for head coach Marty Manning, Egekeze emerged as one of the top prep players in northwest Chicago. He was named Northwest Herald and Elgin Courier-News Player of the Year. Egekeze helped Huntley HS to four consecutive conference championships and the most victories in school history (89-26 in four seasons). Egekeze averaged 18.7 points and 8.8 rebounds per game as a senior, finishing with 1,115 career points. He played AAU basketball for Illinois Wolves coached by Mike Mullins. Exhibiting poise and maturity beyond his years, Egekeze was Belmont's top post defender and shot blocker in 2014-15. He had a season-high 16 points vs. JSU (1/29/15) and tallied eight points and four rebound in the NCAA Tournament vs. Virginia (3/19/15). Egekeze was named Legends Classic All-Tournament Team. He had 13 double figure games in '16; a career-high 20 points at UT Martin (1/21/16).

BIG MACK

Junior forward Mack Mercer has battled injuries, but is expected to be a major contributor this season. A heralded prep player, Mercer was ranked among the top players in the state of Indiana and was named to prestigious Indiana Senior All-Star team, one of only 13 players in the entire state so honored. The 6-9 forward averaged 17.5 points, 9.5 rebounds, and 3.8 blocked shots per game as a senior for Plymouth HS and averaged 19.0 points and 8.7 rebounds per game as a junior. He played AAU basketball for Eric Gordon All-Stars coached by Brian Keeton. Mercer scored his first career points vs. Trevecca (11/19/14). After taking some time to get used to Coach Byrd's system, Mercer made his presence felt during conference play last season. Consistently scoring through contact, drawing fouls, and making free throws confidently, Indiana native was one of Belmont's best players in February. Mercer scored 13 points on only three field goal attempts vs. Murray State (1/14/16). Mercer missed nine games last season.

SUPER SOPHOMORES

After strong freshman campaigns, Dylan Windler and Kevin McClain are expected to take even greater steps forward in 2016-17. Coach Byrd as penciled in Windler as Craig Bradshaw's successor on the wing, and Windler's all-court game and poise will be ready for the challenge. Windler ranked among OVC leaders in blocked shots last season and became the third freshman of Belmont's NCAA Division I era to start a postseason game, starting at Georgia (3/16/16) in the Postseason NIT. As for McClain, the Jennings, Florida native possesses tremendous burst offensively, creating openings for himself and teammates, while also being a suffocating on-ball defender. In his college debut at Marquette, McClain converted two, 4-point plays as part of the Bruins' win. McClain emerged as a 15-20 minute per game player during league action.

A NEWCOMER OF EVERY SIZE

Belmont has three newcomers, with over a foot span in height. 6-11 Seth Adelsperger, an agile center from Peru, Indiana, who averaged 15.2 points, 9.0 rebounds and 5.0 blocked shots per game as a senior, ranking Top 5 in state of Indiana in blocked shots. Adelsperger redshirted last season to gain experience in Coach Byrd's system and work with post coach Brian Ayers. 6-4 guard Michael Benkert, another Indiana product, thrived as a senior, earning 2015 IBCA/Subway Boys' Basketball All-State and Indiana North-South All-Star Classic roster honors. Like Adelsperger, Benkert redshirted last season, and should provide tremendous lift and defensive spark off the bench. 5-11 true freshman Nick Hopkins is one of the most electrifying scorers ever signed by the Bruin program. The 2016 Tennessee Mr. Basketball for Class A, Hopkins averaged over 33 points per game as a senior and tallied nearly 3,000 career points for Fayetteville (TN) HS.

WELCOME TO THE FAMILY

Coach Byrd and his staff could not be more excited about the Bruins' incoming class of freshmen. Talented and coachable, this group could rival the vaunted Class of 2009 that included Ian Clark, Kerron Johnson, Trevor Noack and Blake Jenkins. DeAndre "Pedro" Bradshaw, Caleb Hollender, Grayson Murphy, and Nick Muszynski comprise the Belmont Class of 2017.

TEAM FIRST

Josh Lester and Burton Sampson round out the Belmont roster. Lester was a standout at nearby Brentwood Academy, while Sampson was a two-time TSWA Division II All-State honoree at the Webb School in Knoxville. Both have proved capable and could compete for reserve roles. Both have provided lifts off the bench during their careers.

BRUIN BITS

- Belmont in the rankings**
 Mid-Major Top 25: 13
 CBS Mid-Major Preseason: --
 MMM Top 25: 22
 SI.com Mid-Major Preseason: --
 Associated Press: --
 USA Today Coaches Preseason: --
- Belmont University has won its conference's Academic All Sport Trophy 12 of the last 14 years (9 Atlantic Sun, 3 OVC).
- Belmont Basketball had 134 Academic All-Conference honorees since 2001. Seven of the last 10 A-Sun Male Student Athlete of the Year recipients were Belmont Basketball players.
- Belmont has posted a team GPA of 3.0 or higher 16 straight years.
- Belmont is one of only three programs (Davidson, Holy Cross) in the nation to earn academic distinction in the NCAA Academic Progress Rate (APR) report all eight years of existence (2006-13). Belmont has scored a perfect 1000 every year since 2010, and head coach Rick Byrd is among the NCAA leaders in head coach APR score.
- Six of Belmont's top eight career scorers (NCAA era) earned Academic All-America honors** (Wes Burtner, Justin Hare, Adam Mark, J.J. Mann, Craig Bradshaw, Evan Bradds)
- Belmont University hosted the 2008 Presidential Town Hall Debate on October 7 in the Curb Event Center. President-elect Barack Obama debated John McCain; the proceedings were moderated by longtime NBC News anchor Tom Brokaw.
- Belmont's acclaimed music and music business programs have produced countless contributors to the local music scene. Among Belmont's notable alumni: Lee Ann Womack, Trisha Yearwood, Brad Paisley, Stephen Curtis Chapman, Melinda Doolittle and former baseball pitcher Brian Kelley of Florida Georgia Line.
- 1000 Point Club (NCAA era)**
 Ian Clark - 1,920
 Wes Burtner - 1,833
 Justin Hare - 1,761
 Craig Bradshaw - 1,698
 Adam Mark - 1,574
 J.J. Mann - 1,509
 Kerron Johnson - 1,388
Evan Bradds - 1,340
 Adam Sonn - 1,241
 Steve Drabyn - 1,237
 Andy Wicke - 1,236
 Brian Collins - 1,199
 Mick Hedgepeth - 1,191
 Matthew Dotson - 1,165
 Josh Goodwin - 1,161



BELMONT'S RECORD WHEN...

Table listing Belmont's record when... including categories like Leading at the Half, Leading with five minutes to play, etc.

CURB EVENT CENTER RECORDS

Table listing Curb Event Center records including Team, Points, Game, FG Made, FT Made, etc.

PROGRAM AWARDS & HONORS

Table listing program awards and honors including Postseason Appearances (NCAA era), NCAA All-America, Naismith Men's College Player of the Year, etc.



BASKETBALL

BELMONT

GAME NOTES



GAME ONE • VANDERBILT • NOVEMBER 15, 2016

#1 Austin Luke

rJunior • 6-3 • 200 • Rowlett, Texas • Rowlett HS

2015-16: OVC Commissioner's Honor Roll ... NABC Honors Court ... Appeared in 32 games with 30 starts ... Led OVC and ranked 15th in NCAA in assists per game (6.3) ... Fourth in OVC in three-point field goal percentage in league games (.477) ... 22 games of 5+ assists ... Seven double figure scoring games ... One double-double, career-high 20 points, 11 assists vs. Tennessee State (1/24/16) ... 16 points, five assists at Georgia in Postseason NIT (3/16/16) ... 16 points, six rebounds, seven assists vs. Tennessee Tech (2/20/16) ... 12 points, seven rebounds, eight assists at Lipscomb (12/7/15) ... 17 points, eight rebounds, five assists, three steals at Arizona State (11/16/15) ... Nine points, career-high 11 assists vs. WKU (11/18/15) ... Three points, including go-ahead FTs, nine assists in first career start at Marquette (11/13/15).

#2 Nick Smith

Senior • 6-8 • 220 • Bentonville, Ark. • Bentonville HS

2015-16: OVC Commissioner's Honor Roll ... NABC Honors Court ... 28 game appearances ... 14th in OVC in three-point field goal percentage (.387) in league games ... 10 double figure scoring games ... 16 points vs. Tennessee Tech (2/20/16) ... 15 points, six rebounds vs. Eastern Kentucky (2/6/16) ... 14 points at Marquette (11/13/15) ... 14 points, three rebounds at Georgia in Postseason NIT (3/16/16) ... 14 points vs. Austin Peay (1/16/16) ... 13 points at Eastern Kentucky (2/18/16) ... 11 points at Arizona State (11/16/15) ... 10 points vs. South Alabama (11/23/15) ... Nine points, five rebounds vs. WKU (11/18/15).



2015-16 Belmont Men's Basketball Belmont Individual Game-by-Game (as of Nov 13, 2016) All games



2015-16 Belmont Men's Basketball Belmont Individual Game-by-Game (as of Nov 13, 2016) All games

Table with columns for Opponent, Date, gs, min, Total (fg-fga, pct, 3fg-fga, pct, ft-fa, pct), Rebounds (off, def, tot, avg), and Opponent, Date, gs, min, Total (fg-fga, pct, 3fg-fga, pct, ft-fa, pct). Includes sub-headers #01 LUKE, Austin and #02 SMITH, Nick.

Games played: 32
Minutes/gam: 27.8
Points/gam: 2
FG Pct: 44.8
3FG Pct: 39.2
FT Pct: 73.8

Rebounds/gam: 7
Assists/gam: 3
Turnovers/gam: 8
Assist/turnover ratio: 1.7
Steals/gam: 6
Blocks/gam: 1

Games played: 28
Minutes/gam: 25.5
Points/gam: 5
FG Pct: 40.6
3FG Pct: 35.9
FT Pct: 69.0

Rebounds/gam: 8
Assists/gam: 3
Turnovers/gam: 5
Assist/turnover ratio: 0.6
Steals/gam: 2
Blocks/gam: 0

Table with Career-high (year) and Season-high columns. Rows include Pts, Rebs, Asst, Blks, Stls, FGs, FGAs, 3FGs, 3FGA, FTs, FTAs, Mins.

Table with Career-high (year) and Season-high columns. Rows include Pts, Rebs, Asst, Blks, Stls, FGs, FGAs, 3FGs, 3FGA, FTs, FTAs, Mins.



#3 Dylan Windler

Sophomore • 6-7 • 190 • Indianapolis, Ind. • Perry Meridian HS

2015-16: OVC Commissioner's Honor Roll ... 10th in OVC in blocked shots in league games ... 32 game appearances, including one start at Georgia in Postseason NIT (3/16/16) ... Two double figure scoring games ... Career-high 13 points, eight rebounds vs. Lipscomb (12/1/15) ... 10 points, 12 rebounds, three steals vs. Austin Peay (1/16/16) ... Nine points at Jacksonville State (1/28/16) ... Eight points, seven rebounds at Lipscomb ... Seven points, eight rebounds vs. Eastern Illinois (1/9/16) ... Seven points vs. Murray State (1/14/16) ... Seven points, five rebounds, four assists vs. Austin Peay (3/4/16) ... Six points, six rebounds at BYU (11/28/15) ... Five points, career-high 14 rebounds at UT Martin (1/21/16).

#30 Kevin McClain

Sophomore • 6-2 • 180 • Jennings, Fla. • Hamilton County HS

2015-16: Appeared in 32 games ... Five double figure scoring games ... 10 points - including two four-point plays - in collegiate debut at Marquette (11/13/15) ... 12 points at SIUE (1/6/16) ... 10 points vs. Murray State (1/14/16) ... 11 points, four rebounds at Tennessee Tech (1/30/16) ... 10 points vs. Tennessee State (1/24/16) ... Nine points, three assists vs. Eastern Illinois (1/9/16) ... Eight points vs. WKU (11/18/15) ... Nine points vs. Lipscomb (12/1/15) ... Eight points, two rebounds at Georgia in Postseason NIT (3/16/16) ... Eight points vs. South Alabama (11/23/15).



2015-16 Belmont Men's Basketball Belmont Individual Game-by-Game (as of Nov 13, 2016) All games



2015-16 Belmont Men's Basketball Belmont Individual Game-by-Game (as of Nov 13, 2016) All games

#3 WINDLER, Dylan

#30 MCCLAIN, Kevin

Table with columns: Opponent, Date, gs, min, Total (fg-fga, pct, 3fg-fga, pct, ft-fga, pct), Rebounds (off, def, tot, avg), pf, a, t/o, blk, stl, pts, avg. Rows include games against Marquette, Arizona State, Western Kentucky, Evansville, South Alabama, Kennessa State, BYU, Lipscomb, Valparaiso, Ouachita Baptist, Middle Tennessee, Cleveland State, Valparaiso, Southeast Missouri, SIUE, Eastern Illinois, Murray State, Austin Peay, UT Martin, Tennessee State, Jacksonville State, Tennessee Tech, Morehead State, Eastern Kentucky, Jacksonville State, Morehead State, Eastern Kentucky, Tennessee Tech, Tennessee State, Austin Peay, Georgia.

Table with columns: Opponent, Date, gs, min, Total (fg-fga, pct, 3fg-fga, pct, ft-fga, pct), Rebounds (off, def, tot, avg), pf, a, t/o, blk, stl, pts, avg. Rows include games against Marquette, Arizona State, Western Kentucky, Evansville, South Alabama, Kennessa State, BYU, Lipscomb, Valparaiso, Ouachita Baptist, Middle Tennessee, Cleveland State, Valparaiso, Southeast Missouri, SIUE, Eastern Illinois, Murray State, Austin Peay, UT Martin, Tennessee State, Jacksonville State, Tennessee Tech, Morehead State, Eastern Kentucky, Jacksonville State, Morehead State, Eastern Kentucky, Tennessee Tech, Tennessee State, Austin Peay, Georgia.

Gameplayed32 Minutes/gam#6.5 Points/gam#4.3 FGpct49.5 3FGpct23.9 FTPct66.7

Rebounds/gam#5 Assists/gam#9 Turnovers/gam#9.9 Assist/turnoverratio0.9 Steals/gam#6 Blocks/gam#6

Gameplayed32 Minutes/gam#6.9 Points/gam#4.3 FGpct42.6 3FGpct29.9 FTPct66.7

Rebounds/gam#3 Assists/gam#8 Turnovers/gam#3 Assist/turnoverratio0.6 Steals/gam#3 Blocks/gam#1

Table with 2 columns: Career-high (year) and Season-high. Rows include Pts (13 vs. Lipscomb (12/1/15)), Rebs (14 at UT Martin (1/21/16)), Asst (4 vs. Austin Peay (3/4/16)), Blks (3 at SEMO (12/31/15)), Stls (*3 vs. Tennessee Tech (2/20/16)), FGs (4 vs. Austin Peay (1/16/16)), FGAs (7 at Jacksonville State (1/28/16)), 3FGs (2 vs. Lipscomb (12/1/15)), 3FGA (*4 at Jacksonville State (1/28/16)), FTs (5 vs. Lipscomb (12/1/15)), FTAs (7 vs. Lipscomb (12/1/15)), Mins. (27 vs. Austin Peay (3/4/16)).

Table with 2 columns: Career-high (year) and Season-high. Rows include Pts (12 at SIUE (1/6/16)), Rebs (4 at Tennessee Tech (1/30/16)), Asst (3 vs. Eastern Illinois (1/9/16)), Blks (*1 vs. Eastern Kentucky (2/6/16)), Stls (*1 at Georgia (3/16/16)), FGs (5 at SIUE (1/6/16)), FGAs (10 at Tennessee Tech (1/30/16)), 3FGs (3 vs. Eastern Illinois (1/9/16)), 3FGA (*4 vs. Eastern Kentucky (2/6/16)), FTs (4 vs. South Alabama (11/23/15)), FTAs (6 vs. South Alabama (11/23/15)), Mins. (18 at SIUE (1/6/16)).



#14 Nick Hopkins

Freshman • 5-11 • 155 • Fayetteville, Tenn. • Fayetteville HS

Prior to Belmont: Five-year letterwinner at Fayetteville High School for head coach Chris Murdock ... Emerged as one of the top prep players in the state of Tennessee and most prolific scorers in the nation ... 2016 TSSAA Class A Mr. Basketball ... USA Today Tennessee First Team ... TBCA All-Star Team ... Tennessee District 9A MVP as junior and senior ... 4-time Tennessee District 9A All-District Team ... 3-time Tennessee District 9A All-Tournament Team ... Rewrote the FHS record book, scoring 2,851 points, including a whopping 931 this past season, most in Tennessee ... Averaged 33.3 points, 6.4 rebounds, 3.1 assists and 3.3 steals per game as a senior ... Scored 40 or more points in seven games, including 51 points in the season opener vs. Marshall County and a career-high 54 points vs. Huntland ... Averaged 22.2 points, 5.0 rebounds, and 4.0 assists per game as a junior ... Played AAU basketball for Georgia Stars ... 2015 EYBL Peach Jam Champions.

#20 Taylor Barnette

Senior • 6-3 • 185 • Lexington, Ky. • Virginia

2015-16: OVC Commissioner's Honor Roll ... Started 32 games ... Fifth in OVC in three-pointers (74) and three-pointers per game (2.3) ... Averaged 2.6 three-pointers per game in OVC play ... 19 double figure scoring games, including nine of final 10 games ... 22 points vs. Lipscomb (12/1/15) ... 20 points at SEMO (12/31/15) ... 16 points vs. Valparaiso (12/28/15) ... 15 points vs. Tennessee Tech (2/20/16) ... 15 points, five rebounds vs. South Alabama (11/23/15) ... 15 points, seven assists vs. Jacksonville State (2/10/16) ... 11 points, seven rebounds at Georgia in Postseason NIT (3/16/16) ... Made three-pointer in 29 of 32 games.

Prior to Belmont: Played 2012-13 season at the Univ. of Virginia ... Saw action in 26 games and started two games ... Averaged 2.6 points, 0.7 rebounds and 0.7 assists and 9.5 minutes per game.



2015-16 Belmont Men's Basketball Belmont Individual Game-by-Game (as of Nov 13, 2016) All games

#20 BARNETTE, Taylor

Table with columns: Opponent, Date, gs, min, Total fg-fga, pct, 3fg-fga, pct, 3-Pointers ft-fla, pct, Freethrows ft-fla, pct, Rebounds pf, a, t/o, blk, stl, pts, avg

Gameplayed32 Minutes/gam29.3 Points/gam40.6 FGPct41.5 3FGPct36.6 FTPct79.6

Rebounds/gam22 Assists/gam20 Turnovers/gam15.5 Assists/turnover3.8 Steals/gam4 Blocks/gam2

Table with columns: Career-high (year), Season-high, Pts, Rebs, Asst, Blks, Stls, FGs, FGAs, 3FGs, 3FGA, FTs, FTAs, Mins.

Table with columns: Career-high (year), Season-high, Pts, Rebs, Asst, Blks, Stls, FGs, FGAs, 3FGs, 3FGA, FTs, FTAs, Mins.



#21 Burton Sampson

rJunior • 6-4 • 195 • Knoxville, Tenn. • The Webb School

2015-16: NABC Honors Court ... 14 game appearances ... Season-high five points at Arizona State (11/16/15) ... Scored in five games ... Seven steals ... University leave due to family reasons, spring semester.

#24 Michael Benkert

rFreshman • 6-4 • 195 • Greenwood, Ind. • Center Grove HS

2015-16: Redshirt.

Prior to Belmont: Four-year letterwinner at Center Grove High School for head coach Zach Hahn, who was part of Butler's Final Four teams ... Emerged as one of the top prep players in the state of Indiana ... 2015 IBCA/Subway Boys' Basketball All-State ... Named to prestigious Indiana North-South All-Star Classic roster ... Named to Hoosiers Reunion Classic Showcase, where he scored game-high 20 points ... 2015 County Player of the Year ... Named to Hoosier Basketball Magazine's Indiana Top 100 ... Two-time All-County ... Three-time all-MIC conference ... IBCA Top 100 Workout selection ... Team captain ... Fifth all-time in CGHS history in scoring ... Averaged 16 points per game as a senior ... Averaged 18.7 points, 6.4 rebounds, and 2.7 assists per game as a junior ... Played AAU basketball for Eric Gordon All-Stars for head coach Pat Mullins.



2015-16 Belmont Men's Basketball Belmont Individual Game-by-Game (as of Nov 13, 2016) All games

#21 SAMPSON, Burton

Table with columns: Opponent, Date, gs, min, Total (fg-fga, pct, 3fg-fga, pct, ft-fa, pct), Rebounds (off, def, tot, avg), pf, a, t/o, blk, stl, pts, avg. Includes rows for various opponents like Marquette, Arizona State, WESTERN KENTUCKY, etc.

Games played: 14
Minutes/gam: 23
Points/gam: 9
FG Pct: 66.7
3FG Pct: 66.7
FT Pct: 50.0
Rebounds/gam: 2
Assists/gam: 4
Turnovers/gam: 5
Assist/turnover ratio: 0.9
Steals/gam: 5

Table with columns: Career-high (year), Season-high. Rows include Pts, Rebs, Asst, Blks, Stls, FGs, FGAs, 3FGs, 3FGA, FTs, FTAs, Mins.

Table with columns: Career-high (year), Season-high. Rows include Pts, Rebs, Asst, Blks, Stls, FGs, FGAs, 3FGs, 3FGA, FTs, FTAs, Mins.



#25 Mack Mercer

Junior • 6-9 • 225 • Plymouth, Ind. • Plymouth HS

2015-16: OVC Commissioner's Honor Roll ... 23 game appearances ... Seven double figure scoring games ... Missed first six games (injury) ... Career-high 20 points, 10 rebounds at Cleveland State (12/19/15) ... 16 points at BYU (11/28/15) in season debut ... 16 points vs. Ouachita Baptist (12/15/15) ... 13 points vs. Murray State (1/14/16) ... 12 points, nine rebounds at Morehead State (2/13/16) ... 11 points vs. Lipscomb (12/1/15) ... 10 points vs. Morehead State (2/4/16).

#31 Josh Lester

Junior • 6-6 • 225 • Antioch, Tenn. • Brentwood Academy

2015-16: 14 game appearances ... Provided huge lift in home victory vs. Western Kentucky (11/18/15), career-high five points, two rebounds ... Five points, two rebounds vs. Austin Peay (1/16/16) ... Rebound at Marquette (11/13/15) ... Rebound at BYU (11/28/15).



2015-16 Belmont Men's Basketball Belmont Individual Game-by-Game (as of Nov 13, 2016) All games



2015-16 Belmont Men's Basketball Belmont Individual Game-by-Game (as of Nov 13, 2016) All games

Table with columns for Opponent, Date, gs, min, Total fg-fga, pct, 3fg-fga, pct, ft-fla, pct, Rebounds off, def, tot, avg, pf, a, t/o, blk, stl, pts, avg. Row for #25 MERCER, Mack.

Table with columns for Opponent, Date, gs, min, Total fg-fga, pct, 3fg-fga, pct, ft-fla, pct, Rebounds off, def, tot, avg, pf, a, t/o, blk, stl, pts, avg. Row for #31 LESTER, Josh.

Gameplayed23 Minutes/gam#1.1 Points/gam#5 FGpct51.6 3FGpct39.1 FTPct82.6

Rebounds/gam#0 Assists/gam#4 Turnovers/gam#7 Assist/turnoverratio0.6 Steals/gam#3 Blocks/gam#7

Gameplayed14 Minutes/gam#4 Points/gam#7 FGpct50.0 3FGpct33.3 FTPct75.0

Rebounds/gam#4 Turnovers/gam#1

Table with Career-high (year) and Season-high columns. Rows include Pts, Rebs, Asst, Blks, Stls, FGs, FGAs, 3FGs, 3FGA, FTs, FTAs, Mins.

Table with Career-high (year) and Season-high columns. Rows include Pts, Rebs, Asst, Blks, Stls, FGs, FGAs, 3FGs, 3FGA, FTs, FTAs, Mins.



BASKETBALL

BELMONT

GAME NOTES



GAME ONE • VANDERBILT • NOVEMBER 15, 2016

#32 Amanze Egekeze

Junior • 6-8 • 220 • Lake in the Hills, Ill. • Huntley HS

2015-16: Started 31 games ... DNP at BYU (11/28/15, injury) ... Led Belmont in plus-minus ... Legends Classic Subregional All-Tournament Team ... Third in OVC in three-point field goal percentage (.422) ... Shot .479 from three-point distance in OVC play ... Sixth in OVC in field goal percentage (.539) ... 13 double figure scoring games ... Career-high 20 points at UT Martin (1/21/16) ... 19 points at Evansville (11/21/15) ... 17 points, eight rebounds at Kennesaw State (11/24/15) ... 17 points, seven rebounds vs. Austin Peay (3/4/16) ... 15 points vs. Jacksonville State (2/10/16) ... 15 points vs. WKU (11/18/15) ... 14 points at SIUE (1/6/16) ... 13 points vs. Austin Peay (1/16/16) ... Nine points at Marquette (11/13/15).

#35 Evan Bradds

Senior • 6-7 • 205 • Jamestown, Ohio • Greeneview HS

2015-16: Associated Press Honorable Mention All-America ... NCAA Field Goal Percentage champion (.714) for second consecutive season ... Lou Henson CollegeInsider.com Mid-Major All-America ... American Sports Network Mid-Major All-America ... USBWA All-District ... NABC All-District ... OVC Player of the Year ... First Team All-OVC ... OVC All-Tournament Team ... Legends Classic Subregional MVP ... CoSIDA Academic All-America ... CoSIDA Academic All-District ... NACDA DI-AAA ADA Scholar-Athlete Team ... NABC Honors Court ... Top 50 nationally in four statistical categories ... Eighth nationally in offensive efficiency, Ken Pomeroy (126.4) ... Led OVC in field goal percentage and defensive rebounds, second in rebounding, fourth in scoring ... Started 32 games ... 27 double figure scoring games ... 12 games of 20+ points ... 14 double-doubles ... 20 multi-assist games ... Made 22 straight FGA over three-game stretch ... Career-high 36 points, 11 rebounds vs. Tennessee State (1/24/16) 26 points, 10 rebounds vs. Valparaiso (12/28/15), went over 1,000 career points ... 24 points, nine rebounds at Marquette (11/13/15) & drew game-saving charge on NBA pick Henry Ellenson.



2015-16 Belmont Men's Basketball Belmont Individual Game-by-Game (as of Nov 13, 2016) All games



2015-16 Belmont Men's Basketball Belmont Individual Game-by-Game (as of Nov 13, 2016) All games

Table with columns for Opponent, Date, gs, min, Total (fg-fga, pct, 3fg-fga, pct, ft-fa, pct), Rebounds (off, def, tot, avg), and other stats. Includes rows for games at Marquette, Arizona State, Western Kentucky, Evansville, vs South Alabama, at Kennesaw State, at BYU, LIPSCOMB, at Valparaiso, at Lipscomb, OUACHITBAPTIST, at Middle Tennessee, at Cleveland State, VALPARAISO, at Southeast Missouri, at SIUE, EASTERILLINOIS, MURRAYSTATE, AUSTINPEAY, at UTMartin, TENNESSEESTATE, at Jacksonville State, at Tennessee Tech, MOREHEADSTATE, EASTERKENTUCKY, JACKSONVILLESTATE, at Morehead State, at Eastern Kentucky, TENNESSEETECH, at Tennessee State, vs Austin Peay, at Georgia.

Games played 31
Minutes/gam 22.7
Points/gam 8.0
FGPct 53.9
3FGPct 42.2
FTPct 76.8

Rebounds/gam 8.4
Assists/gam 0.7
Turnovers/gam 0.9
Assist/turnover ratio 0.8
Steals/gam 0.4
Blocks/gam 0.4

Table with Career-high (year) and Season-high columns. Rows include Pts, Rebs, Asst, Blks, Stls, FGs, FGAs, 3FGs, 3FGA, FTs, FTAs, Mins.

Table with columns for Opponent, Date, gs, min, Total (fg-fga, pct, 3fg-fga, pct, ft-fa, pct), Rebounds (off, def, tot, avg), and other stats. Includes rows for games at Marquette, Arizona State, Western Kentucky, Evansville, vs South Alabama, at Kennesaw State, at BYU, LIPSCOMB, at Valparaiso, at Lipscomb, OUACHITBAPTIST, at Middle Tennessee, at Cleveland State, VALPARAISO, at Southeast Missouri, at SIUE, EASTERILLINOIS, MURRAYSTATE, AUSTINPEAY, at UTMartin, TENNESSEESTATE, at Jacksonville State, at Tennessee Tech, MOREHEADSTATE, EASTERKENTUCKY, JACKSONVILLESTATE, at Morehead State, at Eastern Kentucky, TENNESSEETECH, at Tennessee State, vs Austin Peay, at Georgia.

Games played 32
Minutes/gam 20.6
Points/gam 7.6
FGPct 71.4
3FGPct 42.9
FTPct 70.5

Rebounds/gam 9.2
Assists/gam 2.2
Turnovers/gam 4.8
Assist/turnover ratio 0.9
Steals/gam 0.3
Blocks/gam 0.3

Table with Career-high (year) and Season-high columns. Rows include Pts, Rebs, Asst, Blks, Stls, FGs, FGAs, 3FGs, 3FGA, FTs, FTAs, Mins.



#41 Tyler Hadden

rJunior • 6-10 • 240 • Cincinnati, Ohio • St. Xavier HS

2015-16: OVC Medal of Honor, emblematic of 4.0 grade-point average ... OVC Commissioner's Honor Roll ... NABC Honors Court ... 24 game appearances, including one start at BYU (11/28/15) ... Scored in 11 games ... Season-high 10 points, three rebounds at Middle Tennessee (12/17/15) ... Seven points at Kennesaw State (11/24/15) ... Seven points, two rebounds at BYU (11/28/15).

#50 Seth Adelsperger

rFreshman • 6-11 • 220 • Peru, Ind. • Peru HS

2015-16: Redshirt

Prior to Belmont: Three-year letterwinner at Peru High School for head coach Jim Metcalfe ... A promising big man prospect ... Two-time Honorable Mention Indiana All-State ... Named to prestigious Indiana North-South All-Star Classic roster ... Named to Hoosier Basketball Magazine's Indiana Top 100 ... 2015 Miami County Player of the Year ... Two-time All-County ... Two-time All-MIC Conference ... Two-time team captain ... Averaged 15.2 points, 9.0 rebounds and 5.0 blocked shots per game as a senior ... Top 5 in state of Indiana in blocked shots as a senior ... Averaged 14.7 points, 11.2 rebounds, and 2.9 blocked shots per game as a junior ... Played AAU basketball for Indiana Elite Diesel and head coach Mike Cline.



2015-16 Belmont Men's Basketball Belmont Individual Game-by-Game (as of Nov 13, 2016) All games

#41 HADDEN, Tyler

Table with columns: Opponent, Date, gs, min, Total fg-fga, pct, 3fg-fga, pct, Freethrows ft-fa, pct, Rebounds off, def, tot, avg, pf, a, t/o, blk, stl, pts, avg. Rows include games against Marquette, Arizona State, WESTERN KENTUCKY, Evansville, South Alabama, Kennesaw State, BYU, LIPSCOMB, Valparaiso, Lipscomb, OUAHITA BAPTIST, Middle Tennessee, Cleveland State, VALPARAISO, Southeast Missouri State, SIUE, EASTERN ILLINOIS, MURRAY STATE, AUSTIN PEAY, UT Martin, TENNESSEE STATE, Jacksonville State, Tennessee Tech, MOREHEAD STATE, EASTERN KENTUCKY, JACKSONVILLE STATE, Morehead State, Eastern Kentucky, TENNESSEE TECH, Tennessee State, vs Austin Peay, and Georgia.

Games played: 24
Minutes/game: 29
Points/game: 7
FG Pct: 46.9
3FG Pct: 22.2
FT Pct: 57.1

Rebounds/game: 8
Assists/game: 0
Turnovers/game: 3
Assist/turnover ratio: 0.1
Steals/game: 0
Blocks/game: 1

Table with columns: Career-high (year) and Season-high. Rows include Pts (13 at Austin Peay), Rebs (*4 at Jacksonville State), Asst (2 at Jacksonville State), Blks (*1 at Middle Tennessee), Stls (1 vs. Eastern Illinois), FGs (5 at Middle Tennessee), FGAs (10 at Fairfield), 3FGs (2 at Austin Peay), 3FGA (4 at Fairfield), FTs (3 vs. Jacksonville State), FTAs (*4 vs. Jacksonville State), Mins (19 at BYU).

*Most recent performance listed

Table with columns: Career-high (year) and Season-high. Rows include Pts, Rebs, Asst, Blks, Stls, FGs, FGAs, 3FGs, 3FGA, FTs, FTAs, Mins.

*Most recent performance listed



Rick Byrd

Head Coach • Tennessee, 1976 • 31st season at Belmont

One of the most successful and respected coaches in the country, Head Coach Rick Byrd has been a model of consistency in leading Belmont's transition from an NAIA institution to a perennial headliner and championship program in NCAA Division I.

Under Byrd, Belmont has reached postseason play in 10 of the last 11 seasons, including NCAA Tournament appearances in seven of

the last 11 years. In fact, among all NCAA Division I men's basketball programs, only Belmont, Gonzaga and Kansas have earned automatic bids to the NCAA Tournament seven times in the last decade.

All told, Belmont has won 15 conference championships (eight regular season, seven tournament) since 2006 - only Kansas and Gonzaga have won more over that span. Unquestionably, Byrd has built a program with staying power.

Belmont has earned national Top 25 poll votes and Top 100 RPI standing each of the past six seasons, and has victories over the likes of North Carolina, Stanford, Marquette, Alabama, Cincinnati and Missouri, among others, to its credit.

Despite playing 20 of 32 games away from home, 2015-16 marked the fourth time in as many years Belmont claimed an OVC Championship. Since 2003, no program in America has more conference victories than the Bruins (220).

Two-time NCAA field goal percentage champion Evan Bradds and Craig Bradshaw were showered with awards, with the duo earning All-America and CoSIDA Academic All-America honors.

Annually among the nation's highest scoring and most efficient offensive teams, Belmont led the country in two-point field goal percentage for the third time in the last four years.

Byrd ranks sixth among all active NCAA Division I head coaches in career victories with 731.

Only three head coaches in the nation have been at their respective institutions longer than Byrd's 30 years of service at Belmont. Under Byrd's guidance, the Bruins have won 259 games and posted a remarkable 179-43 (.806) record in conference games over the past 11 years.

In addition, Belmont joined an exclusive fraternity of programs to win five straight regular season conference championships. Since the Bruins became an NCAA Division I member institution in 1996-97, only Belmont, Butler, Cincinnati, Duke, Gonzaga, Harvard, Kansas, Nevada and Xavier have won five straight conference regular season championships.

Named OVC Coach of the Year in 2013 and 2014, and finalist for the Hugh Durham National Coach of the Year Award for a third time in four seasons, Byrd has been named District or Conference Coach of the Year on 12 occasions.

With Belmont's victory at Austin Peay Jan. 17, 2015, Byrd became the 25th coach in NCAA Division I college basketball history to reach 700 career victories. He also joined Mike Krzyzewski, Jim Boeheim, Bob Huggins, Roy Williams, Bo Ryan, and Rick Pitino as one of only seven active NCAA Division I head coaches with 700 or more career victories.

With Belmont's victory over Indiana State Nov. 14, 2013, Byrd passed legendary UCLA head coach John Wooden in career victories.

Additionally, Byrd is first among all active NCAA Division I men's basketball head coaches (min. 10 years at school) when ranked by percentage of schools' all-time wins; having accounted for over 68 percent of the total victories in Belmont history.

In 2012, Byrd received the NCAA Bob Frederick Award for his lifelong commitment to sportsmanship, ethical conduct, and fair play. Moreover, he received induction into the Tennessee Sports Hall of Fame and the Greater Knoxville Sports Hall of Fame.

Byrd was a voter in the ESPN/USA Today Top 25 Coaches' Poll until 2015-16, and served as NCAA Men's Basketball Rules Committee Chairman from 2013-15.

Rick Byrd - Career Record

Maryville College

Yrs.	Overall	Pct.	Conf.	Notes
78-79	8-16	.333	--	
79-80	15-11	.556	--	Most school wins in 31 years

Lincoln Memorial University

Yrs.	Overall	Pct.	Conf.	Notes
83-84	22-10	.688	11-1	VSAC East Champions
84-85	26-9	.743	10-2	
85-86	21-9	.700	11-1	VSAC East Champions

Belmont University

Yrs.	Overall	Pct.	Conf.	Notes
86-87	15-15	.500	7-9	
87-88	22-9	.710	15-1	TCAC Champions
88-89	25-10	.714	12-4	District 24 Champions, NAIA Tournament
89-90	28-7	.800	14-2	
90-91	23-9	.719	11-5	
91-92	22-10	.688	12-4	
92-93	30-6	.833	12-4	NAIA Sweet 16
93-94	30-7	.811	14-2	TCAC Champions, NAIA Quarterfinals
94-95	37-2	.949	18-0	TCAC Champions, NAIA Final Four
95-96	28-11	.718	13-5	NAIA Final Four
96-97	15-11	.556	--	
97-98	9-18	.333	--	
98-99	14-13	.519	--	
99-00	17-20	.259	--	
00-01	13-15	.464	--	
01-02	11-17	.393	8-12	
02-03	17-12	.586	12-4	A-Sun North Champions
03-04	21-9	.700	15-5	NIT, def. [22/23] Missouri
04-05	14-16	.467	12-8	
05-06	20-11	.645	15-5	NCAA, Atlantic Sun Champions
06-07	23-10	.697	14-4	NCAA, Atlantic Sun Champions
07-08	25-9	.735	14-2	NCAA, Atlantic Sun Champions
08-09	20-13	.606	14-6	CIT Second Round
09-10	19-12	.613	14-6	Atlantic Sun Champions
10-11	30-5	.857	19-1	NCAA, Atlantic Sun Champions
11-12	27-7	.794	16-2	NCAA, Atlantic Sun Champions
12-13	26-7	.788	14-2	NCAA, OVC Champions, No. 24 RPI
13-14	26-10	.722	14-2	NIT Elite 8, OVC Champions, Victory at [12/11] UNC
14-15	22-11	.667	11-5	NCAA, OVC Champions
15-16	20-12	.625	12-4	OVC Champions, Legends Classic Champions
16-17	0-0			
Career	731-379	.659	401-108 (.788)	

1 - Missed game at Virginia (12/28/99), Casey Alexander served as head coach
2 - Missed game at Marshall (12/19/11), Brian Ayers served as head coach

NOTABLE HONORS

- 2013 Tennessee Sports Hall of Fame Inductee
- 2013, 2014 OVC Coach of the Year
- 2013 Hugh Durham National Coach of the Year Finalist
- 2012 NCAA Bob Frederick Sportsmanship Award
- 2012 Greater Knoxville Sports Hall of Fame Inductee
- 2011, 2012 NABC District 3 Coach of the Year
- 2011 Hugh Durham National Coach of the Year
- 2011 Clair Bee National Coach of the Year Finalist
- 2011 Jim Phelan National Coach of the Year Finalist
- 2008, 2011, 2013 Skip Prosser Man of the Year Award Finalist
- 2007 *CollegeInsider.com* National Coach of the Week
- 2004 NAIA Hall of Fame inductee
- 1996 Belmont Athletic Hall of Fame Inductee
- 1995 NAIA National Coach of the Year
- 1994 Dr. James Naismith National Sportsmanship Award
- 12-time District/Conference Coach of the Year
- Four-time Atlantic Sun Conference Coach of the Year
- Two-time TSWA Tennessee College Coach of the Year
- Chairman of NCAA Men's Basketball Rules Committee, 2013-15



2015-16 Belmont Men's Basketball
Belmont Combined Team Statistics (as of Mar 17, 2016)
All games

RECORD:	OVERALL	HOME	AWAY	NEUTRAL
ALL GAMES	20-12	11-1	8-10	1-1
CONFERENCE	12-4	7-1	5-3	0-0
NON-CONFERENCE	8-8	4-0	3-7	1-1

#	Player	gp-gs	min	avg	Total		3-Point		F-Throw		Rebounds				pf	dq	a	to	blk	stl	pts	avg
					fg-fga	fg%	3fg-fga	3fg%	ft-fa	ft%	off	def	tot	avg								
35	BRADDS, Evan	32-32	980	30.6	210-294	.714	3-7	.429	141-200	.705	69	226	295	9.2	91	4	70	78	8	10	564	17.6
23	BRADSHAW, Craig	32-32	1034	32.3	176-399	.441	87-235	.370	87-118	.737	25	101	126	3.9	80	4	103	77	12	40	526	16.4
20	BARNETTE, Taylor	32-32	936	29.3	113-272	.415	74-202	.366	39-49	.796	6	65	71	2.2	48	0	65	17	5	14	339	10.6
32	EGEKEZE, Amanze	31-31	705	22.7	96-178	.539	43-102	.422	43-56	.768	30	76	106	3.4	96	4	22	27	13	13	278	9.0
25	MERCER, Mack	23-0	256	11.1	63-122	.516	9-23	.391	38-46	.826	26	44	70	3.0	46	0	9	15	15	6	173	7.5
02	SMITH, Nick	28-0	351	12.5	58-143	.406	46-128	.359	20-29	.690	14	36	50	1.8	46	0	9	14	1	6	182	6.5
01	LUKE, Austin	32-30	889	27.8	64-143	.448	40-102	.392	31-42	.738	11	76	87	2.7	59	0	200	121	2	19	199	6.2
30	MCCLAIN, Kevin	32-0	348	10.9	63-148	.426	20-67	.299	28-42	.667	9	32	41	1.3	47	1	24	41	4	9	174	5.4
03	WINDLER, Dylan	32-1	592	18.5	49-99	.495	11-46	.239	30-45	.667	40	105	145	4.5	70	1	29	33	19	20	139	4.3
41	HADDEN, Tyler	24-1	94	3.9	15-32	.469	2-9	.222	8-14	.571	4	16	20	0.8	24	0	1	7	2	1	40	1.7
21	SAMPSON, Burton	14-0	102	7.3	4-6	.667	2-3	.667	2-4	.500	1	2	3	0.2	11	0	6	7	0	7	12	0.9
31	LESTER, Josh	14-0	33	2.4	3-6	.500	1-3	.333	3-4	.750	1	5	6	0.4	5	0	0	2	0	0	10	0.7
05	LAIDIG, Jeff	30-1	105	3.5	0-6	.000	0-4	.000	2-2	1.000	1	14	15	0.5	16	0	6	3	0	0	2	0.1
Team											34	34	68		2		8					
Total.....		32	6425		914-1848	.495	338-931	.363	472-651	.725	271	832	1103	34.5	641	14	544	450	81	145	2638	82.4
Opponents.....		32	6425		873-1977	.442	242-688	.352	522-724	.721	370	767	1137	35.5	667	-	419	391	100	229	2510	78.4

TEAM STATISTICS	BEL	OPP	Date	Opponent	Score	Att.		
SCORING	2638	2510	11/13/15	at Marquette	w 83-80	12628		
Points per game	82.4	78.4	# 11/16/15	at Arizona State	L 74-83	4549		
Scoring margin	+4.0	-	11/18/15	WESTERN KENTUCKY	w 90-85	3253		
FIELD GOALS-ATT	914-1848	873-1977	11/21/15	at Evansville	L 88-93	4227		
Field goal pct	.495	.442	11/23/15	vs South Alabama	w 98-85	1262		
3 POINT FG-ATT	338-931	242-688	11/24/15	at Kennesaw State	w 80-55	812		
3-point FG pct	.363	.352	11/28/15	at BYU	L 81-95	13712		
3-pt FG made per game	10.6	7.6	12/1/15	LIPSCOMB	w 105-89	3094		
FREE THROWS-ATT	472-651	522-724	12/03/15	at Valparaiso	L 57-61	3379		
Free throw pct	.725	.721	12/07/15	at Lipscomb	w 93-84	4420		
F-Throws made per game	14.8	16.3	12/15/15	OUACHITA BAPTIST	w 80-54	1124		
REBOUNDS	1103	1137	12/17/15	at Middle Tennessee	L 62-83	5555		
Rebounds per game	34.5	35.5	12/19/15	at Cleveland State	L 65-67	1269		
Rebounding margin	-1.1	-	12/28/15	VALPARAISO	w 85-81	3024		
ASSISTS	544	419	* 12-31-15	at Southeast Missouri	w 92-82	1135		
Assists per game	17.0	13.1	* 01/06/16	at SIUE	w 85-77	1007		
TURNOVERS	450	391	* 1/9/16	EASTERN ILLINOIS	w 85-59	2054		
Turnovers per game	14.1	12.2	* 01/14/16	MURRAY STATE	w 81-73	2522		
Turnover margin	-1.8	-	* 01/16/16	AUSTIN PEAY	w 76-58	2407		
Assist/turnover ratio	1.2	1.1	* 1/21/16	at UT Martin	w 82-72	3598		
STEALS	145	229	* 01/24/16	TENNESSEE STATE	w 103-95	2213		
Steals per game	4.5	7.2	* 1/28/16	at Jacksonville State	w 72-63	2488		
BLOCKS	81	100	* 01/30/16	at Tennessee Tech	L 79-89	4428		
Blocks per game	2.5	3.1	* 2/4/2016	MOREHEAD STATE	w 73-67	1559		
ATTENDANCE	30438	84491	* 02/06/16	EASTERN KENTUCKY	L 78-88	2286		
Home games-Avg/Game	12-2536	18-4503	* 02/10/16	JACKSONVILLE STATE	w 81-73	1828		
Neutral site-Avg/Game	-	2-1714	* 2/13/16	at Morehead State	L 77-78	3845		
Score by Periods	1st	2nd	OT	Totals				
Belmont	1279	1352	7	2638				
Opponents	1161	1341	8	2510				
					* 02/18/16	at Eastern Kentucky	w 86-78	4200
					* 02/20/16	TENNESSEE TECH	w 95-86	5074
					* 02/28/16	at Tennessee State	L 72-87	6845
					N 03/04/16	vs Austin Peay	Lot 96-97	2167
					03/16/16	at Georgia	L 84-93	2965

* - Conference game



Official Basketball Box Score -- Game Totals -- Final Statistics
Belmont vs Vanderbilt
12/04/10 1 p.m. at Nashville, Tenn. (Memorial Gym)

Belmont 76 • 5-2

#	Player		Total		3-Ptr	Rebounds			PF	TP	A	TO	Blk	Stl	Min
			FG-FGA	FG-FGA	FT-FTA	Off	Def	Tot							
34	HEDGEPEETH, Mick	f	6-12	2-5	2-2	0	5	5	2	16	0	0	0	1	28
45	BAKER, Brandon	f	1-5	1-3	2-2	1	1	2	5	5	0	2	0	0	17
01	HANLEN, Drew	g	0-3	0-2	4-4	0	0	0	4	4	4	2	0	0	26
13	HOUSE, Jon	g	3-3	0-0	2-2	0	1	1	4	8	2	1	0	1	17
21	CLARK, Ian	g	3-7	1-4	2-2	0	1	1	2	9	2	3	0	1	31
02	JENKINS, Blake		1-3	0-0	0-0	1	1	2	3	2	0	2	0	0	7
03	JOHNSON, Kerron		5-8	0-0	3-3	1	1	2	3	13	3	3	0	2	17
14	MANN, JJ		0-3	0-2	0-0	0	0	0	2	0	0	0	0	0	7
23	SAUNDERS, Scott		2-4	0-0	1-2	2	2	4	3	5	0	1	1	0	11
24	BARNES, Adam		0-0	0-0	0-0	0	0	0	0	0	0	0	0	0	1
30	NOACK, Trevor		0-3	0-3	2-3	0	2	2	0	2	0	0	0	2	12
32	CAMPBELL, Jordan		4-5	3-4	1-2	0	1	1	4	12	1	1	0	1	26
Team						1	4	5							
Totals			25-56	7-23	19-22	6	19	25	32	76	12	15	1	8	200

FG % 1st Half: 13-29 44.8% 2nd half: 12-27 44.4% Game: 25-56 44.6% Deadball Rebounds 0
 3FG % 1st Half: 4-11 36.4% 2nd half: 3-12 25.0% Game: 7-23 30.4%
 FT % 1st Half: 5-6 83.3% 2nd half: 14-16 87.5% Game: 19-22 86.4%

Vanderbilt 85 • 7-1

#	Player		Total		3-Ptr	Rebounds			PF	TP	A	TO	Blk	Stl	Min
			FG-FGA	FG-FGA	FT-FTA	Off	Def	Tot							
44	TAYLOR, Jeffery	f	5-11	1-2	5-7	2	6	8	2	16	2	4	0	2	37
45	ODOM, Rod	f	2-3	2-2	0-0	0	0	0	3	6	0	5	0	1	17
03	EZELI, Festus	c	7-9	0-0	10-14	6	4	10	3	24	0	1	3	4	25
01	TINSLEY, Brad	g	4-7	2-3	4-6	0	5	5	0	14	2	2	0	0	34
23	JENKINS, John	g	1-7	0-2	8-9	1	2	3	1	10	2	1	0	1	34
05	GOULBOURNE, Lance		3-5	1-2	8-9	0	6	6	3	15	2	4	0	0	24
11	FULLER, Kyle		0-2	0-1	0-0	0	2	2	2	0	2	1	0	0	15
33	TCHIENGANG, Steve		0-0	0-0	0-0	2	2	4	3	0	1	2	0	0	14
Team						0	1	1							
Totals			22-44	6-12	35-45	11	28	39	17	85	11	20	3	8	200

FG % 1st Half: 10-23 43.5% 2nd half: 12-21 57.1% Game: 22-44 50.0% Deadball Rebounds 2
 3FG % 1st Half: 2-4 50.0% 2nd half: 4-8 50.0% Game: 6-12 50.0%
 FT % 1st Half: 10-14 71.4% 2nd half: 25-31 80.6% Game: 35-45 77.8%

Officials: Doug Shows, Mike Thibodoeaux, Earnie Pheal
 Technical fouls: Belmont-None. Vanderbilt-TAYLOR, Jeffery.
 Attendance: 13902

Score by periods	1st	2nd	Total
Belmont	35	41	76
Vanderbilt	32	53	85

Points	In Paint	Off T/O	2nd Chance	Fast Break	Bench
BEL	34	28	6	2	34
VU	28	23	15	11	15


Last FG - BEL 2nd-00:10, VU 2nd-00:47.
 Largest lead - BEL by 7 1st-06:21, VU by 13 2nd-03:04.
 BEL led for 11:44. VU led for 25:45. Game was tied for 02:31.

Score tied - 3 times.
 Lead changed - 6 times.


RADIO/TV ROSTER



1
Austin Luke
6-3 • 200 • Jr. • G
Rowlett, Texas



2
Nick Smith
6-8 • 220 • Sr. • F
Bentonville, Ark.



3
Dylan Windler
6-7 • 190 • So. • G/F
Indianapolis, Ind.



11
Kevin McClain
6-2 • 180 • So. • G
Jennings, Fla.



14
Nick Hopkins
5-11 • 155 • Fr. • G
Fayetteville, Tenn.



20
Taylor Barnette
6-3 • 185 • Sr. • G
Lexington, Ky.



21
Burton Sampson
6-4 • 195 • Jr. • G
Knoxville, Tenn.



24
Michael Benkert
6-4 • 195 • rFr. • G
Greenwood, Ind.



25
Mack Mercer
6-9 • 225 • Jr. • F
Plymouth, Ind.



31
Josh Lester
6-6 • 225 • Jr. • F
Antioch, Tenn.




32
Amanze Egekeze
6-8 • 220 • Jr. • F
Lake in the Hills, Ill.



35
Evan Bradds
6-7 • 205 • Sr. • F
Jannestown, Ohio



41
Tyler Hadden
6-10 • 240 • Jr. • C
Cincinnati, Ohio



50
Seth Adelsperger
6-11 • 220 • rFr. • C
Peru, Ind.



51
Rick Byrd
Head Coach
31st season at Belmont

PRONUNCIATION GUIDE

Seth Adelsperger (ADD-els-PURR-gurr)
Michael Benkert (BENK-urt)
Amanze Egekeze (uh-MAHN-zay egg-uh-KAY-zay)
Tyler Hadden (HAD-in)