



2014-15 AUBURN BASKETBALL GAME NOTES

Auburn Athletics Communications | 392 South Donahue Drive | Auburn, AL 36849 | 334.844.9800

AuburnTigers.com | Facebook: Facebook.com/Auburn MBB | Twitter: @AuburnMBB

COACHES

Bruce Pearl (Boston College, 1982)

Auburn Record.....8-5 (1st year)
vs. Vanderbilt.....First Meeting
Overall Record470-150 (.758) (20th year)
Division I Record.....239-104 (.697) (11th year)
vs. Vanderbilt.....8-4 (.667)

Kevin Stallings (Purdue, 1982)

Vanderbilt Record.....311-195 (.615) (16th year)
vs. Auburn.....14-5 (.737)
Overall.....425-258 (.622) (22nd year)
vs. Auburn.....14-5 (.737)

SERIES

Auburn trails, 51-85

at AuburnAU trails, 29-35
at Nashville.....AU trails, 17-48
at neutral sites.....AU leads, 5-1
Last Meeting Vanderbilt 67, Auburn 59 (2/22/14)
Current Streak..... Vanderbilt W9

RANKINGS

Auburn Not Ranked
Vanderbilt Not Ranked

TV | ESPNU

Rich Hollenberg.....Play by Play
Dino Gaudio.....Analyst

RADIO | AUBURN IMG NETWORK

The Auburn IMG Sports Network provides coverage via 50+ stations covering the Southeast: Rod Bramblett (play-by-play) and Sonny Smith (color)
IN AUBURN 94.3 WGZZ FM
ONLINE..... AuburnTigers.com
SATELLITE Sirius 108/XM 190

AUBURN BASKETBALL COMMUNICATIONS

Dan Froehlich ... Associate Director /Primary Contact
danf@auburn.edu

Evan Roberts Media Relations Assistant
evan.roberts@auburn.edu

Kirk Sampson..... Associate AD
kirk@auburn.edu

Main Office Phone: 334.844.9800 | Fax: 334.844.9807

Web site: www.AuburnTigers.com

Live stats: Auburn.Statbroadcast.com



GAME 14

AUBURN (8-5, 0-0 SEC) vs VANDERBILT (10-3, 0-0 SEC)

VS.



January 6, 2015 | 8 P.M. CT

TV: ESPNU | Radio: Auburn IMG Sports Network

Memorial Gym (14,326) | Nashville, Tenn.

THE GAME

Auburn (8-5, 0-0 SEC) opens up Southeastern Conference play on Tuesday, Jan. 6, at Vanderbilt (10-3, 0-0 SEC). Tip is set for 8 p.m. CT on ESPNU.

THE OPENING TIP

- Auburn opens SEC play on the road for the second straight season. Auburn is 6-1 at home, 0-3 on the road and 1-1 on neutral sites.
- Of Auburn's eight wins, three have come when the team was trailing by 11-or-more points in the second half while twice the team has led from start to finish
- Auburn is the only school in the country to have an active 2,000- (Antoine Mason) and 1,000- (KT Harrell) career point scorer on its roster
- KT Harrell has scored 20-or-more points in seven of 13 games this season. He has now topped the 20-point mark 19 times in 43 career games at Auburn. He has also scored 10-plus points in 41 out of 43 career games at Auburn, including 12 this season
- Cinneon Bowers has had eight double-doubles and currently leads the SEC and is fifth nationally in rebounding (11.3 rpg) and is 11th in the league in scoring (13.7 ppg). His eight double-doubles are tops in the SEC and 10th nationally
- Auburn is in its 109th season of basketball and has an all-time record of 1,260-1,123-1 (.529)

AUBURN (8-5, 0-0 SEC)

Date	Opponent	Score/Time
Nov. 14	UW-MILWAUKEE (ESPNU)	W, 83-73
Nov. 18	at Colorado (ESPN2)	L, 59-90
Nov. 21	LOUISIANA (FSN)	W, 105-80
Nov. 24	vs. Tulsa (Las Vegas) (ESPNU)	L, 35-53
Nov. 26	vs. Oregon St. (ESPN3)	W, 71-69
Dec. 3	at Texas Tech (SECN)	L, 44-46
Dec. 5	COASTAL CAROLINA (FSN)	L, 54-58
Dec. 14	at Clemson (ESPN3.com)	L, 61-72
Dec. 17	WINTHROP (SECN)	W, 80-62
Dec. 20	XAVIER (SECN)	W, 89-88 (2ot)
Dec. 23	TEXAS SOUTHERN (SECN+)	W, 61-60
Dec. 29	MIDDLE TENN. ST. (SECN)	W, 64-48
Jan. 3	NORTH ALABAMA (SECN)	W, 82-61
Jan. 6	*at Vanderbilt (ESPNU)	8 p.m.
Jan. 10	*MISSOURI (SECN)	6 p.m.

Jan. 15	*at Florida (ESPN/2)	6 p.m.
Jan. 17	*SOUTH CAROLINA (SECN)	7:30 p.m.
Jan. 21	*MISSISSIPPI STATE (SECN)	8 p.m.
Jan. 24	*at Alabama (SECN)	7:30 p.m.
Jan. 27	*TEXAS A&M (SECN)	8 p.m.
Jan. 31	*at Tennessee (ESPN/2)	11 a.m.
Feb. 5	*at LSU (ESPN/2)	6 p.m.
Feb. 7	*OLE MISS (SECN)	5:30 p.m.
Feb. 10	*ARKANSAS (ESPNU)	8 p.m.
Feb. 14	*at Georgia (FSN)	1 p.m.
Feb. 17	*ALABAMA (ESPNU)	8 p.m.
Feb. 21	*at Kentucky (ESPN)	5:15 p.m.
Feb. 24	*LSU (ESPNU)	6 p.m.
Feb. 28	*at Texas A&M (SECN)	7:30 p.m.
Mar. 3	*at Missouri (SECN)	8 p.m.
Mar. 7	*GEORGIA (SECN)	3 p.m.
Mar. 11	SEC Tournament (SECN / ESPN)	TBA

All times Central

PROJECTED STARTING LINEUP

#5 Cinneon Bowers	#25 Jordon Granger	#1 KT Harrell	#12 K.C. Ross-Miller	#14 Antoine Mason
				
Jr. - Forward 6-7 • 278 Racine, Wis. Pts: 13.7 Rebs: 11.3 Mins: 28.6	Jr. - Forward 6-8 • 210 St. Louis, Mo. Pts: 4.8 Rebs: 3.0 Mins: 21.8	Sr. - Guard 6-4 • 212 Montgomery, Ala. Pts: 17.9 Rebs: 3.5 Mins: 33.1	GS. - Guard 6-0 • 178 Grand Prairie, Texas Pts: 6.7 Rebs: 1.9 Mins: 24.2	GS. - Guard 6-1 • 216 Queens, N.Y. Pts: 15.4 Rebs: 2.6 Mins: 30.6



2014-15 AUBURN BASKETBALL GAME NOTES

8 NCAA TOURNAMENTS:
1984, 1985, 1986, 1987, 1988, 1999, 2000, 2003
2 SEC CHAMPIONSHIPS:
1960, 1999

#00 Malcolm Canada



Sr. - Guard
6-3 • 225
Austin, Texas
Pts: 5.6
Rebs: 2.2
Ast: 31
Mins: 21.5

Back-up point guard in 2013-14 ... Logging minutes at the point along with KC Ross-Miller and Tahj Shamsid-Deen as well as at the 4 ... Shooting .393 (24-61) from the floor and .750 (21-28) from the FT line ... 18 assists vs. 5 turnover over the past five games (5/0 vs. Winthrop, 2/1 vs. Xavier, 4/0 vs. Texas Southern, 2/2 vs. Middle Tennessee State, 5/2 vs. North Alabama) ... Career-high 6 rebounds against North Alabama to go along with 8 points and 5 assists ... Career-high 15 points in the win over Xavier ... Hit the game-winning free throws with 14 seconds left in the second OT ... Was 5-6 at the line against Xavier ... 5 points, 5 assists and 0 turnovers in 28 minutes against Winthrop

#1 KT Harrell



Sr. - Guard
6-4 • 212
Montgomery, Ala.
Pts: 17.9
Rebs: 3.5
Ast: 18
Mins: 33.1

Coaches' preseason All-SEC second team selection ... Top returning scorer in the SEC (18.3 ppg) ... Has scored in double figures in 54 out of 85 career games, in 41 out of 43 career games at Auburn and 12 out of 13 this season ... Surpassed the 1,000 career points barrier with a 3 with 13:39 left in the first half against Winthrop ... Now has 1,082 career points ... 781 of his points have come in the last year-plus at Auburn (301 points at Virginia from 2010-12) ... 19 20-point games during AU career including seven this season ... Second in the the SEC and 51st nationally in scoring (17.9 ppg) ... SEC leader in 3-point field goal percentage (.417) and 3-point field goals made per game (2.7) ... Team's high-scorer in 9 games ... SEC Player of the Week on Dec. 22 after wins over Winthrop and Xavier ... Season-high 25 points against both North Alabama (1/3) and Coastal Carolina (12/5) ... Nominee for the 2015 Allstate NABC Good Works Team

#4 Trayvon Reed



Fr. - Center
7-2 • 230
Mobile, Ala.
Pts: 2.3
Rebs: 3.7
Blk: 9
Mins: 13.2

Joined the team in December ... Shot blocker that is providing immediate help in the paint ... Tied for the team lead in blocked shots (9) ... Has recorded 27 percent of the team's blocks while only playing in six games ... 4 points, 5 rebounds and 5 blocks in double overtime win over Xavier ... Hit a pair of free throws in the second overtime ... 2 points, 2 blocks and 8 rebounds in 12 minutes against Winthrop ... Played 8 minutes at Clemson after going through just one practice and a shoot around after joining the team

#5 Cinneon Bowers



Jr. - Forward
6-7 • 278
Racine, Wis.
Pts: 13.7
Rebs: 11.3
Mins: 28.6

SEC leader and 5th nationally in rebounding (11.3 rpg) ... Also leads the league in defensive rebounds (7.8) and offensive rebounds (3.5) ... 11th in the league in scoring (13.7 ppg) ... 9th in the SEC in field goal percentage (.467) ... 147 total rebounds rank tied for seventh nationally ... Four straight double-doubles to open Auburn career and has eight on the season (1st in SEC, 10th nationally) ... 8 double-doubles are the most by an Auburn player in a season since Korvotney Barber finished with 13 in the 2008-09 season ... SEC Player of the Week (11/17) ... Career-high 20 points against North Alabama (1/3) and Louisiana (11/21) ... Double-double in Auburn debut with 18 points and 17 rebounds ... Has recorded 17 rebounds twice this season (Milwaukee, Winthrop), which are the most in the SEC this season ... CollegeSportsMadness.com SEC Player of the Week following wins over Winthrop and Xavier ... Named one of the top JUCO transfers to watch by CBSSports.com

#12 K.C. Ross-Miller



GS - Guard
6-0 • 178
Grand Prairie, Texas
Pts: 6.7
Rebs: 1.9
Ast: 32
Mins: 24.2

Graduated from New Mexico State and transferred to Auburn ... Working towards a Master's in adult education at Auburn ... Shares minutes at the point with Malcolm Canada and Tahj Shamsid-Deen ... Solid passer who averaged 3.5 assists per game last season at NMSU ... Back-to-back double-figure scoring games to start the season (13 vs. Milwaukee, 11 at Colorado) ... 27-33 at the free throw line (.818) ... 2.5 steals per game leads the SEC and are 15th nationally ... 32 total steals are 26th nationally ... 6 assists, 4 steals and 1 turnover against North Alabama ... Career-high-tying 5 steals against MTSU ... Hit the game-tying and game-winning free throws with 14 seconds left against Texas Southern ... 4 steals against Xavier, 3 of which came in the final 10:42 of the double-overtime contest ... Career-high 5 steals and season-best 4 rebounds against Oregon State


#13 Tahj Shamsid-Deen



So. - Guard
5-9 • 170
Decatur, Ga.
Pts: 6.1
Ast: 19
Mins: 24.7

Starting point guard as a freshman, has also been working at the 2 in coach Bruce Pearl's system ... Shot .408 from the field and .331 from 3-point range as a freshman ... Double-figure scoring in 2 games this season (11 vs. Oregon State, 21 vs. Louisiana) ... Was available but was held out of the win over North Alabama ... Career-high 21 points (18 in the second half) against Louisiana ... Was 5-10 from 3-point range (4-5 in the second half) in the Louisiana game after being 0-6 in the first two games combined ... Is now 10-36 (.278) from 3-point range on the season ... Season-high 5 assists vs. Coastal Carolina ... Wearing a right-shoulder brace after injuring it in the second half of the season-opener ... Came off the bench for the first time in his career against MTSU after starting 41 straight games

#14 Antoine Mason



GS - Guard
6-1 • 216
Queens, N.Y.
Pts: 15.4
Rebs: 2.6
Ast: 11
Mins: 30.6

Top returning scorer in the nation (25.6 ppg) ... 846 total points last season were third nationally and third-most in a single season at Niagara ... Transferred to Auburn as a graduate student after earning his degree in four years at Niagara ... Working towards a Master's in adult education at Auburn ... Son of former NBA player Anthony Mason ... Auburn is 6-0 when he is in the starting lineup ... Missed 6 games after suffering a sprained left ankle against Milwaukee ... Returned against Clemson and had 14 points on 4-9 shooting ... 19 points in Auburn debut vs. Milwaukee ... 12 of 19 points came in the second half ... 68th in ESPN's Top 100 College basketball players ... Number 3 on Jay Bilas' the Bilabator's "transfers who will make a difference" team (11/12) ... Named one of the top 20 transfers you need to know by CBSSports.com ... Became 522nd member of NCAA 2,000-career point club with a layup in the 2nd half of the win over Texas Southern ... Now has 2,042 career points



#20 Alex Thompson



So. - Forward
 6-9 • 210
 Dothan, Ala.
 Pts: 4.2
 Rebs: 3.0
 Mins: 14.2

Rejoined the team in December after taking a personal leave of absence for the first semester ... Spent the summer going through team practices before taking his leave of absence ... Big debut against Winthrop, matching his career high in points (8) and grabbing a career-best 6 rebounds in 15 minutes ... Played in 20 games as a freshman ... Averaged 1.0 ppg and 1.5 rpg in 7.8 mpg ... 12 of his 24 FGA (50 percent) came from 3-point range


#23 TJ Lang



Fr. - Guard
 6-7 • 193
 Mobile, Ala.
 Pts: 1.5
 Rebs: 0.9
 Ast: 4
 Mins: 9.4

Averaged 19 points as a senior in high school ... Originally signed with Virginia Tech but was granted a release from his NLI when the Hokies made a coaching change ... Son of NCAA Champion Antonio Lang (Duke, 1991 & 1992) ... Has attempted 14 shots and made 5, 4 from 3-point range where he is shooting 33.3 percent ... Career-high 5 points at Texas Tech, all coming in the first half ... 3-for-5 from the free throw line at Colorado ... Hit his only shot to stretch Auburn's lead to 67-61 with 4:45 left in the first half against Milwaukee

#24 Jack Purchase



Fr. - Forward
 6-8 • 198
 Melbourne, Australia
 Pts: 1.3
 Rebs: 1.1
 Ast: 4
 Mins: 13.0

Outside shooter that can play the 3 and the 4 ... Won a silver medal with the U17 Australian National Team at the 2012 FIBA World Championships in Launas, Lithuania ... Hit his first shot - a 3-pointer - in the loss at Colorado ... 13 of his 14 shots have been from 3-point range and all 3 of his makes have been from 3-point range (3-13, 23.1 percent) ... Half of his 8 rebounds came during the Oregon State and at Texas Tech games (2 each)

#25 Jordon Granger



Jr. - Forward
 6-8 • 210
 St. Louis, Mo.
 Pts: 4.8
 Rebs: 3.0
 Ast: 12
 Blk: 9
 Mins: 21.8

Can stretch the defense with his length and is used at the 3 and 4 spots ... Has been working on his outside shot ... 10-24 (.417) from 3-point range after being 0-2 in his career entering the season ... 9 blocks are tied for the team lead ... Limited to just 4 minutes against North Alabama due to a knee injury ... Perfect 3-3 from the floor for 7 points against Middle Tennessee State ... 10 points and 4 rebounds against Winthrop ... 9 points and career-high-tying 7 rebounds against Coastal Carolina ... Also tied his career-best with a pair of blocks ... 6 points on a pair of 3s as well as 5 boards at Texas Tech ... Monster put-back dunk against Oregon State (11/26) that was a #SCTop10 play ... Career-high 14 points on 4-5 shooting against Louisiana and also pulled down 6 rebounds ... Grabbed five rebounds at Colorado ... Then-career-high 8 points in the season-opener against Milwaukee

#41 Matthew Atewe



So. - Center
 6-8 • 230
 Ontario, Canada
 Pts: --
 Rebs: --
 Blk: --
 Mins: --

Reinjured the same left leg that caused him to have surgery this past off-season during the exhibition win over West Alabama ... Is out for the foreseeable future ... No timetable has been set for his return ... Top returning big man on Auburn's roster ... Will be relied on for his shot-blocking and rebounding abilities ... Had at least 1 block in 14 of the 24 games he played in as a freshman

#3 Patrick Keim



Fr. - Guard
 6-2 • 186
 Birmingham, Ala.
 Pts: 0.0
 Rebs: 0.0
 Ast: 0
 Mins: 0.7

First-year walk-on player ... Joined the team prior to the school year starting

#31 Devin Waddell



Jr. - Forward
 6-5 • 221
 Summerfield, N.C.
 Pts: 0.7
 Rebs: 1.2
 Blk: 1
 Mins: 8.3

Second-year walk-on ... Back-up center that has played in 9 games ... Has drawn 4 charges ... Hit his first career shot - a 3-pointer - in the loss at Colorado ... Career-high 19 minutes at Texas Tech

#22 CJ Holmes



Jr. - Guard
 6-1 • 192
 Washington, D.C.
 Pts: 1.5
 Rebs: 0.0
 Ast: 0
 Mins: 1.0

Third-year walk-on ... Has played in 6 career games ... Is 2-2 from the field in his career, including a 3-pointer in the 105-80 win over Louisiana this season.

#42 Cole Stockton



Jr. - Guard
 6-5 • 195
 Auburn, Ala.
 Pts: 0.0
 Rebs: 0.2
 Ast: 0
 Mins: 1.8

Joined the team from walk-on tryouts this fall ... Played JUCO at Shelton State for two years, averaging 8 points as a sophomore ... Has played in 4 games this season ... Played a season-high five minutes vs. Tulsa.



2014-15 AUBURN BASKETBALL GAME NOTES

8 NCAA TOURNAMENTS:
1984, 1985, 1986, 1987, 1988, 1999, 2000, 2003
2 SEC CHAMPIONSHIPS:
1960, 1999

Auburn vs. Vanderbilt

Auburn opens up conference play by facing familiar foe Vanderbilt, which holds an 85-51 advantage in the series. Auburn is in search of its first win over Vanderbilt since Jan. 6, 2007, as Vanderbilt has won each of the last nine in the series. Vanderbilt claimed the only match-up last year, winning 67-59 at Auburn Arena.

Auburn's last win at Memorial Gym in Nashville was Feb. 16, 2000.

AUBURN VS. VANDERBILT (51-85)

Series Notes

- All Games at Auburn: Vanderbilt leads 35-29
- All Games at Auburn Arena: Vanderbilt leads 3-0
- All Games at BEMC: Vanderbilt leads 18-15
- All Games at Vanderbilt: Vanderbilt leads 48-17
- All Games at Memorial Gym: Vanderbilt leads 35-13
- Kevin Stallings vs. Auburn: 14-5
- All Games at Neutral Sites: Auburn leads 5-1
- SEC Tournament Games: Auburn leads 6-2
- Current Series Streak: 9 by Vanderbilt
- Longest Auburn Streak: 6 ('83-'84/'85-'86)
- Longest Vanderbilt Streak: 13 ('32-'33/'39-'40)

Bruce Pearl vs. Vanderbilt

Bruce Pearl is 8-4 all-time against Vanderbilt, with all 12 meetings coming during his six seasons at Tennessee. Pearl and Tennessee were 3-3 at Nashville.

BRUCE PEARL VS. VANDERBILT (8-4)

Feb. 1, 2006	H	W	69	62
Mar. 4, 2006	A	W	68	59
Jan. 10, 2007	A	L	81	82
Feb. 10, 2007	H	W	84	57
Jan. 17, 2008	H	W	80	60
Feb. 26, 2008	A	L	69	72
Jan. 20, 209	A	W	76	63
Feb. 14, 2009	H	W	69	50
Jan. 27, 2010	H	L	76	85
Feb. 9, 2010	A	L	71	90
Jan. 15, 2011	H	W	67	64
Feb. 22, 2011	A	W	60	51

Auburn vs. the SEC

Auburn vs. the Southeastern

	AU:	Won	Lost
Alabama	58	91
Arkansas	16	31
Florida	87	75
Georgia	89	90
Kentucky	17	89
LSU	64	83
Mississippi State	73	67
Missouri	0	2
Ole Miss	73	55
South Carolina	22	15
Tennessee	37	74
Texas A&M	3	5
Vanderbilt	51	85
TOTALS	590	762

Beads of Courage

Beads of Courage: a group of Auburn players will be wearing beads on their shoes today to honor some young cancer fighters at the Birmingham Childrens Hospital. After each game they wear a bead the players will send an encouraging note and the bead they wore to a young boy or girl who has just completed another round of chemo.

(.436)

Bruce Pearl vs. the SEC

Bruce Pearl has a .625 or better record against 10 of the 14 SEC teams in all games. In SEC play he is the second-winningest coach in regular season SEC games among active coaches by percentage [.677 / 65-31], trailing only John Calipari [.762 / 64-20].

	Pearl:	Won	Lost
Alabama	5	3
Arkansas	5	3
Auburn	5	2
Florida	8	5
Georgia	10	3
Kentucky	4	9
LSU	5	3
Mississippi State	5	2
Missouri	0	1
Ole Miss	5	2
South Carolina	12	2
Tennessee	0	0
Texas A&M	0	0
Vanderbilt	8	4
TOTALS	72	39

(.649)

After the buzzer

Auburn opens the home portion of its conference schedule on Saturday, Jan. 10 at 6 p.m. when it plays host to Missouri at Auburn Arena. The game will air live on SEC Network.

Auburn in SEC Openers

Auburn is opening SEC play on the road for the second straight season after opening at Ole Miss last year, a 65-62 loss.

Auburn is in search of its first SEC-opening win since 2013 when it defeated LSU, 68-63, at home.

The last time Auburn opened the SEC season on the road and won was Jan. 5, 1984, when it defeated Alabama, 91-86, in Tuscaloosa. In between Auburn has gone 0-14 when opening conference play on the road.

Bruce Pearl in SEC Openers

Bruce Pearl went 5-1 in SEC openers as the head coach at Tennessee. His teams averaged 80.8 points per game and had an average margin of victory of 10.4 points per game.

BRUCE PEARL IN SEC OPENERS (5-1)

Jan. 8, 2006	at S. Carolina	W	76	69
Jan. 7, 2007	Miss. State	W	92	84
Jan. 9, 2008	Ole Miss	W	85	83

The Southeastern Conference...

- owns the nation's No. 1 non-conference strength of schedule
- owns the nation's No. 3 non-conference RPI
- is the only power conference to improve its RPI this season
- has 6 institutions with an RPI in the top 53
- has 10 institutions with an RPI in top 104

The Opponent

Vanderbilt

Location	Nashville, Tenn.
Enrollment	6,738
Conference	SEC
Record	9-3
Head Coach	Kevin Stallings
Record at VU/Years	310-195/16th
Overall record/Years	424-258/22nd

How The Teams Compare

Auburn	Stat	Vanderbilt
68.3	Pts.	73.8
66.2	Opp Pts.	61.5
.423	FG%	.505
.443	Opp FG%	.387
.313	3-FG%	.394
.296	Opp 3-FG%	.298
.631	FT%	.720
.657	Opp FT%	.634
33.7	Rebs	36.1
35.3	Opp Rebs	31.0
11.3	Assists	16.5
14.6	Turnovers	10.9
2.5	Blocks	4.8
8.0	Steals	4.6

Projected Starting 5 (based on last game)

#	Name	Pos.	Ht	Pts	Rebs	Ast.
11	Jeff Roberson	F	6-6	4.4	3.5	15
35	James Siakam	F	6-7	9.8	5.8	8
30	Damian Jones	C	6-10	16.6	7.1	13
0	Shelton Mitchell	G	6-3	5.2	2.8	65
13	Riley LaChance	G	6-2	13.1	2.8	34

Team Leaders

Points

KT Harrell	17.9
Damian Jones	16.6

Rebounds

Cinmeon Bowers	11.3
Damian Jones	7.1

Assists

K.C. Ross-Miller	32
Shelton Mitchell	65

Steals

K.C. Ross-Miller	32
Wade Baldwin IV	16

Blocks

Bowers/Granger/Reed	9
Damian Jones	24

Field Goal Percentage

Cinmeon Bowers	.467
James Siakam	.667

Made 3-Pointers

KT Harrell	35
Riley LaChance	27

Free Throw Percentage

K.C. Ross-Miller	.818
Riley LaChance	.900



Jan. 10, 2009	at Georgia	W	86	77
Jan. 14, 2010	Auburn	W	81	55
Jan. 8, 2011	at Arkansas	L	65	68

Don's the one

Junior Jordon Granger is the only Auburn player to have ever played at Vanderbilt, logging two minutes in the 2013 season.

Kareem Canty, who is redshirting this season, played at Vanderbilt while at Marshall, scoring 18 points in 37 minutes.

Ain't no mountain high enough

Three of Auburn's wins this season have come when it was trailing by 11-or-more points during the second half. Auburn trailed UW-Milwaukee by 12 with 11:09 to go and came back to win by 10, 83-73; Auburn trailed Xavier by 14 with 14:31 left and came back to win by a point, 89-88, in two overtimes; The latest comeback came against Texas Southern, which led by 11 with 14:42 left only to see Auburn claim a 61-60 win. All three games were played at Auburn Arena, where Auburn is 7-1 on the season.

Leading from wire to wire

Auburn led wire-to-wire in its win over Middle Tennessee State, scoring just 18 seconds into the game for a 2-0 lead. Auburn built a 14-point lead midway through the first half and then enjoyed a lead as big as 22 points in the second half. It was the second game Auburn never trailed in this season, also accomplishing it in the 80-62 win over Winthrop.

Auburn Media Relations

Auburn basketball practices are open to the public and media, with some exceptions. Media wanting to attend a practice must notify Associate Director of Media Relations Dan Froehlich no later than 12 p.m. CT the day of the practice they wish to cover.

Postgame Policies

Auburn's locker room is CLOSED following all games and practices. Auburn head coach Bruce Pearl and selected players will address the media in the media room following each game.

Following a 10 minute cooling off period, the winning team will have access to the media room. The losing team will follow the winning team.

Auburn head coach Bruce Pearl will address the media first and then go courtside to do postgame radio on the Auburn IMG Network. Fans are encouraged to stay after the game to take pictures and get autographs from Pearl following all games.



Dan Froehlich
 Associate Director of Media Relations
 334-844-9803 (o) • 334-750-1389 (c)
 danf@auburn.edu
 @DanTheMediaMan

Looking for a six pack

Auburn is in search of a sixth straight win on Tuesday. The last time Auburn won as many as six straight was in 2008-09 when it rattled off a seven-game winning streak from Dec. 6-Jan. 3. During that run Auburn defeated Louisiana-Monroe, Tuskegee, Virginia, Alabama State, Alabama A&M, Southeastern Louisiana and Tulane. South Carolina halted the run in the SEC opener, winning 68-56 in Columbia, S.C.

Mr. Double-Double

Cinmeon Bowers recorded his eighth double-double of the season in the win over North Alabama. His eight double-doubles are the most in a season at Auburn since Korvotney Barber had 13 in 2008-09 (36 games).

Bowers is one of just 14 players nationally to average a double-double and is one of just three from a Power 5 conference.

Player	School	PPG	RPG
Cinmeon Bowers	Auburn	13.7	11.3
Josh Hawkinson	Wash. St.	15.5	11.0
Jordan Mickey	LSU	16.3	10.3

The Reed factor

Since Trayvon Reed joined the team against Clemson, Auburn has seen a dramatic improvement on the defensive end of the floor. Below is a statistical comparison between the last six games with Reed and the first seven games without him. Despite playing in only six of the 13 games this season, Reed is tied for the team lead with nine blocked shots (1.5 blocks/game), a total that is 27.3 percent of Auburn's blocks on the season.

	W/ Reed	W/O Reed
Opponent FG%	.406	.477
Blocks/Game	3.8	1.4
Steals/Game	10.0	6.3
TOs Forced/Game	17.3	15.6

Taking care of the ball

Auburn point guard Malcolm Canada has gone for 18 assists against just 2 turnovers over the past six games (5/0 vs. Winthrop, 2/1 vs. Xavier, 4/0 vs. Texas Southern, 2/2 vs. Middle Tennessee State, 5/2 vs. North Alabama).

Opponent turnovers

The 24 turnovers forced by Auburn against Middle Tennessee State were the most the Tigers have forced in a game since forcing 24 turnovers vs. Grambling State on Dec. 11, 2012. The Tigers also tied a season-high with 12 steals versus the Blue Raiders, a mark Auburn previously reached this season at Clemson.

Perfect with Mason

Auburn is undefeated (6-0) when Antoine Ma-

Auburn when...

AUBURN RECORD BY STARTING LINEUP

Bowers-Granger-Harrell-Shamsid-Deen-Ross-Miller - 2-5
 Bowers-Granger-Harrell-Shamsid-Deen-Mason- 4-0
 Bowers-Granger-Harrell-Ross-Miller-Mason- 2-0

AUBURN DOUBLE-FIGURE GAMES POINTS

Harrell - 12; Bowers - 11; Mason - 7; Canada - 3; Ross-Miller - 4; Granger 2; Shamsid-Deen - 2;

REBOUNDS

Bowers - 8

DOUBLE-DOUBLES

Bowers - 8

AUBURN RECORD ALL SEC

Leading at halftime:	5-2
Tied at half:	
Trailing at halftime:	3-3
Shoot 50% or higher:	3-0
Shoot less than 50%:	5-5
Shoot higher % than opp.:	6-0
Shoot lower % than opp.:	2-5
Opp. shoot worse than 50%:	5-4
Opp. shoot 50% or higher:	3-1
Score less than 60 points:	0-4
Score 60-69 points:	2-1
Score 70-79 points:	1-0
Score 80-89 points:	4-0
Score 90-99 points:	
Score 100+ points:	1-0
Opp score less than 60 pts.:	1-3
Opp. score 60-69 points:	4-0
Opp. score 70-79 points:	1-1
Opp. score 80-89 points:	2-0
Opp. score 90-99 points:	0-1
Opp. score 100+ points:	
Outrebounded opponent:	5-1
Outrebounded by opponent:	3-4
Equal number of rebounds:	
Fewer turnovers than opp.:	4-2
Same turnovers as opp.:	3-0
More turnovers than opp.:	1-3
Make 8-or-more 3-pointers:	1-1
Make 7-or-fewer 3 pointers:	7-4
Games decided by 5 or fewer:	3-2
Overtime games:	1-0
On ESPN:	
On ESPN2:	0-1
On ESPN3:	1-1
On ESPNU:	1-1
On FSN:	1-1
On SECN:	4-1
On SECN+:	1-0
vs. SEC at Home:	
vs. SEC on Road:	
Games vs. ranked opp.:	
Games following a win:	4-3
Games following a loss:	3-2
More points in the paint:	5-1
Fewer/Same points in the paint:	3-4
More bench points than opp.:	3-2
Fewer or same bench points:	5-3
More 2nd-chance points:	5-1
Fewer or same 2nd-chance pts.:	3-4
More or same points of TOs:	7-0
Fewer points off TOs:	1-5
On Sunday:	0-1
On Monday:	1-2
On Tuesday:	1-0
On Wednesday:	2-1
On Thursday:	
On Friday:	2-1
On Saturday:	2-0



son is in the starting lineup, 2-4 when he doesn't play and 0-1 when he comes off the bench. Mason played 30 minutes in the season-opening win over UW-Milwaukee, pouring in 19 points, before hurting his ankle. He missed the next six games and then returned against Clemson, logging 28 minutes and scoring 14 points in the loss. He returned to the starting lineup the following game, which coincided with Auburn's current four-game winning streak.

Mason has scored at least 12 points in all seven games he has played at Auburn and the team averages 76.5 points when he is in the starting lineup, 15.2 points per game more than when he isn't (61.3).

50-point halves

Auburn scored 50 points in the second half of the win over North Alabama, the second time this season Auburn has scored at least 50 in a half. The other time occurrence was in the second half of the season opener against Milwaukee, when it scored 54.

Shamsid-Deen misses first start, first game

Tahj Shamsid-Deen was held out of the starting lineup against Middle Tennessee State and was limited to just 12 minutes off the bench as he nurses an injured right (non-dominant side) shoulder injury. It was the first game that the sophomore did not start since arriving at Auburn prior to last season. He was then held out completely against North Alabama, the first game he missed during his collegiate career.

Locking down the 3-point line

On the season Auburn is allowing its opponents to shoot just 29.6 percent from 3-point range, which is fifth in the SEC and 51st nationally. Five of Auburn's opponents have failed to hit better than 30.0 percent from deep in a game this season: Louisiana .200, Texas Tech .111, Coastal Carolina .280, Clemson .143, Winthrop .148.

That board is mine

Cinmeon Bowers is fifth in the country in rebounds per game (11.3), 22nd in offensive rebounds per game (3.5) and sixth in defensive rebounds per game (7.8). He has registered 10-plus rebounds in eighth games this season, including a SEC-high 17 against both Milwaukee and Winthrop. The last Auburn player to finish a season averaging double-figure rebounds was Mike Mitchell in 1974-75 with 11.4 rebounds per game. Since the 1950-51 season only 14 times has an Auburn player finished the year with a 10.0 rebounds per game average or better.

Auburn had four players score in double figures for the sixth time this season against Texas Southern. Auburn is 6-0 this season when having at least four players in double figures and 2-5 when having three or fewer in double figures.

Opponent	# AU 10+pt	Result
Milwaukee	4	W
Colorado	3	L
Louisiana	5	W
Tulsa	1	L
Oregon St.	5	W
Texas Tech	1	L
Coastal Carolina	1	L
Clemson	3	L
Winthrop	4	W
Xavier	4	W
Texas Southern	4	W
Middle Tennessee	3	W
North Alabama	3	W

Wins vs. losses

Auburn is scoring 79.4 points per game in its eight wins while holding its opponents to 67.6 points per game. In the five losses, Auburn is averaging 50.6 points, and hasn't scored more than 61 points, while allowing 63.8 points per game.

Auburn is shooting .476 from the floor and .355 from 3-point range in its wins and .336 from the floor and .258 from 3-point range in the losses.

Home vs. away

Auburn is 7-1 at home this season, averaging 77.2 points per game and shooting .457 from the floor and .356 from 3-point range while its opponents are scoring 66.2 points per game and are shooting .419 from the floor and .287 from 3-point range.

Auburn is 1-4 away from home this season, averaging 54.0 points per game and shooting .364 from the floor and .248 from 3-point range while its opponents are scoring 66.0 points per game and is shooting .491 from the floor and .315 from 3-point range.

Mason nets 2,000 career point

Graduate student transfer Antoine Mason became the 522nd player in NCAA history to record 2,000 career points when he hit a layup with 10:10 to go in the second half of the win over Texas Southern on Dec. 23. A four-year student-athlete at Niagara, he came to Auburn having scored 1,934 points and now has 2,042 points in his career.

In Auburn history Chuck Person (2,311 points from 1982-86), Mike Mitchell (2,123 points from 1974-78) and Wesley Person (2,066 points from 1990-94) have scored over 2,000 career points.

Bruce Pearl 'Fore the Children' raises over \$233,000

Bruce Pearl's Fore the Children Golf Classic was a huge success, raising over \$233,000 for Children's Harbor through a weekend full of events on October 26 and 27.

"Our monetary goal was lofty," Pearl said. "We thought we would be able to write a check for \$100,000 to Children's Harbor. I'm pretty pleased to say that we will be writing a check closer to the area of \$150,000 after everything gets paid for." [A check for \$233,345.83 was presented to Children's Harbor on Dec. 23 prior to the Auburn vs. Texas Southern game.]

"I really appreciate everything coach has done for us and all the support he has lent to us," Myrle Grate, COO of Children's Harbor said. "Children's Harbor raises every dime we have every year. We don't get any government subsidies or funding, we raise everything through private individuals so this fundraiser means that 5,000 kids can come to camp next summer and 35,000 people can come through our family center next year and receive support services."

The event, which was presented by Russell Lands and Alabama Power, began with a dinner auction at the Pearl's house and concluded with a golf tournament at Willow Point Golf and Country Club.

"Historically, educational things, kids and cancer have been the areas that my wife (Brandy) and I focused on," Pearl said. "At Children's Harbor, over 5,000 young people every summer get an opportunity to enjoy the beauty of camping at Lake Martin. They don't have to pay anything because of the efforts of the leadership."

Children's Harbor's mission is to help children with serious illness and their families. This is done at both the Lake Martin campus and the Birmingham Family Center. The 66-acre lake campus provides no cost camping facilities to over 23 different non-profit organizations. The Family Center at the Benjamin Russell Hospital for Children offers seriously ill children and their families free counseling for everyone involved, education services and tutoring, scheduled activities, an exercise room, a library, salon, laundry facilities and much more.

8 NCAA TOURNAMENTS:

1984, 1985, 1986, 1987, 1988, 1999, 2000, 2003

2 SEC CHAMPIONSHIPS:

1960, 1999

2014-15 AUBURN BASKETBALL GAME NOTES



Special Ks

When Antoine Mason scored his 2,000th career point, Auburn became the only school in the country to have an active 2,000- and 1,000- (KT Harrell) career point scorer on its roster.

The RPI factor

Auburn moved up 20 spots, from 167 to 147, following its victory over Xavier. Xavier came into the game number 51 in the RPI but dropped to 72 following the loss. Xavier is the highest-ranked RPI team to fall at Auburn Arena in its four-plus year history.

Auburn is now XXX in the official NCAA RPI.

KT passes 1K

With a 3-pointer with 13:49 to go in the first half against Winthrop, senior KT Harrell surpassed the 1,000 career points barrier. He finished the game with 14 points and now has 1,082 career points, having poured in 781 points in 43 career games at Auburn (18.2 points per game). During a two-year run at Virginia (2010-12), he averaged 7.2 points in 32 games before transferring closer to his hometown of Montgomery, Ala., prior to the 2012-13 season.

KT looking for 1K at Auburn too

KT Harrell has topped the 1,000 career points barrier and is now in search of 1,000 points at Auburn. At his current pace of 17.3 points per game, he would finish the 31-game regular season with 555 points, which would give him 1,103 points in 61 games at Auburn for a career average of 18.1 points per game. Of the 34 1,000-point scorers in Auburn history, Lee DeFore (1963-66) played in the fewest total games (72) and scored 1,386 points, finishing with a 19.0 scoring average. John Mengelt was the fastest Auburn player to 1,000 points, reaching the milestone in his 46th career game.

Pearl meet-and-greet in Nashville

The Auburn Alumni Association and the Greater Nashville Auburn Club will host a Meet-and-Greet with Bruce Pearl on Monday, Jan. 5 from 6-7:30 p.m. CT at the Courtyard Nashville/Vanderbilt. For more information contact Bill Kendrick (404-307-7354), the president of the Greater Nashville Auburn Club, or Taylor Logan with the Auburn Alumni Association (logantm@auburn.edu).

Road warriors

Auburn played three away games and two neutral site contests in the non-conference season. Among the 14-team SEC, only Arkansas and Ole Miss played as many true road games as Auburn.

2015-16 SIGNING CLASS

Auburn has signed four players in the early signing period. Auburn's signing class is ranked #10 by Rivals, #12 by 247sports and #19 by Scout while ESPN has ranked the class #19 and given it an A-minus for a grade.

BRYCE BROWN
DECATUR, GA (TUCKER HS)
6'2" GUARD

RECENT ACHIEVEMENTS

- 3-STAR BY ESPN, RIVALS AND SCOUT
- RANKED THE NO. 70 SHOOTING GUARD IN THE 247SPORTS TOP247

AUBURN BASKETBALL | AUBURNTIGERS.COM

T.J. DUNANS
ATLANTA, GA (COLUMBIA STATE CC)
6'5" GUARD

RECENT ACHIEVEMENTS

- 4-STAR BY 247SPORTS
- TOP-RANKED JUCO PROSPECT IN 247SPORTS COMPOSITE RANKINGS
- 2014-15 SPORTING NEWS PRESEASON JUCO PLAYER OF THE YEAR

AUBURN BASKETBALL | AUBURNTIGERS.COM

DANJEL PURIFOY
CENTREVILLE, AL (HARGRAVE MILITARY ACADEMY)
6'6" FORWARD

RECENT ACHIEVEMENTS

- 4 STAR BY SCOUT, 247SPORTS AND RIVALS
- RANKED #48 IN THE 247SPORTS TOP247 AND THE #9 SMALL FORWARD
- RANKED #21 OVERALL PLAYER IN THE SOUTHEAST BY ESPN

AUBURN BASKETBALL | AUBURNTIGERS.COM

NEW WILLIAMS
SANTA MONICA, CA (SANTA MONICA HS)
6'2" GUARD

RECENT ACHIEVEMENTS

- 4 STAR GUARD BY SCOUT, 247SPORTS AND RIVALS
- RANKED 32ND AMONG ALL SHOOTING GUARDS
- RANKED 104TH OVERALL

AUBURN BASKETBALL | AUBURNTIGERS.COM



Tough sledding to start

Texas Southern was the seventh team on Auburn's schedule that played in the 2014 NCAA Tournament, joining Milwaukee, Colorado, Louisiana, Tulsa, Coastal Carolina and Xavier. It has also faced a 2014 NIT team (Clemson) and a 2014 CBI team (Oregon State), giving Auburn nine of 13 non-conference games against 2014 post-season teams to start the season.

#CimCity

Junior Cinmeon Bowers posted an 18-point, 17-rebound double-double in his Auburn debut. The 17 rebounds were an Auburn Arena record and were the most by an Auburn player since Korvotney Barber pulled down 18 boards in 2009.

Bowers' double-double was the first in a season-opener by an Auburn player since Kenny Gabriel went for 18 points and 13 rebounds in the inaugural game at Auburn Arena in 2010.

The last player to record a double-double in his Auburn debut was David Hamilton, who scored 11 points and pulled down a game-high 10 rebounds in a 114-60 win over Southeast Louisiana to open the 1998-99 season.

Bowers followed that up with three more double-doubles and now has eight on the season, 10th in the country.

KT carrying the torch

KT Harrell has been Auburn's leading scorer in nine out of 13 games this season, topping 20 points seven times. He currently is second in the SEC in scoring at 17.9 points per game (51st nationally), first in 3-point field goal percentage (.417) and 3-point field goals made per game (2.7) and seventh in minutes played (33.1).

KT for 3!

KT Harrell set a career high with seven made 3-pointers in the game against Coastal Carolina. The seven made 3s was an Auburn Arena record for Auburn and the most made by an Auburn player in a single game since Tay Waller hit eight at Ole Miss in 2010.

At his current pace of 2.7 made 3s per game, Harrell would finish the 31-game regular season with 84 made 3-pointers, which would be tied for fifth in Auburn history. Lance Weems holds the school record with 108 made 3-pointers in 1995-96.

#CimCity Part 2

Cinmeon Bowers leads the SEC and is fifth nationally in rebounding (11.3). If Bowers were

to keep up his current pace of 11.3 rebounds per game over the rest of the regular season, he would finish the year with 350 rebounds and would break the school single-season rebound record of 347 set by Korvotney Barber set in 2008-09.

Double OT thriller

Auburn claimed an 89-88 win over Xavier on Saturday, Dec. 20, clawing back from a 13-point halftime deficit and a 14-point deficit with 14:31 left in the second half. The win was Auburn's first overtime win since a 69-68 home double-overtime win over Ole Miss on Jan. 14, 2012. Auburn had lost the last four overtime games it had played in and is now 48-50 (.490) all-time in overtime games.

Big debut for Thompson

Alex Thompson, who missed the first eight games after taking a personal leave of absence, returned to the floor against Winthrop and had an immediate impact, matching his career-high with 8 points and pulling down a career-best 6 rebounds in 15 minutes.

Trayvon Reed joins team

Trayvon Reed, a 7-foot-2, 230-pound center originally from Mobile, Ala, was added to the Auburn basketball roster, head coach Bruce Pearl announced on Friday, Dec. 12.

A consensus four-star prospect coming out of high school, Reed played AAU for Atlanta Xpress. ESPN ranked him as the 68th best prospect in the nation, 247sports.com ranked him 90th and Rivals.com ranked him 91st. As a senior he played at Life Center Academy in New Jersey. He spent the last semester at Elev8 Academy in Delray Beach, Fla.

Alex Thompson rejoins team

Alex Thompson rejoined the team at the semester break following a leave of absence for personal reasons. A sophomore forward, he played in 20 games last season, averaging 1.0 points and 1.5 rebounds in 7.8 minutes per game. Twelve of his 24 field goal attempts (50 percent) came from 3-point range last season.

Caps and gowns

When senior KT Harrell graduated from Auburn with a degree in psychology on Saturday, Dec. 13, he became the third player on Auburn's roster to have earned his undergraduate degree, joining Antoine Mason (Niagara '14, finance) and K.C. Ross-Miller (New Mexico State '14, sports management). Harrell will be working on a second major in public administration during the spring semester. Senior Malcolm Canada is set to graduate this spring with a degree in pub-

AUBURN IMG NETWORK

Auburn games are offered statewide via the Auburn IMG Sports Network to a full complement of affiliates that blanket the state of Alabama and portions of Georgia, Florida and Mississippi.

Auburn fans beyond affiliate radio coverage can listen to free, live streaming audio via AuburnTigers.com and Auburn's official mobile app.

MEN'S BASKETBALL AFFILIATES

City	FM	AM
Abbeville	WESZ-FM 98.7	
Alex City	WKGA-FM 97.5	
Andalusia	WAAO-FM 103.7	
Anniston	WTDR-FM 92.7	
Auburn	WGZZ-FM 94.3	
Birmingham	WAPI-FM 100.5	WAPI-AM 1070
Centre	WEIS-FM 100.1	WEIS-AM 990
Colquitt, Ga.	WCOQ-FM 90.5	
Columbus, Ga.	WHAL-AM 1460 & WDAK-AM 540	
Cullman	WKUL-FM 92.1	
Decatur		WHOS-AM 800
Demopolis	WZMJ-FM 106.5	
Dothan	WESP-FM 102.5	
Eufaula	WRVX-FM 97.9	
Evergreen	WPPG-FM 101.1	
Flomaton, Fla.	WPFL-FM 105.1	
Foley	WHEP-FM 92.5	WHEP-AM 1310
Fort Payne		WZOB-AM 1250
Gadsden	WTDR-FM 99.3	WTDR-AM 1350
Greenville	WQZX-FM 94.3	
Guntersville	WTWX-FM 95.9	
Hackleburg	WFMH-FM 95.5	
Huntsville		WBHP-AM 1230
LaGrange, Ga.	WELR-FM 102.3	
Mobile	WAVH-FM 106.5	
Montgomery	WLWI-FM92.3	WMSP-AM 740
Moulton	WALW-FM 98.3	
Muscle Shoals	WBTG-FM 106.3	WBTG-AM 1290
Opelika	WGZZ-FM 94.3	
Panama City, Fla.	WLTG-AM 1430	
Pensacola, Fla.	WPFL-FM 105.1	
Roanoke	WELR-FM 102.3	
Scottsboro		WZCT-AM 1330
Selma		WHBB-AM 1490
Sheffield	WBTG-FM 106.3	WBTG-AM 1290
Talladega	WTDR-FM 92.7	
Thomasville	WJDB-FM 95.5	WJDB-AM 630
Vernon	WJEC-FM 106.5	WVSA-AM 1380



lic administration.

Harrell 20 point games

Senior KT Harrell has scored 20-or-more points in seven out of 13 games this season and has now topped the 20-point mark 19 times in 43 career games at Auburn.

Charge it

As a team Auburn has drawn 23 charges on the year, including a team-best six by KT Harrell. Below is the season tally of charges taken by Auburn players.

Player Charges Drawn

KT Harrell.....	6
K.C. Ross-Miller.....	4
Devin Waddell.....	4
Malcolm Canada.....	3
Jack Purchase.....	2
Tahj Shamsid-Deen.....	2
Jordon Granger.....	1
Cole Stockton.....	1

Don from deep

Jordon Granger has gone 10-for-24 from 3-point range this season, knocking down a pair of 3-pointers against Milwaukee, Louisiana, Texas Tech and Winthrop. A junior, he was a combined 0-for-2 from 3-point range over his first two seasons in an Auburn uniform.

Hitting the century mark

Auburn's 105-point output against Louisiana marked the first time Auburn has scored 100 points in a game since a 105-56 win over Grambling State on Nov. 29, 2003, a span of 340 games.

The 100-point game marked the 53rd time in Auburn history that it has topped the 100-point mark while it was the 99th time a team led by Bruce Pearl scored 100 points.

20-point scorers

Auburn had three different players top the 20-point mark in its 105-80 win over Louisiana in KT Harrell (24 points), Tahj Shamsid-Deen (21) and Cinmeon Bowers (20). The last time Auburn had three players score at least 20 points in the same game was Nov. 26, 2002, when Marquis Daniels (27 points), Marco Killingsworth (24) and Derrick Bird (23) all did it in a 100-71 win over Georgia State.

Career-high nights

Auburn received career-high point tallies from Tahj Shamsid-Deen (21) Cinmeon Bowers (20), Jordon Granger (14) and Malcolm Canada (10) in the 105-80 win over Louisiana. Canada also had a career-best six assists (against one turnover) in the win while Shamsid-Deen tied

his career-best by hitting five 3-pointers (four in the second half) after entering the game 0-for-6 from deep.

Harrell SEC Player of the Week

KT Harrell was named SEC Player of the Week on Dec. 22 after averaging 19 points, five rebounds, 1.5 assists and one steal in wins over Winthrop and Xavier. He led Auburn with 24 points, seven rebounds and two assists in a double overtime win against the Musketeers. He made seven of his 12 shots in the second half. His 3-pointer with 2:24 left in regulation to completed Auburn's comeback from a 13-point second half deficit. The Xavier game marked his sixth 20-point effort of the season. He surpassed the 1,000 career point milestone in a 14-point outing against Winthrop.

Bowers named SEC Player of the Week

Cinmeon Bowers was named the SEC Player of the Week on Nov. 17 following his 18-point, 17-rebound performance in the opener against Milwaukee.

Harrell named preseason All-SEC

KT Harrell was named to the coaches' preseason All-SEC second team in a vote by the league's 14 head coaches.

A senior guard from Montgomery, Ala., Harrell is the top returning scorer in the SEC after averaging 18.3 points per game during the 2013-14 season. Last year he scored in double figures in 29 out of 30 games, including each of the first 21, to finish sixth in the league in scoring. He shot 43.3 percent from the floor, 35.9 percent from 3-point range and 87.0 percent from the free throw line. In SEC games, Harrell scored 17.9 points per game.

Harrell is the first Auburn player to be voted to the coaches' preseason All-SEC team since DeWayne Reed in 2009-10.

Atewe out

Matthew Atewe, a 6-foot-8 center, has missed the entire season thus far after injuring the same left leg he had a steel rod inserted into during off-season surgery. The Brampton, Ontario, Canada, native re-injured the leg during the second half of Auburn's exhibition win over West Alabama.

No timetable has been set for Atewe's return.

Playing with a short deck - Part I

Auburn's roster features six returning letter winners in sophomore center Matthew Atewe, senior guard Malcolm Canada, senior guard KT Harrell, junior forward Jordon Granger, sopho-

more guard Tahj Shamsid-Deen and sophomore forward Alex Thompson.

With the injury to Atewe, that reduces the number of scholarship returnees to just five for Bruce Pearl's first Auburn team.

Across the country, there are just 43 teams that return five-or-fewer letter winners. In the Power Five conferences, there are just seven teams: Auburn (5), LSU (5), Miami (2), Missouri (4), Oregon (3), Tennessee (4) and Vanderbilt (5).

Playing with a short deck - Part II

Auburn's scholarship players have an average height of 6.5 inches and there is just one player taller than 6-foot-9 on the roster (Trayvon Reed, 7-foot-2).

Top Scorers

Auburn will have two of the nation's top scorers from a year ago on the floor this season. Graduate student Antoine Mason transferred from Niagara for his final season after averaging 25.6 points per game last year, which was second nationally only to Doug McDermott of Creighton (26.9 ppg).

Additionally, senior KT Harrell is the SEC's top returning scorer after finishing sixth in the league last season at 18.3 points per game, which was 80th nationally.

All-conference players

During his 19-year head coaching career, Bruce Pearl has had at least one player selected First Team All-Conference in every season.

Pearl loves playing at home

Bruce Pearl has led his teams to an incredible 275-32 (.896) home record during his 20-year coaching career. Auburn is 49-31 (.613) at home in Auburn Arena, 7-1 (.875) under Pearl.

Spreading out the minutes

During his six-year tenure as head coach of Tennessee, Bruce Pearl had a total of 28 players average over 10 minutes per game on 55 occasions. During the Volunteers' run to the Elite Eight in 2009-10, 12 players averaged 10-plus minutes per game.

Through 13 games this season, Auburn has 10 players averaging double-figures in minutes, two of which has averaged over 30 minutes (KT Harrell - 33.1, Antoine Mason - 30.6) and seven that have averaged over 20 minutes.

46 percent of scoring returns

Despite having lost three of its starters from



last year's team, Auburn returns 46 percent of its scoring from the 2013-14 squad with senior guard KT Harrell (18.3 ppg) and sophomore guard Tahj Shamsid-Deen (9.5 ppg) accounting for 39 percent of the team's scoring last year.

Preseason Predictions

Auburn was picked to finish eighth in the 14-team SEC by the media at SEC Tipoff '15.

- 1. Kentucky (20)280
- 2. Florida258
- 3. Arkansas226
- 4. LSU223
- 5. Georgia204
- 6. Ole Miss168
- 7. Missouri123
- 8. Auburn113
- 9. Texas A&M111
- 10. Alabama109
- 11. Vanderbilt89
- 12. South Carolina86
- 13. Tennessee75
- 14. Mississippi State35

Late Night with Bruce Pearl

Auburn will play all but one of its games on television this year, which means a lot of late starts. Of Auburn's 31 scheduled games, 18 of them start at 7:30 p.m. CT or later, 15 start at 8 p.m. CT or later and three tip at 9 p.m. CT or later.

Arena sellouts

In the four-year history of Auburn Arena, the facility has reached its max capacity of 9,121 fans five times, the last time coming Jan. 19, 2013 against Kentucky.

Top 10 Auburn Arena crowds

Date	Opponent	Att.	W/L	Score
1/19/13	Kentucky	9,121	L	53-75
1/11/12	Kentucky	9,121	L	53-68
2/12/11	Mississippi St.	9,121	W	65-62
1/22/11	Alabama	9,121	L	58-68
11/12/10	UNC Asheville	9,121	L	69-70
1/30/14	Alabama	9,102	W	74-55
2/16/13	Florida	8,953	L	52-83
1/26/13	Ole Miss	8,740	L	61-63
1/18/14	Florida	8,683	L	61-68
2/18/12	Mississippi St.	8,336	W	65-55

Non-conference crowds

Auburn's game against North Alabama drew 8,169 fans to Auburn Arena, which was the second-largest crowd to watch a non-conference game in the Arena. The only non-conference game to draw a larger crowd was the 9,121 fans that saw the first-ever game in the Arena on Nov. 12, 2010, against UNC Asheville.

Auburn averaged 7,468 fans during the

non-conference season, which was larger than any year-end average in arena history.

Bruce Pearl undergoes successful surgery

Bruce Pearl underwent successful back surgery on Tuesday morning, Nov. 4. The surgery was performed by Dr. Colby Maher of the Andrews Institute in Pensacola, Fla. He was back on the sidelines for Auburn's exhibition game against West Alabama three days later.

Season tickets sold out

Auburn has sold out of men's basketball season tickets for the first time in Auburn Arena history. Individual game tickets and standing room only tickets are still available.



QUOTING THE TIGERS

Press Conference • January 5, 2015

Head Coach Bruce Pearl

Opening statement...

"There is a lot of math that is standing in front of us right now as we get ready to start SEC play. We, Auburn, are 0-14 in our last 14 road SEC openers. It has been since 1984 that we were able to open up and win on the road. That is a long time. Vanderbilt has won nine in a row against us. The last time Auburn won at Memorial Gym was in 2000. Daymeon Fishback was on that team and we visited about that on the telecast Saturday. This is part of the journey from where we started from. I got asked the question on the (SEC) teleconference about going back to Memorial Gymnasium and playing at Vanderbilt and now coaching at Auburn. We are just trying to work our way off the bottom. I want to try to instill in my team a desire to continue to try and earn a respect. You have to do it before you can have it. We don't have it and we don't deserve it and we haven't earned it yet. The opportunities are there. The other math that's difficult for us is Vanderbilt offensively is really, really good. Kevin (Stallings) is one of the best coaches I have ever gone up against. They run great stuff, hard to guard stuff. When I was at Tennessee, Tennessee, Vanderbilt, Florida, Kentucky were probably the (four) best teams in the SEC at that time and also the most talented teams in the league. You look back at Kevin's teams while I was there, he had a bunch of pros and guys got better. We had some great games. Since I left and got into working for ESPN, the last couple of years his teams haven't been as talented. I used to look and say, 'why wasn't I at Tennessee playing against those teams as opposed to Taylor and Festus Ezeli and all those guys. He went out last year and got himself a Top-25 recruiting class to go along with a pretty good group of sophomores and a couple of fifth-year seniors. He has a really good roster and they are big. They are probably the second-biggest team in the league behind Kentucky. We are obviously not very big. They will have some advantages on the inside as far as size and their length. It makes you a better coach when you go up against a great coach because he'll challenge everything we do."

On the emotions he will have on the first SEC game being at Vanderbilt...

"We had some many battles at Vanderbilt and very big games, games that were meaningful as far as SEC East championships and things like that. I'm proud of the three wins we (Tennessee) got up there. I don't know what the math says but there probably aren't many SEC coaches that have won there three times. We lost up there when we were number one in the country. Just some great games."

On if how he prepares changes for SEC play...

"It doesn't. One of the things I like about my teams is we try to become more consistent. I'll prepare as hard for the West Alabama exhibition game as I will for Vanderbilt and my players will see no difference in my intensity, my focus, my passion. You will see differences in theirs because they are young. That's what we try to do, is not have those kind of let downs but try to keep a very similar routine. What does happen sometimes in conference play, that semester starts up and we start to mix books and basketball again. It can be challenging for the players as we have practices almost every day and a couple of games a week. We just try to build on that foundation. What has Vanderbilt seen? What have shown them, what have we done so far? And how can we continue to add dimensions and counters and things that will help us be successful as we go into league play?"

On building momentum going into SEC play...

"It is a positive thing in the sense that our team has got to be more confident having 11 scholarship players available to us, having won five in a row and having beaten some good teams and feeling prepared. We talked about this first one. I just don't want us to go up there and be overwhelmed. Two years ago I had a Tennessee team that was one game away from the Final Four. After the first 15 minutes of basketball the score was 30-10 Vandy. That club that I had that was down 20 was a game away from the Final Four. That place can overwhelm you. I'm not anticipating that, nor am I planning for that, nor is that what I expect to see. I don't think our guys will be overwhelmed because they are not prepared."

On the difference in this Vanderbilt team from those he has faced in the past...

"They are younger, it is a very young team. What does that mean? It tends to mean that they will play better at home than on the road more so than an experienced team. That doesn't matter here because we are playing them at Vanderbilt. The youth shouldn't be a factor. If they were coming to Auburn Arena youth could be a factor. They have always been big. Kevin (Stallings) has always been big and athletic and long. Great size in their guards. From that standpoint they are similar. They don't run as much. When Kevin started coaching they looked a lot like Gene Keady's teams because that's who he coached for, then evolved a little bit. Then his teams began to run a little Princeton stuff because that was good and it fit that student-athletes that were at Vanderbilt. Then as he got better players it became more pro-style. Kevin's teams, and what makes him such a good coach, he's not running the same stuff that he ran when I coached against him at Tennessee. There is a lot of stuff that he's running now that's different."

On the season so far...

"We all looked at the schedule and in our mind figured out where we thought we could be. Given the reality of where we were when we got here and then after we built the really difficult schedule that we build, I've talked about the fact that this first year we are trying to avoid a disaster. And we still have 18 games left to try and avoid a disaster. As I looked at the schedule and looked at our team and looked at me and my ability, we could have been really disappointing. We have not been really disappointing yet. Would I have liked to have gotten Texas Tech at Texas Tech, yes. Would I have liked to have been more competitive at Colorado and Clemson, sure. Would I have liked to have avoided the upset to Coastal Carolina, yes, but Coastal Carolina is a really good team. Could there have been another game or two out there that we would have liked to have thought we could win, yes. There could have been couple of games out there that we won we could have lost. I would say that our RPI right now is probably as good as I could have hoped it would be. I believe we are at 105. It changes hourly based on how everyone else does. But it is hovering right near 100. That's pretty good. That's probably a little better than I would have expected in terms of a number this early in the season. A lot of work to be done."

On if he has seen what he wants to see so far...

"Yes. We have been a little inconsistent, and most teams are, but I'd like this team to be a little more consistent. I think we have carved out an identity for ourselves in our half-court defense. It will be challenged on Tuesday night. I'm not happy with our full court pressure at all. It's not enough of a factor and it's way behind where I hoped it could be. Our half court offense is slightly behind also. From a standpoint of chemistry, work ethic, preparation, I'd say I'm pleased with where this team is at, with how they are getting along. So much of what we do is off the court. I've been asked so many times about professional basketball and coaching the pros is all about the X's and O's. Coaching in college is so much more involved in stuff off the court. The academics, the community service, the growth and development, spiritual. Those are areas where we have made a lot of progress. We had a great semester academically. We had four players graduate since May. That's taken a lot of work. Dr. (Gary) Waters and his team have done an amazing job. We've had to hand out some discipline, we've had to make some roster adjustments and who knows what could happen tomorrow because that's the business that we're in. Just as soon as you say it you worry about it but our team has done a really good job in everything off the court. I'd say that's ahead of schedule. The attendance in the month of December was way beyond my expectations. It happened because Auburn family responded. It happened because this play hasn't seen competitive basketball in a while and it deserves it, Auburn deserves it. That's what I'm working toward, trying to create."



2014-15 AUBURN BASKETBALL GAME NOTES

8 NCAA TOURNAMENTS:
1984, 1985, 1986, 1987, 1988, 1999, 2000, 2003
2 SEC CHAMPIONSHIPS:
1960, 1999

Top 25 Polls (Dec. 29)

Associated Press	USA Today Coaches
1. Kentucky (65)	1. Kentucky (30)
2. Duke	2. Duke (1)
3. Virginia	3. Virginia
4. Wisconsin	4. Wisconsin
5. Louisville	5. Villanova
6. Villanova	6. Louisville
7. Gonzaga	7. Arizona
8. Arizona	8. Gonzaga
9. Iowa State	9. Iowa State
10. Utah	10. Texas
11. Texas	11. Maryland
12. Maryland	12. Utah
13. Kansas	13. Notre Dame
14. Notre Dame	14. Kansas
15. St. John's	15. West Virginia
16. Wichita State	16. Wichita State
17. West Virginia	17. St. John's
18. Oklahoma	18. Ohio State
19. North Carolina	19. Washington
20. Ohio State	20. North Carolina
21. Washington	21. Oklahoma
22. Baylor	22. Baylor
23. Northern Iowa	23. Northern Iowa
24. Colorado State	24. Colorado State
25. Georgetown	25. San Diego State

Others receiving votes:	Others receiving votes:
TCU, Virginia Commonwealth, San Diego St, Arkansas, LSU, George Washington, Old Dominion, Penn State, UNLV, Indiana, Minnesota, Florida, Stanford, California, Army, Davidson	Virginia Commonwealth, Georgetown, TCU, California, Arkansas, Seton Hall, Minnesota, Old Dominion, George Washington, Oklahoma St, LSU, Indiana, Connecticut, Illinois, Stanford, Georgia, Penn State

Date	Auburn in the polls		
	AP	Coaches	NCAA RPI
Preseason	--	--	--
Nov. 10	--	--	--
Nov. 17	--	--	--
Nov. 24	--	--	--
Dec. 1	--	--	--
Dec. 8	--	--	178
Dec. 15	--	--	166
Dec. 22	--	--	147
Dec. 29	--	--	152
Jan. 5	--	--	120

This week in the SEC

Team	SEC (Pct.)	Overall (Pct.)
Kentucky	0-0 (.000)	13-0 (1.000)
Arkansas	0-0 (.000)	11-2 (.846)
LSU	0-0 (.000)	11-2 (.846)
Alabama	0-0 (.000)	10-3 (.769)
Vanderbilt	0-0 (.000)	10-3 (.769)
Georgia	0-0 (.000)	9-3 (.750)
South Carolina	0-0 (.000)	9-3 (.750)
Texas A&M	0-0 (.000)	9-3 (.750)
Ole Miss	0-0 (.000)	9-4 (.692)
Tennessee	0-0 (.000)	8-4 (.667)
Auburn	0-0 (.000)	8-5 (.615)
Florida	0-0 (.000)	7-6 (.538)
Mississippi St.	0-0 (.000)	7-6 (.538)
Missouri	0-0 (.000)	6-7 (.462)

Upcoming Schedule

January 6 (Tuesday)		
*Arkansas at Georgia (ESPN)		6 pm
*Ole Miss at Kentucky (SEC Network)		6 pm
*Auburn at Vanderbilt (ESPNU)		8 pm
*Texas A&M at Alabama (SEC Network)		8 pm
January 7 (Wednesday)		
*Florida at South Carolina (SEC Network)		6 pm
*Tennessee at Mississippi St. (SEC Network)		8 pm
January 8 (Thursday)		
*LSU at Missouri (ESPN2)		6 pm
January 10 (Saturday)		
*Kentucky at Texas A&M (CBS Sports)		Noon
*Alabama at Tennessee (SEC Network)		1 pm
*Vanderbilt at Arkansas (SEC Network)		3:30 pm
*South Carolina at Ole Miss (FSN)		4 pm
*Missouri at Auburn (SEC Network)		6 pm
*Mississippi State at Florida (FSN)		6 pm
*Georgia at LSU (ESPNU)		8 pm

all times central

Auburn in the SEC & NCAA stats (Jan. 5)

Category	Team	Rank [NCAA]
Scoring	68.3	10th
Scoring Defense	66.2	12th
Scoring Margin	+2.2	13th
Free Throw %	.631	14th
Field Goal %	.423	14th
Field Goal % Def.	.443	14th
3-Pt. FG %	.313	t-10th
3-Pt. FG % Def.	.296	5th [51st]
Rebounding Off.	33.7	12th
Rebounding Def.	35.3	13th
Rebounding Margin	-1.6	14th
Blocked Shots	2.5	14th
Assists	11.3	12th
Steals	8.0	t-6th
Turnover Margin	+1.8	7th
Assist/TO Ratio	0.8	12th
Offensive Rebs.	10.9	9th
Defensive Rebs.	22.8	13th
Def. Reb. Pct.	.684	10th
Off. Reb. Pct.	.306	13th
3-Pt. FG Made	6.5	t-3rd
PLAYER Indiv. Rank [NCAA]		
Scoring		
KT Harrell	17.9	2nd [51st]
Cinmeon Bowers	13.7	11th
Rebounding		
Cinmeon Bowers	11.3	1st [5th]
Field Goal Pct.		
Cinmeon Bowers	.467	9th
KT Harrell	.459	10th
Steals		
K.C. Ross-Miller	2.5	1st [15th]
3-Point FG Pct.		
KT Harrell	.417	1st [50th]
3-Point FG Made		
KT Harrell	2.7	1st [61st]
Total 3-Point FG Made		
KT Harrell	35	[69th]
Offensive Rebounds		
Cinmeon Bowers	3.5	1st [22nd]
Defensive Rebounds		
Cinmeon Bowers	7.8	1st [6th]
Minutes Played		
KT Harrell	33.1	7th
Total Points		
KT Harrell	233	[91st]
Total Free Throw Attempts		
Cinmeon Bowers	80	[82nd]
Total Rebounds		
Cinmeon Bowers	147	[7th]
Total Steals		
K.C. Ross-Miller	32	[26th]
Double-Doubles		
Cinmeon Bowers	8	[10th]

[Top 100 only listed for NCAA stats]



NUMERICAL ROSTER

No.	Name	Pos.	Cl.	Ht.	Wt.	Exp.	Hometown (Previous School)	Twitter Handle
00	Malcolm Canada	G	SR	6-3	225	1L	Austin, Texas (Ellsworth CC)	
1	KT Harrell	G	SR	6-4	212	1L	Montgomery, Ala. (Virginia)	@KtHarrell1
3	Patrick Keim	G	FR	6-2	186	HS	Birmingham, Ala. (Mountain Brook)	@patch_k2
4	Trayvon Reed	C	FR	7-2	230	HS	Mobile, Ala. (Life Center Academy)	@TrayvonReed5
5	Cinmeon Bowers	F	JR	6-7	278	JC	Racine, Wis. (Chipola College)	@CinmeonBowers5
10	Kareem Canty	G	SO	6-0	183	TR	Harlem, N.Y. (Marshall)	@KCANTY1
12	K.C. Ross-Miller	G	GS	6-0	178	TR	Grand Prairie, Texas (New Mexico State)	@KCRossMiller12
13	Tahj Shamsid-Deen	G	SO	5-9	170	1L	Decatur, Ga. (Columbia)	@shimmy13_
14	Antoine Mason	G	GS	6-1	216	TR	Queens, N.Y. (Niagara)	@Antoine_Mason
20	Alex Thompson	F	SO	6-9	210	1L	Dothan, Ala. (Houston Academy)	@Athomp20
22	C.J. Holmes	G	JR	6-1	192	1L	Washington, D.C. (IMG Academy)	@_ceejay22au
23	TJ Lang	G	FR	6-7	193	HS	Mobile, Ala. (McGill Toolen)	@HWGNF
24	Jack Purchase	F	FR	6-8	198	HS	Melbourne, Australia (Carey Grammer)	@jackpurchase6
25	Jordon Granger	F	JR	6-8	210	2L	St. Louis, Mo. (McCluer North)	
31	Devin Waddell	G/F	JR	6-5	221	1L	Summerfield, N.C. (Hargrave Military Academy)	@BOP_BOP7
41	Matthew Atewe	C	SO	6-8	230	1L	Brampton, Ont., Canada (Notre Dame Prep)	@MatthewAtewe41
42	Cole Stockton	G	JR	6-5	195	TR	Auburn, Ala. (Shelton State)	
44	Stephen Bass	G	JR	6-6	175	HS	Murfreesboro, Tenn. (Siegel)	

COACHES & STAFF

Bruce Pearl	Head Coach	(Boston College '82 / 1st Year at Auburn)	@coachbrucepearl
Harris Adler	Assistant Coach	(Philadelphia College of Pharmacy & Science '98)	@harrisadler
Tony Jones	Assistant Coach	(Concordia (Mich.) '93)	@TJonesLive
Chuck Person	Assistant Coach		
Todd Golden	Dir. of Basketball Operations	(St. Mary's '07)	@CoachToddGolden
Jordan VerHulst	Video Coordinator	(Grand Valley State '08)	@jordanverhulst
Chad Prewett	Special Assistant to the Head Coach	(Troy State '94)	@coach_prewettAU
Jermile Brooks	Athletic Trainer	(Col. of Charleston '01)	
Damon Davis	Strength & Conditioning Coach	(Western Illinois '03)	@CoachD_AU
Steven Pearl	Asst. Strength & Conditioning Coach	(Tennessee '10)	@StevenPearl22

2014-15 Team Managers: Michael Banks, Ryan Brown, Aaron Christian, Harrison Evola, Jesufarahanmi (Far) Fadamiro, Braden Ladner, Jeremy Manning, Matt McCormack, Thomas Nortchutt, Brooks Ohman, Eric Schwob, Reed Watson, Bianca Webb

PRONUNCIATION GUIDE

Matthew Atewe	Atta-way
Cinmeon Bowers	sim-me-ON
Jordon Granger	Jore-DON Grain-jer
KT Harrell	Huh-RELL
Patrick Keim	Kime
Antoine Mason	An-twaan
Tahj Shamsid-Deen	Sham-sid-Deen
Jermile Brooks	Jer-mell



2014-15 AUBURN BASKETBALL GAME NOTES

8 NCAA TOURNAMENTS:
1984, 1985, 1986, 1987, 1988, 1999, 2000, 2003
2 SEC CHAMPIONSHIPS:
1960, 1999



#00 Malcolm Canada
Sr. • Guard
6-3 • 225
Austin, Texas



#1 KT Harrell
Sr. • Guard
6-4 • 212
Montgomery, Ala.



#3 Patrick Keim
Fr. • Guard
6-2 • 186
Birmingham, Ala.



#4 Trayvon Reed
Fr. • Center
7-2 • 230
Mobile, Ala.



#5 Cinmeon Bowers
Jr. • Forward
6-7 • 278
Racine, Wis.



#12 K.C. Ross-Miller
GS • Guard
6-0 • 178
Grand Prairie, Texas



#13 Tahj Shamsid-Deen
So. • Guard
5-9 • 170
Decatur, Ga.



#14 Antoine Mason
GS • Guard
6-1 • 216
Queens, N.Y.




#20 Alex Thompson
So. • Forward
6-9 • 210
Dothan, Ala.



#22 C.J. Holmes
Jr. • Guard
6-1 • 192
Washington, D.C.



#23 TJ Lang
Fr. • Guard
6-7 • 193
Mobile, Ala.



#24 Jack Purchase
Fr. • Forward
6-8 • 198
Melbourne, Australia



#25 Jordan Granger
Jr. • Forward
6-8 • 210
St. Louis, Mo.



#31 Devin Waddell
Jr. • Guard/Forward
6-5 • 221
Summerfield, N.C.



#41 Matthew Atewe
So. • Center
6-8 • 230
Ontario, Canada



#42 Cole Stockton
JR. • Guard
6-5 • 195
Auburn, Ala.



Bruce Pearl
Head Coach
First Year at Auburn
20th Year Overall



Harris Adler
Assistant Coach



Tony Jones
Assistant Coach



Chuck Person
Assistant Coach



SEASON / CAREER HIGHS

#00 MALCOLM CANADA

PTS.....	15 (Xavier 12/20/14)	15 (Xavier 12/20/14)
REBS.....	6 (North Alabama 1/3/15)	6 (North Alabama 1/3/15)
FG.....	5 (Xavier 12/20/14)	5 (Xavier 12/20/14)
FG ATT.....	9 (Xavier 12/20/14)	9 (Xavier 12/20/14)
3PT FG.....	2 (vs. Oregon State 11/26/14)	2 (vs. Oregon State 11/26/14)
3PT FG ATT.....	3 (North Alabama 1/3/15)	3 (North Alabama 1/3/15)
FT.....	5 (Xavier 12/20/14)	6 (2x, Miss. St. 2/15/14)
FT ATT.....	6 (Xavier 12/20/14)	8 (Nichols 11/8/13)
ASSISTS.....	6 (Louisiana 11/21/14)	6 (Louisiana 11/21/14)
STEALS.....	3 (2x, North Alabama 1/3/15)	3 (3x, North Alabama 1/3/15)
BLKS.....	1 (3x, Texas Southern 12/23/14)	1 (5x, Texas Southern 12/23/14)
MINS.....	37 (Xavier 12/20/14)	37 (Xavier 12/20/14)

#1 KT HARRELL

PTS.....	25 (2x, North Alabama 1/3/15)	29 (Boston College 12/22/13)
REBS.....	7 (2x, MTSU 12/29/14)	11 (Alabama 1/30/14)
FG.....	10 (2x, Xavier 12/20/14)	10 (3x, Xavier 12/20/14)
FG ATT.....	20 (Xavier 12/20/14)	20 (2x, Xavier 12/20/14)
3PT FG.....	7 (Coastal Carolina 12/5/14)	7 (Coastal Carolina 12/5/14)
3PT FG ATT.....	11 (at Colorado 11/17/14)	11 (at Colorado 11/17/14)
FT.....	8 (Milwaukee 11/14/14)	13 (Mississippi St. 2/15/14)
FT ATT.....	9 (Milwaukee 11/14/14)	14 (Mississippi St. 2/15/14)
ASSISTS.....	3 (2x, North Alabama 1/3/15)	6 (at S. Carolina 2/5/14)
STEALS.....	3 (Milwaukee 11/14/14)	3 (3x, Milwaukee 11/14/14)
BLKS.....	1 (Texas Southern 12/23/14)	1 (7x, Texas Southern 12/23/14)
MINS.....	44 (Xavier 12/20/14)	44 (Xavier 12/20/14)

#4 TRAYVON REED

PTS.....	4 (2x, MTSU 12/29/14)	4 (2x, MTSU 12/29/14)
REBS.....	8 (Winthrop 12/17/14)	8 (Winthrop 12/17/14)
FG.....	1 (5x, North Alabama 1/3/15)	1 (5x, North Alabama 1/3/15)
FG ATT.....	4 (Winthrop 12/17/14)	4 (Winthrop 12/17/14)
3PT FG.....		
3PT FG ATT.....		
FT.....	2 (2x, MTSU 12/29/14)	2 (2x, MTSU 12/29/14)
FT ATT.....	4 (2x, MTSU 12/29/14)	4 (2x, MTSU 12/29/14)
ASSISTS.....	1 (2x, Texas Southern 12/23/14)	1 (2x, Texas Southern 12/23/14)
STEALS.....		
BLKS.....	5 (Xavier 12/20/14)	5 (Xavier 12/20/14)
MINS.....	25 (Xavier 12/20/14)	25 (Xavier 12/20/14)

#5 CINMEON BOWERS

PTS.....	20 (2x, North Alabama 1/3/15)	20 (2x, North Alabama 1/3/15)
REBS.....	17 (2x, Winthrop 12/17/14)	17 (2x, Winthrop 12/17/14)
FG.....	8 (3x, North Alabama 1/3/15)	8 (3x, North Alabama 1/3/15)
FG ATT.....	15 (2x, at Clemson 12/14/14)	15 (2x, at Clemson 12/14/14)
3PT FG.....	1 (Louisiana 11/21/14)	1 (Louisiana 11/21/14)
3PT FG ATT.....	2 (at Clemson 12/14/14)	2 (at Clemson 12/14/14)
FT.....	6 (Milwaukee 11/14/14)	6 (Milwaukee 11/14/14)
FT ATT.....	11 (2x, Texas Southern 12/23/14)	11 (2x, Texas Southern 12/23/14)
ASSISTS.....	3 (Winthrop 12/17/14)	3 (Winthrop 12/17/14)
STEALS.....	3 (2x, Texas Southern 12/23/14)	3 (2x, Texas Southern 12/23/14)
BLKS.....	3 (2x, North Alabama 1/3/15)	3 (2x, North Alabama 1/3/15)
MINS.....	32 (5x, Texas Southern 12/23/14)	32 (5x, Texas Southern 12/23/14)

#12 K.C. ROSS-MILLER

PTS.....	13 (Milwaukee 11/14/14)	26 (at UTEP 11/23/13)
REBS.....	4 (2x, Coastal Carolina 12/5/14)	8 (Concordia-Selma 2/17/11)
FG.....	5 (at Colorado 11/17/14)	6 (at UTEP 11/23/13)
FG ATT.....	14 (at Colorado 11/17/14)	14 (at Colorado 11/17/14)
3PT FG.....	1 (4x, Texas Southern 12/23/14)	3 (2x, at Idaho 1/11/14)
3PT FG ATT.....	7 (Coastal Carolina 12/5/14)	7 (Coastal Carolina 12/5/14)
FT.....	7 (vs. Oregon State 11/26/14)	11 (at UTEP 11/23/13)
FT ATT.....	8 (vs. Oregon State 11/26/14)	14 (2x, at UTEP 11/23/13)
ASSISTS.....	6 (North Alabama 1/3/15)	10 (S. Alabama 12/28/13)
STEALS.....	5 (2x, MTSU 12/29/14)	5 (2x, MTSU 12/29/14)
BLKS.....		1 (2x, Missouri St. 12/22/12)
MINS.....	32 (vs. Oregon State 11/26/14)	37 (2x, at New Mexico 12/17/13)

#13 TAHJ SHAMSID-DEEN

PTS.....	21 (Louisiana 11/21/14)	21 (Louisiana 11/21/14)
REBS.....	4 (Xavier 12/20/14)	6 (Kentucky 2/12/14)
FG.....	7 (Louisiana 11/21/14)	7 (Louisiana 11/21/14)
FG ATT.....	16 (Louisiana 11/21/14)	16 (Louisiana 11/21/14)
3PT FG.....	5 (Louisiana 11/21/14)	5 (3x, Louisiana 11/21/14)
3PT FG ATT.....	10 (Louisiana 11/21/14)	10 (Louisiana 11/21/14)
FT.....	4 (vs. Oregon State 11/26/14)	6 (at Mississippi St. 1/22/14)
FT ATT.....	6 (vs. Oregon State 11/26/14)	7 (at Mississippi St. 1/22/14)
ASSISTS.....	5 (Coastal Carolina 12/5/14)	8 (Ark.-Pine Bluff 12/30/13)
STEALS.....	2 (2x, Louisiana 11/21/14)	3 (Ark.-Pine Bluff 12/30/13)
BLKS.....		1 (2x, Ark.-Pine Bluff 12/30/13)
MINS.....	34 (vs. Oregon State 11/26/14)	38 (at Arkansas 1/25/14)

#14 ANTOINE MASON

PTS.....	19 (2x, MTSU 12/29/14)	39 (Brown 12/29/13)
REBS.....	4 (2x, North Alabama 1/3/15)	12 (Rider 2/5/12)
FG.....	6 (North Alabama 1/3/15)	13 (3x, Marist 3/6/14)
FG ATT.....	14 (Milwaukee 11/14/14)	28 (Iona 1/31/13)
3PT FG.....	3 (2x, MTSU 12/29/14)	4 (2x, at Canisius 1/22/14)
3PT FG ATT.....	6 (Texas Southern 12/23/14)	11 (Iona 1/31/13)
FT.....	8 (Milwaukee 11/14/14)	15 (at Seton Hall 11/9/13)
FT ATT.....	13 (Milwaukee 11/14/14)	20 (at Seton Hall 11/9/13)
ASSISTS.....	3 (MTSU 12/29/14)	7 (Fairfield 12/2/11)
STEALS.....	2 (2x, MTSU 12/29/14)	6 (Brown 12/29/13)
BLKS.....		1 (multiple times)
MINS.....	32 (4x, North Alabama 1/3/15)	47 (Loyola 2/2/13)

#23 TJ LANG

PTS.....	5 (at Texas Tech 12/3/14)	5 (at Texas Tech 12/3/14)
REBS.....	3 (North Alabama 1/3/15)	3 (North Alabama 1/3/15)
FG.....	2 (at Texas Tech 12/3/14)	2 (at Texas Tech 12/3/14)
FG ATT.....	4 (at Texas Tech 12/3/14)	4 (at Texas Tech 12/3/14)
3PT FG.....	1 (4x, at Texas Tech 12/3/14)	1 (4x, at Texas Tech 12/3/14)
3PT FG ATT.....	2 (3x, at Texas Tech 12/3/14)	2 (3x, at Texas Tech 12/3/14)
FT.....	3 (at Colorado 11/17/14)	3 (at Colorado 11/17/14)
FT ATT.....	5 (at Colorado 11/17/14)	5 (at Colorado 11/17/14)
ASSISTS.....	2 (North Alabama 1/3/15)	2 (North Alabama 1/3/15)
STEALS.....		
BLKS.....		
MINS.....	18 (at Colorado 11/17/14)	18 (at Colorado 11/17/14)

#20 ALEX THOMPSON

PTS.....	8 (Winthrop 12/17/14)	8 (2x, Winthrop 12/17/14)
REBS.....	6 (Winthrop 12/17/14)	6 (Winthrop 12/17/14)
FG.....	3 (North Alabama 1/3/15)	3 (2x, North Alabama 1/3/15)
FG ATT.....	9 (Winthrop 12/17/14)	9 (Winthrop 12/17/14)
3PT FG.....	1 (2x, North Alabama 1/3/15)	2 (Missouri 1/11/14)
3PT FG ATT.....	3 (2x, North Alabama 1/3/15)	3 (3x, North Alabama 1/3/15)
FT.....	3 (Winthrop 12/17/14)	3 (Winthrop 12/17/14)
FT ATT.....	4 (2x, MTSU 12/29/14)	4 (2x, MTSU 12/29/14)
ASSISTS.....	2 (North Alabama 1/3/15)	2 (2x, North Alabama 1/3/15)
STEALS.....	1 (3x, MTSU 12/29/14)	3 (at South Carolina 2/5/14)
BLKS.....	1 (Winthrop 12/17/14)	1 (2x, Winthrop 12/17/14)
MINS.....	20 (North Alabama 1/3/15)	22 (Missouri 1/11/14)

#24 JACK PURCHASE

PTS.....	3 (3x, vs. Oregon State 11/26/14)	3 (3x, vs. Oregon State 11/26/14)
REBS.....	2 (2x, at Texas Tech 12/3/14)	2 (2x, at Texas Tech 12/3/14)
FG.....	1 (3x, vs. Oregon State 11/26/14)	1 (3x, vs. Oregon State 11/26/14)
FG ATT.....	5 (at Colorado 11/17/14)	5 (at Colorado 11/17/14)
3PT FG.....	1 (3x, vs. Oregon State 11/26/14)	1 (3x, vs. Oregon State 11/26/14)
3PT FG ATT.....	5 (at Colorado 11/17/14)	5 (at Colorado 11/17/14)
FT.....		
FT ATT.....		
ASSISTS.....	2 (Louisiana 11/21/14)	2 (Louisiana 11/21/14)
STEALS.....	1 (at Colorado 11/17/14)	1 (at Colorado 11/17/14)
BLKS.....		
MINS.....	19 (vs. Tulsa 11/24/14)	19 (vs. Tulsa 11/24/14)

#25 JORDON GRANGER

PTS.....	14 (Louisiana 11/21/14)	14 (Louisiana 11/21/14)
REBS.....	7 (Coastal Carolina 12/5/14)	7 (2x, Coastal Carolina 12/5/14)
FG.....	4 (Coastal Carolina 12/5/14)	4 (Coastal Carolina 12/5/14)
FG ATT.....	7 (Coastal Carolina 12/5/14)	7 (Coastal Carolina 12/5/14)
3PT FG.....	2 (3x, Winthrop 12/17/14)	2 (3x, Winthrop 12/17/14)
3PT FG ATT.....	4 (Winthrop 12/17/14)	4 (Winthrop 12/17/14)
FT.....	2 (Winthrop 12/17/14)	4 (at Missouri 2/2/13)
FT ATT.....	3 (2x, Winthrop 12/17/14)	4 (2x, at Missouri 2/2/13)
ASSISTS.....	2 (4x, Winthrop 12/17/14)	2 (4x, Winthrop 12/17/14)
STEALS.....	2 (2x, at Clemson 12/14/14)	2 (2x, at Clemson 12/14/14)
BLKS.....	2 (Coastal Carolina 12/5/14)	2 (2x, Coastal Carolina 12/5/14)
MINS.....	32 (Coastal Carolina 12/5/14)	32 (Coastal Carolina 12/5/14)

#31 DEVIN WADDELL

PTS.....	3 (at Colorado 11/17/14)	3 (at Colorado 11/17/14)
REBS.....	3 (Coastal Carolina 12/5/14)	3 (Coastal Carolina 12/5/14)
FG.....	1 (2x, at Texas Tech 12/3/14)	1 (2x, at Texas Tech 12/3/14)
FG ATT.....	3 (at Clemson 12/14/14)	3 (at Clemson 12/14/14)
3PT FG.....	1 (at Colorado 11/17/14)	1 (at Colorado 11/17/14)
3PT FG ATT.....	1 (at Colorado 11/17/14)	1 (at Colorado 11/17/14)
FT.....	1 (Coastal Carolina 12/5/14)	1 (Coastal Carolina 12/5/14)
FT ATT.....	2 (Coastal Carolina 12/5/14)	2 (Coastal Carolina 12/5/14)
ASSISTS.....	1 (at Clemson 12/14/14)	1 (at Clemson 12/14/14)
STEALS.....		
BLKS.....	1 (at Colorado 11/17/14)	1 (at Colorado 11/17/14)
MINS.....	19 (at Texas Tech 12/3/14)	19 (at Texas Tech 12/3/14)

#41 MATTHEW ATEWE

PTS.....	6 (2x, Kentucky 2/12/14)	6 (2x, Kentucky 2/12/14)
REBS.....	13 (Kentucky 2/12/14)	13 (Kentucky 2/12/14)
FG.....	2 (3x, at Florida 2/19/14)	2 (3x, at Florida 2/19/14)
FG ATT.....	4 (Kentucky 2/12/14)	4 (Kentucky 2/12/14)
3PT FG.....		
3PT FG ATT.....		
FT.....	3 (2x, Florida 1/18/14)	3 (2x, Florida 1/18/14)
FT ATT.....	6 (Florida A&M 1/4/14)	6 (Florida A&M 1/4/14)
ASSISTS.....	2 (Florida 1/18/14)	2 (Florida 1/18/14)
STEALS.....	2 (Mississippi St. 2/15/14)	2 (Mississippi St. 2/15/14)
BLKS.....	4 (2x, Kentucky 2/12/14)	4 (2x, Kentucky 2/12/14)
MINS.....	29 (Kentucky 2/12/14)	29 (Kentucky 2/12/14)

#42 COLE STOCKTON

PTS.....		
REBS.....	1 (vs. Tulsa 11/24/14)	1 (vs. Tulsa 11/24/14)
FG.....		
FG ATT.....		
3PT FG.....		
3PT FG ATT.....		
FT.....		
FT ATT.....		
ASSISTS.....		
STEALS.....		
BLKS.....		
MINS.....	5 (vs. Tulsa 11/24/14)	5 (vs. Tulsa 11/24/14)



Bruce Pearl is a proven winner. In 19 seasons as a head coach he has never had a losing season. He has also guided his team to the NCAA Tournament 17 times. And when he's not winning basketball games, he's winning the hearts of a fan base badly wanting a winner.

In the month following Auburn's hiring of Pearl, deposits towards Auburn general public season tickets were up 258 percent over the previous season from the same point while donations towards scholarship ticket were up 560 percent in that same time period. All this for a man that has

a .700 (231-99) winning percentage at the Division I level and a .761 (462-145) winning percentage overall.

"Tremendous hire by Jay Jacobs," ESPN Basketball Insider Jeff Goodman said the day Pearl was hired. "He is a proven winner – and it's just a matter of time before he makes Auburn relevant nationally in basketball. He is one of those rare guys that can both coach and recruit – and get his guys to play hard on a consistent basis. This is the ultimate home run hire."

Heading into the 2014-15 season, Pearl is one of just 10 current head coaches at a Division I school with a minimum of 10 years of experience and no losing seasons. The top three on that list – Jim Boheim of Syracuse (38 years), Roy Williams of North Carolina (26) and Tom Izzo of Michigan State (19) – have all led their teams to National Championships, something else Pearl did as he led Southern Indiana to the NCAA Division II Championship game in back-to-back seasons, winning it all in 1995.

Pearl's impact on the Auburn community has been apparent since the day he was hired on March 18, 2014. A crowd in excess of 3,000 fans, half of which were students, showed up to Pearl's press conference in Auburn Arena, for which Pearl bought the students pizza. Ever since he has been visible throughout the Auburn campus, showing up on the concourse in a dunk tank as part of a fraternity fundraiser and returning two weeks later alongside football coach Gus Malzahn, women's basketball coach Terri Williams-Flournoy, baseball coach Sunny Golloway and university president Dr. Jay Gogue encouraging students to 'Crush Finals.' He also regularly eats meals amongst the students on campus, engaging himself unlike any other coach or staff member on Auburn's campus.

"Bruce Pearl is a great hire for Auburn," ESPN's Jay Bilas said. "He will bring an energy and enthusiasm to the program that will be contagious, and he's a truly outstanding coach. Pearl has the goods, and he can really sell them too."

Pearl's 19 years of coaching experience covers three stops. He began his head coaching career with a nine-year stay at Southern Indiana, taking the program to the tournament each season, going 231-46 (.834) from 1992-2001. From there he made the move to Wisconsin-Milwaukee, taking the Panthers to the NIT once and the NCAA Tournament twice, including a 2005 Sweet 16 appearance. After compiling an 86-38 (.694) record at UW-Milwaukee, Tennessee tabbed him as its leader in 2005 and he responded by taking the program to six straight NCAA Tournament appearances, two Sweet Sixteens (2007, 2008) and the 2010 Elite Eight, which was the most successful six-year run in Volunteers history.

During Pearl's stay at Tennessee, the Volunteers topped the 20-win mark five times and was the SEC's winningest program during his six seasons, winning the 2008 SEC regular season SEC Championship, the 2006, 2008 and 2009 SEC Eastern Division titles and earned the school's first-ever No. 1 national ranking. From 2006-11, Tennessee went 65-31 (.677) in league play, better than every team in the conference during that time period.

Pearl's preferred style of play, a high-scoring, pressure-type scheme, has proven to be very exciting and very successful throughout the years. His teams have led their

Bruce Pearl

Head Coach

First Season at Auburn

20th Season Overall • 470-150 (.758)

conference in scoring 16 of the 19 years that he has been a head coach. His Tennessee squads were the SEC's scoring champion in four of his seasons on Rocky Top, averaging 77.4 points per game while allowing 70.5 ppg. At the Division I level, his teams have topped the 100-point mark 14 times, including a high of 124 in 2009 as well as 121 points in the 2007 NCAA Tournament. In his second year as coach at Southern Indiana the team averaged 101.7 ppg. Twice he has coached the league's leading scorer in UW-Milwaukee's Dylan Page in 2004 (20.9 ppg) and Tennessee's Chris Lofton in 2007 (20.8 ppg).

"(Pearl) has taken down a lot of high-flying teams as the coach at Tennessee," ESPN.com's Pat Forde wrote in March 2010. "Playing his Volunteers is hazardous to your ranking."

During Pearl's stay at Tennessee, he attracted outstanding players to Knoxville. Wayne Chism was Pearl's first marquee signee at Tennessee. The Volunteers went 104-38 during Chism's four-year career, and he walked off the court in 2010 as the school's all-time leader in games played and wins. Chism also appeared in more NCAA Tournament games and logged more wins in the "Big Dance" than any Vol in history.

But perhaps more important is the fact that Chism extended a trend that followed Pearl throughout his stay at Tennessee. Every player that played four years for Pearl at Tennessee earned their college degree.

Boasting a .700 winning percentage over 10 Division I seasons, Pearl has done it against some of the toughest schedules in America. Tennessee sought out non-conference matchups with the most prominent teams and players on the collegiate landscape. During his stay at Tennessee the Volunteers defeated Kevin Durant and Texas, Derrick Rose and Memphis, Greg Monroe and Georgetown, Matt Bouldin and Gonzaga, Sherron Collins and Luke Aldrich of Kansas and Ohio State with National Player of the Year Evan Turner. That's in addition to logging SEC wins against future NBA standouts such as Ronnie Brewer, Glen Davis, Joakim Noah, Rajon Rondo and John Wall.

Playing such a difficult schedule led to an average year-end RPI of 17 as well as three top-five seeds in the NCAA Tournament. Twice Tennessee landed in the top 10 in the final national rankings, with a high of No. 5 after logging a school-record 31 wins in 2007-08.

Tennessee's on-court success never came at the expense of academics. Tennessee had 31 SEC Academic Honor Roll selections under Pearl and nine members of the 2006-07 squad earned SEC Academic Honor Roll recognition.

"You can't serve unless you are called upon."

That has been an oft-quoted Pearl mantra throughout his time at Tennessee and has been carried over to his early days at Auburn. An ambassador for the university, Pearl's selfless community service work and generous stewardship made him one of the most influential public figures in the state of Tennessee. He was named "Knoxvillian of the Year" by Knoxville Metro Pulse in 2008 and also received the prestigious "Knoxville Award" in 2010. The UT basketball program also earned the UT Men's Community Outreach Team Award twice in his six seasons.

Pearl realized a lifelong dream in the summer of 2008 when his country called upon him to serve as head coach of Maccabi USA's open men's basketball team at the 18th World Maccabiah Games in Israel. He led the American squad to the gold medal for just the third time in 24 years, toppling favored Israel in the title game.

8 NCAA TOURNAMENTS:**1984, 1985, 1986, 1987, 1988, 1999, 2000, 2003****2 SEC CHAMPIONSHIPS:****1960, 1999****2014-15 AUBURN BASKETBALL GAME NOTES**

The Maccabiah gold marked Pearl's 16th championship during his head coaching career. In 19 seasons at the collegiate level, his teams have made a remarkable 17 NCAA Tournament appearances and racked up 26 NCAA Tournament wins. Only three times in 19 years has a Pearl-coached team not led its conference in scoring, and his squads have finished either first or second in their respective leagues an astounding 14 times.

Pearl has garnered six National Coach of the Year awards, and his teams have set school records for wins at three different universities (29 at Southern Indiana in 1995, 26 at UW-Milwaukee in 2005 and 31 at Tennessee in 2008). His teams have also won at least 10 games in league play in nine out of his 10 seasons as a Division I head coach.

His NCAA Tournament resume is equally as impressive – as he is one of only seven active head coaches who has led his teams to 10 NCAA Sweet Sixteen appearances. From 2007-2010, Tennessee stood alongside Kansas, Memphis, Michigan State, UNC and Xavier as the only programs in America to reach the Sweet 16 three times.

While Pearl often exults that “it’s all about the players,” some of his most successful pupils direct the praise Pearl’s way.

“When BP first got (to Tennessee), I was just a shooter,” three-time All-America Chris Lofton said. “But by the time I left, he and his staff had made me into a scorer.”

Current Indiana Pacers guard C.J. Watson is one of more than a dozen players Pearl and his staff have developed in NBA contributors.

“Coach Pearl gets all the credit for my success because he turned me into the player I’ve become,” Watson said. “He was the one who got me to attack the basket and allowed me to play more aggressive.”

During the Pearl era, Tennessee played more than 70 games on national television, and a Volunteer appeared on the cover of Sports Illustrated four times. In addition, Tennessee was featured in an ESPN College GameDay matchup four straight seasons.

“Pearl has done a magnificent job of building confidence and belief in his players – and of selling his program to those closest to it – his own students and fans,” Bilas said.

Pearl’s coaching career began at his alma mater, Boston College, as a student assistant coach to the legendary Dr. Tom Davis. After 14 seasons seated to the right of Davis, the 32-year-old Pearl embarked on his own head coaching career. But Pearl’s first break came during his undergraduate career at BC when Davis offered him a position of student assistant in 1978. In 1981, the Eagles won the Big East Conference championship and reached the Sweet Sixteen of the NCAA Tournament. The following season, BC advanced to the Elite Eight.

When Davis moved on to Stanford in 1982, Pearl joined his staff as an assistant coach and then, at the age of 23, was promoted to associate head coach for the Cardinal. While in Palo Alto, Calif., they ended a streak of 20 consecutive losing seasons with a 19-12 overall record in 1983-84, laying the groundwork for a resurgence in Stanford basketball. During that time, they recruited four players who were drafted by the NBA, including Todd Lichti, who finished his career as Stanford’s all-time leading scorer with 2,336 career points.

After four seasons on the West Coast, Pearl followed Davis to Iowa in 1986. Over the course of the next six seasons, the Hawkeyes received five NCAA Tournament berths while compiling a 129-63 overall record. In 1987, the Hawkeyes recorded a 30-5 mark and advanced to the Elite Eight before falling to UNLV. And in 1988, Pearl was recognized as one of the top Division I assistants in the country by Basketball Weekly while helping direct the Hawkeyes to the Sweet Sixteen.

His six seasons in Iowa City helped produce 11 NBA draft picks for the Hawkeyes, including Brad Lohaus, Kevin Gamble, B.J. Armstrong, Roy Marble and Acie Earl.

“From the time I met him he was able to get the most out of me as a player,” Lohaus said. “He understood my personality and knew how to motivate me. He believed in me when others did not.

“He still stays in touch, offering his friendship and advice.”

These 14 seasons with Davis provided Pearl a foundation of basketball knowledge that enabled him to move on to a head coach position.

“I feel like I had a great mentor in Dr. Tom Davis,” Pearl said. “If you’re any good at anything, chances are you had somebody pretty good who taught you how to do it. I had the pleasure of being by his side for 14 years. He was a brilliant defensive strategist. He taught me how to press and how to run, but more than anything else, he taught me how to work with young people, how to be patient, how to be disciplined and how to get the most out of them, even more than they ever dreamed they could have.”

Pearl’s first head coaching opportunity came at Southern Indiana, a Division II school located in Evansville, Ind.

Inheriting a team that had won only 10 games the previous season, Pearl’s first squad at USI posted a 22-7 record and advanced to the NCAA Tournament. That first season was a precursor of things to come for the school. Over the next nine seasons, the Screaming Eagles posted a 231-46 (.834) record and won four Great Lakes Valley Conference championships.

They received NCAA Tournament bids in each of Pearl’s nine seasons and advanced to the Sweet Sixteen six times. USI experienced unparalleled postseason success under Pearl’s guidance. The Screaming Eagles won a national championship in 1995 and finished second in 1994. In nine postseason appearances, USI won 16 NCAA Tournament games.

After winning the national championship in 1995, Pearl was named the National Association of Basketball Coaches (NABC) Division II Coach of the Year. Twice (1993 and 1994) he was named the Great Lakes Valley Conference Coach of the Year, and in 2000, he garnered NABC Great Lakes Region Coach of the Year honors.

Late in the 2000 season, Pearl earned his 200th career win, making him the fastest coach in NCAA history to reach the 200-victory mark at one school. Needing just 240 games, Pearl easily broke the record of 250 that had been held by North Carolina State’s Everett Case.

In Pearl’s four years as head coach at UW-Milwaukee, the Panthers won a pair of Horizon League regular-season titles (2004 and 2005) and two Horizon League Tournament championships (2003 and 2005). They advanced to Division I postseason play for the first time in school history, making two NCAA Tournament appearances (2003 and 2005) and receiving an NIT bid (2004).

In 2005, Pearl led the Panthers to the most successful season in school history. In addition to winning regular season and conference tournament titles, UWM made its’ first-ever appearance in the Sweet Sixteen.

Pearl’s 51-13 (.797) record in Horizon League games gave him the best winning percentage of any coach in league history. He became the second-fastest coach to win 300 career games with a 73-56 win over Loyola Jan. 8, 2005.

A native of Boston, Mass., Pearl received his bachelor’s degree in business administration from Boston College in 1982, graduating cum laude. Pearl has two daughters, Jacqui and Leah, and two sons, Steven and Michael. He is married to the former Brandy Miller of Sevierville, Tenn.



Bruce Pearl

Coach Bruce Pearl

Hometown..... Boston, Mass.
High School..... Sharon
Alma Mater Boston College '82

Coaching History

2014-Present Auburn - Head Coach
2005-2011 Tennessee - Head Coach
2001-2005 Milwaukee - Head Coach
1992-2001 Southern Indiana - Head Coach

Coaching Record

Table with columns: Year, School, Title, Rec., Pct., Conf., Postseason. Rows include seasons from 92-93 to 14-15 and a Totals row.

20 Seasons..... 470-150 (.758)
1 Season at Auburn..... 8-5 (.615)
6 Seasons at Tennessee..... 145-61 (.704)
4 Seasons at Milwaukee..... 86-38 (.694)
9 Seasons at S. Indiana..... 231-46 (.834)
Division I - 11 Seasons 239-104 (.697)

17 NCAA Tournament Appearances (26-16)
10 Sweet Sixteens
1 Elite Eight

7 Regular-season conference championships (4 GLVC, 2 Horizon, 1 SEC)

Fastest Active Coaches To 400 Wins

Table with columns: Coach, Current School, Games, Season, Record. Rows for Roy Williams and Bruce Pearl.

- 2008 SEC Co-Coach of the Year •
• 2008 Rupp Cup Co-winner •
• 2006 & 2008 AP SEC Coach of the Year •
• 2006 Basketball Times, CBSsportsline, Sporting News National Coach of the Year •

Bruce Pearl has a record of .625 or better against 10 Southeastern Conference foes

Table with columns: School, Rec., School, Rec. Rows for S. Carolina, Georgia, Vanderbilt, Florida, Auburn, Miss. State, Ole Miss.

SEC's third-winningest active coach by percentage [min. 5 years]

Table with columns: Coach, Pct., Wins-Losses. Rows for John Calipari, Billy Donoran, Bruce Pearl, Andy Kennedy, Kevin Stallings.

SEC second-winningest in regular season SEC games among active coaches by percentage [min. 5 years]

Table with columns: Coach, Pct., Wins-Losses. Rows for John Calipari, Bruce Pearl, Billy Donoran, Andy Kennedy.

One of just 10 current head coach in Division I with a minimum of 10 years of experience and no losing seasons

Table with columns: Coach, School, Years. Rows for Jim Boheim, Roy Williams, Tom Izzo, Bo Ryan, Mark Few, Thad Matta, John Thompson III, Mike Anderson, Jamie Dixon, Bruce Pearl.

8 NCAA TOURNAMENTS:
1984, 1985, 1986, 1987, 1988, 1999, 2000, 2003
2 SEC CHAMPIONSHIPS:
1960, 1999

2014-15 AUBURN BASKETBALL GAME NOTES



Bruce Pearl vs. All Teams

Team	Totals	Home	Away	Neutral	First/Last	Team	Totals	Home	Away	Neutral	First/Last
Abilene Christian	2-0	1-0	--	1-0	1999/2000	Mississippi	5-2	3-0	1-2	1-0	2006/2011
Air Force	1-1	1-0	0-1	--	2004/2004	Mississippi State	5-2	2-1	3-0	0-1	2006/2011
Alabama	5-3	1-2	2-1	2-0	2005/2011	Mississippi Valley State	2-0	1-0	1-0	--	2002/2002
Alabama A&M	1-0	1-0	--	--	2005/2005	Missouri	0-1	--	0-1	--	1992/1992
American	1-0	--	--	1-0	2008/2008	Missouri-St. Louis	9-0	4-0	5-0	--	1996/2001
Appalachian State	1-0	1-0	--	--	2005/2005	Missouri Southern State	1-1	1-1	--	--	1993/2000
Arkansas	5-3	3-1	1-1	1-1	2006/2011	Missouri State	1-0	1-0	--	--	2010/2010
Arkansas-Monticello	1-0	1-0	--	--	2007/2007	Montana	1-0	1-0	--	--	2003/2003
Armstrong State	1-0	1-0	--	--	1998/1998	Murray State	2-0	1-0	--	1-0	2005/2006
Ashland	6-0	3-0	3-0	--	1993/1995	Nebraska-Omaha	1-0	--	--	1-0	2001/2001
Auburn	5-2	3-0	1-2	1-0	2006/2011	New Hampshire	2-0	--	--	2-0	1994/1995
Austin Peay	1-0	1-0	--	--	2009/2009	Norfolk State	1-0	--	--	1-0	1995/1995
Bellarmine	19-1	10-1	7-0	2-0	1993/2001	North Alabama	1-0	1-0	--	--	2014/2014
Belmont	3-0	3-0	--	--	2008/2010	North Carolina	0-1	--	--	0-1	2006/2006
Boise State	0-1	--	0-1	--	2004/2004	North Carolina A&T	2-0	2-0	--	--	2007/2009
Boston College	1-0	--	--	1-0	2005/2005	UNC-Asheville	3-0	3-0	--	--	2007/2009
Butler	7-4	5-1	1-2	1-1	2002/2008	North Carolina State	0-1	--	0-1	--	2003/2003
UC-Riverside	1-0	--	--	1-0	1995/1995	UNC-Wilmington	1-0	--	--	1-0	2006/2006
Cal State-Bakersfield	0-1	--	--	0-1	1994/1994	Northern Kentucky	15-7	7-2	4-4	4-1	1993/2001
Cal State-San Bernardino	1-0	--	--	1-0	1996/1996	Northern Michigan	0-1	0-1	--	--	1993/1993
Cameron	1-0	--	--	1-0	1994/1994	Northern State	1-0	--	--	1-0	1997/1997
Campbellsville	1-0	1-0	--	--	1993/1993	Northwood	1-0	--	--	1-0	1999/1999
Central Oklahoma	1-1	0-1	--	1-0	1995/1997	Notre Dame	0-1	--	--	0-1	2003/2003
Central Washington	0-1	--	--	0-1	1999/1999	Oakland	1-1	1-0	0-1	--	1997/1997
Charleston	1-0	1-0	--	--	1995/1995	Oakland City	4-0	4-0	--	--	1997/2000
Charlotte	1-1	1-0	0-1	--	2010/2010	Ohio	1-0	--	--	1-0	2010/2010
Chicago State	2-0	1-0	1-0	--	2001/2003	Ohio State	2-2	1-0	0-1	1-1	2007/2010
Cleveland State	7-1	4-0	3-1	--	2002/2005	Oklahoma City	1-0	--	--	1-0	1995/1995
Clemson	0-1	--	0-1	--	2014/2014	Oklahoma State	1-2	--	--	2-2	2005/2009
Coastal Carolina	0-1	0-1	--	--	2014/2014	Oregon State	1-0	--	--	1-0	2014/2014
Col. of Charleston	1-1	1-1	--	--	2009/2010	Olivet Nazarene	1-0	1-0	--	--	1996/1996
Colorado	0-2	--	0-2	--	2001/2014	Pikeville	1-0	1-0	--	--	1997/1997
Columbus State	1-0	--	--	1-0	1997/1997	Pittsburgh	1-0	--	1-0	--	2010/2010
Concordia-St. Paul	2-0	2-0	--	--	2001/2003	Prairie View A&M	3-0	2-0	1-0	--	2003/2007
Connecticut	0-1	--	--	0-1	2011/2011	Puerto Rico-Mayaguez	2-0	2-0	--	--	1996/1997
Coppin State	1-0	1-0	--	--	2006/2006	Purdue	1-1	--	1-0	0-1	2005/2009
Denver	1-0	--	--	1-0	1996/1996	Purdue-Calumet	1-0	1-0	--	--	1995/1995
DePaul	1-0	--	--	1-0	2009/2009	Quincy	12-3	7-0	4-2	1-1	1992/2001
Detroit	8-2	3-1	4-1	1-0	2002/2005	Rice	1-0	1-0	--	--	2004/2004
East Carolina	1-0	--	--	1-0	2009/2009	Saginaw Valley State	1-0	1-0	--	--	1998/1998
Eastern Kentucky	1-0	1-0	--	--	2005/2005	San Diego State	1-0	--	--	1-0	2010/2010
East Tennessee State	3-0	3-0	--	--	2005/2009	Santa Clara	0-1	--	0-1	--	2003/2003
Ferris State	2-0	2-0	--	--	1999/2000	Siena	1-0	--	--	1-0	2008/2008
Florida	8-5	5-1	3-3	0-1	2006/2011	South Alabama	1-0	1-0	--	--	2006/2006
Florida International	1-0	--	--	1-0	2002/2002	South Carolina	12-2	7-0	4-1	1-1	2006/2011
Florida Tech	1-0	1-0	--	--	1997/1997	USC-Spartanburg	1-0	1-0	--	--	1996/1996
Fordham	1-0	--	--	1-0	2006/2006	South Dakota	1-0	--	--	1-0	1994/1994
Georgetown	1-0	--	--	1-0	2008/2008	South Dakota State	1-0	1-0	--	--	2004/2004
Georgia	10-3	6-1	4-2	--	2002/2011	Southern Illinois	0-2	0-1	0-1	--	2003/2003
Gonzaga	1-2	0-1	--	1-1	2007/2009	SIU Edwardsville	16-2	10-0	6-2	--	1992/2001
Grace	1-0	1-0	--	--	1995/1995	Southeast Missouri State	0-1	--	--	0-1	2002/2002
Graceland	2-0	2-0	--	--	1992/1993	Southern Cal	0-2	0-1	0-1	--	2009/2010
Grand Canyon	1-0	1-0	--	--	1992/1992	Southwest Baptist	1-0	1-0	--	--	1993/1993
Hawaii	1-0	--	1-0	--	2005/2005	Southwest Missouri State	1-0	--	1-0	--	2002/2002
Henderson State	1-0	--	1-0	--	2000/2000	St. Francis	1-0	1-0	--	--	1997/1997
Hillsdale	1-0	--	--	1-0	1994/1995	St. Joseph's	16-2	8-0	7-2	1-0	1993/2001
Huntington	1-0	1-0	--	--	2000/2000	St. Louis	1-0	--	1-0	--	2004/2004
Idaho State	1-0	--	--	1-0	2003/2003	Stonehill	1-0	1-0	--	--	1992/1992
Illinois	0-1	--	--	0-1	2005/2005	Tampa	1-0	1-0	--	--	1994/1994
Illinois-Chicago	6-5	5-1	1-3	0-1	2002/2005	Temple	1-1	1-0	0-1	--	2007/2008
Indiana-South Bend	1-0	1-0	--	--	1995/1995	Tennessee-Chattanooga	3-0	2-0	1-0	--	2007/2010
Indiana State	1-0	--	--	1-0	2002/2002	Tennessee-Martin	2-0	2-0	--	--	2008/2010
Indiana Wesleyan	1-0	1-0	--	--	1995/1995	Tennessee Tech	1-0	1-0	--	--	2006/2006
Indiana Tech	1-0	1-0	--	--	1992/1992	Texas	2-1	1-0	1-0	0-1	2005/2007
IUPUI-Fort Wayne	17-1	10-0	7-1	--	1993/2001	Texas Tech	0-1	--	0-1	--	2014/2014
IUPUI-Indianapolis	2-0	1-0	1-0	--	1994/1994	Texas Southern	1-0	1-0	--	--	2014/2014
Indianapolis	14-4	9-0	4-4	1-0	1993/2001	Thomas	1-0	1-0	--	--	1998/1998
Iowa State	0-1	--	0-1	--	2001/2001	Truman State	1-0	1-0	--	--	1997/1998
Kansas	1-2	1-0	0-1	0-1	2004/2010	Tulsa	0-1	--	--	0-1	2014/2014
Kentucky	4-9	3-3	1-5	0-1	2006/2011	Union	1-0	1-0	--	--	1992/1992
Kentucky State	5-1	3-0	2-1	--	1993/1995	Valparaiso	2-2	1-0	1-2	--	2001/2004
Kentucky Wesleyan	11-16	8-2	2-12	1-2	1993/2001	Vanderbilt	8-4	5-1	3-3	--	2006/2011
Lemoyne-Owen	1-0	1-0	--	--	1999/1999	Villanova	1-0	--	--	1-0	2007/2007
Lewis	15-3	10-0	4-3	1-0	1993/2001	Virginia	1-0	--	--	1-0	2007/2007
Lincoln	1-0	1-0	--	--	1999/1999	Virginia Commonwealth	1-0	--	--	1-0	2010/2010
Lipscomb	1-0	1-0	--	--	2005/2005	Virginia Tech	1-0	--	--	1-0	2001/2001
Long Beach State	1-0	--	--	1-0	2007/2007	Washburn	1-0	--	--	1-0	1994/1994
Louisiana-Lafayette	5-0	4-0	1-0	--	2005/2014	Wayne State	2-0	1-0	--	1-0	1993/1999
LSU	5-3	2-1	2-1	1-1	2006/2011	Western Kentucky	2-0	1-0	--	1-0	2006/2007
Louisville	0-2	--	0-1	0-1	2001/2008	Western Michigan	0-2	0-1	0-1	--	2001/2001
Loyola	8-1	4-1	4-0	--	2002/2005	West Virginia	1-0	--	--	1-0	2007/2007
Maine	1-0	--	--	1-0	2002/2002	Wichita State	0-1	--	--	0-1	2006/2006
Manhattan	1-1	0-1	1-0	--	2004/2004	Winona State	1-0	1-0	--	--	1994/1994
Marquette	1-0	--	--	1-0	2008/2008	Winthrop	2-0	1-0	--	1-0	2006/2014
Mars Hill	1-0	1-0	--	--	1996/1996	Wisconsin	0-4	0-1	0-3	--	2001/2004
Memphis	4-2	3-1	1-1	--	2006/2011	Wisconsin-Green Bay	6-2	4-0	2-2	--	2002/2005
Michigan	0-1	--	--	0-1	2011/2011	Wisconsin-Parkside	16-0	10-0	6-0	--	1993/2004
Michigan State	0-1	--	--	0-1	2010/2010	Wisconsin-Platteville	1-0	--	--	1-0	1995/1995
Michigan Tech	1-0	--	--	1-0	2000/2000	Wright State	8-0	4-0	4-0	--	2002/2005
Middle Tennessee	6-0	4-0	2-0	--	2006/2014	Wyoming	1-0	1-0	--	--	2009/2009
Milwaukee	1-0	1-0	--	--	2014/2014	Xavier	2-0	1-0	1-0	--	2007/2014
Minnesota-Duluth	1-0	1-0	--	--	1997/1997	Youngstown State	7-1	4-0	3-1	--	2002/2005

Game 14 • Auburn at Vanderbilt • Jan. 6, 2015 • 8 P.M. CT • Memorial Gym • Nashville, Tenn.



2014-15 AUBURN BASKETBALL GAME NOTES

8 NCAA TOURNAMENTS:
1984, 1985, 1986, 1987, 1988, 1999, 2000, 2003
2 SEC CHAMPIONSHIPS:
1960, 1999

In its fifth year, Auburn Arena was built at a cost of \$86 million and seats 9,121 fans for basketball games, bringing Tiger fans close to the action. Auburn Arena replaced the old Beard-Eaves Memorial Coliseum as home of Tiger basketball for the 2010-11 season.

The furthest seat in Auburn Arena is just 43 feet away from the court. A full two-thirds of the seats in the facility are less than 27 feet in elevation from courtside. Auburn students have their own entrance, lobby and concessions area at the Arena to service 1,500 floor-level seats.

The Arena features a team store, six concession stands, three elevators, 94 HD televisions plus family restrooms and customer service kiosks on all seating levels. For special events, 12,000 square feet of banquet space, including tailgate and super suites, is available.

Arena sellouts

In the four-year history of Auburn Arena, the facility has reached its max capacity of 9,121 fans five times, the last time coming Jan. 19, 2013 against Kentucky.

Top 10 Auburn Arena Crowds

Date	Opponent	Att.	W/L	Score
1/19/13	Kentucky	9,121	L	53-75
1/11/12	Kentucky	9,121	L	53-68
2/12/11	Mississippi St.	9,121	W	65-62
1/22/11	Alabama	9,121	L	58-68
11/12/10	UNC Asheville	9,121	L	69-70
1/30/14	Alabama	9,102	W	74-55
2/16/13	Florida	8,953	L	52-83
1/26/13	Ole Miss	8,740	L	61-63
1/18/14	Florida	8,683	L	61-68
2/18/12	Mississippi St.	8,336	W	65-55

Season tickets sold out

Auburn has sold out of men's basketball season tickets for the first time in Auburn Arena history. Individual game tickets and standing room only tickets are still available.

Auburn Arena Year-By-Year

Year	Record	Total Attend.	Avg.
2010-11	9-11	126,483	6,324
2011-12	14-3	110,534	6,502
2012-13	7-10	106,375	6,257
2013-14	12-6	104,815	5,823
2014-15	7-1	59,740	7,468
TOTALS	49-31	507,947	6,349

AUBURN ARENA RECORDS

INDIVIDUAL

Auburn

Points: 32 by Chris Denson vs. Alabama, Jan. 30, 2014
Field Goals: 12 by Chris Denson vs. Northwestern State, Nov. 15, 2013
Field Goals Attempted: 21 by Earnest Ross vs. LSU, Jan. 8, 2011
3-Pointers Made: 7 by KT Harrell vs. Coastal Carolina, Dec. 5, 2014
3-Pointers Attempted: 15 by Earnest Ross vs. LSU, Jan. 8, 2011
Free Throws: 13 by KT Harrell vs. Mississippi State, Feb. 15, 2014
Free Throws Attempted: 15 by Chris Denson vs. Murray State, Nov. 23, 2013
Rebounds: 17 by Cinneon Bowers 2x, vs. Winthrop, Dec. 17, 2014
Assists: 10 by Varez Ward vs. Bethune-Cookman, Jan. 2, 2012
Blocks: 10 by Kenny Gabriel vs. Bethune-Cookman, Jan. 2, 2012

Opponents

Points: 33 by Xavier Munford for Rhode Island, Nov. 25, 2012
Field Goals Attempted: 24 by Xavier Munford for Rhode Island, Nov. 25, 2012
Field Goals Made: 11 by Xavier Munford for Rhode Island, Nov. 25, 2012
3-Pointers Made: 8 by Xavier Munford for Rhode Island, Nov. 25, 2012
 8 by Josh Davis for Samford, Nov. 19, 2010
3-Pointers Attempted: 15 by Xavier Munford for Rhode Island, Nov. 25, 2012
Free Throws: 14 by Trivante Bloodman for Mississippi St., Feb. 15, 2014
Free Throws Attempted: 15 by Trivante Bloodman for Mississippi St., Feb. 15, 2014
 15 by Kedren Johnson for Vanderbilt, March 2, 2013
Rebounds: 16 by Al'lonzo Coleman for Presbyterian Coll., Dec. 18, 2010
Assists: 10 by Scottie Wilbekin for Florida, Feb. 16, 2013
Blocks: 7 by Nerlens Noel for Kentucky, Jan. 19, 2013
Steals: 6 by Ayrton Hardy for Jacksonville, Nov. 27, 2010

TEAM

Auburn

Points in a Game: 105 vs. Louisiana, Nov. 21, 2014
Points in a Half: 65 vs. Grambling State [2nd half], Dec. 11, 2012
Fewest Points in a Game: 40 vs. Florida, Jan. 20, 2011
Field Goals: 37 vs. Northwestern State, Nov. 15, 2013
Field Goals Attempted: 81 vs. Northwestern State, Nov. 15, 2013
Field Goal Percentage: .654 vs. Ark.-Pine Bluff, 34 of 52, Dec. 30, 2013
3-Pointers Made: 11 vs. Coastal Carolina, Dec. 5, 2014

11 vs. Louisiana, Nov. 21, 2014
 11 vs. Grambling State, Dec. 11, 2012
 11 vs. Rhode Island, Nov. 25, 2012

3-Pointers Attempted: 29 vs. Northwestern State, Nov. 15, 2013
Free Throws: 37 vs. Mississippi State, Feb. 15, 2014
Free Throws Attempted: 43 vs. North Florida, Dec. 17, 2011
Free Throw Pct.:
 (Min. 10 att.): .902 (37-of-41) vs. Mississippi State, Feb. 15, 2014
 (Min. 30 att.): .902 (37-of-41) vs. Mississippi State, Feb. 15, 2014
Rebounds: 56 vs. Florida A&M, Jan. 4, 2014
Assists: 24 vs. Arkansas-Pine Bluff, Dec. 30, 2013
Steals: 15 vs. Presbyterian College, Dec. 18, 2010
Blocks: 17 vs. Nicholls State, Nov. 25, 2011

Opponents

Points in a Game: 111 by Northwestern State, Nov. 15, 2013
Fewest Points in a Game: 37 by Alabama, Feb. 6, 2013
Field Goals Attempted: 72 by Northwestern State, Nov. 15, 2013
 72 by Ole Miss, Jan. 14, 2012
3-Pointers Made: 18 by Samford, Nov. 19, 2010
3-Pointers Attempted: 33 by Samford, Nov. 19, 2010
3-Point Pct: .545 by Samford, 18 of 33, Nov. 19, 2010
Free Throws Made: 31 by Missouri, Jan. 11, 2014
Free Throws Attempted: 41 by Missouri, Jan. 11, 2014
Rebounds: 49 by Kentucky, Feb. 12, 2014
 49 by Ole Miss, Jan. 14, 2012
Fouls: 31 by Mississippi State, Feb. 15, 2014
 31 by Nicholls, Nov. 8, 2013

Miscellaneous

Win-Loss Record: 49-31 (.613) -- 4+ seasons
Most Combined Points: 203, 92-111 vs. Northwestern State, Nov. 15, 2013
Widest AU Victory Margin: 50, 92-42 over Grambling State, Dec. 11, 2012
Widest Margin of Defeat for AU: 31, 83-52 by Florida, Feb. 16, 2013
Most Wins by AU in a Single Season: 14 (2011-12)
Most Games Lost by AU in a Single Season: 11 (2010-11)
Longest Winning Streak: 10 (Started in final game of 2010-11 season and continued through the first nine games of 2011-12)
Longest Losing Streak: 5 (2012-13 Season)
Number of 100-Point Games by AU: 1
Number of 100-Point Games by Opponents: 1

8 NCAA TOURNAMENTS:
1984, 1985, 1986, 1987, 1988, 1999, 2000, 2003
2 SEC CHAMPIONSHIPS:
1960, 1999



2014-15 AUBURN BASKETBALL GAME NOTES

Game by Game Leaders

Date	Opponent	Result	Pts	Rebs	Blks	Stl	Ast
11/14	Milwaukee	W, 83-73	Harrell (20)	Bowers (17)^	Granger (1)	Harrell (3)^	Ross-Miller (3)^
11/18	at Colorado	L, 59-90	Harrell (20)^	Bowers (13)^	Waddell (1)	Shamsid-Deen (2)^	Shamsid-Deen, Granger (2)
11/21	Louisiana	W, 105-80	Harrell (24)^	Bowers (12)^	Canada, Granger (1)	4 tied (2)	Canada (6)^
11/24	vs. Tulsa	L, 35-53	Bowers (17)^	Bowers (15)^	Granger (1)	Canada (2)	Ross-Miller (2)
11/26	Oregon State	W, 71-69	Harrell (20)^	Bowers (8)	Bowers (1)	Ross-Miller (5)^	Ross-Miller, Canada (2)
12/3	at Texas Tech	L, 44-46	Harrell (17)^	Bowers (8)^	Bowers (1)	Ross-Miller (4)^	Harrell (2)^
12/5	Coastal Carolina	L, 58-54	Harrell (25)^	Granger (7)	Granger (2)^	Granger (2)	Shamsid-Deen (5)^
12/14	at Clemson	L, 61-72	Bowers (17)	Bowers (14)^	Granger, Reed (1)	Bowers (3)	3 tied (2)
12/17	Winthrop	W, 80-62	Bowers (19)^	Bowers (17)^	Reed (2)	3 tied (1)	Canada (5)
12/20	Xavier	W, 89-88 (2ot)	Harrell (24)^	Harrell (7)	Reed (5)	Ross-Miller (4)	4 tied (2)
12/23	Texas Southern	W, 61-60	Harrell (14)	Bowers (15)^	Bowers (3)^	Bowers, Ross-Miller (3)	Ross-Miller, Canada (4)
12/29	Middle Tenn. St.	8 p.m.	Mason (19)^	Harrell (7)^	Reed (1)^	Ross-Miller (5)^	Mason, Harrell (3)
1/3	North Alabama	12 p.m.	Harrell (25)^	Bowers (11)^	Bowers (3)^	Ross-Miller (4)^	Ross-Miller (6)^
1/6	*at Vanderbilt	8 p.m.					
1/10	*Missouri	6 p.m.					
1/15	*at Florida	6 p.m.					
1/17	*South Carolina	7:30 p.m.					
1/21	*Mississippi St.	8 p.m.					
1/24	*at Alabama	7:30 p.m.					
1/27	*Texas A&M	8 p.m.					
1/31	*at Tennessee	11 a.m.					
2/5	*at LSU	6 p.m.					
2/7	*Ole Miss	5:30 p.m.					
2/10	*Arkansas	8 p.m.					
2/14	*at Georgia	1 p.m.					
2/14	*Alabama	8 p.m.					
2/21	*at Kentucky	5 p.m.					
2/24	*LSU	6 p.m.					
2/28	*at Texas A&M	7:30 p.m.					
3/3	*at Missouri	8 p.m.					
3/7	*Georgia	3 p.m.					

^ - Game Leader



2014-15 AUBURN BASKETBALL GAME NOTES

8 NCAA TOURNAMENTS:
1984, 1985, 1986, 1987, 1988, 1999, 2000, 2003
2 SEC CHAMPIONSHIPS:
1960, 1999

2011-15 TEAM HIGHS & LOWS

AUBURN

	HIGH	LOW
POINTS SCORED	105, vs. Louisiana (11/21)	35, vs. Tulsa (11/24)
POINTS, FIRST HALF	45, vs. Louisiana (11/21)	21, vs. Tulsa (11/24)
POINTS, SECOND HALF	60, vs. Louisiana (11/21)	14, vs. Tulsa (11/24)
POINT DIFFERENTIAL	+25, vs. Louisiana (11/21)	-31, at Colorado (11/17)
FIELD GOALS MADE	36, vs. Louisiana (11/21)	15, vs. Tulsa (11/24)
FIELD GOALS ATTEMPTED	69, at Colorado (11/17)	40, vs. Oregon State (11/26)
FIELD GOAL PERCENTAGE	.545, vs. Louisiana (11/21)	.290, at Colorado (11/17)
3-POINTERS MADE	11, 2x vs. Coastal Carolina (12/5)	2, vs. Tulsa (11/24)
3-POINTERS ATTEMPTED	28, vs. Coastal Carolina (12/5)	11, vs. MTSU (12/29)
3-POINT PERCENTAGE	.545, vs. MTSU (12/29)	.091, vs. Tulsa (11/24)
FREE THROWS MADE	28, vs. Milwaukee (11/14)	3, vs. Tulsa (11/24)
FREE THROWS ATTEMPTED	39, vs. Milwaukee (11/14)	6, vs. Tulsa (11/24)
FREE THROW PERCENTAGE	.759, vs. Louisiana (11/21)	.474, vs. Coastal Carolina (12/5)
REBOUNDS	49, vs. Winthrop (12/17)	24, vs. Oregon State (11/26)
OFFENSIVE REBOUNDS	15, 3x vs. North Alabama (1/3)	4, vs. Oregon State (11/26)
DEFENSIVE REBOUNDS	34, vs. Winthrop (12/17)	16, at Colorado (11/17)
REBOUND MARGIN	+11, vs. North Alabama (1/3)	-15, at Colorado (11/17)
ASSISTS	20, vs. North Alabama (1/3)	5, vs. Oregon State (11/26)
TURNOVERS	23, vs. Tulsa (11/24)	9, at Colorado (11/17)
BLOCKED SHOTS	7, vs. Xavier (12/20)	1, 6x vs. MTSU (12/29)
STEALS	12, 2x vs. MTSU (12/29)	3, vs. Coastal Carolina (12/5)
FOULS	28, at Clemson (12/14)	13, vs. North Alabama (1/3)

OPPONENTS

	HIGH	LOW
POINTS SCORED	90, at Colorado (11/17)	46, at Texas Tech (12/3)
POINTS, FIRST HALF	38, 3x vs. Xavier (12/20)	20, vs. MTSU (12/29)
POINTS, SECOND HALF	52, at Colorado (11/17)	23, at Texas Tech (12/3)
POINT DIFFERENTIAL	+31, at Colorado (11/17)	-25, vs. Louisiana (11/21)
FIELD GOALS MADE	31, at Colorado (11/17)	14, at Texas Tech (12/3)
FIELD GOALS ATTEMPTED	70, vs. Winthrop (12/17)	34, at Texas Tech (12/3)
FIELD GOAL PERCENTAGE	.585, at Colorado (11/17)	.343, vs. Winthrop (12/17)
3-POINTERS MADE	9, vs. Tulsa (11/24)	1, at Texas Tech (12/3)
3-POINTERS ATTEMPTED	27, vs. Winthrop (12/17)	9, at Texas Tech (12/3)
3-POINT PERCENTAGE	.529, vs. Tulsa (11/24)	.111, at Texas Tech (12/3)
FREE THROWS MADE	26, at Clemson (12/14)	5, vs. North Alabama (1/3)
FREE THROWS ATTEMPTED	35, at Clemson (12/14)	10, vs. MTSU (12/29)
FREE THROW PERCENTAGE	.889, vs. Xavier (12/20)	.417, vs. North Alabama (1/3)
REBOUNDS	47, vs. Winthrop (12/17)	24, vs. MTSU (12/29)
OFFENSIVE REBOUNDS	21, vs. Winthrop (12/17)	4, vs. Tulsa (11/24)
DEFENSIVE REBOUNDS	37, at Colorado (11/17)	20, vs. Oregon State (11/26)
REBOUND MARGIN	+15, at Colorado (11/17)	-11, vs. North Alabama (1/3)
ASSISTS	15, 2x vs. Xavier (12/20)	4, at Texas Tech (12/3)
TURNOVERS	20, 2x vs. Tulsa (11/24)	11, vs. Winthrop (12/17)
BLOCKED SHOTS	7, at Clemson (12/14)	1, 2x vs. Xavier (12/20)
STEALS	12, 2x vs. Texas Southern (12/23)	5, vs. Louisiana (11/21)
FOULS	28, vs. Milwaukee (11/14)	14, at Texas Tech (12/3)

8 NCAA TOURNAMENTS:
1984, 1985, 1986, 1987, 1988, 1999, 2000, 2003
2 SEC CHAMPIONSHIPS:
1960, 1999



2014-15 AUBURN BASKETBALL GAME NOTES

DATE	OPPONENT	RESULT	LARGEST LEAD/LARGEST DEFICIT		TIED	LEAD CHANGES
			LARGEST LEAD	LARGEST DEFICIT		
Nov. 14	Milwaukee	W, 83-73	10 (81-71, 0:41 2nd)	12 (43-55, 11:09 2nd)	2 times	2 times
Nov. 18	at Colorado	L, 59-90	1 (6-5, 17:43 1st)	33 (90-57, 00:48 2nd)	---	4 times
Nov. 21	Louisiana	W, 105-80	27 (91-64, 5:43 2nd)	2 (2-0, 19:08 1st)	6 times	7 times
Nov. 24	vs. Tulsa	L, 35-53	4 (16-12, 11:58 1st)	18 (53-35, 2:57 2nd)	2 times	9 times
Nov. 26	Oregon St.	W, 71-69	7 (37-30, 2:35 1st)	4 (54-50, 10:20 2nd)	12 times	9 times
Dec. 3	at Texas Tech	L, 44-46	10 (20-10, 7:31 1st)	6 (36-30, 8:34 2nd)	6 times	4 times
Dec. 5	Coastal Carolina	L, 54-58	14 (19-5, 12:34 1st)	4 (58-54, 0:10 2nd)	1 time	1 time
Dec. 14	at Clemson	L, 61-72	5 (5-0, 17:31 1st)	12 (29-17, 2:14 1st)	3 times	5 times
Dec. 17	Winthrop	W, 80-62	19 (70-51, 4:06 2nd)	---	---	---
Dec. 20	Xavier	W, 89-88 (2ot)	5 (70-65, 0:40 2nd)	14 (52-38, 14:31 2nd)	8 times	10 times
Dec. 23	Texas Southern	W, 61-60	2 (10-8, 13:51 1st)	11 (40-29, 14:42 2nd)	3 times	5 times
Dec. 29	Middle Tennessee St.	W, 64-38	22 (60-38, 4:51 2nd)	---	1 times	---
Jan. 3	North Alabama	W, 82-61	21 (82-51, 0:58, 2nd)	9 (15-6, 11:59, 2nd)	3 times	3 times
Jan. 6	at Vanderbilt					
Jan. 10	Missouri					
Jan. 15	at Florida					
Jan. 17	South Carolina					
Jan. 21	Mississippi State					
Jan. 24	at Alabama					
Jan. 27	Texas A&M					
Feb. 5	at LSU					
Feb. 7	Ole Miss					
Feb. 10	Arkansas					
Feb. 14	at Georgia					
Feb. 17	Alabama					
Feb. 21	at Kentucky					
Feb. 24	LSU					
Feb. 28	at Texas A&M					
Mar. 3	at Missouri					
Mar. 7	Georgia					

SPECIALTY STATS
(AUBURN-OPPONENT)

DATE	OPPONENT	RESULT	PTS. OFF TURN.	2ND CHANCE	PAINT	FAST BREAK	BENCH
Nov. 14	Milwaukee	W, 83-73	14-17	20-11	28-34	0-0	16-23
Nov. 18	at Colorado	L, 59-90	11-15	11-12	24-42	2-8	15-25
Nov. 21	Louisiana	W, 105-80	24-18	17-14	48-46	10-6	18-42
Nov. 24	vs. Tulsa	L, 35-53	12-21	7-0	26-14	2-4	9-0
Nov. 26	Oregon St.	W, 71-69	16-12	5-5	22-28	2-4	17-12
Dec. 3	at Texas Tech	L, 44-46	13-15	9-9	16-26	0-6	9-16
Dec. 5	Coastal Carolina	L, 54-58	6-7	6-15	12-22	0-9	5-22
Dec. 14	at Clemson	L, 61-72	14-19	1-9	24-36	2-6	15-7
Dec. 17	Winthrop	W, 80-62	15-15	16-16	40-32	12-2	17-8
Dec. 20	Xavier	W, 89-88 (2ot)	17-13	19-19	46-40	10-6	27-29
Dec. 23	Texas Southern	W, 61-60	17-9	11-11	24-28	8-4	21-28
Dec. 29	Middle Tennessee St.	W, 64-48	19-13	4-4	28-20	2-6	8-31
Jan. 3	North Alabama	W, 82-61	31-16	17-14	44-32	6-4	17-12
Jan. 6	at Vanderbilt						
Jan. 10	Missouri						
Jan. 15	at Florida						
Jan. 17	South Carolina						
Jan. 21	Mississippi State						
Jan. 24	at Alabama						
Jan. 27	Texas A&M						
Feb. 5	at LSU						
Feb. 7	Ole Miss						
Feb. 10	Arkansas						
Feb. 14	at Georgia						
Feb. 17	Alabama						
Feb. 21	at Kentucky						
Feb. 24	LSU						
Feb. 28	at Texas A&M						
Mar. 3	at Missouri						
Mar. 7	Georgia						



The Last Time...

AN AUBURN INDIVIDUAL...

Scored at least 30 points: Chris Denson (30) vs. Mississippi State (2-15-14)
Scored at least 35 points: Toney Douglas (38) vs. Nicholls State (11-24-04)
Scored at least 40 points: Wesley Person (44) vs. UAB (12-16-93)
Two players with at least 20 points: KT Harrell (25 points) & Cinmeon Bowers (20 points) vs. North Alabama (1-3-15)
Three players with at least 20 points: KT Harrell (24), Tahj Shamsid-Deen (21) & Cinmeon Bowers (20) vs. Louisiana (11-21-14)
Scored 20 points in a half: Chris Denson (20 points) vs. Mississippi State (2-15-14)
Scored 20 points in 1st half: Chris Denson (20 points) vs. Northwestern State (11-15-13)
Scored 20 points in 2nd half: Chris Denson (20 points) vs. Mississippi State (2-15-14)
Scored 25 points in a half: Chris Denson (26 points) vs. Alabama (1-30-14)
Two players with 25 points: Chris Denson (30 points) & KT Harrell (26 points) vs. Mississippi State (2-14-14)
Two players with 25 points (SEC): Chris Denson (30 points) & KT Harrell (26 points) vs. Mississippi State (2-14-14)
A player w/back-to-back 25-point SEC games: Chris Denson, 25 pts at South Carolina (2-5-14); 29 pts at LSU (2-8-14); 26 pts vs. Kentucky (2-12-14); 30 pts vs. Mississippi State (2-15-14)
A player w/3 straight 25-point SEC games: Chris Denson, 25 pts at South Carolina (2-5-14); 29 pts at LSU (2-8-14); 26 pts vs. Kentucky (2-12-14); 30 pts vs. Mississippi State (2-15-14)
A player w/4 straight 25-point SEC games: Chris Denson, 25 pts at South Carolina (2-5-14); 29 pts at LSU (2-8-14); 26 pts vs. Kentucky (2-12-14); 30 pts vs. Mississippi State (2-15-14)
A player w/5 straight 25-point SEC games: Keenan Carpenter, 44 pts vs. LSU (1-8-89); 28 pts vs. Mississippi State (2-11-89); 33 pts at Florida (2-15-89); 32 pts at Ole Miss (2-18-89); 29 pts vs. Kentucky (2-20-89)
A player w/5 straight 20-point SEC games: Tay Waller, 29 pts v. Arkansas (2-20-10); 29 pts at Ole Miss (2-24-10); 26 pts v. LSU (2-27-10); 22 pts vs. Miss. State (3-3-10), 22 pts at Alabama (3-6-10)
Zero players scored in double figures: at Vanderbilt (1-7-12)
Only one player scored in double figures: KT Harrell (25 points) vs. Coastal Carolina (12-5-14)
1 player score half team's points: Frankie Sullivan (22 points) vs. Long Beach State in 64-43 loss in Honolulu, Hawaii (12-23-11)
Five players scored in double figures: KT Harrell (20 pts), Malcolm Canada (11 pts), K.C. Ross-Miller (11 pts), Tahj Shamsid-Deen (11 pts), Cinmeon Bowers (10 pts) vs. Oregon State (11-26-14)
Five players scored in double figures (SEC): Chris Denson (18 pts), KT Harrell (16 pts), Tahj Shamsid-Deen (12 pts), Asaahn Dixon-Tatum (10 pts), Allen Payne (10 pts) vs. Georgia (2-1-14)
All five starters scored in double figures: Chris Denson (18 pts), KT Harrell (16 pts), Tahj Shamsid-Deen (12 pts), Asaahn Dixon-Tatum (10 pts), Allen Payne (10 pts) vs. Georgia (2-1-14)
Six players scored in double figures: Lucas Hargrove (14 points), DeWayne Reed (16 points), Frankie Sullivan (15 points), Tay Waller (13 points), Andre Malone (11 points) and Brendon Knox (18 points), vs. Georgia Southern, (1-2-10)
Six players scored in double figures (SEC): Brandon Robinson (24), Lewis Monroe (16), Ian Young (13), Quinzel Brown (12), Ronny LeMelle (12), Dwayne Curtis (10) at Mississippi State (3-2-04)
Had at least 15 rebounds: Cinmeon Bowers vs. Texas Southern (15 rebounds) (12-23-14)
Had at least 15 rebounds (SEC): Korvotney Barber v. LSU (17 rebounds) (3-7-09)
Had at least 20 rebounds: Kelvin Ardister v. Tenn. (20 reb) (1-4-89)
Had at least 25 rebounds: Rex Frederick at Ole Miss (25 rebounds) (1-6-58)
At least 20 pts & 20 reb: Kelvin Ardister v. Tenn. (22 pts, 20 reb) (1-4-89)
Two players with at least 10 rebounds: Asaahn Dixon-Tatum (13 rebounds) & Allen Payne (10 rebounds) at Mississippi State (1-22-14)
At least three players with 10 rebounds: at Virginia, Korvotney Barber (13 rebounds), Quantez Robertson (10 rebounds), Lucas Hargrove (10 rebounds), (12-20-08)
Double-Double: Cinmeon Bowers (20 pts, 11 reb) vs. North Alabama (1-3-15)
2 straight Double-Doubles: Cinmeon Bowers 18 pts, 17 reb vs. Milwaukee (11-14-14), 11 pts, 13 reb at Colorado (11-17-14), 20 pts, 12 reb vs. Louisiana (11-21-

14), 17 pts, 15 reb vs. Tulsa (11-24-14)
3 straight Double-Doubles: Cinmeon Bowers 18 pts, 17 reb vs. Milwaukee (11-14-14), 11 pts, 13 reb at Colorado (11-17-14), 20 pts, 12 reb vs. Louisiana (11-21-14), 17 pts, 15 reb vs. Tulsa (11-24-14)
4 Straight Double-Doubles: Cinmeon Bowers 18 pts, 17 reb vs. Milwaukee (11-14-14), 11 pts, 13 reb at Colorado (11-17-14), 20 pts, 12 reb vs. Louisiana (11-21-14), 17 pts, 15 reb vs. Tulsa (11-24-14)
5 Straight Double-Doubles: Jeff Moore 26 pts, 11 rebs vs. Ole Miss (3-2-88), 20 pts, 11 rebs at LSU (3-5-88), 22 pts, 11 rebs vs. Georgia (SEC) (3-11-88), 13 pts, 13 rebs. vs. Bradley (NCAA) (3-17-88), 22 pts, 11 rebs vs. Oklahoma (NCAA) (3-19-88)
Two players had a double-double: Asaahn Dixon-Tatum (12 pts, 13 rebs) & Allen Payne (12 pts, 10 rebs) at Mississippi State (1-22-14)
Double-Double with points and assists: Jamison Brewer vs. Louisiana Lafayette, (10 points, 11 assists) (12-4-00)
Triple-Double: Kenny Gabriel (24 pts, 13 reb, 10 blk) vs. Bethune-Cookman (1-2-12)
10 assists: Varez Ward Vs. Bethune-Cookman (10 assists) (1-2-12)
2 players with at least 5 Blocked Shots: Rob Chubb & Willy Kouassi v. Nicholls State (5 each) (11-25-11)...also Kenny Gabriel (4 blocks)
At least 10 Blocks: Kenny Gabriel v. Bethune-Cookman (10 blks) (1-2-12)
At least 5 Steals: K.C. Ross-Miller (5 steals) vs. Middle Tennessee State (12-29-14)
At least 5 Steals (SEC): Allen Payne (5 steals) vs. South Carolina (2-26-14)
Made 11 straight 3s: Jordan Price (4-4 Gramb/4-4 Furman/3-3 Tennessee Tech (12-11,15,18-2012). Ties SEC record by Vandy's Kevin Anglin 1992
Made 27 straight free throws: Frankie Sullivan (27-of-27) to open 2009-10 season to set Auburn consecutive made record; 21 in 2012-13
Led AU in points, rebounds, assists, steals: Frankie Sullivan at Coll. Charleston (24 points, 5 rebounds, 2 assists, 2 steals), (11-16-12)
Hit buzzer beater shot to win a game: Reggie Sharp vs. Alabama, 3-pt FG, (72-69 in OT), (2-21-01)
Played more than 40 minutes: KT Harrell vs. Xavier, 44 minutes (12-20-14)

AN AUBURN TEAM...

Defeated a ranked team: vs. #11 LSU (3-7-09)
Defeated a ranked team at home: vs. #11 LSU (3-7-09)
Defeated a ranked team on the road: at #25 Alabama (2-24-07)
Defeated a top-10 team: vs. #8 Wake Forest (3-23-03 / NCAA Tournament)
Defeated a top-10 team at home: vs. #9 Alabama (1-18-03)
Defeated a top-10 team on the road: at #8 Arkansas (1-23-93)
Won in Overtime: vs. Xavier, 89-88 (2ot) (12-20-12)
Lost in Overtime: at Mississippi State, 74-71 (ot) (3-9-13)
Won in Double Overtime: vs. Xavier, 89-88 (2ot) (12-20-12)
Lost in Double Overtime: at Arkansas, 88-80 (2ot) (1-16-13)
Played back-to-back Overtime Games: v. Ole Miss, W 69-68 (2ot) (1-14-12) and at LSU, L 65-58 (ot) (1-17-12)
Lost back-to-back Road Overtime Games: at Arkansas, 82-79 (2-6-10) and at Mississippi State, 85-75 (2-13-10)
Lost back-to-back Games in Final 5 Seconds: at Alabama (0.3 sec), 51-49 (2-23-11) and vs. Arkansas (5.0 sec.), 57-55 (2-26-11)
3 straight games decided on final possession: at Alabama (0.3 sec), L, 51-49 (2-23-11), v. Arkansas (5.0 sec.), L, 57-55 (2-26-11), v. Ole Miss (OM chance to tie on last possession) W, 76-73 (3-2-11)
Played at least three overtimes: vs. Georgia, (3-1-79), (4ot) in SEC Tournament in Birmingham, Ala.
Missed 23 straight FGs: at Arkansas (1-25-11), last fga 1st half, 0-22 start 2nd
Shot 70% for a half: 74.1% (20-27) vs. Arkansas-Pine Bluff (12/30/13)
Shot 70% for a half (SEC): 72.7% (16-22) at Ole Miss (2-22-03)
Shot 60% for a game: 65.4% (34-52) vs. Arkansas-Pine Bluff (12/30/13)
Shot 60% for a game (SEC): 60.9% (28-46) vs. Arkansas (2-20-10)
Shot less than 30% for game: at Colorado (20-69, 29%) (11-17-14)
Shot 100% from the free throw line: v. Long Beach St. (6-6) (12-23-11)
Shot less than 15% from free throw line: v. Florida (1-8, 12.5%) (1-20-11)
Shot 60% from 3-point line: v. Ark.-Pine Bluff (9-15, 60.0%) (11-28-11)
Shot less than 30% in half: 25.0% (8-32) at Clemson (1st) (12-14-14)
Shot less than 20% in half: 18.2% (6-33) at Colorado (2nd) (11-17-14)
Shot less than 10% in a half: 8.3% (2-24) vs. LSU (1st half), (1-8-11)
Shot 55% or better and lost: at Tennessee (56.1%, 32-57) (2-15-06)
Attempted 50 free throws: 52 att. Vanderbilt, (2-6-54)

8 NCAA TOURNAMENTS:

1984, 1985, 1986, 1987, 1988, 1999, 2000, 2003

2 SEC CHAMPIONSHIPS:

1960, 1999

2014-15 AUBURN BASKETBALL GAME NOTES**The Last Time...**

Attempted 43 free throws: 43 att. vs. North Florida, (12-17-11)
Attempted 40 free throws: 41 att. vs. Florida State, (1-2-13)
Att. at least 30 free throws in half: Milwaukee (24-of-32,2nd) (11-14-14)
Made 30 free throws: 37 vs. Mississippi State, 41 att. (2-15-14)
Made 30 free throws (SEC): 37 vs. Mississippi State, 41 att. (2-15-14)
Made 30 free throws (SECT): v.Fla.(32) 44 fta.(3-10-00),SEC Tour. in Atlanta
Made at least 10 3-point field goals: vs. Coastal Carolina (11-28) (12-5-14)
Failed to make 3-pt field goal: vs. Kentucky (0-15) (1-19-13); at Ole Miss (0-14) (3-1-97) & vs. Florida (0-6) (1-31-87, AU won)
Had at least 50 rebounds: vs. Florida A&M (56 rebounds) (1-4-14)
Had less than 20 rebounds: vs. Presbyterian (19 reb.) (12-18-10)
Had 25 assists: vs. Tennessee State (26 assists) (12-19-06)
Had at least 15 steals: vs. Georgia Southern (16 steals) (12-29-10)
Had at least 10 blocks: vs. Florida A&M (10 Blocks) (1-4-14)
Had at least 17 blocks: vs. Nicholls State (17 Blocks) (11-25-11)
Had at least 27 lead changes: at Arkansas (27 l.c.,13 ties) (1-16-13)
Scored 50 points in a half: vs. North Alabama (50 points, 2nd) (1-3-15)
Scored 50 points in a half (SEC): vs. Mississippi State (52 points, 2nd) (2-15-14)
Scored 60 points in a half: vs. Louisiana (60 points, 2nd) (11-21-14)
Scored 60 points in a half (SEC): at Tennessee (64 points) (2-15-06)
Scored 70 points in a half: vs. Troy State (73 points, 2nd) (12-9-93)
Scored 100 points (SEC): vs. Alabama (102 points) (2-13-99)
Scored 100 points (Non-Conf): vs. Louisiana (105 points) (11-21-14)
Scored under 20 points in 1st half: vs. Illinois (17 points) (12-8-13)
Scored under 20 points in 2nd half: vs. Tulsa (14 pts) (11-24-14)
Scored under 10 points in a half: vs. LSU (6 points, 1st half)(1-8-11)
Scored 35 or under points in a game: vs. Tulsa (35 pts) (11-24-14)
Scored under 50 points in game: at Texas Tech (12-3-14)
Scored under 50 points in game (SEC): at Alabama (43 pts)(2-26-13)
Biggest comebacks to win: 22 pts at half, AU 82, #13 Louisville 78, Puerto Rico Shootout Championship game (11-26-95); 20 pts w/2:01 left in 1st, AU 76, Ole Miss 73(3-2-11);19 pts w/10:43 left, #14 AU 73, at LSU 70 (1-9-99); 19 pts with 11:01 left and 14 pts with 5:00 left, at AU 65, Miss. St. 62 (2-12-14)

OPPONENT INDIVIDUALS...

Scored at least 30 points: Jalan West (30),Northwestern State (11-15-13)
Scored at least 30 pts (SEC): Dundreous Nelson (30), Ole Miss, (3-2-11)
Scored at least 35 points: Tasmin Mitchell (38), at LSU, (1-20-10)
Scored at least 40 points: Hersey Hawkins, Bradley, (44 points), (3-17-88), in NCAA Tournament in Atlanta, Ga.
Totaled at least 20 points and 20 rebounds: Louis Amundson, UNLV (22 points and 22 rebounds), (12-12-04)
Two players with 20 points: Jalan West (30 points) and Gary Stewart (23 points) vs. Northwestern State (11-15-13)
Three players with 20 points: Odarte Blankson (22 points), Louis Amundson (22 points), Jerel Blassingame (20 points), UNLV, (12-12-04)
Only one player scored in double figures: Trevor Releford (15 points), Alabama (1-30-14)
Zero players scored in double figures: Florida A&M (1-4-14)
Five players scored in double figures: Brian Williams (18), Jay Wright (11), Johnathan Stove (11), Bryce Washington (11), Xavian Rimmer (10), vs. Louisiana (11-21-14)
Five players scored in double figures (SEC): Jarnell Stokes (20), Antonio Barton (14), Jeronne Maymon (13), Jordan McRae (13) and Josh Richardson (10) vs. Tennessee (3-5-14)
Six players scored in double figures: Chris Lofton (25 points), JaJuan Smith (19 points), C.J. Watson (18 points), Andre Patterson (15 points), Major Wingate (12 points), & Stanley Asumnu (10 points), at Tennessee, (2-15-06)
Double-Double: Matt Stainbrook (11 pts, 12 reb), vs. Clemson (12-20-14)
Double-Double with points and assists: Herman Favors, (10 points, 11 assists), Georgia State, (12-22-03)
Two players had a double-double: Johnny O'Bryant III (19 pts, 10 rebs) and Jordan Mickey (14 pts, 10 rebs) at LSU (2-8-14)
Triple-Double: Never
Had 15 rebounds: Dustin Hogue (16 reb), at #17 Iowa State (12-2-13)
Had 20 rebounds: Murphy Holloway, at Ole Miss, (20 reb), (2-24-10)
Had 10 assists: Scottie Wilbekin, #7 Florida, (10 assists), (2-16-13)
Had 5 blocked shots: Aaron Jones, Ole Miss (5 blk) (1-9-14)

Had 5 steals: Will Yeguete, Florida (5 steals) (1-18-14)

OPPONENT TEAM...

Shot less than 30% in a game: Florida A&M (21.9%, 14-64) (1-4-14)
Shot less than 30% in a game (SEC): Alabama (28.6%,14-49) (2-6-13)
Shot less than 15% in a half: at Arkansas (14.8%, 4-27) (1-25-12)
Shot 60% in a game: vs. Illinois, 61.5% (12/8/13)
Shot 60% in a game (SEC): at #22 Mississippi State, 60.4% (2-4-12)
Shot 69% 3fgs in a game: vs. UTEP in Honolulu, 69.2% (9-13)(12-25-11)
Shot 60% 3fgs in a game: at #22 Miss. State, 63.2% (12-19),(2-4-12)
Shot 55% or better and lost: Tennessee State 56.5% (26-46) (11-26-13)
Shot 55% or better and lost (SEC): Tennessee 59.2% (29-49) (2-7-09)
Shot 30% or less and won (SEC): Alabama 26.2% (11-42) (2-23-11)
Scored 100 points: Northwestern State (111 points), (11-15-13)
Scored 60 points in a half: at Ole Miss (63 points in 2nd half), (2-15-06)
Scored 70 points in a half: Northwestern State (72 pts in 2nd half), (11-15-13)
Scored 15 points or under in a 1st half: Grambling (15 pts) (12-11-12)
Scored 15 points or under in a 1st half (SEC): Georgia (15 pts) (2-1-12)
Scored 15 points or under in a 2nd half (SEC): Alabama (14 pts) (2-6-13)
Scored under 13 points in a 2nd half: Alabama A&M (12 points) (12-29-08)
Scored under 40 points in a game: Alabama (37 points) (2-6-13)
Scored under 50 points in a game (SEC): Florida (45 points) (1-20-11)
Had 50 rebounds: at Tennessee (53 rebounds) (1-28-12)
Had +20 rebound margin: +23 (53-30), at Tennessee (1-28-12)
Had 25 assists: Vanderbilt (27 assists) in SEC Tour. Atlanta (3-13-08)
Had 15 steals: at Alabama A&M (15 steals) (12-1-09)
Had 10 blocks: at Florida State (10 blocks) (1-4-12)
Failed to make a 3-point field goal: Dayton (0-24) in Chicago Invitational in Hoffmann Estates, Ill. (11-28-08) • set NCAA Record
Attempted 40 free throws: vs. #12 Illinois (40 attempts), (12-29-12)
Attempted 40 free throws (SEC): Kentucky (40 attempts), (2-12-14)
Attempted less than 10 free throws: Illinois (5-5) (12/8/13)
Made 30 free throws: Mississippi State (31) 43 fta. (1-22-14)
Attempted at least 30 free throws in a half: at LSU (26-36 - 2nd Half) (2-8-14)
Made at least 18 3-point field goals: Samford (18-of-33) (11-19-10)
Made at least 10 3-point fgs: South Carolina (11-of-15) (3-12-14)



2014-15 AUBURN BASKETBALL GAME NOTES

8 NCAA TOURNAMENTS:
1984, 1985, 1986, 1987, 1988, 1999, 2000, 2003
2 SEC CHAMPIONSHIPS:
1960, 1999

Official Basketball Box Score -- Game Totals -- Final Statistics
Milwaukee vs Auburn
11/14/14 9:07 p.m. at Auburn Arena -- Auburn, Ala.

Milwaukee 73 • 0-1

#	Player	Total			3-Ptr			Rebounds			PF	TP	A	TO	Blk	Stl	Min
		FG-FGA	FG-FGA	FT-FTA	FG-FGA	FG-FGA	FT-FTA	Off	Def	Tot							
23	Panoske, J.J.	f	2-2	1-1	0-0	0	3	3	5	5	1	1	1	1	1	27	
31	Tiby, Matt	f	3-9	2-5	0-2	1	3	4	5	8	3	3	1	0	0	20	
02	Springs, Akeem	g	9-20	0-7	3-4	2	5	7	4	21	3	2	0	0	0	38	
25	McWhorter, Steve	g	2-4	0-0	2-2	0	3	3	5	6	1	1	1	0	0	17	
30	Lyle, JR	g	4-6	2-3	0-1	1	0	1	4	10	2	1	0	3	29		
05	Wichmann, Cody	g	2-5	1-4	1-1	1	2	3	1	6	0	0	0	1	16		
13	Jordan, Justin	g	5-7	1-1	0-0	0	3	3	1	11	3	2	0	1	23		
15	White, Trinson	g	0-2	0-0	0-2	0	0	0	0	0	0	0	0	1	9		
50	Prahl, Brett	g	3-4	0-0	0-0	2	4	6	3	6	0	2	2	0	18		
52	Prahl, Alex	g	0-0	0-0	0-2	0	0	0	0	0	0	0	0	0	3		
	Team					2	0	2									
	Totals		30-59	7-21	6-14	9	23	32	28	73	13	12	5	7	200		

FG % 1st Half: 14-31 45.2% 2nd half: 16-28 57.1% Game: 30-59 50.8%
 3FG % 1st Half: 4-9 44.4% 2nd half: 3-12 25.0% Game: 7-21 33.3%
 FT % 1st Half: 0-2 0.0% 2nd half: 6-12 50.0% Game: 6-14 42.9%

Auburn 83 • 1-0

#	Player	Total			3-Ptr			Rebounds			PF	TP	A	TO	Blk	Stl	Min
		FG-FGA	FG-FGA	FT-FTA	FG-FGA	FG-FGA	FT-FTA	Off	Def	Tot							
05	Bowers, Cinmeon	f	6-12	0-1	6-11	6	11	17	1	18	1	1	0	0	0	32	
25	Granger, Jordan	f	3-3	2-2	0-0	0	3	3	3	8	2	3	1	0	0	28	
01	Harrell, KT	g	5-11	2-3	8-9	0	3	3	2	20	0	4	0	3	32		
13	Shamsid-Deen, Tahj	g	1-3	0-2	0-0	0	0	0	1	2	1	1	0	1	15		
14	Mason, Antoine	g	5-14	1-3	8-13	0	1	1	1	19	1	1	0	1	30		
00	Canada, Malcolm	g	0-2	0-0	0-0	0	2	2	3	0	1	0	0	0	13		
12	Ross-Miller, KC	g	3-5	1-1	6-6	0	2	2	1	13	3	2	0	1	23		
23	Lang, TJ	g	1-1	1-1	0-0	0	0	0	1	3	0	0	0	0	7		
24	Purchase, Jack	g	0-1	0-1	0-0	0	1	1	2	0	0	0	0	0	12		
31	Waddell, Devin	g	0-0	0-0	0-0	0	0	0	2	0	0	0	0	0	8		
	Team					5	1	6									
	Totals		24-52	7-14	28-39	11	24	35	17	83	9	12	1	6	200		

FG % 1st Half: 11-28 39.3% 2nd half: 13-24 54.2% Game: 24-52 46.2%
 3FG % 1st Half: 3-9 33.3% 2nd half: 4-5 80.0% Game: 7-14 50.0%
 FT % 1st Half: 4-7 57.1% 2nd half: 24-32 75.0% Game: 28-39 71.8%

Officials: Doug Shows, Rick Hartzell, Garrick Shannon
 Technical fouls: Milwaukee-Tiby, Matt. Auburn-None.
 Attendance: 8114

Score by periods	1st	2nd	Total
Milwaukee	32	41	73
Auburn	29	54	83

Auburn rallied in the final 10 minutes of the game to defeat Milwaukee, 83-73, on Friday night in Auburn Arena. Auburn outscored Milwaukee 40-18 in the final 10 minutes of the second half, giving head coach Bruce Pearl the first win of his Auburn career.

Junior Cinmeon Bowers posted a double-double in his Auburn debut, scoring 18 points while grabbing 17 rebounds. The Racine, Wis., native became the first Auburn player to corral at least 15 rebounds in a game since Rob Chubb grabbed 15 against IPFW on November 9, 2012.

Senior KT Harrell scored 18 second half points to finish with 20. Antoine Mason added 19 points to go along with K.C. Ross-Miller's 13 points and a team-high three assists. The Tigers shot 24-of-32 from the free throw line in the second half and out-rebounded the Panthers, 35-32.

Official Basketball Box Score -- Game Totals -- Final Statistics
Auburn vs Colorado
11/17/14 11:05 p.m. at Boulder, Colo. (Coors Events Center)

Auburn 59 • 1-1

#	Player	Total			3-Ptr			Rebounds			PF	TP	A	TO	Blk	Stl	Min
		FG-FGA	FG-FGA	FT-FTA	FG-FGA	FG-FGA	FT-FTA	Off	Def	Tot							
05	Bowers, Cinmeon	f	5-13	0-1	1-4	6	7	13	4	11	1	2	0	1	30		
25	Granger, Jordan	f	0-5	0-2	0-0	3	2	5	3	0	2	1	0	0	20		
01	Harrell, KT	g	5-17	3-11	7-7	0	0	0	3	20	0	2	0	0	35		
12	Ross-Miller, K.C.	g	5-14	0-2	1-1	0	3	3	3	11	1	1	0	1	26		
13	Shamsid-Deen, Tahj	g	1-8	0-4	0-1	0	0	0	1	2	2	1	0	2	22		
00	Canada, Malcolm	g	2-6	0-1	2-2	2	2	0	2	6	1	2	0	1	18		
23	Lang, TJ	g	0-0	0-0	3-5	0	1	1	1	3	0	0	0	0	18		
24	Purchase, Jack	g	1-5	1-5	0-0	0	1	1	3	3	0	0	0	1	18		
31	Waddell, Devin	g	1-1	1-1	0-0	0	2	2	2	3	0	0	1	0	11		
42	Stockton, Cole	g	0-0	0-0	0-0	0	0	0	1	0	0	0	0	0	2		
	Team					4	0	4									
	Totals		20-69	5-27	14-20	15	16	31	23	59	7	9	1	6	200		

FG % 1st Half: 14-36 38.9% 2nd half: 6-33 18.2% Game: 20-69 29.0%
 3FG % 1st Half: 4-12 33.3% 2nd half: 1-15 6.7% Game: 5-27 18.5%
 FT % 1st Half: 2-2 100.0% 2nd half: 12-18 66.7% Game: 14-20 70.0%

Colorado 90 • 2-0

#	Player	Total			3-Ptr			Rebounds			PF	TP	A	TO	Blk	Stl	Min
		FG-FGA	FG-FGA	FT-FTA	FG-FGA	FG-FGA	FT-FTA	Off	Def	Tot							
01	Gordon, Wesley	f	8-11	0-0	0-0	5	7	12	1	16	1	0	1	0	28		
02	Johnson, Xavier	f	5-10	1-3	6-9	0	5	5	1	17	2	0	1	1	28		
40	Scott, Josh	f	4-6	0-0	9-10	2	7	9	2	17	3	0	3	1	30		
00	Booker, Askia	g	3-8	1-3	2-3	1	3	4	2	9	2	2	0	2	23		
03	Talton, Xavier	g	2-4	1-2	1-2	0	5	5	2	6	4	2	1	1	28		
05	Stalzer, Eli	g	1-1	0-0	0-0	0	0	0	1	2	0	0	0	0	4		
13	Fletcher, Tre'Shaun	g	3-5	1-2	0-0	0	5	5	2	7	0	2	0	0	15		
13	Thomas, Dustin	g	1-2	0-1	3-3	0	1	1	5	5	0	3	0	0	11		
14	Miller, Tory	g	2-2	0-0	0-0	0	1	1	2	4	1	1	0	0	6		
22	Brady, Brett	g	0-0	0-0	0-0	0	0	0	0	0	0	0	0	0	2		
23	Hopkins, Jarom	g	2-4	1-3	2-2	0	2	2	1	7	2	2	0	1	24		
33	Repine, Josh	g	0-0	0-0	0-0	0	0	0	1	0	0	0	0	0	1		
35	Bates, Geoff	g	0-0	0-0	0-0	0	0	0	0	0	0	0	0	0	0+		
	Team					1	1	2									
	Totals		31-53	5-14	23-29	9	37	46	20	90	15	12	6	6	200		

FG % 1st Half: 14-27 51.9% 2nd half: 17-26 65.4% Game: 31-53 58.5%
 3FG % 1st Half: 4-11 36.4% 2nd half: 1-3 33.3% Game: 5-14 35.7%
 FT % 1st Half: 6-9 66.7% 2nd half: 17-20 85.0% Game: 23-29 79.3%

Officials: Mike Reed, Kevin Brill, Deron White
 Technical fouls: Auburn-None. Colorado-Miller, Tory.
 Attendance: 9834
 CU F Dustin Thomas Fouled Out With 20.5 Remaining In 2nd Half

Score by periods	1st	2nd	Total
Auburn	34	25	59
Colorado	38	52	90

Auburn trailed by just four at the half but ran out of gas in the second period, falling to Colorado, 90-59, in Boulder, in the third game of the ESPN College Hoops Tip-Off Marathon.

Tippling at 11 p.m. local time (midnight in Auburn) and playing without starter Antoine Mason, Auburn shot 38.9 percent from the floor in the first half and was then held to 18.2 percent in the second to fall to 1-1 on the season. Colorado shot 51.9 percent in the first half and 65.4 percent in the second as it moved to 2-0 on the season.

KT Harrell scored a game-high 20 points, the second straight game he has gone for 20, while Cinmeon Bowers had a second consecutive double-double with 11 points and 13 rebounds.

Colorado had three players in double figures. Forwards Josh Scott and Xavier Johnson each went for 17 points while forward Wesley Gordon scored 16 points and pulled down 12 rebounds.

Colorado won the battle of the boards convincingly, 46-31, and recorded six blocks to just one for Auburn.

8 NCAA TOURNAMENTS:
1984, 1985, 1986, 1987, 1988, 1999, 2000, 2003
2 SEC CHAMPIONSHIPS:
1960, 1999

2014-15 AUBURN BASKETBALL GAME NOTES



Official Basketball Box Score -- Game Totals -- Final Statistics



Louisiana vs Auburn

11/21/14 8:00 p.m. at Auburn Arena -- Auburn, Ala.



Louisiana 80 • 1-2

#	Player	Total		3-Ptr		Rebounds			PF	TP	A	TO	Blk	Stl	Min
		FG-FGA	FG-FGA	FT-FTA	Off	Def	Tot								
00	Walker, Devonta	r	1-2	0-0	2-3	0	4	4	2	4	1	5	0	1	15
31	Williams, Brian	r	7-10	0-1	4-4	2	5	7	3	18	2	4	0	0	26
21	Long, Shawn	c	3-7	0-1	0-1	0	2	2	3	6	1	0	0	0	23
03	Rimmer, Xavian	g	2-3	1-2	5-7	0	0	0	2	10	1	2	0	0	15
23	Williams, Tiremone	g	0-0	0-0	0-0	1	0	1	1	0	2	2	0	1	15
01	Wright, Jay	g	3-8	1-5	4-7	1	1	2	3	11	2	1	0	0	17
04	Wronkoski, Steven	g	0-1	0-1	3-4	2	1	3	0	3	1	2	0	0	14
05	Shepherd, Kasey	g	3-7	0-1	0-0	2	0	2	1	6	0	0	0	2	13
13	Register, Hayward	g	0-1	0-1	0-0	0	1	1	0	0	0	0	0	0	8
22	Stove, Johathan	g	4-7	1-2	2-2	0	3	3	3	11	1	2	1	0	21
32	Washington, Bryce	g	5-7	0-0	1-2	2	2	4	4	11	2	2	0	1	19
33	Kande, Vieux	g	0-0	0-0	0-0	0	0	0	0	0	0	0	0	0	4
44	Davenport, JJ	g	0-2	0-1	0-0	0	1	1	0	0	0	0	0	0	10
	Team					0	1	1							
Totals			28-55	3-15	21-30	10	21	31	22	80	13	20	1	5	200

FG % 1st Half: 14-31 45.2% 2nd half: 14-24 58.3% Game: 28-55 50.9%
 3FG % 1st Half: 2-11 18.2% 2nd half: 1-4 25.0% Game: 3-15 20.0%
 FT % 1st Half: 8-10 80.0% 2nd half: 13-20 65.0% Game: 21-30 70.0%

Auburn 105 • 2-1

#	Player	Total		3-Ptr		Rebounds			PF	TP	A	TO	Blk	Stl	Min
		FG-FGA	FG-FGA	FT-FTA	Off	Def	Tot								
05	Bowers, Cinmeon	r	7-13	1-1	5-10	5	7	12	2	20	1	2	0	1	32
25	Granger, Jordan	r	4-5	2-3	4-4	0	6	6	2	14	1	0	1	1	30
01	Harrell, KT	g	10-15	1-4	3-4	3	1	4	1	24	2	1	0	2	32
12	Ross-Miller, KC	g	2-3	0-1	4-4	0	1	1	4	8	3	3	0	2	16
13	Shamsid-Deen, Tahj	g	7-16	5-10	2-2	0	0	0	2	21	3	2	0	2	33
00	Canada, Malcolm	g	3-8	0-2	4-5	1	1	2	4	10	6	1	1	2	23
03	Kelm, Patrick	g	0-0	0-0	0-0	0	0	0	0	0	0	0	0	0	1
22	Holmes, C.J.	g	1-1	1-1	0-0	0	0	0	0	3	0	0	0	0	1
23	Lang, TJ	g	1-2	1-2	0-0	0	0	0	4	3	1	1	0	0	13
24	Purchase, Jack	g	0-2	0-2	0-0	0	1	1	4	0	2	0	0	0	10
31	Waddell, Devin	g	1-1	0-0	0-0	0	1	1	1	2	0	0	0	0	8
42	Stockton, Cole	g	0-0	0-0	0-0	0	0	0	0	0	0	0	0	0	1
	Team					3	6	9							
Totals			36-66	11-26	22-29	12	24	36	24	105	19	10	2	10	200

FG % 1st Half: 16-37 43.2% 2nd half: 20-29 69.0% Game: 36-66 54.5%
 3FG % 1st Half: 4-15 26.7% 2nd half: 7-11 63.6% Game: 11-26 42.3%
 FT % 1st Half: 9-12 75.0% 2nd half: 13-17 76.5% Game: 22-29 75.9%

Officials: Mike Nance, Mike Thibodeaux, Olandis Poole
 Technical fouls: Louisiana-None. Auburn-None.
 Attendance: 8120

Score by periods	1st	2nd	Total
Louisiana	38	42	80
Auburn	45	60	105

Points	In	Off	2nd	Fast	Bench
UL	Paint	T/O	Chance	Break	
UL	46	18	14	6	42
AU	48	24	17	10	18

Last FG - UL 2nd-00:02, AU 2nd-00:15.
 Largest lead - UL by 2 1st-19:08, AU by 27 2nd-05:43.
 UL led for 01:02, AU led for 36:03, Game was tied for 02:54.

Score tied - 6 times.
 Lead changed - 7 times.

Auburn topped the 100-point mark for the first time since 2003 in cruising to a 105-80 victory over Louisiana in the final on-campus game of the MGM Grand Main Event.

Auburn received career-highs in points from Tahj Shamsid-Deen (21), Cinmeon Bowers (20) and Jordan Granger (14) and a career-high tying 10 from Malcolm Canada in moving to 2-1 on the season. Canada also dished out a career-high six assists.

KT Harrell scored over 20 points for the third straight game, finishing with 24, while Shamsid-Deen went 5-for-10 from 3-point range after going a combined 0-for-6 over the first two games.

Auburn scored 60 second-half points, hitting 18 of its last 20 shots and each of its last 11.

Official Basketball Box Score -- Game Totals -- Final Statistics

Tulsa vs Auburn

11/24/14 8:00 PM at MGM GRAND GARDEN ARENA (LAS VEGAS, NV)

Tulsa 53 • 3-1

#	Player	Total		3-Ptr		Rebounds			PF	TP	A	TO	Blk	Stl	Min
		FG-FGA	FG-FGA	FT-FTA	Off	Def	Tot								
01	SMITH, Rashad	f	5-10	1-3	1-2	1	7	8	3	12	2	2	1	3	32
40	WRIGHT, D'Andre	f	1-7	0-2	1-2	0	2	2	2	3	1	1	0	1	36
03	HARRISON, Shaquille	g	4-5	1-1	0-0	0	4	4	2	9	2	5	2	2	34
05	RAY, Rashad	g	4-8	3-4	2-4	1	4	5	1	13	4	1	0	3	36
10	WOODARD, James	g	5-8	4-7	2-3	0	1	1	4	16	1	2	0	1	25
15	CURTIS, Marquel	g	0-2	0-0	0-0	1	3	4	0	0	2	5	0	0	22
23	REPICHOWSKI, Stevie	g	0-0	0-0	0-0	0	0	0	0	0	0	0	0	0	4
35	DEW, Keondre	g	0-0	0-0	0-0	0	0	0	0	0	0	2	0	0	5
44	SWANNEGAN, Brandon	g	0-0	0-0	0-0	1	2	3	4	0	0	2	0	0	6
	Team					0	2	2							
Totals			19-40	9-17	6-11	4	25	29	17	53	12	20	3	10	200

FG % 1st Half: 9-19 47.4% 2nd half: 10-21 47.6% Game: 19-40 47.5%
 3FG % 1st Half: 6-10 60.0% 2nd half: 3-7 42.9% Game: 9-17 52.9%
 FT % 1st Half: 4-9 44.4% 2nd half: 2-2 100.0% Game: 6-11 54.5%

Auburn 35 • 2-2

#	Player	Total		3-Ptr		Rebounds			PF	TP	A	TO	Blk	Stl	Min
		FG-FGA	FG-FGA	FT-FTA	Off	Def	Tot								
05	Bowers, Cinmeon	r	7-15	0-1	3-4	6	9	15	1	17	1	4	0	1	32
25	Granger, Jordan	r	1-3	0-2	0-0	2	1	3	3	2	0	3	1	0	21
01	Harrell, KT	g	1-7	0-5	0-2	0	3	3	2	1	5	0	0	26	
12	Ross-Miller, K.C.	g	0-3	0-2	0-0	0	0	0	4	0	2	5	0	0	17
13	Shamsid-Deen, Tahj	g	2-6	1-4	0-0	0	2	2	2	5	0	2	0	1	33
00	Canada, Malcolm	g	3-7	0-1	0-0	0	2	2	3	6	1	4	0	2	23
23	Lang, TJ	g	0-2	0-2	0-0	0	1	1	1	0	0	0	0	1	16
24	Purchase, Jack	g	1-2	1-2	0-0	1	0	1	1	3	1	0	0	0	19
31	Waddell, Devin	g	0-0	0-0	0-0	0	0	0	0	0	0	0	0	0	8
42	Stockton, Cole	g	0-3	0-3	0-0	0	1	1	0	0	0	0	0	0	5
	Team					1	1	2							
Totals			15-48	2-22	3-6	10	20	30	18	35	6	23	1	5	200

FG % 1st Half: 9-26 34.6% 2nd half: 6-22 27.3% Game: 15-48 31.3%
 3FG % 1st Half: 6-10 60.0% 2nd half: 1-11 9.1% Game: 2-22 9.1%
 FT % 1st Half: 2-4 50.0% 2nd half: 1-2 50.0% Game: 3-6 50.0%

Officials: TOM O'NEILL, KIPP KISSINGER, TERRY OGLESBY
 Technical fouls: Tulsa-None. Auburn-None.
 Attendance: 1507

Score by periods	1st	2nd	Total
Tulsa	28	25	53
Auburn	21	14	35

Auburn was held to a season-low 35 points in a 53-35 loss to Tulsa in the Heavyweight Bracket of the MGM Grand Main Event in Las Vegas.

Junior Cinmeon Bowers had a fourth-straight double-double with 17 points and 15 rebounds but got little help from his teammates, which scored a combined 18 points.

Bowers' fourth straight double-double marks the first time an Auburn player has done that since Jeff Moore closed the 1987-88 season with five straight double-doubles.

Auburn suffered two different 7-minute scoring droughts, scoring its last points of the first half with 7:01 to go and then enduring a similar drought from the 10:30 mark until there was just under 3:30 left in the second half.

The loss dropped Auburn to 2-2 on the season and put it in the Consolation Game against Oregon State.



2014-15 AUBURN BASKETBALL GAME NOTES

8 NCAA TOURNAMENTS:
1984, 1985, 1986, 1987, 1988, 1999, 2000, 2003
2 SEC CHAMPIONSHIPS:
1960, 1999

Official Basketball Box Score -- Game Totals -- Final Statistics
Auburn vs Oregon State
11/26/14 6:00 PM at MGM GRAND GARDEN ARENA (LAS VEGAS, NV)

Auburn 71 • 3-2

#	Player	Total			3-Ptr			Rebounds			PF	TP	A	TO	Blk	Stl	Min
		FG-FGA	FG-FGA	FT-FTA	FG-FGA	FG-FGA	FT-FTA	Off	Def	Tot							
05	Bowers, Cinmeon	f	3-6	0-0	4-6	0	8	8	4	10	0	4	1	0	0	29	
25	Granger, Jordan	f	1-2	0-0	0-2	0	2	2	4	2	0	0	0	0	0	23	
01	Harrell, KT	g	7-13	2-6	4-6	0	0	0	2	20	0	2	0	1	24		
12	Ross-Miller, K.C.	g	2-4	0-0	7-8	2	2	4	1	11	2	4	0	5	32		
13	Shamsid-Deen, Tahj	g	3-7	1-4	4-6	1	1	2	3	11	1	2	0	0	34		
00	Canada, Malcolm	g	3-3	2-2	3-4	0	1	1	2	11	2	1	0	0	23		
23	Lang, TJ	g	1-2	1-2	0-0	1	1	2	3	0	1	0	0	0	7		
24	Purchase, Jack	g	1-3	1-3	0-0	0	2	2	1	3	0	2	0	0	15		
31	Waddell, Devin	g	0-0	0-0	0-0	0	2	2	1	0	0	0	0	0	11		
42	Stockton, Cole	g	0-0	0-0	0-0	0	0	0	0	0	0	0	0	0	2		
Team																	
Totals			21-40	7-17	22-32	4	20	24	20	71	5	16	1	8	200		
FG % 1st Half:		13-22	59.1%	2nd half:	8-18	44.4%	Game:		21-40	52.5%	Deadball						
3FG % 1st Half:		5-11	45.5%	2nd half:	2-6	33.3%	Game:		7-17	41.2%	Rebounds						
FT % 1st Half:		10-15	66.7%	2nd half:	12-17	70.6%	Game:		22-32	68.8%	5						

Oregon State 69 • 3-2

#	Player	Total			3-Ptr			Rebounds			PF	TP	A	TO	Blk	Stl	Min
		FG-FGA	FG-FGA	FT-FTA	FG-FGA	FG-FGA	FT-FTA	Off	Def	Tot							
30	Schaftenaar, Olaf	f	5-11	1-5	2-2	1	2	3	4	13	3	3	0	0	0	31	
05	N'diaye, Cheikh	c	1-1	0-0	0-0	1	0	1	0	2	0	0	0	0	0	3	
01	PaytonII, Gary	g	8-11	2-4	2-3	3	9	12	3	20	3	1	1	1	38		
11	Muvviver, Malcolm	g	4-10	2-3	2-5	1	0	1	3	12	3	0	0	2	36		
13	Morris-Walker, Langs	g	3-10	1-6	3-4	2	2	4	10	1	6	1	0	2	36		
04	Robbins, Victor	g	1-4	0-0	1-2	0	3	3	2	3	1	1	0	2	21		
14	Gomis, Daniel	g	2-2	0-0	0-0	0	1	1	2	4	3	1	2	0	20		
32	Reid, Jarmal	g	2-2	0-0	1-1	0	1	1	5	5	0	3	0	0	7		
51	Livesay, Dylan	g	0-1	0-1	0-0	0	0	0	0	0	0	0	0	0	0+		
52	Dahlen, Matt	g	0-0	0-0	0-0	1	2	3	0	0	0	0	0	0	8		
Team																	
Totals			26-52	6-19	11-17	10	20	30	25	69	14	15	4	7	200		
FG % 1st Half:		14-28	50.0%	2nd half:	12-24	50.0%	Game:		26-52	50.0%	Deadball						
3FG % 1st Half:		3-12	25.0%	2nd half:	3-7	42.9%	Game:		6-19	31.6%	Rebounds						
FT % 1st Half:		4-6	66.7%	2nd half:	7-11	63.6%	Game:		11-17	64.7%	2						

Officials: STEVE OLSON, PATRICK ADAMS, RICK CRAWFORD
Technical fouls: Auburn-None. Oregon State-None.
Attendance:

Score by periods	1st	2nd	Total
Auburn	41	30	71
Oregon State	35	34	69

Auburn drew three charges in the final 5:21 of the second half and took the lead for good with 3:34 remaining as it closed out the MGM Grand Main Event with a 71-69 win over Oregon State. KT Harrell had his fourth 20-point game of the season as Auburn improved to 3-2 on the season.

Auburn led 41-35 at the half behind 9 points from Malcolm Canada and 8 from Tahj Shamsid-Deen. Harrell and Cinmeon Bowers then went to work in the second half with Harrell scoring 14 of his points and Bowers scoring 5 points and pulling down 6 rebounds in the second period en route to a 10-point, 8-rebound night.

Five different players scored in double figures for Auburn as Canada (11), Shamsid-Deen (11) and K.C. Ross-Miller (11) joined Harrell and Bowers.

Auburn shot 52.5 percent for the game, including 41.2 percent from 3-point range while Oregon State shot 50 percent from the floor and 31.6 percent from beyond the arc.

Bowers had his streak of four-straight double-doubles to open the season snapped.

Oregon State dropped to 3-2 with the loss.

Official Basketball Box Score -- Game Totals -- Final Statistics
Auburn vs Texas Tech
12/03/14 8:05 PM at Lubbock, TX (United Supermarkets Arena)

Auburn 44 • 3-3

#	Player	Total			3-Ptr			Rebounds			PF	TP	A	TO	Blk	Stl	Min
		FG-FGA	FG-FGA	FT-FTA	FG-FGA	FG-FGA	FT-FTA	Off	Def	Tot							
01	Harrell, KT	*	6-15	3-9	2-4	0	3	3	2	17	2	4	0	1	36		
05	Bowers, Cinmeon	*	2-6	0-0	0-2	3	5	8	2	4	1	2	1	0	21		
12	Ross-Miller, K.C.	*	1-6	0-3	1-2	0	2	2	3	3	1	3	0	4	24		
13	Shamsid-Deen, Tahj	*	2-7	0-2	1-2	0	2	2	4	5	1	1	0	1	27		
25	Granger, Jordan	*	2-4	2-2	0-0	3	2	5	3	6	1	0	0	0	25		
00	Canada, Malcolm	*	1-3	0-1	0-0	1	1	2	2	2	0	3	0	0	16		
23	Lang, TJ	*	2-4	1-2	0-0	1	1	2	3	5	1	1	0	0	17		
24	Purchase, Jack	*	0-1	0-0	0-0	1	1	2	3	0	1	0	0	0	15		
31	Waddell, Devin	*	1-1	0-0	0-1	0	2	2	4	2	0	0	0	0	19		
Team																	
Totals			17-47	6-19	4-11	10	19	29	26	44	8	15	1	6	200		
FG % 1st Half:		9-24	37.5%	2nd half:	8-23	34.8%	Game:		17-47	36.2%	Deadball						
3FG % 1st Half:		5-14	35.7%	2nd half:	1-5	20.0%	Game:		6-19	31.6%	Rebounds						
FT % 1st Half:		1-3	33.3%	2nd half:	3-8	37.5%	Game:		4-11	36.4%	3						

Texas Tech 46 • 5-1

#	Player	Total			3-Ptr			Rebounds			PF	TP	A	TO	Blk	Stl	Min
		FG-FGA	FG-FGA	FT-FTA	FG-FGA	FG-FGA	FT-FTA	Off	Def	Tot							
00	Williams, Devaughtah	*	1-4	0-1	2-2	0	2	2	2	4	1	2	0	0	19		
03	Onwuasor, Randy	*	0-5	0-3	2-4	0	4	4	0	2	2	3	1	2	31		
11	Smith, Zach	*	1-2	0-0	0-2	1	6	7	0	2	0	1	2	0	30		
14	Turner, Robert	*	2-6	0-3	3-6	1	1	2	2	7	0	2	0	0	28		
32	Odiase, Norense	*	6-9	0-0	3-4	4	3	7	3	15	0	3	1	0	34		
01	Manderson, Isaiah	*	0-0	0-0	0-2	0	0	0	2	0	0	0	0	0	4		
05	Gray, Justin	*	1-3	0-0	0-0	0	3	3	2	2	0	0	1	3	16		
12	Evans, Keenan	*	1-1	0-0	0-0	0	1	1	0	2	0	2	0	1	5		
20	Gotcher, Toddrick	*	2-4	1-2	7-11	0	1	1	3	12	1	2	1	0	22		
35	Lammert, Clark	*	0-0	0-0	0-0	0	1	1	0	0	0	0	0	1	11		
Team																	
Totals			14-34	1-9	17-31	8	24	32	14	46	4	17	6	7	200		
FG % 1st Half:		7-18	38.9%	2nd half:	7-16	43.8%	Game:		14-34	41.2%	Deadball						
3FG % 1st Half:		1-6	16.7%	2nd half:	0-3	0.0%	Game:		1-9	11.1%	Rebounds						
FT % 1st Half:		8-16	50.0%	2nd half:	9-15	60.0%	Game:		17-31	54.8%	7						

Officials: Rick Hartzell, Patrick Adams, Kipp Kissinger
Technical fouls: Auburn-None. Texas Tech-None.
Attendance: 7040

Score by periods	1st	2nd	Total
Auburn	24	20	44
Texas Tech	23	23	46

Points	In Paint	Off T/O	2nd Chance	Fast Break	Bench
AU	16	13	9	0	9
TT	26	15	10	6	16

Lead FG - AU 2nd-00:52, TT 2nd-00:01.
Largest lead - AU by 10 1st-07:31, TT by 6 2nd-08:34.

Score tied - 6 times.
Lead changed - 4 times.

Devaughtah Williams hit a runner in the lane with 2.2 seconds left to give host Texas Tech a 46-44 win over Auburn in the SEC/Big 12 Challenge at United Supermarkets Arena in Lubbock.

Auburn fell to 3-3 with the loss while Texas Tech improved to 5-1.

KT Harrell tried to carry Auburn's offense, scoring a game-high 17 points and hitting three 3-pointers in the loss. Cinmeon Bowers was held to just four points but the SEC's rebounding leader did manage to grab eight rebounds in the loss.

Auburn held a 10-point lead, 20-10, with 7:37 left in the first half but saw Texas Tech cut the lead to a single point, 24-23, going into halftime.

Texas Tech then scored the first six points of the second half in a contest that would be tied six times and see the lead change four times.

Norense Odiase finished with 15 points and 7 rebounds for Texas Tech while Toddrick Gotcher had 12 points, including 7 from the free throw line.

Williams finished with 4 points, all in the final minute, as

8 NCAA TOURNAMENTS:
1984, 1985, 1986, 1987, 1988, 1999, 2000, 2003
2 SEC CHAMPIONSHIPS:
1960, 1999



2014-15 AUBURN BASKETBALL GAME NOTES

Official Basketball Box Score -- Game Totals -- Final Statistics
Coastal Carolina vs Auburn
12-05-14 8:06 p.m. at Auburn Arena -- Auburn, Ala.

Coastal Carolina 58 • 6-2

#	Player	Total			3-Ptr			Rebounds			PF	TP	A	TO	Blk	Stl	Min
		FG-FGA	FG-FGA	FT-FTA	FG-FGA	FG-FGA	FT-FTA	Off	Def	Tot							
21	Curtis, Tristian	f	1-3	0-0	0-0	3	2	5	4	2	0	2	1	0	0	26	
23	Diagne, Badou	f	3-7	1-2	0-0	4	5	9	4	7	0	3	0	2	28		
00	Gillis, Warren	q	6-13	2-3	1-1	0	2	2	1	15	1	1	0	1	35		
10	Wiggins, Shivaughn	g	3-11	0-3	5-8	0	2	2	3	11	4	3	0	1	38		
22	Wilson, Elijah	q	0-6	0-4	1-4	0	1	1	0	1	0	0	0	0	10		
03	Cameron, Josh	q	8-17	4-10	2-3	3	6	9	2	22	2	3	0	4	30		
12	Enanga, Michel	g	0-3	0-2	0-0	3	4	7	4	0	2	1	1	1	25		
30	Ray-St Cyr, Colton	g	0-1	0-1	0-0	1	1	2	0	0	0	0	0	1	7		
35	Freeman, Marcus	g	0-0	0-0	0-0	0	0	0	0	0	0	0	0	0	1		
	Team					2	2	4									
	Totals		21-61	7-25	9-16	16	25	41	19	58	9	13	2	10	200		

FG % 1st Half: 8-31 25.8% 2nd half: 13-30 43.3% Game: 21-61 34.4% Deadball Rebounds 6
 3FG % 1st Half: 3-12 25.0% 2nd half: 4-13 30.8% Game: 7-25 28.0%
 FT % 1st Half: 4-5 80.0% 2nd half: 5-11 45.5% Game: 9-16 56.3%

Auburn 54 • 3-4

#	Player	Total			3-Ptr			Rebounds			PF	TP	A	TO	Blk	Stl	Min
		FG-FGA	FG-FGA	FT-FTA	FG-FGA	FG-FGA	FT-FTA	Off	Def	Tot							
05	Bowers, Cinmeon	f	0-5	0-1	1-4	1	4	5	2	1	0	2	0	0	0	28	
25	Granger, Jordon	f	4-7	0-2	1-3	3	4	7	3	9	1	3	2	2	32		
01	Harrell, KT	q	8-15	7-8	2-2	2	2	4	1	25	2	3	0	0	35		
12	Ross-Miller, K.C.	g	2-11	1-7	1-4	1	3	4	2	6	3	3	0	1	27		
13	Shamsid-Deen, Tahj	g	2-6	2-4	2-2	0	0	0	3	8	5	0	0	0	33		
00	Canada, Malcolm	g	1-5	1-5	0-0	1	0	1	2	3	2	2	1	0	18		
23	Lang, TJ	g	0-1	0-1	1-2	1	1	2	1	1	0	1	0	0	12		
24	Purchase, Jack	g	0-0	0-0	0-0	0	0	0	1	0	0	0	0	0	2		
31	Waddell, Devin	g	0-0	0-0	1-2	0	3	3	3	1	0	1	0	0	13		
	Team					1	5	6									
	Totals		17-50	11-28	9-19	10	22	32	18	54	13	15	3	3	200		

FG % 1st Half: 10-22 45.5% 2nd half: 7-28 25.0% Game: 17-50 34.0% Deadball Rebounds 8,3
 3FG % 1st Half: 7-14 50.0% 2nd half: 4-14 28.6% Game: 11-28 39.3%
 FT % 1st Half: 0-3 0.0% 2nd half: 9-16 56.3% Game: 9-19 47.4%

Officials: Joe Lindsay, Lamar Simpson, Keith Kimble
 Technical fouls: Coastal Carolina-None. Auburn-None.
 Attendance: 7964

Score by periods	1st	2nd	Total
Coastal Carolina	23	35	58
Auburn	27	27	54

Last FG - COASTAL 2nd-00:10, AU 2nd-01:21.
 Largest lead - COASTAL by 4 2nd-00:10, AU by 14 1st-12:34.

Points	In	Off	2nd	Fast	Bench
COASTAL	22	7	15	9	22
AU	12	6	6	0	5

Score tied - 1 time.
 Lead changed - 1 time.

Auburn fell to Coastal Carolina, 58-54, Friday night at Auburn Arena. With the loss the Tigers drop to 3-4 on the season, while Coastal Carolina moves to 6-2.

Senior guard KT Harrell led the Tigers with a career-night beyond the arc, shooting 7-of-8 from 3-point range and finishing with a season-high 25 points. Junior Jordon Granger scored a career-high 9 points and grabbed a team-high 7 rebounds to go along with two blocks.

Coastal Carolina was led by Josh Cameron (22 points, rebounds), Warren Gillis (15 points) and Shivaughn Wiggins (11 points). Badou Diagne added 7 points and 9 rebounds.

Auburn built as large as a 14-point lead in the first half at 19-5 and led by as many as 11 just over halfway through the second half at 46-35. Coastal Carolina took its first lead of the game, 51-50, on a Cameron layup with 3:17 remaining and never allowed Auburn to reclaim it.

Official Basketball Box Score -- Game Totals -- Final Statistics
Auburn vs Clemson
12/14/14 4:00 PM at Clemson, SC (Littlejohn Coliseum)

Auburn 61 • 3-5

#	Player	Total			3-Ptr			Rebounds			PF	TP	A	TO	Blk	Stl	Min
		FG-FGA	FG-FGA	FT-FTA	FG-FGA	FG-FGA	FT-FTA	Off	Def	Tot							
05	Bowers, Cinmeon	f	7-15	0-2	3-5	2	12	14	4	17	1	0	0	3	32		
25	Granger, Jordon	f	1-3	0-2	0-0	1	1	2	2	2	2	3	1	2	31		
01	Harrell, KT	q	6-12	3-7	1-2	1	2	3	1	16	1	3	0	1	34		
12	Ross-Miller, K.C.	g	2-5	1-4	0-0	1	1	2	4	5	2	5	0	2	27		
13	Shamsid-Deen, Tahj	q	1-4	1-3	3-3	0	0	0	1	6	2	0	0	1	16		
00	Canada, Malcolm	g	0-2	0-1	1-2	0	2	2	4	1	0	2	0	2	12		
04	Reed, Trayvon	g	0-1	0-0	0-0	0	0	0	4	0	0	0	1	0	8		
14	Mason, Antoine	g	4-9	2-5	4-7	0	2	2	4	14	1	5	0	1	28		
23	Lang, TJ	g	0-0	0-0	0-0	0	0	0	1	0	0	0	0	0	2		
31	Waddell, Devin	g	0-3	0-0	0-0	2	0	2	3	0	1	0	0	0	10		
	Team					1	2	3									
	Totals		21-54	7-24	12-19	8	22	30	28	61	10	18	2	12	200		

FG % 1st Half: 8-32 25.0% 2nd half: 13-22 59.1% Game: 21-54 38.9% Deadball Rebounds 4
 3FG % 1st Half: 3-13 23.1% 2nd half: 4-11 36.4% Game: 7-24 29.2%
 FT % 1st Half: 4-5 80.0% 2nd half: 8-14 57.1% Game: 12-19 63.2%

Clemson 72 • 6-3

#	Player	Total			3-Ptr			Rebounds			PF	TP	A	TO	Blk	Stl	Min
		FG-FGA	FG-FGA	FT-FTA	FG-FGA	FG-FGA	FT-FTA	Off	Def	Tot							
05	BLOSSOMGAME, Jaron	f	2-8	0-2	8-11	1	9	10	2	12	1	2	0	1	36		
15	GRANTHAM, Donte	f	1-7	0-5	3-4	0	2	2	2	5	1	2	4	4	34		
35	NNOKO, Landry	c	3-4	0-0	3-5	2	5	7	5	9	1	1	2	0	16		
12	HALL, Rod	g	8-13	0-2	4-5	0	2	2	1	20	1	8	0	2	36		
01	HARRISON, Damarcus	g	5-8	2-4	7-8	2	3	5	1	19	2	2	1	0	35		
21	AJUKWA, Austin	g	0-2	0-0	1-2	1	1	2	3	1	1	2	0	0	11		
10	DeVOE, Gabe	g	0-1	0-1	0-0	0	0	0	0	0	0	0	0	0	3		
20	ROPER, Jordan	g	0-1	0-0	0-0	0	0	0	1	0	0	0	0	0	5		
33	SMITH, Josh	g	3-5	0-0	0-0	2	1	3	2	6	0	0	0	0	9		
50	DJITTE, Sidy	g	0-0	0-0	0-0	0	2	2	2	0	0	0	0	0	15		
	Team					2	3	5									
	Totals		22-49	2-14	26-35	10	28	38	19	72	7	17	7	7	200		

FG % 1st Half: 11-26 42.3% 2nd half: 11-23 47.8% Game: 22-49 44.9% Deadball Rebounds 4
 3FG % 1st Half: 1-10 10.0% 2nd half: 1-4 25.0% Game: 2-14 14.3%
 FT % 1st Half: 6-10 60.0% 2nd half: 20-25 80.0% Game: 26-35 74.3%

Officials: Les Jones, Michael Roberts, Joe Lindsay
 Technical fouls: Auburn-Mason, Antoine. Clemson-None.
 Attendance: 7140

Score by periods	1st	2nd	Total
Auburn	23	38	61
Clemson	29	43	72

Points	In	Off	2nd	Fast	Bench
AU	24	14	1	2	15
CU	36	19	9	6	7

Last FG - AU 2nd-00:22, CU 2nd-01:05.
 Largest lead - AU by 5 1st-17:31, CU by 12 1st-02:14.

Score tied - 3 times.
 Lead changed - 5 times.

Antoine Mason returned from an ankle injury to score 14 points and Cinmeon Bowers collected his fifth double-double of the season but it wasn't enough for Auburn, which fell at Clemson, 72-61.

The loss was the third straight for Auburn (3-5) while it was a third straight win over an SEC team for Clemson (6-3).

Clemson led by as many as 12 in the first half but a four-point play by Tahj Shamsid-Deen just under a minute into the second half cut the lead to two, 29-27. Clemson then went on an 11-2 run to stretch the lead to 40-29 with 16:08 left in the contest.

Auburn would not go away, getting as close as four points, 62-58, with 2:56 left but Clemson was able to score 10 of the final 13 points for the win.

Bowers had 10 points and 5 rebounds in the first half en route to his 17-point, 14-rebound performance, leading the team in both categories. Has also had a team-high three steals.

KT Harrell scored 16 points on 6-for-12 shooting for Auburn.

Rod Hall led all scorers with 20 points while Damarcus Harrison added 19 points and Jaron Blossomgame had 12 points and 10 rebounds. Clemson also recorded seven blocks to two by Auburn.

Auburn finished with a season-high 12 steals, 10 of which came in the second half.



2014-15 AUBURN BASKETBALL GAME NOTES

8 NCAA TOURNAMENTS:
1984, 1985, 1986, 1987, 1988, 1999, 2000, 2003
2 SEC CHAMPIONSHIPS:
1960, 1999

Official Basketball Box Score -- Game Totals -- Final Statistics Winthrop vs Auburn 12/17/14 8:00 p.m. at Auburn Arena -- Auburn, Ala.

Winthrop 62 • 4-5

#	Player	Total			3-Ptr			Rebounds			PF	TP	A	TO	Blk	Stl	Min
		FG-FGA	FG-FGA	FT-FTA	FG-FGA	FG-FGA	FT-FTA	Off	Def	Tot							
31	Prescott, Tevin	f	7-10	0-0	3-5	5	2	7	2	17	0	3	0	0	0	30	
35	Scott, Jarad	f	3-7	1-4	0-0	3	4	7	5	7	0	2	0	3	16		
10	Moore, Keon	g	4-21	2-11	2-3	2	4	6	3	12	3	0	1	2	37		
11	Smith, Andre	g	5-14	1-8	1-1	0	2	2	2	12	6	1	0	0	38		
12	Cooks, Xavier	q	2-6	0-1	2-5	2	7	9	3	6	0	1	3	0	20		
00	Okeke, Duby	q	0-0	0-0	0-0	0	0	0	2	0	0	0	1	0	2		
15	Henry, Derrick	q	2-8	0-3	1-3	0	0	0	1	5	0	1	0	0	22		
21	Lopez, Joseph	q	1-4	0-0	0-4	5	4	9	3	2	0	1	0	0	20		
42	Davenport, Josh	q	0-0	0-0	1-2	2	2	4	2	1	0	2	0	2	15		
	Team					2	1	3									
	Totals		24-70	4-27	10-23	21	26	47	23	62	9	11	5	7	200		

FG % 1st Half: 13-37 35.1% 2nd half: 11-33 33.3% Game: 24-70 34.3%
 3FG % 1st Half: 2-14 14.3% 2nd half: 2-13 15.4% Game: 4-27 14.8%
 FT % 1st Half: 4-10 40.0% 2nd half: 6-13 46.2% Game: 10-23 43.5%

Auburn 80 • 4-5

#	Player	Total			3-Ptr			Rebounds			PF	TP	A	TO	Blk	Stl	Min
		FG-FGA	FG-FGA	FT-FTA	FG-FGA	FG-FGA	FT-FTA	Off	Def	Tot							
05	Bowers, Cinmeon	f	8-13	0-0	3-9	4	13	17	1	19	3	4	0	1	27		
25	Granger, Jordan	f	3-6	2-4	2-3	1	3	4	2	10	2	1	1	1	25		
01	Harrell, KT	g	4-11	3-6	3-6	0	3	3	2	14	1	1	0	1	29		
13	Shamsid-Deen, Tahj	g	2-4	0-1	3-4	0	2	2	2	7	0	0	0	0	26		
14	Mason, Antoine	g	5-10	0-4	3-4	0	4	4	3	13	2	2	0	1	28		
00	Canada, Malcolm	q	2-3	1-1	0-0	0	0	0	4	5	5	0	0	0	16		
04	Reed, Trayvon	q	1-4	0-0	0-2	3	5	8	2	2	0	0	2	0	12		
12	Ross-Miller, K.C.	q	0-1	0-1	2-2	1	0	1	1	2	3	1	0	0	19		
20	Thompson, Alex	q	2-9	1-2	3-4	4	2	6	3	8	0	1	1	0	15		
23	Lang, TJ	q	0-0	0-0	0-0	0	0	0	1	0	0	1	0	0	2		
31	Waddell, Devin	q	0-0	0-0	0-0	0	1	1	0	0	0	0	0	0	1		
	Team					2	1	3									
	Totals		27-61	7-19	19-34	15	34	49	21	80	16	11	4	4	200		

FG % 1st Half: 13-30 43.3% 2nd half: 14-31 45.2% Game: 27-61 44.3%
 3FG % 1st Half: 3-7 42.9% 2nd half: 4-12 33.3% Game: 7-19 36.8%
 FT % 1st Half: 11-18 61.1% 2nd half: 8-16 50.0% Game: 19-34 55.9%

Officials: Joe Lindsay, Pat Adams, Jeffrey Anderson
 Technical fouls: Winthrop-None. Auburn-None.
 Attendance: 5323

Score by periods	1st	2nd	Total
Winthrop	32	30	62
Auburn	40	40	80

Last FG - WINTHROP 2nd-02:39, AU 2nd-00:09.
 Largest lead - WINTHROP None, AU by 19 2nd-04:06.

Score tied - 0 times.
 Lead changed - 0 times.

Auburn led wire-to-wire on Wednesday night as the Tigers defeated the Winthrop Eagles, 80-62, at Auburn Arena. Junior Cinmeon Bowers led the way with his sixth double-double of the season with 19 points and 17 rebounds.

After leading 40-32 at the break, the Eagles trimmed the Tigers' lead to three, but Auburn (4-5) countered with a 20-6 run. Senior Antoine Mason started the run with a drive to the bucket for a layup, before back-to-back threes from seniors Malcolm Canada and KT Harrell stretched the lead to 12. After consecutive dunks from Mason and Bowers, junior Jordan Granger hit a three to extend Auburn's lead to 17, 67-50.

Harrell finished the game with 14 points, eclipsing the 1,000-point career mark in the first half. Mason added 13 for the Tigers, while Granger recorded 10 points. Auburn outpaced the Eagles, outscoring Winthrop 12-2 on the fast break.

Playing in their first home games of the season, Trayvon Martin pulled down 8 rebounds and 2 blocks in 12 minutes while Alex Thompson had 8 points and 6 rebounds.

Auburn finished the game with a season-high 49 rebounds.

Auburn held Winthrop (4-5) to 14.8 percent from 3-point range, the second straight game and third in the last four in which its opponent shot less than 15 percent from beyond the arc. Winthrop was shooting 35.7 percent from 3-point range coming into the game.

Tevin Prescott led Winthrop with 17 points and also pulled down seven rebounds. He was joined in double figures by Keon Moore and Andre Smith, who both scored 12.

Official Basketball Box Score -- Game Totals -- Final Statistics Xavier vs Auburn 12/20/14 5:00 p.m. at Auburn Arena -- Auburn, Ala.

Xavier 88 • 8-3

#	Player	Total			3-Ptr			Rebounds			PF	TP	A	TO	Blk	Stl	Min
		FG-FGA	FG-FGA	FT-FTA	FG-FGA	FG-FGA	FT-FTA	Off	Def	Tot							
02	Farr, James	f	2-6	0-2	1-1	1	1	2	1	5	1	1	0	0	12		
05	Bluiett, Trevon	f	3-11	2-6	8-8	1	6	7	2	16	5	3	0	2	40		
40	Stainbrook, Matt	c	2-9	0-0	7-8	4	8	12	5	11	3	3	0	2	35		
10	Abell, Remy	g	5-11	2-4	6-7	0	1	1	3	18	1	1	0	0	45		
11	Davis, Dee	g	4-7	1-1	0-0	0	2	2	5	9	0	1	0	1	18		
00	Austin Jr., Larry	q	0-0	0-0	0-0	0	0	0	0	0	0	0	0	0	0+		
01	Reynolds, Jalen	q	7-9	0-0	2-3	3	3	6	2	16	0	2	1	2	25		
03	Randolph, Brandon	q	2-6	1-2	0-0	0	3	3	2	5	2	1	0	3	35		
15	Davis, Myles	q	3-7	2-5	0-0	1	2	3	4	8	3	4	0	2	40		
	Team					2	2	4									
	Totals		28-66	8-20	24-27	12	28	40	24	88	15	16	1	12	250		

FG % 1st Half: 13-33 39.4% 2nd half: 12-23 52.2% OT: 3-10 30.0% Game: 28-66 42.4%
 3FG % 1st Half: 5-13 38.5% 2nd half: 3-5 60.0% OT: 0-2 0.0% Game: 8-20 40.0%
 FT % 1st Half: 7-7 100.0% 2nd half: 8-10 80.0% OT: 9-10 90.0% Game: 24-27 88.9%

Auburn 89 • 5-5

#	Player	Total			3-Ptr			Rebounds			PF	TP	A	TO	Blk	Stl	Min
		FG-FGA	FG-FGA	FT-FTA	FG-FGA	FG-FGA	FT-FTA	Off	Def	Tot							
05	Bowers, Cinmeon	f	8-14	0-0	1-4	1	5	6	5	17	0	4	1	0	24		
25	Granger, Jordan	f	1-3	1-3	0-0	0	1	1	1	3	3	1	1	1	19		
01	Harrell, KT	g	10-20	3-9	1-1	2	5	7	2	24	2	3	1	1	44		
13	Shamsid-Deen, Tahj	g	3-4	0-1	0-1	0	4	4	0	6	2	0	0	1	30		
14	Mason, Antoine	g	2-8	1-4	7-11	2	1	3	2	12	2	0	0	1	32		
00	Canada, Malcolm	q	5-9	0-2	5-6	1	2	3	4	15	2	1	0	3	37		
04	Reed, Trayvon	q	1-1	0-0	2-4	2	3	5	4	1	0	5	0	25			
12	Ross-Miller, K.C.	q	3-6	0-1	2-2	0	3	3	1	8	1	2	0	4	27		
20	Thompson, Alex	q	0-2	0-2	0-0	0	2	2	3	0	0	3	0	0	11		
31	Waddell, Devin	q	0-0	0-0	0-0	0	0	0	0	0	0	0	0	0	1		
	Team					2	1	3									
	Totals		33-67	5-22	18-29	10	27	37	22	89	11	16	7	11	250		

FG % 1st Half: 10-25 40.0% 2nd half: 19-31 61.3% OT: 4-11 36.4% Game: 33-67 49.3%
 3FG % 1st Half: 1-10 10.0% 2nd half: 3-9 33.3% OT: 1-3 33.3% Game: 5-22 22.7%
 FT % 1st Half: 4-7 57.1% 2nd half: 7-13 53.8% OT: 7-9 77.8% Game: 18-29 62.1%

Officials: Tony Greene, Jim Burr, James Breeding
 Technical fouls: Xavier-None. Auburn-None.
 Attendance: 7975

Score by periods	1st	2nd	OT	OT2	Total
Xavier	38	35	10	5	88
Auburn	25	48	10	6	89

Points	In	Off	2nd	Fast	Bench
XU	40	13	19	6	29
AU	46	17	9	10	27

Last FG - XU OT2-00:36, AU OT2-04:47.
 Largest lead - XU by 14 2nd-14:31, AU by 5 2nd-00:40.

Score tied - 8 times.
 Lead changed - 10 times.

Auburn erased a 13-point halftime deficit to defeat the Xavier Musketeers, 89-88, in a double-overtime thriller on Saturday at Auburn Arena.

Trailing by 14 with 14:31 remaining in the second half, the Tigers responded with a 26-12 run over the next 11:22 of the game to take the lead by two, 66-64. Junior Cinmeon Bowers and senior KT Harrell lead the Tigers with 11 and 10 points, respectively in the second half. With the Tigers leading by three with 37 seconds left in regulation, Xavier's Myles Davis buried a game-tying three to send the game into overtime.

Trailing by one in the second overtime period, Auburn's Malcolm Canada drew a foul and converted both free throws to give the Tigers the one point advantage. On the final possession, Xavier's Remy Abell game-winning three-point attempt was off the mark, giving Auburn its first overtime win since 2012.

Harrell led all scorers in the game with 24 points, including a season-high seven rebounds. Bowers added 17 for the Tigers while Canada posted a career-high 15 points and senior Antoine Mason added 12.

Xavier was led by Abell, who had 18, and Jalen Reynolds and Bluiett, who added 16. Auburn outscored the Musketeers 46-40 in the paint and scored 17 points off turnovers to Xavier's 13.

8 NCAA TOURNAMENTS:
1984, 1985, 1986, 1987, 1988, 1999, 2000, 2003
2 SEC CHAMPIONSHIPS:
1960, 1999

2014-15 AUBURN BASKETBALL GAME NOTES



Official Basketball Box Score -- Game Totals -- Final Statistics
Texas Southern vs Auburn
12/23/14 7:00 pm at Auburn Arena -- Auburn, Ala.

Texas Southern 60 • 2-9

#	Player	Total		3-Ptr		Rebounds			PF	TP	A	TO	Blk	Stl	Min
		FG-FGA	FG-FGA	FT-FTA	Off	Def	Tot								
02	Thomas, Chris	f	5-11	0-1	1-2	2	3	5	3	11	5	4	0	6	32
03	Shepherd, Nick	f	0-0	0-0	0-0	3	1	4	2	0	0	2	3	0	11
01	Biggs, Deverell	g	3-7	0-1	2-2	1	4	5	4	8	3	3	1	0	29
04	Jobns, Madarious	g	3-11	1-2	6-6	1	5	6	3	13	2	6	0	2	38
23	Gibson, Nevin	g	0-0	0-0	0-0	0	0	0	1	0	0	0	0	1	5
11	Riley, Malcolm	g	5-9	0-1	0-0	1	4	5	1	10	0	1	0	0	35
15	Blanks, David	g	1-2	0-0	0-1	0	3	3	2	2	1	0	0	0	21
23	Carter, Jason	g	6-15	3-8	1-2	0	5	5	4	16	1	2	2	3	29
Team						3	1	4							
Totals			23-55	4-13	10-13	11	26	37	20	60	12	18	6	12	200
FG % 1st Half:		9-24	37.5%	2nd half:	14-31	45.2%	Game:		23-55	41.8%					Deadball
3FG % 1st Half:		2-5	40.0%	2nd half:	2-8	25.0%	Game:		4-13	30.8%					Rebounds
FT % 1st Half:		8-10	80.0%	2nd half:	2-3	66.7%	Game:		10-13	76.9%					3.1

Auburn 61 • 6-5

#	Player	Total		3-Ptr		Rebounds			PF	TP	A	TO	Blk	Stl	Min
		FG-FGA	FG-FGA	FT-FTA	Off	Def	Tot								
05	Bowers, Cinmeon	f	4-12	0-0	5-11	5	10	15	1	13	1	4	3	3	32
25	Granger, Jordon	f	0-1	0-1	0-0	0	0	0	1	0	0	2	0	0	13
01	Harrell, KT	g	4-11	2-5	4-4	1	1	2	0	14	1	1	1	2	37
13	Shamsid-Deen, Tahj	g	0-1	0-0	0-0	0	0	0	5	0	1	1	0	0	15
14	Mason, Antoine	g	5-13	3-6	0-0	1	2	3	0	13	0	3	0	2	32
00	Canada, Malcolm	g	1-4	0-2	3-4	0	4	4	3	5	4	0	1	0	27
04	Reed, Trayvon	g	1-1	0-0	0-1	1	2	3	2	2	1	1	0	0	8
12	Ross-Miller, K.C.	g	4-8	1-3	2-2	0	2	2	3	11	4	1	0	3	25
20	Thompson, Alex	g	1-4	0-3	1-1	0	1	1	0	3	0	2	0	1	9
23	Lang, TJ	g	0-1	0-1	0-0	0	0	0	0	0	0	0	0	0	2
Team						5	1	6							
Totals			20-56	6-21	15-23	13	21	34	15	61	12	15	5	11	200
FG % 1st Half:		9-28	32.1%	2nd half:	11-28	39.3%	Game:		20-56	35.7%					Deadball
3FG % 1st Half:		3-11	27.3%	2nd half:	3-10	30.0%	Game:		6-21	28.6%					Rebounds
FT % 1st Half:		6-10	60.0%	2nd half:	9-13	69.2%	Game:		15-23	65.2%					4

Officials: Antinio Petty, Ted Valentine, Jeffrey Clark
 Technical fouls: Texas Southern-None. Auburn-None.
 Attendance: 7323

Score by periods	1st	2nd	Total
Texas Southern	28	32	60
Auburn	27	34	61

	In	Off	2nd	Fast	
Points	Paint	T/O	Chance	Break	Bench
TXSO	28	9	11	4	28
AU	24	17	9	8	21

Last FG - TXSO 2nd-02:45, AU 2nd-01:25.
 Largest lead - TXSO by 11 2nd-14:42, AU by 2 1st-13:51.

Score tied - 3 times.
 Lead changed - 5 times.

Auburn erased an 11-point second-deficit to knock off Texas Southern, 61-60, Tuesday night at Auburn Arena.

Senior K.C. Ross-Miller hit a pair of clutch free throws with 14 seconds remaining and Auburn (6-5) had to fend off two Texas Southern (2-9) possessions in the final 10 seconds of the game, getting a late steal from junior big man Cinmeon Bowers to give the Tigers its second-straight comeback victory on their home floor.

Senior KT Harrell led the way with 14 points while Bowers finished with 13 points and a game-high 15 rebounds to pick up his seventh double-double of the season. Antoine Mason also had 13 points, hitting 5-of-13 shots from the field including three treys. The Queens, N.Y., native poured in 10 of his 13 in the second half, pulling down three boards and swiping two steals.

Mason now has 2,005 points in his career, the second-most by an active player in the country behind BYU's Tyler Haws. Auburn is the only team in the nation with a 2,000-point scorer (Mason) and a 1,000-point scorer (Harrell).

Auburn trailed for most of the opening 20 minutes, but slowly worked its way back to cut the Texas Southern lead down to 28-27 at the intermission. A 10-2 Texas Southern run to open the second half put Auburn back down by 11 with 14:08 to go.

Auburn's pressure defense came alive down the stretch forcing 10 Texas Southern turnovers as Mason and Harrell dropped in back-to-back lay-ups to put the Tigers up 59-58 at the 1:19 mark. The Tigers scored 15 points off turnovers in the game's final 20 minutes.

After Texas Southern's Derrell Biggs hit two free throws with just 20 seconds left, Ross-Miller led Auburn down the floor and drew contact to earn two shots at the charity stripe. The senior, who finished with 11 points on 4-of-8 shooting with four assists, hit his only two free throws of the night to put Auburn back in the lead for good.

Despite getting outshot from the field 42 percent to 36 percent and being out-rebounded, 37-34, The Tigers finished with 11 steals in the game, getting three apiece from Bowers and Ross-Miller.

Auburn moved to 6-0 this season when four players scored 10-plus points. The victory also marked the third time this season the Tigers have overcome a double-digit deficit in the second half to earn a victory.

Official Basketball Box Score -- Game Totals -- Final Statistics
Middle Tennessee St vs Auburn
12/29/14 8:00 p.m. at Auburn Arena -- Auburn, Ala.

Middle Tennessee St 48 • 7-6

#	Player	Total		3-Ptr		Rebounds			PF	TP	A	TO	Blk	Stl	Min
		FG-FGA	FG-FGA	FT-FTA	Off	Def	Tot								
00	Harris, Darnell	f	2-6	0-1	0-0	0	4	4	2	4	0	0	0	0	19
42	Rozier, Jacques	f	0-0	0-0	0-0	1	0	1	0	0	0	0	1	0	5
10	Raymond, Jaqawn	g	4-6	2-3	0-0	0	3	3	1	10	2	5	0	1	38
11	Simpson, Edward	g	0-3	0-1	3-3	0	3	3	0	3	0	3	0	0	13
20	Potts, Giddy	g	0-2	0-2	0-0	0	1	1	3	0	0	2	0	1	11
01	Jones, Dj	g	0-1	0-1	1-2	0	0	0	1	1	0	1	0	2	3
02	Buford, Perrin	g	2-5	0-0	3-3	3	0	3	3	7	0	2	0	0	23
03	Phillips, Joshua	g	0-0	0-0	0-0	0	0	0	1	0	1	0	0	0	9
05	Ivory, Jacob	g	0-0	0-0	0-0	0	1	1	0	0	0	3	0	0	2
15	Richmond, Jaquel	g	4-8	3-4	0-0	0	1	1	2	11	4	5	0	2	29
23	Tarrance, Marcus	g	2-5	1-4	1-2	1	2	3	2	6	3	0	0	3	25
30	Ushaw, Reggie	g	3-6	0-1	0-0	1	1	2	4	6	1	3	1	1	23
Team						1	1	2							
Totals			17-42	6-17	8-10	7	17	24	19	48	11	24	2	10	200
FG % 1st Half:		8-23	34.8%	2nd half:	9-19	47.4%	Game:		17-42	40.5%					Deadball
3FG % 1st Half:		2-8	25.0%	2nd half:	4-9	44.4%	Game:		6-17	35.3%					Rebounds
FT % 1st Half:		2-2	100.0%	2nd half:	6-8	75.0%	Game:		8-10	80.0%					2.1

Auburn 64 • 7-5

#	Player	Total		3-Ptr		Rebounds			PF	TP	A	TO	Blk	Stl	Min
		FG-FGA	FG-FGA	FT-FTA	Off	Def	Tot								
05	Bowers, Cinmeon	f	5-12	0-1	1-3	3	3	6	3	11	1	3	0	0	24
25	Granger, Jordon	f	3-3	1-1	0-1	0	0	0	3	7	0	0	0	1	12
01	Harrell, KT	g	4-9	2-4	2-2	1	6	7	2	12	3	4	0	2	33
12	Ross-Miller, K.C.	g	3-3	0-0	1-2	0	3	3	2	7	1	4	0	5	27
14	Mason, Antoine	g	5-7	3-4	6-6	0	1	1	3	19	3	2	0	2	32
00	Canada, Malcolm	g	0-2	0-0	1-2	1	1	2	1	1	2	2	0	1	26
03	Keim, Patrick	g	0-0	0-0	0-0	0	0	0	0	0	0	0	0	0	0+
04	Reed, Trayvon	g	1-1	0-0	2-4	0	3	3	0	4	0	1	0	0	16
13	Shamsid-Deen, Tahj	g	0-3	0-1	0-0	0	0	0	1	0	1	0	0	0	12
20	Thompson, Alex	g	1-3	0-0	1-4	3	0	3	0	3	0	0	0	1	16
23	Lang, TJ	g	0-0	0-0	0-0	0	0	0	0	0	0	1	0	0	2
42	Stockton, Cole	g	0-0	0-0	0-0	0	0	0	0	0	0	0	0	0	0+
Team						1	2	3							
Totals			22-43	6-11	14-24	9	19	28	15	64	11	17	1	12	200
FG % 1st Half:		10-21	47.6%	2nd half:	12-22	54.5%	Game:		22-43	51.2%					Deadball
3FG % 1st Half:		3-6	50.0%	2nd half:	3-5	60.0%	Game:		6-11	54.5%					Rebounds
FT % 1st Half:		8-12	66.7%	2nd half:	6-12	50.0%	Game:		14-24	58.3%					4

Officials: Doug Shows, Ron Groover, Anthony Jordan
 Technical fouls: Middle Tennessee St-None. Auburn-None.
 Attendance: 6752

Score by periods	1st	2nd	Total
Middle Tennessee St	20	28	48
Auburn	31	33	64

	In	Off	2nd	Fast	
Points	Paint	T/O	Chance	Break	Bench
MT	20	13	4	6	31
AU	28	19	13	2	8

Last FG - MT 2nd-01:43, AU 2nd-03:12.
 Largest lead - MT None, AU by 22 2nd-04:51.

Score tied - 1 time.
 Lead changed - 0 times.

Antoine Mason scored 19 points and Auburn forced a season-high 24 turnovers to propel the Tigers to a 64-48 victory over Middle Tennessee State on Monday night at Auburn Arena.

The Tigers (7-5) led the entire way to earn their fourth-straight victory, shooting 51 percent (22-of-43) in the win, including 55 percent (6-of-11) from deep against Middle Tennessee State (7-6). Auburn's defense used pressure all night to tie a season-high with 12 steals.

Mason's 19 matched his season high, done in the opener against UW-Milwaukee, finishing as one of three Tigers in double-figures. The Queens, N.Y., native knocked down three from beyond the arc and finished a perfect 6-of-6 from the free throw line.

KT Harrell added 12 points, three assists and a team-high seven rebounds, while Cinmeon Bowers collected 11 points and six boards. K.C. Ross-Miller recorded seven points and led the Tigers with a season-high five steals. Jordon Granger also finished with seven points in 12 minutes of action, hitting a pair of three-pointers.

The Tiger's defense was strong in the first half, holding the Blue Raiders to just 20 points – the fewest by an Auburn opponent this season. Auburn also shot 44 percent from the field in the game's first 20 minutes as Mason recorded 12 to lead all scorers at the break.

In the second half, Auburn used a 14-3 run to put the game out of reach at 58-37 with 6:48 left. Harrell poured in 10 of 12 points during the final 20 minutes of action.

The Blue Raiders' 48 points were the fewest by an Auburn opponent in a victory since the Tigers' 49-37 win over Alabama in 201



2014-15 AUBURN BASKETBALL GAME NOTES

8 NCAA TOURNAMENTS:
1984, 1985, 1986, 1987, 1988, 1999, 2000, 2003
2 SEC CHAMPIONSHIPS:
1960, 1999

Official Basketball Box Score -- Game Totals -- Final Statistics
North Alabama vs Auburn
01/03/15 12:00 p.m. at Auburn Arena -- Auburn, Ala.

North Alabama 61 • 5-6

#	Player	F	Total			3-Ptr			Rebounds			PF	TP	A	TO	Blk	Stl	Min
			FG-FGA	FG-FGA	FT-FTA	Off	Def	Tot	Off	Def	Tot							
01	Vucica, Jere	f	3-9	2-4	1-2	0	7	7	3	9	1	3	1	1			30	
32	Landry, Marcus	f	6-9	0-0	0-0	3	0	3	5	12	1	1	1	1			24	
35	Dade, Calvin	f	3-9	0-0	1-4	4	3	7	3	7	2	6	0	2			31	
10	Fletcher, John	g	2-6	0-0	0-0	0	0	0	3	4	1	0	0	1			27	
11	Spehr, Nathan	q	6-11	3-7	2-2	0	2	2	1	17	4	1	0	1			30	
02	Smith, Justin		0-0	0-0	0-0	0	0	0	0	0	0	0	0	0			1	
03	Hodge, Jeff		1-5	1-4	0-0	0	0	0	1	3	2	2	0	1			19	
12	Herman, Brandon		4-10	0-4	1-4	1	5	6	2	9	3	4	0	1			28	
33	Corkery, Luke		0-1	0-0	0-0	1	3	4	4	0	0	1	1	0			10	
	Team					1	2	3										
	Totals		25-60	6-19	5-12	10	22	32	22	61	14	18	3	8			200	

FG % 1st Half: 14-37 37.8% 2nd half: 11-23 47.8% Game: 25-60 41.7% Deadball Rebounds 4
 3FG % 1st Half: 1-9 11.1% 2nd half: 5-10 50.0% Game: 6-19 31.6%
 FT % 1st Half: 1-2 50.0% 2nd half: 4-10 40.0% Game: 5-12 41.7%

Auburn 82 • 8-5

#	Player	F	Total			3-Ptr			Rebounds			PF	TP	A	TO	Blk	Stl	Min
			FG-FGA	FG-FGA	FT-FTA	Off	Def	Tot	Off	Def	Tot							
05	Bowers, Cinmeon	f	8-14	0-1	4-7	4	7	11	1	20	0	1	3	0			29	
25	Granger, Jordan	f	0-0	0-0	0-0	0	1	1	0	0	0	0	1	0			4	
01	Harrell, KT	g	9-16	4-7	3-5	4	2	6	0	25	3	1	0	2			33	
12	Ross-Miller, K.C.	g	1-5	0-2	0-0	0	0	0	3	2	6	1	0	4			25	
14	Mason, Antoine	g	6-13	0-5	6-7	0	4	4	2	18	2	5	0	0			32	
00	Canada, Malcolm		3-7	0-3	2-3	2	4	6	3	8	5	2	0	3			28	
03	Keim, Patrick		0-0	0-0	0-2	0	0	0	0	0	0	0	0	0			1	
04	Reed, Trayvon		1-1	0-0	0-0	1	2	3	1	2	0	1	0	0			10	
20	Thompson, Alex		3-8	1-3	0-0	1	2	3	2	7	2	0	0	0			20	
22	Holmes, C.J.		0-0	0-0	0-0	0	0	0	0	0	0	0	0	0			1	
23	Lang, TJ		0-1	0-1	0-0	0	3	3	0	0	2	2	0	1			15	
31	Waddell, Devin		0-0	0-0	0-0	0	0	0	0	0	0	0	0	0			1	
42	Stockton, Cole		0-0	0-0	0-0	0	0	0	1	0	0	0	0	0			1	
	Team					3	3	6										
	Totals		31-65	5-22	15-24	15	28	43	13	82	20	13	4	10			200	

FG % 1st Half: 10-29 34.5% 2nd half: 21-36 58.3% Game: 31-65 47.7% Deadball Rebounds 6
 3FG % 1st Half: 4-13 30.8% 2nd half: 1-9 11.1% Game: 5-22 22.7%
 FT % 1st Half: 8-13 61.5% 2nd half: 7-11 63.6% Game: 15-24 62.5%

Officials: Antinio Petty, Brian Shey, Byron Jarrett
 Technical fouls: North Alabama-None. Auburn-None.
 Attendance: 8169

Score by periods	1st	2nd	Total
North Alabama	30	31	61
Auburn	32	50	82

Points	In	Off	2nd	Fast	Bench
UNA	32	16	14	4	12
AU	44	31	17	6	17

Last FG - UNA 2nd-02:14, AU 2nd-01:15.
 Largest lead - UNA by 9 1st-11:59, AU by 21 2nd-00:58.

Score tied - 3 times.
 Lead changed - 3 times.

KT Harrell tied a season-high with 25 points and Cinmeon Bowers recorded his eighth double-double of the year to lead Auburn to a 82-61 victory against North Alabama on Saturday in the Tigers' non-conference finale.

Auburn (8-5) overcame a slow start and shot 58 percent (21-of-36) in the second half to put the game away late. The Tigers picked up 31 points off turnovers and outscored North Alabama (5-6), 32-10, in the paint in the game's final 20 minutes.

The win marked the Tigers' fifth-straight victory heading into SEC play and moved their record to 7-1 at Auburn Arena this season.

Harrell's performance gave the senior his seventh 20-point game of the season and the 19th of his career. The Montgomery, Ala., native finished 9-of-16 from the floor, including 4-of-7 from behind the arc. The senior also chipped in six rebounds, four on the offensive glass.

Bowers finished with 20 points and 11 rebounds in the win, finishing with double-digit points for the sixth-straight contest and his second 20-point game of his Auburn career. The junior shot 8-of-14 from the field and also chipped in three blocks. His eight double-doubles this season leads the SEC heading into conference play.

Antoine Mason added in 16 of his 18 points in the second half, leading the team with 6-of-7 shooting from the free throw line while pulling down four boards. Mason has scored in double-figures in all seven games in which he has played in this year.

Malcom Canada's eight points off the bench came in 28 minutes of action, finishing with a career-high six rebounds. Alex Thompson added in seven points in a season-high 20 minutes, while K.C. Ross-Miller dished a season-high five assists from the point-guard spot.

North Alabama led throughout most of the first half until a trey from Harrell put Auburn in the lead, 23-22, at the 5:31 mark. Harrell, who scored 13 in the first half, hit another triple just two minutes later to put the Tigers back in the lead for good with 3:39 before the half.

Auburn finished the game shooting 47 percent from the field (31-of-65) and out-rebounded the Lions, 43-32. The Tigers scored 44 points in the paint and finished with 31 points coming off of North Alabama turnovers.

The 8,169 fans marked the second-best attendance for a non-conference game since the facility opened in 2010.

8 NCAA TOURNAMENTS:
1984, 1985, 1986, 1987, 1988, 1999, 2000, 2003
2 SEC CHAMPIONSHIPS:
1960, 1999



2014-15 AUBURN BASKETBALL GAME NOTES

2014-15 Auburn Tigers Basketball
Auburn Individual Game-by-Game (as of Jan 03, 2015)
All games

#00 Canada, Malcolm

Opponent	Date	qs	min	Total		3-Pointers		Free throws		Rebounds				pf	a	t/o	blk	stl	pts	avg	
				fg-fga	pct	3fg-fga	pct	ft-fa	pct	off	def	tot	avg								
MILWAUKEE	11/14/14		13	0-2	.000	0-0	.000	0-0	.000	0	2	2	2.0	3	1	0	0	0	0	0.0	
at Colorado	11/17/14		18	2-6	.333	0-1	.000	2-2	1.000	2	0	2	2.0	2	1	2	0	1	6	3.0	
LOUISIANA	11/21/14		23	3-8	.375	0-2	.000	4-5	.800	1	1	2	2.0	4	6	1	1	2	10	5.3	
vs Tulsa	11/24/14		23	3-7	.429	0-1	.000	0-0	.000	0	2	2	2.0	3	1	4	0	2	6	5.5	
vs Oregon State	11/26/14		23	3-3	1.000	2-2	1.000	3-4	.750	0	1	1	1.8	2	2	1	0	2	11	6.6	
at Texas Tech	12/03/14		16	1-3	.333	0-1	.000	0-0	.000	1	1	2	1.8	2	0	3	0	0	2	5.8	
COASTAL CAROLINA	12-05-14		18	1-5	.200	1-5	.200	0-0	.000	1	0	1	1.7	2	2	2	1	0	3	5.4	
at Clemson	12/14/14		12	0-2	.000	0-1	.000	1-2	.500	0	2	2	1.8	4	0	2	0	2	1	4.9	
WINTHROP	12/17/14		16	2-3	.667	1-1	1.000	0-0	.000	0	0	0	1.6	4	5	0	0	0	5	4.9	
XAVIER	12/20/14		37	5-9	.556	0-2	.000	5-6	.833	1	2	3	1.7	4	2	1	0	3	15	5.9	
TEXAS SOUTHERN	12/23/14		27	1-4	.250	0-2	.000	3-4	.750	0	4	4	1.9	3	4	0	1	0	5	5.8	
MIDDLE TENNESSEE S	12/29/14		26	0-2	.000	0-0	.000	1-2	.500	1	1	2	1.9	1	2	2	0	1	1	5.4	
NORTH ALABAMA	01/03/15		28	3-7	.429	0-3	.000	2-3	.667	2	4	6	2.2	3	5	2	0	3	8	5.6	
Totals			0	280	24-61	.393	4-21	.190	21-28	.750	9	20	29	2.2	37	31	20	3	16	73	5.6

Games played: 13
 Minutes/game: 21.5
 Points/game: 5.6
 FG Pct: 39.3
 3FG Pct: 19.0
 FT Pct: 75.0

Rebounds/game: 2.2
 Assists/game: 2.4
 Turnovers/game: 1.5
 Assist/turnover ratio: 1.6
 Steals/game: 1.2
 Blocks/game: 0.2

#01 Harrell, KT

Opponent	Date	qs	min	Total		3-Pointers		Free throws		Rebounds				pf	a	t/o	blk	stl	pts	avg	
				fg-fga	pct	3fg-fga	pct	ft-fa	pct	off	def	tot	avg								
MILWAUKEE	11/14/14	*	32	5-11	.455	2-3	.667	8-9	.889	0	3	3	3.0	2	0	4	0	3	20	20.0	
at Colorado	11/17/14	*	35	5-17	.294	3-11	.273	7-7	1.000	0	0	0	1.5	3	0	2	0	0	20	20.0	
LOUISIANA	11/21/14	*	32	10-15	.667	1-4	.250	3-4	.750	3	1	4	2.3	1	2	1	0	2	24	21.3	
vs Tulsa	11/24/14	*	26	1-7	.143	0-5	.000	0-2	.000	0	3	3	2.5	3	1	5	0	0	2	16.5	
vs Oregon State	11/26/14	*	24	7-13	.538	2-6	.333	4-6	.667	0	0	0	2.0	2	0	2	0	1	20	17.2	
at Texas Tech	12/03/14	*	36	6-15	.400	3-9	.333	2-4	.500	0	3	3	2.2	2	2	4	0	1	17	17.2	
COASTAL CAROLINA	12-05-14	*	35	8-15	.533	7-8	.875	2-2	1.000	2	2	4	2.4	1	2	3	0	0	25	18.3	
at Clemson	12/14/14	*	34	6-12	.500	3-7	.429	1-2	.500	1	2	3	2.5	1	1	3	0	1	16	18.0	
WINTHROP	12/17/14	*	29	4-11	.364	3-6	.500	3-6	.500	0	3	3	2.6	2	1	1	0	1	14	17.6	
XAVIER	12/20/14	*	44	10-20	.500	3-9	.333	1-1	1.000	2	5	7	3.0	2	2	3	0	1	24	18.2	
TEXAS SOUTHERN	12/23/14	*	37	4-11	.364	2-5	.400	4-4	1.000	1	1	2	2.9	0	1	1	1	2	14	17.8	
MIDDLE TENNESSEE S	12/29/14	*	33	4-9	.444	2-4	.500	2-2	1.000	1	6	7	3.3	2	3	4	0	2	12	17.3	
NORTH ALABAMA	01/03/15	*	33	9-16	.563	4-7	.571	3-5	.600	4	2	6	3.5	0	3	1	0	2	25	17.9	
Totals			13	430	79-172	.459	35-84	.417	40-54	.741	14	31	45	3.5	21	18	34	1	16	233	17.9

Games played: 13
 Minutes/game: 33.1
 Points/game: 17.9
 FG Pct: 45.9
 3FG Pct: 41.7
 FT Pct: 74.1

Rebounds/game: 3.5
 Assists/game: 1.4
 Turnovers/game: 2.6
 Assist/turnover ratio: 0.5
 Steals/game: 1.2
 Blocks/game: 0.1



2014-15 AUBURN BASKETBALL GAME NOTES

8 NCAA TOURNAMENTS:
1984, 1985, 1986, 1987, 1988, 1999, 2000, 2003
2 SEC CHAMPIONSHIPS:
1960, 1999

2014-15 Auburn Tigers Basketball Auburn Individual Game-by-Game (as of Jan 03, 2015) All games

#03 Keim,Patrick

Opponent	Date	gs	min	Total		3-Pointers		Free throws		Rebounds				pf	a	t/o	blk	stl	pts	avg
				fg-fga	pct	3fg-fga	pct	ft-fta	pct	off	def	tot	avg							
LOUISIANA	11/21/14	1		0-0	.000	0-0	.000	0-0	.000	0	0	0	0.0	0	0	0	0	0	0	0.0
MIDDLE TENNESSEE S	12/29/14	0		0-0	.000	0-0	.000	0-0	.000	0	0	0	0.0	0	0	0	0	0	0	0.0
NORTH ALABAMA	01/03/15	1		0-0	.000	0-0	.000	0-2	.000	0	0	0	0.0	0	0	0	0	0	0	0.0
Totals		0	2	0-0	.000	0-0	.000	0-2	.000	0	0	0	0.0	0	0	0	0	0	0	0.0

Games played: 3
Minutes/game: 0.7
FT Pct: 0.0

#04 Reed, Trayvon

Opponent	Date	gs	min	Total		3-Pointers		Free throws		Rebounds				pf	a	t/o	blk	stl	pts	avg
				fg-fga	pct	3fg-fga	pct	ft-fta	pct	off	def	tot	avg							
at Clemson	12/14/14	8		0-1	.000	0-0	.000	0-0	.000	0	0	0	0.0	4	0	0	1	0	0	0.0
WINTHROP	12/17/14	12		1-4	.250	0-0	.000	0-2	.000	3	5	8	4.0	2	0	0	2	0	2	1.0
XAVIER	12/20/14	25		1-1	1.000	0-0	.000	2-4	.500	2	3	5	4.3	4	1	0	5	0	4	2.0
TEXAS SOUTHERN	12/23/14	8		1-1	1.000	0-0	.000	0-1	.000	1	2	3	4.0	2	1	1	0	0	2	2.0
MIDDLE TENNESSEE S	12/29/14	16		1-1	1.000	0-0	.000	2-4	.500	0	3	3	3.8	0	0	1	1	0	4	2.4
NORTH ALABAMA	01/03/15	10		1-1	1.000	0-0	.000	0-0	.000	1	2	3	3.7	1	0	1	0	0	2	2.3
Totals		0	79	5-9	.556	0-0	.000	4-11	.364	7	15	22	3.7	13	2	3	9	0	14	2.3

Games played: 6
Minutes/game: 13.2
Points/game: 2.3
FG Pct: 55.6
FT Pct: 36.4

Rebounds/game: 3.7
Assists/game: 0.3
Turnovers/game: 0.5
Assist/turnover ratio: 0.7
Blocks/game: 1.5

#05 Bowers,Cinmeon

Opponent	Date	gs	min	Total		3-Pointers		Free throws		Rebounds				pf	a	t/o	blk	stl	pts	avg
				fg-fga	pct	3fg-fga	pct	ft-fta	pct	off	def	tot	avg							
MILWAUKEE	11/14/14	*	32	6-12	.500	0-1	.000	6-11	.545	6	11	17	17.0	1	1	1	0	0	18	18.0
at Colorado	11/17/14	*	30	5-13	.385	0-1	.000	1-4	.250	6	7	13	15.0	4	1	2	0	1	11	14.5
LOUISIANA	11/21/14	*	32	7-13	.538	1-1	1.000	5-10	.500	5	7	12	14.0	2	1	2	0	1	20	16.3
vs Tulsa	11/24/14	*	32	7-15	.467	0-1	.000	3-4	.750	6	9	15	14.3	1	1	4	0	1	17	16.5
vs Oregon State	11/26/14	*	29	3-6	.500	0-0	.000	4-6	.667	0	8	8	13.0	4	0	4	1	0	10	15.2
at Texas Tech	12/03/14	*	21	2-6	.333	0-0	.000	0-2	.000	3	5	8	12.2	2	1	2	1	0	4	13.3
COASTAL CAROLINA	12-05-14	*	28	0-5	.000	0-1	.000	1-4	.250	1	4	5	11.1	2	0	2	0	0	1	11.6
at Clemson	12/14/14	*	32	7-15	.467	0-2	.000	3-5	.600	2	12	14	11.5	4	1	0	0	3	17	12.3
WINTHROP	12/17/14	*	27	8-13	.615	0-0	.000	3-9	.333	4	13	17	12.1	1	3	4	0	1	19	13.0
XAVIER	12/20/14	*	24	8-14	.571	0-0	.000	1-4	.250	1	5	6	11.5	5	0	4	1	0	17	13.4
TEXAS SOUTHERN	12/23/14	*	32	4-12	.333	0-0	.000	5-11	.455	5	10	15	11.8	1	1	4	3	3	13	13.4
MIDDLE TENNESSEE S	12/29/14	*	24	5-12	.417	0-1	.000	1-3	.333	3	3	6	11.3	3	1	3	0	0	11	13.2
NORTH ALABAMA	01/03/15	*	29	8-14	.571	0-1	.000	4-7	.571	4	7	11	11.3	1	0	1	3	0	20	13.7
Totals		13	372	70-150	.467	1-9	.111	37-80	.463	46	101	147	11.3	31	11	33	9	10	178	13.7

Games played: 13
Minutes/game: 28.6
Points/game: 13.7
FG Pct: 46.7
3FG Pct: 11.1
FT Pct: 46.3

Rebounds/game: 11.3
Assists/game: 0.8
Turnovers/game: 2.5
Assist/turnover ratio: 0.3
Steals/game: 0.8
Blocks/game: 0.7

8 NCAA TOURNAMENTS:
1984, 1985, 1986, 1987, 1988, 1999, 2000, 2003
2 SEC CHAMPIONSHIPS:
1960, 1999



2014-15 AUBURN BASKETBALL GAME NOTES

2014-15 Auburn Tigers Basketball
Auburn Individual Game-by-Game (as of Jan 03, 2015)
All games

#12 Ross-Miller, K.C.

Opponent	Date	gs	min	Total		3-Pointers		Free throws		Rebounds				pf	a	t/o	blk	stl	pts	avg
				fg-fga	pct	3fg-fga	pct	ft-fta	pct	off	def	tot	avg							
MILWAUKEE	11/14/14	*	23	3-5	.600	1-1	1.000	6-6	1.000	0	2	2	2.0	1	3	2	0	1	13	13.0
at Colorado	11/17/14	*	26	5-14	.357	0-2	.000	1-1	1.000	0	3	3	2.5	3	1	1	0	1	11	12.0
LOUISIANA	11/21/14	*	16	2-3	.667	0-1	.000	4-4	1.000	0	1	1	2.0	4	3	3	0	2	8	10.7
vs Tulsa	11/24/14	*	17	0-3	.000	0-2	.000	0-0	.000	0	0	0	1.5	4	2	5	0	0	0	8.0
vs Oregon State	11/26/14	*	32	2-4	.500	0-0	.000	7-8	.875	2	2	4	2.0	1	2	4	0	5	11	8.6
at Texas Tech	12/03/14	*	24	1-6	.167	0-3	.000	1-2	.500	0	2	2	2.0	3	1	3	0	4	3	7.7
COASTAL CAROLINA	12-05-14	*	27	2-11	.182	1-7	.143	1-4	.250	1	3	4	2.3	2	3	3	0	1	6	7.4
at Clemson	12/14/14	*	27	2-5	.400	1-4	.250	0-0	.000	1	1	2	2.3	4	2	5	0	2	5	7.1
WINTHROP	12/17/14		19	0-1	.000	0-1	.000	2-2	1.000	1	0	1	2.1	1	3	1	0	0	2	6.6
XAVIER	12/20/14		27	3-6	.500	0-1	.000	2-2	1.000	0	3	3	2.2	1	1	2	0	4	8	6.7
TEXAS SOUTHERN	12/23/14		25	4-8	.500	1-3	.333	2-2	1.000	0	0	0	2.0	3	4	1	0	3	11	7.1
MIDDLE TENNESSEE S	12/29/14	*	27	3-3	1.000	0-0	.000	1-2	.500	0	3	3	2.1	2	1	4	0	5	7	7.1
NORTH ALABAMA	01/03/15	*	25	1-5	.200	0-2	.000	0-0	.000	0	0	0	1.9	3	6	1	0	4	2	6.7
Totals		9	315	28-74	.378	4-27	.148	27-33	.818	5	20	25	1.9	32	32	35	0	32	87	6.7

Games played: 13
 Minutes/game: 24.2
 Points/game: 6.7
 FG Pct: 37.8
 3FG Pct: 14.8
 FT Pct: 81.8

Rebounds/game: 1.9
 Assists/game: 2.5
 Turnovers/game: 2.7
 Assist/turnover ratio: 0.9
 Steals/game: 2.5

#13 Shamsid-Deen, Tahj

Opponent	Date	gs	min	Total		3-Pointers		Free throws		Rebounds				pf	a	t/o	blk	stl	pts	avg
				fg-fga	pct	3fg-fga	pct	ft-fta	pct	off	def	tot	avg							
MILWAUKEE	11/14/14	*	15	1-3	.333	0-2	.000	0-0	.000	0	0	0	0.0	1	1	1	0	1	2	2.0
at Colorado	11/17/14	*	22	1-8	.125	0-4	.000	0-1	.000	0	0	0	0.0	1	2	1	0	2	2	2.0
LOUISIANA	11/21/14	*	33	7-16	.438	5-10	.500	2-2	1.000	0	0	0	0.0	2	3	2	0	2	21	8.3
vs Tulsa	11/24/14	*	33	2-6	.333	1-4	.250	0-0	.000	0	2	2	0.5	2	0	2	0	1	5	7.5
vs Oregon State	11/26/14	*	34	3-7	.429	1-4	.250	4-6	.667	1	1	2	0.8	3	1	2	0	0	11	8.2
at Texas Tech	12/03/14	*	27	2-7	.286	0-2	.000	1-2	.500	0	2	2	1.0	4	1	1	0	1	5	7.7
COASTAL CAROLINA	12-05-14	*	33	2-6	.333	2-4	.500	2-2	1.000	0	0	0	0.9	3	5	0	0	0	8	7.7
at Clemson	12/14/14	*	16	1-4	.250	1-3	.333	3-3	1.000	0	0	0	0.8	1	2	0	0	1	6	7.5
WINTHROP	12/17/14	*	26	2-4	.500	0-1	.000	3-4	.750	0	2	2	0.9	2	0	0	0	0	7	7.4
XAVIER	12/20/14	*	30	3-4	.750	0-1	.000	0-1	.000	0	4	4	1.2	0	2	0	0	1	6	7.3
TEXAS SOUTHERN	12/23/14	*	15	0-1	.000	0-0	.000	0-0	.000	0	0	0	1.1	5	1	1	0	0	0	6.6
MIDDLE TENNESSEE S	12/29/14		12	0-3	.000	0-1	.000	0-0	.000	0	0	0	1.0	1	1	0	0	0	0	6.1
Totals		11	296	24-69	.348	10-36	.278	15-21	.714	1	11	12	1.0	25	19	10	0	9	73	6.1

Games played: 12
 Minutes/game: 24.7
 Points/game: 6.1
 FG Pct: 34.8
 3FG Pct: 27.8
 FT Pct: 71.4

Rebounds/game: 1.0
 Assists/game: 1.6
 Turnovers/game: 0.8
 Assist/turnover ratio: 1.9
 Steals/game: 0.8



2014-15 Auburn Tigers Basketball
Auburn Individual Game-by-Game (as of Jan 03, 2015)
All games

#14 Mason, Antoine

Opponent	Date	gs	min	Total		3-Pointers		Free throws		Rebounds				pf	a	t/o	blk	stl	pts	avg
				fg-fga	pct	3fg-fga	pct	ft-fta	pct	off	def	tot	avg							
MILWAUKEE	11/14/14	*	30	5-14	.357	1-3	.333	8-13	.615	0	1	1	1.0	1	1	1	0	1	19	19.0
at Clemson	12/14/14		28	4-9	.444	2-5	.400	4-7	.571	0	2	2	1.5	4	1	5	0	1	14	16.5
WINTHROP	12/17/14	*	28	5-10	.500	0-4	.000	3-4	.750	0	4	4	2.3	3	2	2	0	1	13	15.3
XAVIER	12/20/14	*	32	2-8	.250	1-4	.250	7-11	.636	2	1	3	2.5	2	2	0	0	1	12	14.5
TEXAS SOUTHERN	12/23/14	*	32	5-13	.385	3-6	.500	0-0	.000	1	2	3	2.6	0	0	3	0	2	13	14.2
MIDDLE TENNESSEE S	12/29/14	*	32	5-7	.714	3-4	.750	6-6	1.000	0	1	1	2.3	3	3	2	0	2	19	15.0
NORTH ALABAMA	01/03/15	*	32	6-13	.462	0-5	.000	6-7	.857	0	4	4	2.6	2	2	5	0	0	18	15.4
Totals			6	32-74	.432	10-31	.323	34-48	.708	3	15	18	2.6	15	11	18	0	8	108	15.4

Games played: 7
Minutes/game: 30.6
Points/game: 15.4
FG Pct: 43.2
3FG Pct: 32.3
FT Pct: 70.8

Rebounds/game: 2.6
Assists/game: 1.6
Turnovers/game: 2.6
Assist/turnover ratio: 0.6
Steals/game: 1.1

#20 Thompson, Alex

Opponent	Date	gs	min	Total		3-Pointers		Free throws		Rebounds				pf	a	t/o	blk	stl	pts	avg
				fg-fga	pct	3fg-fga	pct	ft-fta	pct	off	def	tot	avg							
WINTHROP	12/17/14		15	2-9	.222	1-2	.500	3-4	.750	4	2	6	6.0	3	0	1	1	0	8	8.0
XAVIER	12/20/14		11	0-2	.000	0-2	.000	0-0	.000	0	2	2	4.0	3	0	3	0	0	0	4.0
TEXAS SOUTHERN	12/23/14		9	1-4	.250	0-3	.000	1-1	1.000	0	1	1	3.0	0	0	2	0	1	3	3.7
MIDDLE TENNESSEE S	12/29/14		16	1-3	.333	0-0	.000	1-4	.250	3	0	3	3.0	0	0	0	0	1	3	3.5
NORTH ALABAMA	01/03/15		20	3-8	.375	1-3	.333	0-0	.000	1	2	3	3.0	2	2	0	0	0	7	4.2
Totals			0	7-26	.269	2-10	.200	5-9	.556	8	7	15	3.0	8	2	6	1	2	21	4.2

Games played: 5
Minutes/game: 14.2
Points/game: 4.2
FG Pct: 26.9
3FG Pct: 20.0
FT Pct: 55.6

Rebounds/game: 3.0
Assists/game: 0.4
Turnovers/game: 1.2
Assist/turnover ratio: 0.3
Steals/game: 0.4
Blocks/game: 0.2

#22 Holmes, C.J.

Opponent	Date	gs	min	Total		3-Pointers		Free throws		Rebounds				pf	a	t/o	blk	stl	pts	avg
				fg-fga	pct	3fg-fga	pct	ft-fta	pct	off	def	tot	avg							
LOUISIANA	11/21/14		1	1-1	1.000	1-1	1.000	0-0	.000	0	0	0	0.0	0	0	0	0	0	3	3.0
NORTH ALABAMA	01/03/15		1	0-0	.000	0-0	.000	0-0	.000	0	0	0	0.0	0	0	0	0	0	0	1.5
Totals			0	1-1	1.000	1-1	1.000	0-0	.000	0	0	0	0.0	0	0	0	0	0	3	1.5

Games played: 2
Minutes/game: 1.0
Points/game: 1.5
FG Pct: 100.0
3FG Pct: 100.0

8 NCAA TOURNAMENTS:
1984, 1985, 1986, 1987, 1988, 1999, 2000, 2003
2 SEC CHAMPIONSHIPS:
1960, 1999



2014-15 AUBURN BASKETBALL GAME NOTES

2014-15 Auburn Tigers Basketball
Auburn Individual Game-by-Game (as of Jan 03, 2015)
All games

#23 Lang, TJ

Opponent	Date	gs	min	Total		3-Pointers		Free throws		Rebounds				pf	a	t/o	blk	stl	pts	avg	
				fg-fga	pct	3fg-fga	pct	ft-fa	pct	off	def	tot	avg								
MILWAUKEE	11/14/14		7	1-1	1.000	1-1	1.000	0-0	.000	0	0	0	0.0	1	0	0	0	0	3	3.0	
at Colorado	11/17/14		18	0-0	.000	0-0	.000	3-5	.600	0	1	1	0.5	1	0	0	0	0	3	3.0	
LOUISIANA	11/21/14		13	1-2	.500	1-2	.500	0-0	.000	0	0	0	0.3	4	1	1	0	0	3	3.0	
vs Tulsa	11/24/14		16	0-2	.000	0-2	.000	0-0	.000	0	1	1	0.5	1	0	0	0	1	0	2.3	
vs Oregon State	11/26/14		7	1-2	.500	1-2	.500	0-0	.000	1	1	2	0.8	2	0	1	0	0	3	2.4	
at Texas Tech	12/03/14		17	2-4	.500	1-2	.500	0-0	.000	1	1	2	1.0	3	1	1	0	0	5	2.8	
COASTAL CAROLINA	12-05-14		12	0-1	.000	0-1	.000	1-2	.500	1	1	2	1.1	1	0	1	0	0	1	2.6	
at Clemson	12/14/14		2	0-0	.000	0-0	.000	0-0	.000	0	0	0	1.0	1	0	0	0	0	0	2.3	
WINTHROP	12/17/14		2	0-0	.000	0-0	.000	0-0	.000	0	0	0	0.9	1	0	1	0	0	0	2.0	
TEXAS SOUTHERN	12/23/14		2	0-1	.000	0-1	.000	0-0	.000	0	0	0	0.8	0	0	0	0	0	0	1.8	
MIDDLE TENNESSEE S	12/29/14		2	0-0	.000	0-0	.000	0-0	.000	0	0	0	0.7	0	0	1	0	0	0	1.6	
NORTH ALABAMA	01/03/15		15	0-1	.000	0-1	.000	0-0	.000	0	3	3	0.9	0	2	2	0	1	0	1.5	
Totals			0	113	5-14	.357	4-12	.333	4-7	.571	3	8	11	0.9	15	4	8	0	2	18	1.5

Games played: 12
 Minutes/game: 9.4
 Points/game: 1.5
 FG Pct: 35.7
 3FG Pct: 33.3
 FT Pct: 57.1

Rebounds/game: 0.9
 Assists/game: 0.3
 Turnovers/game: 0.7
 Assist/turnover ratio: 0.5
 Steals/game: 0.2

#24 Purchase, Jack

Opponent	Date	gs	min	Total		3-Pointers		Free throws		Rebounds				pf	a	t/o	blk	stl	pts	avg	
				fg-fga	pct	3fg-fga	pct	ft-fa	pct	off	def	tot	avg								
MILWAUKEE	11/14/14		12	0-1	.000	0-1	.000	0-0	.000	0	1	1	1.0	2	0	0	0	0	0	0.0	
at Colorado	11/17/14		18	1-5	.200	1-5	.200	0-0	.000	0	1	1	1.0	3	0	0	0	1	3	1.5	
LOUISIANA	11/21/14		10	0-2	.000	0-2	.000	0-0	.000	0	1	1	1.0	4	2	0	0	0	0	1.0	
vs Tulsa	11/24/14		19	1-2	.500	1-2	.500	0-0	.000	1	0	1	1.0	1	1	0	0	0	3	1.5	
vs Oregon State	11/26/14		15	1-3	.333	1-3	.333	0-0	.000	0	2	2	1.2	1	0	2	0	0	3	1.8	
at Texas Tech	12/03/14		15	0-1	.000	0-0	.000	0-0	.000	1	1	2	1.3	3	1	0	0	0	0	1.5	
COASTAL CAROLINA	12-05-14		2	0-0	.000	0-0	.000	0-0	.000	0	0	0	1.1	1	0	0	0	0	0	1.3	
Totals			0	91	3-14	.214	3-13	.231	0-0	.000	2	6	8	1.1	15	4	2	0	1	9	1.3

Games played: 7
 Minutes/game: 13.0
 Points/game: 1.3
 FG Pct: 21.4
 3FG Pct: 23.1

Rebounds/game: 1.1
 Assists/game: 0.6
 Turnovers/game: 0.3
 Assist/turnover ratio: 2.0
 Steals/game: 0.1



2014-15 AUBURN BASKETBALL GAME NOTES

8 NCAA TOURNAMENTS:
1984, 1985, 1986, 1987, 1988, 1999, 2000, 2003
2 SEC CHAMPIONSHIPS:
1960, 1999

2014-15 Auburn Tigers Basketball Auburn Individual Game-by-Game (as of Jan 03, 2015) All games

#25 Granger, Jordon

Opponent	Date	gs	min	Total		3-Pointers		Free throws		Rebounds				pf	a	t/o	blk	stl	pts	avg	
				fg-fga	pct	3fg-fga	pct	ft-fa	pct	off	def	tot	avg								
MILWAUKEE	11/14/14	*	28	3-3	1.000	2-2	1.000	0-0	.000	0	3	3	3.0	3	2	3	1	0	8	8.0	
at Colorado	11/17/14	*	20	0-5	.000	0-2	.000	0-0	.000	3	2	5	4.0	3	2	1	0	0	0	4.0	
LOUISIANA	11/21/14	*	30	4-5	.800	2-3	.667	4-4	1.000	0	6	6	4.7	2	1	0	1	1	14	7.3	
vs Tulsa	11/24/14	*	21	1-3	.333	0-2	.000	0-0	.000	2	1	3	4.3	3	0	3	1	0	2	6.0	
vs Oregon State	11/26/14	*	23	1-2	.500	0-0	.000	0-2	.000	0	2	2	3.8	4	0	0	0	0	2	5.2	
at Texas Tech	12/03/14	*	25	2-4	.500	2-2	1.000	0-0	.000	3	2	5	4.0	3	1	0	0	0	6	5.3	
COASTAL CAROLINA	12-05-14	*	32	4-7	.571	0-2	.000	1-3	.333	3	4	7	4.4	3	1	3	2	2	9	5.9	
at Clemson	12/14/14	*	31	1-3	.333	0-2	.000	0-0	.000	1	1	2	4.1	2	2	3	1	2	2	5.4	
WINTHROP	12/17/14	*	25	3-6	.500	2-4	.500	2-3	.667	1	3	4	4.1	2	2	1	1	1	10	5.9	
XAVIER	12/20/14	*	19	1-3	.333	1-3	.333	0-0	.000	0	1	1	3.8	1	1	3	1	1	3	5.6	
TEXAS SOUTHERN	12/23/14	*	13	0-1	.000	0-1	.000	0-0	.000	0	0	0	3.5	1	0	2	0	0	0	5.1	
MIDDLE TENNESSEE S	12/29/14	*	12	3-3	1.000	1-1	1.000	0-1	.000	0	0	0	3.2	3	0	0	0	1	7	5.3	
NORTH ALABAMA	01/03/15	*	4	0-0	.000	0-0	.000	0-0	.000	0	1	1	3.0	0	0	0	1	0	0	4.8	
Totals			13	283	23-45	.511	10-24	.417	7-13	.538	13	26	39	3.0	30	12	19	9	8	63	4.8

Games played: 13
Minutes/game: 21.8
Points/game: 4.8
FG Pct: 51.1
3FG Pct: 41.7
FT Pct: 53.8

Rebounds/game: 3.0
Assists/game: 0.9
Turnovers/game: 1.5
Assist/turnover ratio: 0.6
Steals/game: 0.6
Blocks/game: 0.7

#31 Waddell, Devin

Opponent	Date	gs	min	Total		3-Pointers		Free throws		Rebounds				pf	a	t/o	blk	stl	pts	avg	
				fg-fga	pct	3fg-fga	pct	ft-fa	pct	off	def	tot	avg								
MILWAUKEE	11/14/14		8	0-0	.000	0-0	.000	0-0	.000	0	0	0	0.0	2	0	0	0	0	0	0.0	
at Colorado	11/17/14		11	1-1	1.000	1-1	1.000	0-0	.000	0	2	2	1.0	2	0	0	1	0	3	1.5	
LOUISIANA	11/21/14		8	1-1	1.000	0-0	.000	0-0	.000	0	1	1	1.0	1	0	0	0	0	2	1.7	
vs Tulsa	11/24/14		8	0-0	.000	0-0	.000	0-0	.000	0	0	0	0.8	0	0	0	0	0	0	1.3	
vs Oregon State	11/26/14		11	0-0	.000	0-0	.000	0-0	.000	0	2	2	1.0	1	0	0	0	0	0	1.0	
at Texas Tech	12/03/14		19	1-1	1.000	0-0	.000	0-1	.000	0	2	2	1.2	4	0	0	0	0	2	1.2	
COASTAL CAROLINA	12-05-14		13	0-0	.000	0-0	.000	1-2	.500	0	3	3	1.4	3	0	1	0	0	1	1.1	
at Clemson	12/14/14		10	0-3	.000	0-0	.000	0-0	.000	2	0	2	1.5	3	1	0	0	0	0	1.0	
WINTHROP	12/17/14		1	0-0	.000	0-0	.000	0-0	.000	0	1	1	1.4	0	0	0	0	0	0	0.9	
XAVIER	12/20/14		1	0-0	.000	0-0	.000	0-0	.000	0	0	0	1.3	0	0	0	0	0	0	0.8	
NORTH ALABAMA	01/03/15		1	0-0	.000	0-0	.000	0-0	.000	0	0	0	1.2	0	0	0	0	0	0	0.7	
Totals			0	91	3-6	.500	1-1	1.000	1-3	.333	2	11	13	1.2	16	1	1	1	0	8	0.7

Games played: 11
Minutes/game: 8.3
Points/game: 0.7
FG Pct: 50.0
3FG Pct: 100.0
FT Pct: 33.3

Rebounds/game: 1.2
Assists/game: 0.1
Turnovers/game: 0.1
Assist/turnover ratio: 1.0
Blocks/game: 0.1



Individual Career History

Atewe, Matthew

Season	gp-gs	min/avg	Total		3-Point		F-Throws		Rebounds				Scoring							
			fg-fga	pct	fg-fga	pct	ft-fa	pct	off	def	tot	avg	pf	fo	ast	to	blk	stl	pts	avg
2013-14	24-0	346/14.4	12-27	.444	0-0	.000	13-25	.520	28	54	82	3.4	78	6	7	18	26	8	37	1.5
TOTAL	24-0	346/14.4	12-27	.444	0-0	.000	13-25	.520	28	54	82	3.4	78	6	7	18	26	8	37	1.5

Bass, Stephen

Bowers, Cinmeon

Season	gp-gs	min/avg	Total		3-Point		F-Throws		Rebounds				Scoring							
			fg-fga	pct	fg-fga	pct	ft-fa	pct	off	def	tot	avg	pf	fo	ast	to	blk	stl	pts	avg
2014-15	13-13	372/28.6	70-150	.467	1-9	.111	37-80	.463	46	101	147	11.3	31	1	11	33	9	10	178	13.7
TOTAL	13-13	372/28.6	70-150	.467	1-9	.111	37-80	.463	46	101	147	11.3	31	1	11	33	9	10	178	13.7

Canada, Malcolm

Season	gp-gs	min/avg	Total		3-Point		F-Throws		Rebounds				Scoring							
			fg-fga	pct	fg-fga	pct	ft-fa	pct	off	def	tot	avg	pf	fo	ast	to	blk	stl	pts	avg
2013-14	30-0	353/11.8	24-67	.358	1-8	.125	36-45	.800	11	40	51	1.7	43	2	29	28	2	20	85	2.8
2014-15	13-0	280/21.5	24-61	.393	4-21	.190	21-28	.750	9	20	29	2.2	37	0	31	20	3	16	73	5.6
TOTAL	43-0	633/14.7	48-128	.375	5-29	.172	57-73	.781	20	60	80	1.9	80	2	60	48	5	36	158	3.7

Canty, Kareem

Season	gp-gs	min/avg	Total		3-Point		F-Throws		Rebounds				Scoring							
			fg-fga	pct	fg-fga	pct	ft-fa	pct	off	def	tot	avg	pf	fo	ast	to	blk	stl	pts	avg
2013-14*	33-31	1211/36.7	187-502	.373	65-214	.304	99-136	.728	25	49	74	2.2	54	0	180	121	3	24	538	16.3
All*	33-31	1211/36.7	187-502	.373	65-214	.304	99-136	.728	25	49	74	2.2	54	0	180	121	3	24	538	16.3

* Statistics from prior team/school

Granger, Jordan

Season	gp-gs	min/avg	Total		3-Point		F-Throws		Rebounds				Scoring							
			fg-fga	pct	fg-fga	pct	ft-fa	pct	off	def	tot	avg	pf	fo	ast	to	blk	stl	pts	avg
2012-13	20-3	122/6.1	7-19	.368	0-1	.000	10-12	.833	8	13	21	1.1	15	0	1	7	1	3	24	1.2
2013-14	24-1	240/10.0	12-28	.429	0-1	.000	6-9	.667	16	27	43	1.8	34	0	4	13	4	2	30	1.3
2014-15	13-13	283/21.8	23-45	.511	10-24	.417	7-13	.538	13	26	39	3.0	30	0	12	19	9	8	63	4.8
TOTAL	57-17	645/11.3	42-92	.457	10-26	.385	23-34	.676	37	66	103	1.8	79	0	17	39	14	13	117	2.1

Harrell, KT

Season	gp-gs	min/avg	Total		3-Point		F-Throws		Rebounds				Scoring							
			fg-fga	pct	fg-fga	pct	ft-fa	pct	off	def	tot	avg	pf	fo	ast	to	blk	stl	pts	avg
2010-11*	31-15	689/22.2	91-215	.423	24-57	.421	43-67	.642	20	44	64	2.1	48	0	26	27	3	8	249	8.0
2011-12*	11-5	208/18.9	17-54	.315	4-21	.190	14-20	.700	0	11	11	1.0	10	0	10	13	4	6	52	4.7
2013-14	30-30	977/32.6	174-402	.433	66-184	.359	134-154	.870	20	99	119	4.0	77	1	64	86	6	24	548	18.3
2014-15	13-13	430/33.1	79-172	.459	35-84	.417	40-54	.741	14	31	45	3.5	21	0	18	34	1	16	233	17.9
TOTAL	43-43	1407/32.7	253-574	.441	101-268	.377	174-208	.837	34	130	164	3.8	98	1	82	120	7	40	781	18.2
All*	85-63	2304/27.1	361-843	.428	129-346	.373	231-295	.783	54	185	239	2.8	156	1	118	160	14	54	1082	12.7

* Statistics from prior team/school



2014-15 AUBURN BASKETBALL GAME NOTES

8 NCAA TOURNAMENTS:
1984, 1985, 1986, 1987, 1988, 1999, 2000, 2003
2 SEC CHAMPIONSHIPS:
1960, 1999

Individual Career History

Holmes, C.J.

Season	gp-gs	min/avg	Total		3-Point		F-Throws		Rebounds				Scoring							
			fg-fga	pct	fg-fga	pct	ft-fa	pct	off	def	tot	avg	pf	fo	ast	to	blk	stl	pts	avg
2012-13	3-0	5/1.7	0-0	.000	0-0	.000	0-0	.000	0	0	0	0.0	0	0	0	0	0	0	0	0
2013-14	3-0	3/1.0	1-1	1.000	0-0	.000	0-0	.000	0	0	0	0.0	0	0	0	1	0	0	2	0.7
2014-15	2-0	2/1.0	1-1	1.000	1-1	1.000	0-0	.000	0	0	0	0.0	0	0	0	0	0	0	3	1.5
TOTAL	8-0	10/1.3	2-2	1.000	1-1	1.000	0-0	.000	0	0	0	0.0	0	0	0	1	0	0	5	0.6

Keim,Patrick

Season	gp-gs	min/avg	Total		3-Point		F-Throws		Rebounds				Scoring							
			fg-fga	pct	fg-fga	pct	ft-fa	pct	off	def	tot	avg	pf	fo	ast	to	blk	stl	pts	avg
2014-15	3-0	2/0.7	0-0	.000	0-0	.000	0-2	.000	0	0	0	0.0	0	0	0	0	0	0	0	0.0
TOTAL	3-0	2/0.7	0-0	.000	0-0	.000	0-2	.000	0	0	0	0.0	0	0	0	0	0	0	0	0.0

Lang, TJ

Season	gp-gs	min/avg	Total		3-Point		F-Throws		Rebounds				Scoring							
			fg-fga	pct	fg-fga	pct	ft-fa	pct	off	def	tot	avg	pf	fo	ast	to	blk	stl	pts	avg
2014-15	12-0	113/9.4	5-14	.357	4-12	.333	4-7	.571	3	8	11	0.9	15	0	4	8	0	2	18	1.5
TOTAL	12-0	113/9.4	5-14	.357	4-12	.333	4-7	.571	3	8	11	0.9	15	0	4	8	0	2	18	1.5

Mason, Antoine

Season	gp-gs	min/avg	Total		3-Point		F-Throws		Rebounds				Scoring							
			fg-fga	pct	fg-fga	pct	ft-fa	pct	off	def	tot	avg	pf	fo	ast	to	blk	stl	pts	avg
2010-11*	3-3	104/34.7	13-39	.333	6-23	.261	18-23	.783	3	10	13	4.3	8	0	3	6	1	2	50	16.7
2011-12*	33-33	1131/34.3	168-440	.382	36-132	.273	125-193	.648	50	101	151	4.6	84	1	70	81	2	39	497	15.1
2012-13*	29-29	1053/36.3	167-379	.441	34-108	.315	173-218	.794	34	84	118	4.1	69	0	43	64	7	33	541	18.7
2013-14*	33-33	1242/37.6	269-612	.440	48-168	.286	260-357	.728	32	86	118	3.6	95	1	51	91	5	40	846	25.6
2014-15	7-6	214/30.6	32-74	.432	10-31	.323	34-48	.708	3	15	18	2.6	15	0	11	18	0	8	108	15.4
TOTAL	7-6	214/30.6	32-74	.432	10-31	.323	34-48	.708	3	15	18	2.6	15	0	11	18	0	8	108	15.4
All*	105-104	3744/35.7	649-1544	.420	134-462	.290	610-839	.727	122	296	418	4.0	271	2	178	260	15	122	2042	19.4

* Statistics from prior team/school

Purchase, Jack

Season	gp-gs	min/avg	Total		3-Point		F-Throws		Rebounds				Scoring							
			fg-fga	pct	fg-fga	pct	ft-fa	pct	off	def	tot	avg	pf	fo	ast	to	blk	stl	pts	avg
2014-15	7-0	91/13.0	3-14	.214	3-13	.231	0-0	.000	2	6	8	1.1	15	0	4	2	0	1	9	1.3
TOTAL	7-0	91/13.0	3-14	.214	3-13	.231	0-0	.000	2	6	8	1.1	15	0	4	2	0	1	9	1.3

Reed, Trayvon

Season	gp-gs	min/avg	Total		3-Point		F-Throws		Rebounds				Scoring							
			fg-fga	pct	fg-fga	pct	ft-fa	pct	off	def	tot	avg	pf	fo	ast	to	blk	stl	pts	avg
2014-15	6-0	79/13.2	5-9	.556	0-0	.000	4-11	.364	7	15	22	3.7	13	0	2	3	9	0	14	2.3
TOTAL	6-0	79/13.2	5-9	.556	0-0	.000	4-11	.364	7	15	22	3.7	13	0	2	3	9	0	14	2.3

Ross-Miller, K.C.

Season	gp-gs	min/avg	Total		3-Point		F-Throws		Rebounds				Scoring							
			fg-fga	pct	fg-fga	pct	ft-fa	pct	off	def	tot	avg	pf	fo	ast	to	blk	stl	pts	avg
2010-11*	13-11	266/20.5	33-75	.440	10-20	.500	50-68	.735	11	37	48	3.7	30	3	44	37	3	12	126	9.7
2012-13*	30-26	1/0.0	47-135	.348	9-45	.200	55-69	.797	10	47	57	1.9	70	1	69	60	2	33	158	5.3
2013-14*	30-29	818/27.3	62-142	.437	24-61	.393	100-122	.820	10	55	65	2.2	72	1	104	58	0	23	248	8.3
2014-15	13-9	315/24.2	28-74	.378	4-27	.148	27-33	.818	5	20	25	1.9	32	0	32	35	0	32	87	6.7
TOTAL	13-9	315/24.2	28-74	.378	4-27	.148	27-33	.818	5	20	25	1.9	32	0	32	35	0	32	87	6.7
All*	86-75	1400/16.3	170-426	.399	47-153	.307	232-292	.795	36	159	195	2.3	204	5	249	190	5	100	619	7.2

* Statistics from prior team/school



Individual Career History

Shamsid-Deen, Tahj

Season	gp-gs	min/avg	Total		3-Point		F-Throws		Rebounds				Scoring							
			fg-fga	pct	fg-fga	pct	ft-fga	pct	off	def	tot	avg	pf	fo	ast	to	blk	stl	pts	avg
2013-14	30-30	880/29.3	97-238	.408	43-130	.331	47-62	.758	8	36	44	1.5	79	4	86	39	2	25	284	9.5
2014-15	12-11	296/24.7	24-69	.348	10-36	.278	15-21	.714	1	11	12	1.0	25	1	19	10	0	9	73	6.1
TOTAL	42-41	1176/28.0	121-307	.394	53-166	.319	62-83	.747	9	47	56	1.3	104	5	105	49	2	34	357	8.5

Stockton, Cole

Season	gp-gs	min/avg	Total		3-Point		F-Throws		Rebounds				Scoring							
			fg-fga	pct	fg-fga	pct	ft-fga	pct	off	def	tot	avg	pf	fo	ast	to	blk	stl	pts	avg
2014-15	6-0	11/1.8	0-3	.000	0-3	.000	0-0	.000	0	1	1	0.2	2	0	0	0	0	0	0	0.0
TOTAL	6-0	11/1.8	0-3	.000	0-3	.000	0-0	.000	0	1	1	0.2	2	0	0	0	0	0	0	0.0

Thompson, Alex

Season	gp-gs	min/avg	Total		3-Point		F-Throws		Rebounds				Scoring							
			fg-fga	pct	fg-fga	pct	ft-fga	pct	off	def	tot	avg	pf	fo	ast	to	blk	stl	pts	avg
2013-14	21-0	163/7.8	8-24	.333	4-12	.333	2-8	.250	8	24	32	1.5	24	0	4	8	1	7	22	1.0
2014-15	5-0	71/14.2	7-26	.269	2-10	.200	5-9	.556	8	7	15	3.0	8	0	2	6	1	2	21	4.2
TOTAL	26-0	234/9.0	15-50	.300	6-22	.273	7-17	.412	16	31	47	1.8	32	0	6	14	2	9	43	1.7

Waddell, Devin

Season	gp-gs	min/avg	Total		3-Point		F-Throws		Rebounds				Scoring							
			fg-fga	pct	fg-fga	pct	ft-fga	pct	off	def	tot	avg	pf	fo	ast	to	blk	stl	pts	avg
2013-14	3-0	3/1.0	0-0	.000	0-0	.000	0-0	.000	0	0	0	0.0	1	0	0	0	0	0	0	0.0
2014-15	11-0	91/8.3	3-6	.500	1-1	1.000	1-3	.333	2	11	13	1.2	16	0	1	1	1	0	8	0.7
TOTAL	14-0	94/6.7	3-6	.500	1-1	1.000	1-3	.333	2	11	13	0.9	17	0	1	1	1	0	8	0.6



2014-15 AUBURN BASKETBALL GAME NOTES

8 NCAA TOURNAMENTS:
1984, 1985, 1986, 1987, 1988, 1999, 2000, 2003
2 SEC CHAMPIONSHIPS:
1960, 1999

2014-15 Auburn Tigers Basketball Auburn Combined Team Statistics (as of Jan 03, 2015) All games

RECORD:	OVERALL	HOME	AWAY	NEUTRAL
ALL GAMES	8-5	7-1	0-3	1-1
CONFERENCE	0-0	0-0	0-0	0-0
NON-CONFERENCE	8-5	7-1	0-3	1-1

##	Player	gp-gs	min	avg	Total		3-Point		F-Throw		Rebounds				Other				pts	avg		
					fg-fga	fg%	3fg-fga	3fg%	ft-fa	ft%	off	def	tot	avg	pf	dq	a	to			blk	stl
01	Harrell,KT	13-13	430	33.1	79-172	.459	35-84	.417	40-54	.741	14	31	45	3.5	21	0	18	34	1	16	233	17.9
14	Mason, Antoine	7-6	214	30.6	32-74	.432	10-31	.323	34-48	.708	3	15	18	2.6	15	0	11	18	0	8	108	15.4
05	Bowers,Cinmeon	13-13	372	28.6	70-150	.467	1-9	.111	37-80	.463	46	101	147	11.3	31	1	11	33	9	10	178	13.7
12	Ross-Miller, K.C.	13-9	315	24.2	28-74	.378	4-27	.148	27-33	.818	5	20	25	1.9	32	0	32	35	0	32	87	6.7
13	Shamsid-Deen, Tahj	12-11	296	24.7	24-69	.348	10-36	.278	15-21	.714	1	11	12	1.0	25	1	19	10	0	9	73	6.1
00	Canada,Malcolm	13-0	280	21.5	24-61	.393	4-21	.190	21-28	.750	9	20	29	2.2	37	0	31	20	3	16	73	5.6
25	Granger, Jordan	13-13	283	21.8	23-45	.511	10-24	.417	7-13	.538	13	26	39	3.0	30	0	12	19	9	8	63	4.8
20	Thompson, Alex	5-0	71	14.2	7-26	.269	2-10	.200	5-9	.556	8	7	15	3.0	8	0	2	6	1	2	21	4.2
04	Reed, Trayvon	6-0	79	13.2	5-9	.556	0-0	.000	4-11	.364	7	15	22	3.7	13	0	2	3	9	0	14	2.3
23	Lang, TJ	12-0	113	9.4	5-14	.357	4-12	.333	4-7	.571	3	8	11	0.9	15	0	4	8	0	2	18	1.5
22	Holmes, C.J.	2-0	2	1.0	1-1	1.000	1-1	1.000	0-0	.000	0	0	0	0.0	0	0	0	0	0	0	3	1.5
24	Purchase, Jack	7-0	91	13.0	3-14	.214	3-13	.231	0-0	.000	2	6	8	1.1	15	0	4	2	0	1	9	1.3
31	Waddell, Devin	11-0	91	8.3	3-6	.500	1-1	1.000	1-3	.333	2	11	13	1.2	16	0	1	1	1	0	8	0.7
42	Stockton, Cole	6-0	11	1.8	0-3	.000	0-3	.000	0-0	.000	0	1	1	0.2	2	0	0	0	0	0	0	0.0
03	Keim,Patrick	3-0	2	0.7	0-0	.000	0-0	.000	0-2	.000	0	0	0	0.0	0	0	0	0	0	0	0	0.0
Team											29	24	53					1				
Total.....		13	2650		304-718	.423	85-272	.313	195-309	.631	142	296	438	33.7	260	2	147	190	33	104	888	68.3
Opponents.....		13	2650		308-696	.443	68-230	.296	176-268	.657	137	322	459	35.3	272	-	148	213	51	108	860	66.2

TEAM STATISTICS	AU	OPP	Date	Opponent	Score	Att.
SCORING	888	860	11/14/14	MILWAUKEE	w 83-73	8114
Points per game	68.3	66.2	11/17/14	at Colorado	L 59-90	9834
Scoring margin	+2.2	-	11/21/14	LOUISIANA	w 105-80	8120
FIELD GOALS-ATT	304-718	308-696	11/24/14	vs Tulsa	L 35-53	1507
Field goal pct	.423	.443	11/26/14	vs Oregon State	w 71-69	1178
3 POINT FG-ATT	85-272	68-230	12/03/14	at Texas Tech	L 44-46	7040
3-point FG pct	.313	.296	12-05-14	COASTAL CAROLINA	L 54-58	7964
3-pt FG made per game	6.5	5.2	12/14/14	at Clemson	L 61-72	7140
FREE THROWS-ATT	195-309	176-268	12/17/14	WINTHROP	w 80-62	5323
Free throw pct	.631	.657	12/20/14	XAVIER	Wo2 89-88	7975
F-Throws made per game	15.0	13.5	12/23/14	TEXAS SOUTHERN	w 61-60	7323
REBOUNDS	438	459	12/29/14	MIDDLE TENNESSEE ST	w 64-48	6752
Rebounds per game	33.7	35.3	01/03/15	NORTH ALABAMA	w 82-61	8169
Rebounding margin	-1.6	-				
ASSISTS	147	148				
Assists per game	11.3	11.4				
TURNOVERS	190	213				
Turnovers per game	14.6	16.4				
Turnover margin	+1.8	-				
Assist/turnover ratio	0.8	0.7				
STEALS	104	108				
Steals per game	8.0	8.3				
BLOCKS	33	51				
Blocks per game	2.5	3.9				
ATTENDANCE	59740	26699				
Home games-Avg/Game	8-7468	3-8005				
Neutral site-Avg/Game	-	2-1342				

* - Conference game

Score by Periods	1st	2nd	OT	OT2	Totals
Auburn	399	473	10	6	888
Opponents	394	451	10	5	860