



TENNESSEE  
BASKETBALL



10 SEC CHAMPIONSHIPS | 25 ALL-AMERICANS | 11 SEC PLAYERS OF THE YEAR | 46 NBA DRAFT PICKS

# TENNESSEE (8-8, 1-3 SEC) at VANDERBILT (8-8, 2-2 SEC)

JAN. 14 » MEMORIAL GYMNASIUM » NASHVILLE, TENN. » 8:30 P.M. ET

## THE MATCHUP

TENNESSEE VOLUNTEERS



VANDERBILT COMMODORES



UTSPORTS.COM

### QUICK COMPARISON

76.9 ppg	<b>Points Per Game</b>	72.8 ppg
73.6 ppg	<b>Points Allowed Per Game</b>	69.8 ppg
37.1 rpg	<b>Rebounding Per Game</b>	35.6 rpg
35.9 rpg	<b>Rebounding Defense</b>	34.1 rpg
.439	<b>Field Goal Pct.</b>	.431
.324	<b>3-Point Pct.</b>	.394



VUCOMMODORES.COM

### TENNESSEE QUICK FACTS

Head Coach: Rick Barnes (Lenoir-Rhyne, 1977)  
Record at Tennessee: 23-27 / 2nd year  
Career Record: 627-341 / 30th year  
Points Leader: Robert Hubbs III (14.6 ppg, 13th in SEC)  
Rebounds Leader: Grant Williams (5.6 rpg, 19th in SEC)  
Assists Leader: Lamonté Turner (2.8 apg)

### VANDERBILT QUICK FACTS

Head Coach: Bryce Drew (Valparaiso, 1998)  
Record at VU: 8-8 / 1st year  
Career Record: 132-57 / 6th year  
Points Leader: Matthew Fisher-Davis (17.0 ppg, 6th in SEC)  
Rebounds Leader: Jeff Roberson (7.3 rpg, T-4th in SEC)  
Assists Leader: Riley LaChance (4.2 apg, T-7th in SEC)

## SECOND OF THREE VOL TRIPS TO NASHVILLE THIS YEAR

### THE SERIES

Overall: UT leads, 117-74  
In Knoxville: UT leads, 70-19  
In Nashville: VU leads, 54-39  
Neutral Sites: UT leads, 8-1  
Current Streak: Tennessee has won one  
Last Meeting: UT won, 67-65, in Nashville (SECT), 3/10/16  
Barnes vs. Vanderbilt: 2-2  
Barnes vs. Drew: No meetings

### RIGHT NOW

Tennessee's 117 wins over Vanderbilt are its most over any opponent.  
The Vols rank 29th nationally with 306 total free throws made.  
This is the second of three Tennessee appearances in Nashville this season. The Vols faced Gonzaga at Bridgestone Arena on Dec. 18 and will return to that venue for the SEC Tournament March 8-12.

### A WIN WOULD...

Snap Tennessee's three-game losing streak (its longest of the season).  
Give the Vols three true road wins, tripling last season's total.  
Stand as Tennessee's first victory of 2017.

### PROBABLE STARTERS

Tennessee		Ht.	Wt.	Yr.	Hometown	PPG	RPG	Other	
G	1	Lamonté Turner	6-1	187	RS-Fr.	Florence, Ala.	9.3	2.1	2.8 apg
	23	Jordan Bowden	6-3	180	Fr.	Knoxville, Tenn.	7.9	2.7	.328 3FG%
G	3	Robert Hubbs III	6-5	207	Sr.	Newbern, Tenn.	14.6	4.9	.505 FG%
F	2	Grant Williams	6-5	234	Fr.	Charlotte, N.C.	10.8	5.6	2.0 bpg
F	11	Kyle Alexander	6-10	218	So.	Milton, Ontario	3.6	3.8	1.2 bpg

Vanderbilt		Ht.	Wt.	Yr.	Hometown	PPG	RPG	Other	
G	13	Riley LaChance	6-2	192	Jr.	Brookfield, Wis.	10.2	3.3	4.2 apg
G	5	Matthew Fisher-Davis	6-5	185	Jr.	Charlotte, N.C.	17.0	3.4	.402 3FG%
G	1	Payton Willis	6-4	182	Fr.	Fayetteville, Ark.	7.1	2.3	2.7 apg
F	11	Jeff Roberson	6-6	224	Jr.	Houston, Texas	10.3	7.3	2.1 apg
C	3	Luke Kornet	7-1	250	Sr.	Lantana, Texas	12.9	6.4	2.0 bpg

## EXPERIENCE THE ACTION

**TV**  
■ SEC Network  
Dave Neal (PXP)  
Jon Sundvold (analyst)  
Tom Scofield (producer)

**RADIO**  
■ Vol Network  
Bob Kesling (PXP)  
Bert Bertelkamp (analyst)  
Tim Berry (engineer)

**SATELLITE RADIO**  
■ Sirius  
Channel 83 (VU feed)  
■ XM  
Channel 190 (VU feed)

**ONLINE/MOBILE**  
■ UTsports.com  
■ Free audio stream only  
■ WatchESPN.com  
■ Free video stream

## 2016-17 » SCHEDULE & RECORD

<b>THE RECORD</b>	<b>OVERALL RECORD:</b>	<b>8-8</b>
	SEC	1-3
	NON-CONFERENCE	7-5
	HOME	5-3
	AWAY	2-2
	NEUTRAL	1-3

## THE SCHEDULE

DATE	OPPONENT (TV)	TIME/RESULT
N11	Chattanooga (SEC Network+)	L, 82-69
N15	Appalachian State (SEC Network)	W, 103-94
N21	1-vs. #16 Wisconsin (ESPN2)	L, 72-64
N22	1-#13 Oregon (ESPN2)	OT L, 69-65
N23	1-Chaminade (ESPNU)	W, 95-81

D3	Georgia Tech (SEC Network+)	W, 81-58
D6	Presbyterian (SEC Network+)	W, 90-50
D11	at #7 North Carolina (ESPN)	L, 73-71
D13	Tennessee Tech (SEC Network)	W, 74-68
D15	Lipscomb (SEC Network+)	W, 92-77
D18	2-vs. #8 Gonzaga (ESPN2)	L, 86-76
D22	at ETSU (My VLT/ESPN3)	W, 72-68
D29	at Texas A&M* (SEC Network)	W, 73-63

J3	Arkansas* (SEC Network)	L, 82-78
J7	at #24 Florida* (ESPN2)	L, 83-70
J11	South Carolina* (SEC Network)	L, 70-60
J14	at Vanderbilt* (SEC Network)	8:30 p.m.
J17	at Ole Miss* (SEC Network)	9 p.m.
J21	Mississippi State* (SEC Network)	6 p.m.
J24	Kentucky* (ESPN)	9 p.m.
J28	3-Kansas State (ESPN2)	2 p.m.
J31	at Auburn* (SEC Network)	9 p.m.

F4	at Mississippi State* (SEC Network)	3:30 p.m.
F8	Ole Miss* (SEC Network)	6:30 p.m.
F11	Georgia* (ESPN)	4 p.m.
F14	at Kentucky* (ESPN)	7 p.m.
F18	Missouri* (SEC Network)	1 p.m.
F22	Vanderbilt* (SEC Network)	6:30 p.m.
F25	at South Carolina* (SEC Network)	1 p.m.

M1	at LSU* (SEC Network)	7 p.m.
M4	Alabama* (SEC Network)	1 p.m.
M8-12	4-SEC Tournament	

### Schedule Key

1-Maui Jim Maui Invitational (Lahaina, Maui);  
2-Battle on Broadway (Nashville, Tenn.); 3-SEC/Big 12 Challenge; 4-SEC Tournament (Nashville, Tenn.)

\*Southeastern Conference Game

All Times Eastern; Opponent Rankings are AP

Are you viewing these game notes on a wifi-enabled mobile device? If so, click on any game's score above to view the video highlights from that contest.

▶ QUICK FACTS

**THE BASICS**

Location: Knoxville, Tenn.  
 Founded: 1794  
 Conference: Southeastern  
 Enrollment: 28,052  
 Colors: Orange & White  
 Nickname: Volunteers  
 Mascot: Smokey  
 Band: Pride of the Southland  
 University President: Dr. Joe DiPietro  
 Knoxville Chancellor: Dr. Jimmy G. Cheek  
 Faculty Representative: Dr. Donald Bruce  
 Vice Chancellor/Director of Athletics: Dave Hart  
 Athletic Department Phone: 865-974-1220  
 Ticket Office Phone: 1-800-332-VOLS (8657)

**COURT FACTS**

Thompson-Boling Arena  
 Capacity: 21,678  
 Record in Arena: 348-125 (.736), 30th season  
 Largest Crowd: 25,610 vs. Kentucky (1/21/89)  
 at current capacity: 22,326 vs. Gonzaga (1/7/09)

▶ MEDIA INFORMATION

**CREDENTIALS**

Outlets interested in obtaining credentials to cover Tennessee basketball home games must apply for credentials via Sports Systems.

Link: [www.sportssystem.com/clients/seccredentials/](http://www.sportssystem.com/clients/seccredentials/)

Applications for single-game credentials should be submitted at least one week in advance of the game(s) one plans to cover.

**COVERING PRACTICE**

Only select Tennessee basketball practices are open to the media. Contact basketball SID Tom Satkowiak (tomsid@tennessee.edu) for dates and times. See Page 255 of the Tennessee Media Guide for specific practice coverage guidelines.

**WEEKLY PRESS CONFERENCES**

During SEC play, Rick Barnes hosts weekly media press conferences in the Ray and Lucy Hand Digital Studio. Lunch for attendees is provided in the Media Relations office.

**SEC COACHES TELECONFERENCE**

This season's SEC coaches teleconferences are scheduled to occur on Jan. 2, 16 and 26 (Thursday); Feb. 6 and 20; March 6. The postseason call takes place on March 13. All SEC basketball teleconferences can be listened to online at SECsports.com shortly after their conclusion.

**Order of Appearance (All Times Eastern)**

11:00 a.m. Bryce Drew, Vanderbilt  
 11:07 a.m. Michael White, Florida  
 11:14 a.m. Frank Martin, South Carolina  
 11:21 a.m. Mark Fox, Georgia  
 11:28 a.m. Johnny Jones, LSU  
 11:35 a.m. John Calipari, Kentucky  
**11:42 a.m. Rick Barnes, Tennessee**  
 11:49 a.m. Mike Anderson, Arkansas  
 11:56 a.m. Avery Johnson, Alabama  
 12:03 p.m. Bruce Pearl, Auburn  
 12:10 p.m. Andy Kennedy, Ole Miss  
 12:17 p.m. Ben Howland, Mississippi State  
 12:24 p.m. Kim Anderson, Missouri  
 12:31 p.m. Billy Kennedy, Texas A&M

INSIDE TENNESSEE



**Front Row (L-R):** Kwe Parker, Lamonté Turner, Shembari Phillips, Robert Hubbs III, Detrick Mostella, Brad Woodson, Jordan Bone, Jacob Fleschman; **Back Row (L-R):** Lucas Campbell, Jalen Johnson, John Fulkerson, Kyle Alexander, Lew Evans, Admiral Schofield, Grant Williams, Jordan Bowden

**SCHOLARSHIP ROSTER & QUICK NOTES**

No.	Name	Pos.	Ht.	Wt.	Class	Hometown   Previous School
11	Kyle Alexander	F	6-10	218	So.	Milton, Ontario, Canada   Orangeville Prep
Note: The tallest player on Tennessee's roster, this Canadian sophomore has been playing hoops for only four years						
0	Jordan Bone	G	6-1	173	Fr.	Nashville, Tenn.   The Ensworth School
Note: In-state freshman PG scored 21 in UT's opener vs. Chattanooga (11/11); missed nine games with a left foot injury						
23	Jordan Bowden	G	6-3	180	Fr.	Knoxville, Tenn.   22 Feet Academy (S.C.)
Note: Knoxville native has started UT's last 15 games; was named SEC Freshman of the Week on Dec. 12						
21	Lew Evans	F	6-7	235	RS-Sr.	Salt Lake City, Utah   Utah State
Note: Barnes' first-ever graduate transfer is the only active Vol with playing experience in the NCAA Tournament						
10	John Fulkerson	F	6-7	203	Fr.	Kingsport, Tenn.   The Christ School (N.C.)
Note: Left-handed freshman started six games but is out for at least six weeks with a right elbow injury						
3	Robert Hubbs III	G	6-5	207	Sr.	Newbern, Tenn.   Dyer County HS
Note: UT's top returning scorer from last season leads team this year in scoring (14.6 ppg)						
13	Jalen Johnson	G	6-5	177	Fr.	Durham, N.C.   Wesleyan Christian Academy
Note: Freshman swingman has great length and athleticism but will redshirt this season to get stronger						
12	Kwe Parker	G	6-0	181	Fr.	Fayetteville, N.C.   Wesleyan Christian Academy
Note: True freshman PG is averaging 10.2 minutes in 13 appearances and is averaging 1.3 assists per game						
25	Shembari Phillips	G	6-3	192	So.	Atlanta, Ga.   Wheeler HS
Note: One of the team's best perimeter defenders, his 36 total assists this season are second-most on the squad						
5	Admiral Schofield	F	6-5	238	So.	Zion, Ill.   Zion-Benton Township HS
Note: Focused on being an elite rebounder in his second season; logged first career double-double at Florida (1/7)						
1	Lamonté Turner	G	6-0	187	RS-Fr.	Florence, Ala.   IMG Academy (Fla.)
Note: Redshirt freshman is team's third-leading scorer (9.3 ppg) and has a 1.57 assist/turnover ratio						
2	Grant Williams	F	6-5	234	Fr.	Charlotte, N.C.   Providence Day School
Note: Physical freshman post is UT's top rebounder (5.6 rpg) and dropped 30 points vs. Lipscomb (12/15/16)						

**STAFF**

**Head Coach:** Rick Barnes  
**Record at Tennessee:** 23-27 (2nd Year)  
**Overall Record :** 627-341 (30th Year)

**Associate Head Coach:** Rob Lanier  
**Assistant Coach:** Desmond Oliver  
**Assistant Coach:** Michael Schwartz  
**Strength & Conditioning Coach:** Garrett Medenwald  
**Athletic Trainer:** Chad Newman  
**Video Coordinator:** Riley Davis  
**Director of Basketball Operations:** Mary-Carter Kniffen  
**Assistant to the Head Coach:** Kyle Condon  
**Graduate Assistants:** I.J. Poole, Dražen Zlovarić

**PRONUNCIATION GUIDE**

Jordan Bowden	BAU-din (like old FSU coach)
Mary-Carter Kniffen	NIFF-in
Rob Lanier	luh-NEER
Garrett Medenwald	MAY-dihn-wald
Detrick Mostella	DEE-trick moss-TELL-uh
Kwe Parker	KWAY
Shembari Phillips	shem-BAR-ee
Lamonté Turner	luh-MAHN-tay

TENNESSEE BASKETBALL MEDIA RELATIONS CONTACTS

Tom Satkowiak      Assistant AD - Media Relations      Cell: 865-696-2897      Email: TomSID@tennessee.edu      Twitter: @TomSatkowiak  
 Kellen Hiser      Assistant Media Relations Director      Cell: 307-760-8261      Email: khiser@tennessee.edu      Twitter: @toKelwithit

► BY THE NUMBERS

4

» There are four former Vols currently active on NBA rosters: **Tobias Harris**, (Pistons), **Jordan McRae**, (Cavs), **Josh Richardson** (Heat), and **C.J. Watson** (Magic).

8

» Only eight active head coaches have logged more Division I wins than Tennessee head coach **Rick Barnes** (627).

187

» 187 games have elapsed since the last time a Tennessee head coach has been whistled for a technical foul (March 11, 2011).

TEAM NOTES

ABOUT VANDERBILT

- Under the direction of first-year head coach **Bryce Drew**, Vanderbilt owns an 8-8 (2-2 SEC) record heading into the back half of its 2016-17 regular-season schedule.
- The Commodores are 6-2 at home this season, with their only losses at Memorial Gym coming to Bucknell in late November and to sixth-ranked Kentucky on Tuesday night.
- Vanderbilt is the top 3-point shooting team in the SEC, boasting a .394 3-point percentage. The Commodores' 409 attempts from distance this season rank second in the league behind Auburn's 410.
- Leading Vandy's 3-point barrage is junior **Riley LaChance** (10.2 ppg). The guard from Brookfield, Wisconsin, leads the SEC in 3-point field goal percentage, shooting at a .557 (34-of-61) clip from beyond the arc. **Matthew Fisher-Davis**—the Commodores' leading scorer at 17.0 ppg—is also among the conference's leaders in 3-point shooting, as his .402 (47-of-117) mark ranks seventh.
- Fisher-Davis is averaging 20.5 ppg in SEC games and is coming off a 19-point performance against Kentucky Tuesday. He scored a career-best 33 points on 11-of-20 shooting (seven 3-pointers) against Auburn on Jan. 4.
- Senior **Luke Kornet** (12.9 ppg) and junior **Jeff Roberson** (10.3 ppg) round out Vanderbilt's double-digit scorers. Roberson is also the team's top rebounder at 7.3 rpg (fourth in the SEC) while Kornet—who stands 7-1—averages 6.4 rpg.
- In SEC play, Kornet is ranked in the top 10 of seven different categories: rebounding, 3-point percentage, made threes, blocked shots, offensive rebounds, defensive rebounds and minutes played.
- The quartet of Fisher-Davis, Kornet, LaChance and Roberson have combined to play more than 61 percent of Vanderbilt's total minutes this season. Of those four, only Kornet (29.3 mpg) averages fewer than 30.0 mpg.

FAST BREAK

Senior guard **Robert Hubbs III** is on pace to become the 48th all-time member of Tennessee's 1,000-Point Club. He is currently 158 points shy of 1,000.

VOLS SUCCESSFUL ON STATE CIRCUIT

- Since the start of the 2005-06 season, the Vols have beaten every in-state Division I team. Those schools include Austin Peay (1-1), Belmont (3-0), Chattanooga (4-1), ETSU (7-0), Lipscomb (2-0), Memphis (4-5), Middle Tennessee (5-1), Tennessee Tech (4-0), Tennessee State (3-0), UT Martin (2-0) and Vanderbilt (15-9).
- During that span, UT is 50-17 (.746) against in-state Division I teams.

MEMORABLE VOL PERFORMANCES AGAINST VANDERBILT

- **Josh Richardson** (now with the Miami Heat) helped the Vols rally from two separate double-digit deficits in the second half by scoring 15 of his game-high 22 points in the final stanza to lift Tennessee to a 67-61 comeback win over Vanderbilt in the 2015 SEC Tournament in Nashville on March 12, 2015. In what was the second-to-last game of his career, Richardson also led all players with three steals and was a perfect 6-for-6 from the free-throw line.
- **Dyron Nix** (17 points, 18 rebounds) and **Doug Roth** (10 points, 10 rebounds) recorded double-doubles and Tennessee beat Vanderbilt 79-69 in overtime in Stokely Athletics Center Feb. 4, 1987, in Knoxville.
- **Dick Johnston** made six free throws in double-overtime to lift UT to a 77-72 win over the Dores in Nashville on Feb. 2, 1970. **Jimmy England** led the charge with 27 points, and **Bobby Croft** had an 18-16 double-double.
- **Danny Schultz** holds UT's single-game scoring record against Vanderbilt, as he dropped 35 points on the Dores on Feb. 15, 1964, in Nashville.
- Tennessee All-Century Team member **Paul "Lefty" Walther** (1948-49) never lost to Vanderbilt during his career as a Vol. The Covington, Kentucky, native helped lead Tennessee to a 4-0 record over the Dores, beating Vandy by an average of 9.8 points.

LAST MEETING WITH VANDERBILT

- Tennessee dominated the first half and withstood a late Vanderbilt surge to defeat the Commodores, 67-65, on March 10, 2016, at Bridgestone Arena and advance to the SEC Tournament quarterfinals.
- For a moment, No. 5 seed Vanderbilt looked like it had sent the game into overtime. However, **Wade Baldwin IV's** layup with time expiring was waived off after replays showed the ball still rolling off his fingers with zeros on the clock.
- **Detrick Mostella** led Vols with 18 points to go with six rebounds and three assists and scored 12 in the second half. **Armani Moore** had 14 points, five boards and three assists. **Admiral Schofield** finished with 12 points and seven boards. **Derek Reese** collected a game-high 10 rebounds and scored seven points.
- The Vols led by as many as 14 points in the second half before a Vandy rally made it a two-possession game for the final 10 minutes. A dunk by **Damian Jones** with 2:43 left gave Vanderbilt a slim 59-58 lead. **Robert Hubbs III** put UT back in front for good on the Vols' next possession when he hit a 3-pointer following an offensive rebound.
- Tennessee took a 34-22 lead into halftime. Moore and Schofield led the team with eight points each in the first half.
- The Vols played arguably their best first-half defense of the season, limiting Vanderbilt's offensive opportunities. Vandy's 22 first-half points were the fewest UT allowed in any half last season. The Commodores shot just 31.3 percent from the floor in the first half and went 1-of-13 from 3-point range.
- Vanderbilt committed 10 turnovers in the first half and missed its last seven shots before halftime.
- Baldwin led VU with 13 points. **Matthew Fisher-Davis** and Jones had 12 points each.

TENNESSEE PLAYING AT LEAST 20 GAMES IN-STATE THIS SEASON

- The Vols will play at least 20 games in the state of Tennessee this season (that includes at least one game at the SEC Tournament in Nashville).
- Saturday's Vanderbilt game in Nashville will be UT's 11th in-state game of the year. The Vols are 6-4 in The Volunteer State thus far.

WILLIAMS GETTING TO THE LINE

- Freshman forward **Grant Williams** has scored 34 percent of his total points this season at the free-throw line. His 58 makes are a team-high.
- Williams' 24 made free throws in SEC play represent exactly half of his total scoring in conference games.
- His aptitude at getting to the foul line has given him an impressive average of 1.67 points per field-goal attempt overall and 1.92 points per field-goal attempt in SEC play.

6-5 WILLIAMS AMONG SEC'S TOP SHOT-BLOCKERS

- Standing just 6-5, Tennessee true freshman **Grant Williams** ranks tied for first in the SEC in blocked shots during league play, with an average of 2.8 bpg.
- Williams' 2.0 bpg overall this season ranks tied for fourth among SEC players.
- The Charlotte, North Carolina, native tied UT's single-game record with six blocks at Texas A&M on Dec. 29, and **he has recorded at least three blocks in seven different games so far this season.**
- Williams' wingspan exceeds 6-10.

MOSTELLA DISMISSED

- Tennessee announced on Jan. 10 that junior wing **Detrick Mostella** had been dismissed from the program.
- Said head coach **Rick Barnes**: "I've always been very clear about the standards that members of this program will be held to. Those standards are very high, and Detrick unfortunately has not lived up to them."
- Mostella appeared in 80 career games for the Vols, making 95 3-pointers. In 15 appearances this season, he was averaging a career-best 10.5 points and 3.9 rebounds per game and was emerging as a legitimate SEC Sixth Man of the Year candidate.
- **Mostella's dismissal leaves the Vols with just two upperclassmen on the roster.**

HUBBS' EFFICIENCY ON DISPLAY

- Through 16 games, senior **Robert Hubbs III** ranks sixth in the SEC in field-goal percentage, shooting .505 (92-of-182) for the season.
- Aiding Hubbs' cause on the scoring front has been his outstanding free-throw percentage. Hubbs ranks fifth in the SEC at the foul line (.887, 47-of-53).

THIS YEAR'S VOL'S OPERATING WITHOUT "VOLUME" SHOOTERS

- Lacking "volume shooters" and "volume scorers" but long on balance, Tennessee has seven players averaging at least 7.0 points per game.
- Leading scorer **Robert Hubbs III** leads the Vols in field-goal attempts, but he is only taking 11.4 shots per game (making 51 percent of them).
- **No Vol has attempted 20 shots in a game this year.**

FIVE OF TENNESSEE'S LOSSES HAVE COME VS. TOP-25 TEAMS

- Five of the teams that have defeated Tennessee this season are currently ranked in the AP top 25 and combine to boast a 73-11 (.869) record.
- Gonzaga is 16-0 and ranked fifth in the AP poll.
- Wisconsin is 14-3 and ranked 18th in the AP poll.
- UNC is 15-3 and ranked 11th in the AP poll.
- Oregon is 15-2 and ranked 13th in the AP poll.
- Florida is 13-3 and ranked 23rd in the AP poll.
- Based on the current AP poll, Tennessee stands to potentially play at least three more games against ranked teams this season (Kentucky 2x and K-State).

BONE WORKING HIS WAY BACK

- Freshman point guard **Jordan Bone** missed nine straight non-conference games with a stress fracture in his left foot, but he returned to action for the conference opener at Texas A&M Dec. 29.
- Since his return, the Nashville native is averaging 4.8 points and 1.8 assists in 16.5 minutes per game.
- Prior to his injury—suffered during UT's first practice at the Maui Invitational in mid-November—Bone appeared in the Vols' first three games, starting the first two.
- Bone's assist/turnover ratio stands at 1.5.
- When Bone was injured, point guard minutes were split between sophomore **Shembari Phillips** and freshmen **Lamonté Turner** and **Kwe Parker**.

BOOST FROM THE BENCH

- As head coach **Rick Barnes** predicted in the preseason, Tennessee's depth proved to be a strength of this year's team early on—through injuries and a player dismissal have impacted that depth recently.
- Through 15 contests, Tennessee's bench was averaging 31.0 points per game. The Vols' reserves were outscoring the opponents' reserves by 11.1 points per game, and the UT bench had accounted for more than 35 points in a game six times.
- But in UT's home loss to South Carolina Wednesday, the Vols' bench was outscored for just the third time all season and totaled less than 20 points for only the second time (19).

VOLS CLAMPED DOWN ON DEFENSE TO WIN AT TEXAS A&M

- All-in, team defense powered Tennessee to a 10-point win in its SEC opener at Texas A&M Dec. 29.
- A&M entered the game ranked second in the SEC in field-goal percentage (.481), but Tennessee limited the Aggies to just .344 (21-of-61) shooting from the field—their lowest of the season. Twelve of A&M's 21 made field goals came from just two players, as **D.J. Hogg's** game-high 21 points came on 7-of-16 shooting and **Admon Gilder's** 14 came on 5-of-13 shooting.
- UT also forced 16 Texas A&M turnovers—the most committed by the Aggies in a game this season.
- The undersized Vols logged 10 blocks against only two for the Aggies, and UT freshman **Grant Williams** tied Tennessee's single-game record with six blocked shots.
- Aggies' center **Tyler Davis** entered the game leading A&M in scoring (15.1 ppg), and Tennessee held him to six points. Davis had just two points on 1-of-5 shooting in the first half, and he didn't score his final four points until the final four minutes of the game.

COMPARING WINS vs. LOSSES

WINS	STATISTIC	LOSSES
85.0	Points Per Game	68.9
.487	Field Goal Pct.	.390
.385	3-Point FG Pct.	.259
+3.3	Rebound Margin	-0.9
17.4	Assists Per Game	10.0
+3.4	Turnover Margin	-0.4

30-POINT NIGHT FOR WILLIAMS

- Freshman forward **Grant Williams** erupted for 30 points, six rebounds and a pair of blocks in UT's come-from-behind victory over Lipscomb Dec. 15.
- It was the highest points total by a Vol this season and made Williams the first UT freshman to drop 30 in a game since All-American **Chris Lofton** scored 30 at Arkansas on Feb. 26, 2005.

AN (EARLY) ALL-STAR COMPARISON FOR FRESHMAN GRANT WILLIAMS

- Vols freshman **Grant Williams** said after UT's win at Texas A&M on Dec. 29 that one of the players he tries to emulate is Golden State Warriors' forward **Draymond Green**.
- Green and Williams both were rated by Rivals.com as three-star prospects. According to ESPN, Green was the nation's No. 21 power forward prospect in 2007, while Williams was the nation's No. 26 power forward in 2016.
- Below is a comparison between Williams' current stats and Green's year-by-year stats at Michigan State.

PLAYER	YEAR	FG%	PPG	RPG	BPG	MPG
<b>Grant Williams</b>	<b>Fr (16-17)</b>	<b>.544</b>	<b>10.8</b>	<b>5.6</b>	<b>2.0</b>	<b>23.7</b>
Draymond Green	Fr (08-09)	.556	3.3	3.3	0.2	11.4
Draymond Green	So (09-10)	.525	9.9	7.7	0.9	25.5
Draymond Green	Jr (10-11)	.426	12.6	8.6	1.1	30.1
Draymond Green	Sr (11-12)	.449	16.2	10.6	1.0	33.2

NATIONAL POLLS

ASSOCIATED PRESS POLL

Updated: Jan. 9

Rank	School	Record	Points
1	Baylor (55)	15-0	1,608
2	Kansas (8)	14-1	1,517
3	Villanova (1)	15-1	1,499
4	UCLA (1)	16-1	1,433
5	Gonzaga	15-0	1,366
6	Kentucky	13-2	1,327
7	Duke	14-2	1,173
8	Creighton	15-1	1,111
9	Florida State	15-1	1,071
10	West Virginia	13-2	972
11	North Carolina	14-3	902
12	Butler	14-2	880
13	Oregon	15-2	869
14	Louisville	13-3	744
15	Xavier	13-2	651
16	Arizona	15-2	634
17	Purdue	14-3	584
18	Wisconsin	13-3	581
19	Virginia	12-3	580
20	Notre Dame	14-2	468
21	Saint Mary's	14-1	377
22	Cincinnati	13-2	256
23	Florida	12-3	252
24	Minnesota	15-2	167
25	USC	15-2	20
25	Kansas State	13-2	20

**Receiving Votes:** Seton Hall 11, South Carolina 7, Iowa State 7, Indiana 6, Virginia Tech 6, Maryland 5, SMU 5, Clemson 4, UNC Wilmington 3, VCU 3, Wichita State 2, Dayton 2, Nevada 2

**Dropped from Rankings:** Virginia Tech 21, Indiana 25

USA TODAY COACHES' POLL

Updated: Jan. 9

Rank	School	Record	Points
1	Baylor (22)	15-0	783
2	Kansas (9)	14-1	756
3	Villanova (1)	15-1	727
4	UCLA	16-1	691
5	Gonzaga	15-0	690
6	Kentucky	13-2	651
7	Duke	14-2	557
8	Creighton	15-1	517
9	West Virginia	13-2	484
10	Florida State	15-1	472
11	Oregon	15-2	421
12	North Carolina	14-3	408
13	Butler	14-2	395
14	Xavier	13-2	373
15	Louisville	13-3	372
16	Arizona	15-2	332
17	Wisconsin	13-3	311
18	Virginia	12-3	308
19	Purdue	14-3	254
20	Notre Dame	14-2	228
21	Saint Mary's	14-1	220
22	Cincinnati	13-2	145
23	Florida	12-3	123
24	Minnesota	15-2	46
25	USC	15-2	30

**Receiving Votes:** South Carolina 18, Kansas State 15, Indiana 15, UNC Wilmington 12, New Mexico State 10, California 7, Virginia Tech 5, SMU 4, Maryland 4, Clemson 4, Seton Hall 3, Wichita State 2, Iowa State 2, Northwestern 2, Dayton 1, Miami 1, Oakland 1

**Dropped from Rankings:** Virginia Tech 23, Indiana 25

TRACKING TENNESSEE IN THE POLLS

AP COACHES'

	AP	COACHES'
Pre	NR	NR
11/14	NR	NR
11/21	NR	NR
11/28	NR	NR
12/5	NR	NR
12/12	NR	NR
12/19	NR	NR
12/26	NR	NR
1/2	NR	NR
1/9	NR	NR
1/16		
1/23		
1/30		
2/6		
2/13		
2/20		
2/27		
3/6		
Final		

RPI TRACKER (as of Jan. 13)

CBSsports.com	69
ESPN.com InsideRPI	66 (BPI = N/A)
KenPom.com	66
NCAA (official)	71
Sagarin	70

Tennessee's "Best" RPI Win: Texas A&M (RPI = 92)

# 2016-17 SEC STANDINGS (through Jan. 13)

	SEC	Pct.	H	A	ALL	Pct.	H	A	N	Streak
Florida	4-0	1.000	2-0	2-0	13-3	.813	3-0	3-1	7-2	W6
Kentucky	4-0	1.000	2-0	2-0	14-2	.875	8-1	2-1	4-0	W4
South Carolina	3-0	1.000	1-0	2-0	13-3	.813	9-1	3-1	1-1	W3
Georgia	3-1	.750	1-1	2-0	11-5	.688	7-2	3-2	1-1	W2
Alabama	2-1	.667	1-1	1-0	9-6	.600	6-3	1-2	2-1	L1
Mississippi St.	2-1	.667	0-1	2-0	11-4	.733	6-3	2-0	3-1	W2
Vanderbilt	2-2	.500	1-1	1-1	8-8	.500	6-2	1-3	1-3	L2
Arkansas	1-3	.250	0-2	1-1	12-4	.750	10-2	1-2	1-0	L2
Auburn	1-3	.250	0-2	1-1	11-5	.688	6-2	3-1	2-2	W1
LSU	1-3	.250	0-2	1-1	9-6	.600	7-2	1-2	1-2	L2
Ole Miss	1-3	.250	0-2	1-1	10-6	.625	7-3	1-2	2-1	L1
Tennessee	1-3	.250	0-2	1-1	8-8	.500	5-2	2-2	1-3	L3
Texas A&M	1-3	.250	1-1	0-2	9-6	.600	7-2	0-2	2-2	W1
Missouri	0-3	.000	0-2	0-1	5-10	.333	4-6	0-1	1-3	L7

## FAST BREAK

Tennessee has produced four of the top 10 all-time scorers in SEC history: **Allan Houston** (No. 2; 2,801 points), **Ernie Grunfeld** (No. 5; 2,249 points), **Tony White** (No. 6; 2,219 points) and **Chris Lofton** (No. 10; 2,131 points).

### ALEXANDER EXHIBITING OFFENSIVE DEVELOPMENT

- Sophomore forward **Kyle Alexander** proved himself as a reliable rim-protector last season. This year, he is showing growth offensively.
- The soft-spoken Canadian is on pace to score 115 points this season, which would more than double his offensive output from a year ago (53 points).
- Alexander has scored 57 points this season and has started each of the last five games.

### 20-POINT GAMES BY FRESHMEN

- Tennessee has had **four** different freshmen score at least 20 points in a game this season. And it took only 10 games for that to happen.
- Media Relations staffers are researching the last time a Tennessee team had four different freshmen produce 20-point outings in season. A partial check of the archives shows it has not been done through the early 1980s (it's likely to never have happened).

FRESHMAN	PTS	GAME
Grant Williams, F	30	vs. Lipscomb, 12/15/16
Lamonté Turner, G	24	vs. Presbyterian, 12/6/16
Jordan Bone, G	21	vs. Chattanooga, 11/11/16
Jordan Bowden, G	21	vs. Presbyterian, 12/6/16

### FULKERSON ON THE SHELF

- After starting six straight games for the Vols and emerging as one of the team's top rebounders, freshman forward **John Fulkerson** saw his promising rookie season interrupted by injury.
- Early in Tennessee's win over Lipscomb Dec. 15, Fulkerson suffered a dislocated elbow while attempting to take a charge. Two days later, it was estimated that he would be out for a minimum of six weeks.
- Fulkerson came off the bench to make a significant impact during his season-high 37 minutes vs. 13th-ranked Oregon in Maui. The Kingsport, Tennessee, native logged 12 points, 10 rebounds, five blocks and a pair of steals. That earned him a spot in the starting lineup, which he occupied until suffering the injury.

### TENNESSEE AMONG YOUNGEST, SMALLEST TEAMS IN DIVISION I

- According to statistical analyst Ken Pomeroy (Ken.Pom.com), **Tennessee ranks 331 out of 351 NCAA Division I teams in terms of roster experience.** Pomeroy's calculation weights the experience of each player on the roster based on minutes played. If seniors play many minutes for a team, that team's experience rank climbs.
- Through 16 games, freshmen have accounted for 45.7 percent of Tennessee's minutes played.**
- Pomeroy also ranks teams based on average roster height, and the Vols land at 297 out of 351 teams (shortest in the SEC) with an average height of 75.9 inches (6-3).

### VOLS PICKED 13<sup>TH</sup> IN SEC

- Tennessee was predicted to finish 13th in the 2017 SEC race by an SEC and national media voting panel.
- The Volunteers posted a 6-12 SEC record to finish 12th a season ago.

### NINE EXPLOSIVE SCORERS

- What a difference a year can make. Last season, Tennessee entered the year with no players on its roster who had scored at least 20 points in a Division I game. **Now the Vols have nine.**
- The Vols entered this season with five different players who had done so—**Lew Evans, Robert Hubs III, Detrick Mostella, Shembari Phillips** and **Admiral Schofield.**
- And just 10 games into **Rick Barnes'** second season on Rocky Top, four Vols freshmen already had 20-point games to their credit—**Jordan Bone** (21 vs. Chattanooga), **Jordan Bowden** (21 vs. Presbyterian), **Lamonté Turner** (24 vs. Presbyterian) and **Grant Williams** (30 vs. Lipscomb).

### BONE'S FRESHMAN DEBUT RANKS AMONG TENNESSEE'S BEST

- Freshman point guard **Jordan Bone's** 21-point effort vs. Chattanooga Nov. 11 ranks sixth among offensive outputs by a Vol in his freshman debut.

RANK	PTS	FRESHMAN & GAME	DATE
1.	42	Bernard King vs. UW-Milwaukee	11/30/74
2.	29	Ed Gray vs. UT Martin	11/26/93
3.	28	Ernie Grunfeld vs. North Texas St.	11/30/73
4.	24	Dan Federman vs. Rollins	11/29/80
5.	23	Cornelius Jackson vs. Morehead St.	11/24/96
6.	21	Jordan Bone vs. Chattanooga	11/11/16

## "QUOTABLE"



**Billy Kennedy, Texas A&M**

"They out-physicaled us and did a much better job of bothering us than anybody we've played. I thought them playing 10 or 11 guys had some wear and tear on us in the second half. Their depth was a factor. We got punched in the face."

## SPECIALTY-STAT TRACKER

Opponent	Points in the Paint	Points Off TOs	2nd Chance Points	Bench Points
Chattanooga	32 (-10)	14 (-4)	15 (+2)	28 (+21)
App State	42 (+6)	28 (+12)	8 (-7)	42 (+9)
#16 Wisconsin	32 (even)	15 (+3)	10 (+3)	25 (+18)
#13 Oregon	26 (even)	19 (-5)	8 (-2)	43 (+16)
Chaminade	52 (+20)	17 (+7)	18 (+7)	26 (+15)
Ga. Tech	36 (+20)	20 (+2)	12 (+5)	26 (+9)
Presbyterian	24 (+10)	31 (+29)	21 (+17)	37 (+10)
#7 UNC	36 (-10)	11 (-5)	9 (-16)	16 (-12)
Tennessee Tech	36 (+4)	15 (+4)	13 (+6)	23 (+5)
Lipscomb	48 (+20)	16 (+4)	13 (+9)	24 (+12)
#8 Gonzaga	14 (-14)	18 (even)	17 (+8)	36 (+12)
ETSU	32 (-2)	11 (+5)	22 (+10)	43 (+28)
Texas A&M	24 (-8)	19 (+13)	11 (-7)	30 (+22)
Arkansas	32 (-4)	7 (-5)	14 (+9)	35 (-3)
#24 Florida	28 (-4)	15 (-10)	8 (-3)	31 (+4)
South Carolina	22 (-4)	21 (+2)	11 (+5)	19 (-3)
Total +/-	+24	+52	+46	+198
Season Highs	48	31	22	43



Tennessee's first half field-goal percentage of .654 at UNC on Dec. 11 was the fourth-highest ever recorded by a UNC opponent in a half at the Dean Smith Center, which opened in 1986:

TEAM	DATE	FG%, HALF
Duke	March 9, 2013	.692, 1st
Kentucky	Dec. 7, 2002	.667, 2nd
Temple	Feb. 22, 1988	.681, 2nd
TENNESSEE	Dec. 11, 2016	.654, 1st

## "QUOTABLE"



**Rick Barnes**  
Head Coach

"They all say they want to get out and run and play, but, think about it... I (take guys out) for not shooting the ball. I don't think as a player you could ask anything more than a coach to say we want you shoot the ball."

## "QUOTABLE"



**Rick Barnes**  
Head Coach

"We've got too much character in this group that these guys are not going to quit playing. They realize it's a long way to go, and we're working towards being a better team."



## NUMBERS OF NOTE

**.462**

Tennessee is shooting .462 as a team in true road games this season. The Volunteers have wins at ETSU and Texas A&M and losses at North Carolina and Florida.

**2.6**

Freshman forward **Grant Williams** averages a team-best 2.6 offensive rebounds per game. He pulled down five offensive rebounds against South Carolina on Jan. 11.

**45.4**

Freshmen have accounted for 44.5 percent of Tennessee's total scoring this season. (559 of 1,231 points). A freshman has owned or tied for top-scorer honors in six games thus far.

### ALEXANDER GIVES VOLTS CANADIAN CONNECTION

- Forward **Kyle Alexander** last season became just the second Canadian ever to letter for the Vols (joining Hamilton, Ontario, native **Bobby Croft**, 1967-70).
- Alexander appeared in 32 games for the Vols last season, with 11 starts. He ranked second on the team with 31 total blocked shots.
- This season, Alexander has twice set new career-highs for scoring, with seven points against Chattanooga (11/11) and 13 vs. App State (11/15).
- **Rick Barnes** boasts an impressive history of signing and developing Canadian standouts, including **Cory Joseph** (Toronto; now plays for the Toronto Raptors), **Myck Kabongo** (Toronto; now plays in the NBA D-League) and **Tristan Thompson** (Brampton, Ontario; now plays for the Cleveland Cavaliers).

### JOHNSON, FLESCHEMAN TO REDSHIRT

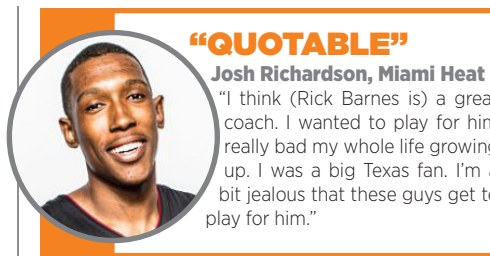
- Tennessee coach **Rick Barnes** announced during his postgame press conference on Nov. 15 that true freshmen **Jalen Johnson** and Jacob **Fleschman** will redshirt this season.
- Johnson is guard with great length and athleticism, but he needs to add strength. Fleschman is a walk-on guard whose strength is his shooting.
- Barnes said of Johnson: "**Lamonté Turner** told me he thought the best thing that happened to him was to sit out (last season). So we think it's going to be a good thing for Jalen because we think he has a great future."

### CHAMPIONSHIP EXPERIENCE

- Tennessee's roster features six players who won at least one state championship during their respective high school careers. And those six Vols combine to boast a total of eight state championship rings.
- Freshmen **Jordan Bone** and **Jalen Johnson** each won a pair of state titles during their prep careers. Vols with a single state title under their belt are: **Lew Evans**, **Kwe Parker**, **Shembari Phillips** and **Grant Williams**.
- **Robert Hubbs III** and **Lamonté Turner** each played in at least one state championship game during their prep career, but neither player's team captured a title.

### WINS OVER 175 DIVISION I SCHOOLS

- **Rick Barnes** has recorded at least one win over 175 different schools during his career as a head coach.



### "QUOTABLE"

**Josh Richardson, Miami Heat**  
 "I think (Rick Barnes is) a great coach. I wanted to play for him really bad my whole life growing up. I was a big Texas fan. I'm a bit jealous that these guys get to play for him."

### 6-9 FORWARD ZACH KENT SIGNS

- 6-9 forward **Zach Kent** signed with the Vols Nov. 9. He plans to enroll at UT next summer and pursue a degree in Communications. He will be a freshman for the Volunteers in 2017-18.
- A native of Magnolia, Delaware, Kent is currently a senior at Blair Academy in Blairstown, New Jersey.
- Prior to this year, Kent attended St. Andrew's School in Middleton, Delaware. As a junior there in 2015-16, Kent earned All-Conference and third-team All-State honors after averaging 17 points and nine rebounds per game.
- He will become the first Delaware native ever to suit up for the Vols.

### EVANS BRINGS NCAA EXPERIENCE

- The summer addition of graduate transfer forward **Lew Evans** not only gave this Tennessee roster a much-needed boost in size, it also gave the Vols' locker room a presence with some NCAA Tournament experience.
- As a sophomore in 2013-14, Evans started 22 games for a Tulsa squad that exceeded 20 wins, captured the Conference USA crown and advanced to the NCAA Tournament, where it fell to UCLA.
- "That experience was awesome," Evans said. "The game before ours was Stephen F. Austin against VCU. When SFA hit a buzzer-beater to go into overtime, that place was rocking. Right after that, we played UCLA in San Diego, so the whole crowd of 10,000 was against us. The whole thing from start to finish was awesome."
- Vols senior **Robert Hubbs III** was a true freshman when UT advanced all the way from the First Four to the Sweet Sixteen in 2014. But he had season-ending shoulder surgery in January and was unable to play in any of UT's four NCAA Tournament games.

## ▶ LAST THREE GAMES

#	Player	gp-gs	min	avg	Total		3-Point		F-Throw		Rebounds												
					fg-fga	fg%	3fg-fga	3fg%	ft-fa	ft%	off	def	tot	avg	pf	dq	a	to	blk	stl	pts	avg	
3	Hubbs III, Robert	3-3	101	33.7	17-36	.472	0-4	.000	7-8	.875	5	13	18	6.0	7	0	6	6	1	3	41	13.7	
15	Mostella, Detrick	2-0	48	24.0	8-18	.444	6-12	.500	3-6	.500	0	6	6	3.0	3	0	1	4	0	0	25	12.5	
2	Williams, Grant	3-3	84	28.0	8-18	.444	0-1	.000	20-28	.714	11	7	18	6.0	13	1	0	5	5	1	36	12.0	
5	Schofield, Admiral	3-0	64	21.3	9-18	.500	1-2	.500	11-14	.786	8	10	18	6.0	9	1	4	5	0	0	30	10.0	
1	Turner, Lamonte	3-1	65	21.7	6-16	.375	2-9	.222	7-10	.700	1	4	5	1.7	8	0	8	7	0	5	21	7.0	
23	Bowden, Jordan	3-3	48	16.0	6-15	.400	3-7	.429	4-4	1.000	2	3	5	1.7	6	0	2	6	0	3	19	6.3	
0	Bone, Jordan	3-2	58	19.3	9-27	.333	0-3	.000	1-3	.333	1	2	3	1.0	4	0	6	7	0	3	19	6.3	
11	Alexander, Kyle	3-3	45	15.0	3-4	.750	0-0	.000	3-4	.750	4	6	10	3.3	6	0	0	3	3	0	9	3.0	
21	Evans, Lew	3-0	23	7.7	1-5	.200	0-1	.000	2-2	1.000	1	3	4	1.3	4	0	2	0	0	0	4	1.3	
12	Parker, Kwe	3-0	23	7.7	2-7	.286	0-3	.000	0-0	.000	0	3	3	1.0	2	0	3	4	0	1	4	1.3	
25	Phillips, Shembari	3-0	41	13.7	0-6	.000	0-2	.000	0-0	.000	1	8	9	3.0	5	0	3	2	0	0	0	0.0	
Team											6	6	12										
Total.....		3	600		69-170	.406	12-44	.273	58-79	.734	40	71	111	37.0	67	2	35	49	9	16	208	69.3	
Opponents.....		3	600		77-164	.470	21-44	.477	60-85	.706	31	74	105	35.0	66	-	36	42	13	27	235	78.3	



**“QUOTABLE”**

**T.J. Ford, Wooden Award and Naismith Trophy winner**

“Every day I wake up, I use things I learned from (coach Barnes). Just knowing how to treat people, knowing how to be respectful, being engaging, being on time, how to be responsible, all of those things. I do it every day.”

**VOLS IN THE NBA**

- Tennessee alums enjoyed a noteworthy presence in the NBA during the 2015-16 season—highlighted by **Jordan McRae** (2010-14) winning an NBA Championship with the Cleveland Cavaliers.
- McRae made 17 appearances for the Cavs and also played in seven games with the Phoenix Suns last season. His regular-season averages included 4.5 points and 1.1 assists in 8.9 minutes per game. He shot .436 overall and .455 from 3-point range.
- Miami Heat guard **Josh Richardson** had a spectacular rookie campaign, playing a key role on Miami’s run to the Eastern Conference semifinals. In 52 regular-season appearances, Richardson averaged 6.6 points, 2.1 rebounds and 1.4 assists in 21.3 minutes per game. After the All-Star break, he led the entire NBA in 3-point percentage (.589), and he was named the NBA Eastern Conference Rookie of the Month for March.
- Midway through his fifth NBA season, forward **Tobias Harris** was traded from the Orlando Magic to the Detroit Pistons, playing a starting role as Detroit surged into the playoffs. In 76 regular-season appearances (with both Orlando and Detroit), Harris averaged 14.7 points, 6.7 rebounds and 2.2 assists in 33.1 minutes per game.
- Point guard **C.J. Watson** completed his ninth NBA season as a member of the Orlando Magic. An injury limited him to just 33 appearances, during which he averaged 4.3 points, 2.0 rebounds and 2.7 assists in 19.9 minutes per game.
- 2014 NBA Draft pick **Jarnell Stokes**, who has spent time with the Memphis Grizzlies and the Miami Heat during his first two professional seasons, made the Denver Nuggets roster out of training camp. He was waived however, on Nov. 15. Stokes was the 2016 NBA D-League MVP and also was selected as the D-League finals MVP after leading the Sioux Falls Skyforce to the league championship.
- A pair of Tennessee alums continue lengthy tenures as NBA front-office executives in 2016-17. Washington Wizards President **Ernie Grunfeld** completed his 13th season as the team’s top executive. And New York Knicks Assistant General Manager **Allan Houston** continues to play a key insider’s role in the resurgence of that storied franchise.

**FAST BREAK**

Tennessee has made five NCAA Sweet Sixteen appearances since 2000.

**EIGHT BARNES’ PUPILS ACTIVE IN NBA**

- There are currently eight **Rick Barnes** pupils active on NBA rosters, including one of the top players in the world: 2014 NBA MVP **Kevin Durant**.

PLAYER, POS	DRAFTED	TEAM
LaMarcus Aldridge, F	2006	San Antonio Spurs
D. J. Augustin, G	2008	Orlando Magic
Avery Bradley, G	2010	Boston Celtics
Kevin Durant, F	2007	Golden State Warriors
Cory Joseph, G	2011	Toronto Raptors
Tristan Thompson, F	2011	Cleveland Cavaliers
P.J. Tucker, F	2006	Phoenix Suns
Myles Turner, F	2015	Indiana Pacers

**VOLS TIE SCHOOL RECORD VS. PC**

- Tennessee tied its single-game school record for 3-pointers made when it drained 16 triples during a 90-50 victory over Presbyterian Dec. 6.
- Six different Vols made a 3-pointer in the win.
- Redshirt freshman **Lamonté Turner’s** seven 3-pointers made tied for the fifth-most in program history and were the most by a Vol since **Jordan McRae** had eight against Georgia on March 2, 2013.

**DOUBLE-DOUBLES OFF THE BENCH**

- In somewhat of an oddity, Tennessee’s two double-double performances this season have both come from players who were not in the starting lineup.
- Admiral Schofield** came off the bench Jan. 7 at Florida to post 18 point and 10 rebounds, and freshman **John Fulkerson** (currently sidelined due to injury) came off the bench in Maui to log 12 points and 10 rebounds.
- Prior to this season, each of Tennessee’s last 31 double-doubles were recorded by starters, dating to January 2014.



**VOLS IN THE NBA**

**& AROUND THE GLOBE**

**NBA VOLS**

**TOBIAS HARRIS, SF**

DETROIT PISTONS / 6TH YEAR IN THE NBA  
**Notes:** 24-year-old has scored more than 4,000 career points and was selected as one of *Sports Illustrated’s* Top 100 NBA Players prior to this season.

**JORDAN McRAE, SG**

CLEVELAND CAVALIERS / 2ND YEAR IN THE NBA  
**Notes:** 2014 Draft pick broke into the NBA last season and won a championship ring with Cleveland.

**JOSH RICHARDSON, SG**

MIAMI HEAT / 2ND YEAR IN THE NBA  
**Notes:** As a rookie last season, he led the entire NBA in 3-point percentage during the second half of the season (post-All-Star break).

**JARNELL STOKES, PF**

DENVER NUGGETS / 3RD YEAR IN THE NBA  
**Notes:** Last year’s D-League MVP, the third-year pro earned a Denver Nuggets roster spot with a strong training camp but was waived on Nov. 15.

**C.J. WATSON, PG**

ORLANDO MAGIC / 10TH YEAR IN THE NBA  
**Notes:** 31-year-old has appeared in more than 500 career NBA games, totaling more than 3,900 points and 1,200 assists.

**ERNIE GRUNFELD**

WASHINGTON WIZARDS / PRESIDENT (GM)  
**Note:** Has been with Wizards organization since 2003.

**ALLAN HOUSTON**

NEW YORK KNICKS / ASSISTANT GM  
**Note:** Former Knicks All-Star now serves as assistant general manager and is also the GM of New York’s D-League affiliate, the Westchester Knicks.

**VOLS ON INTERNATIONAL ROSTERS**

Name	Country	Club
Devon Baulkman	Germany	Ratiopharm
Wayne Chism	Mexico	Garzas
D’Montre Edwards	U.K.	Reading
John Fields (inj)	Belgium	Liege
Kenny Hall	Greece	Koroivos
Scotty Hopson	Croatia	Cedevita
Chris Lofton	TBD	TBD
Armani Moore	Poland	Stelmet ZG
J.P. Prince	Iran	Azad
Kevin Punter Jr.	Greece	Lavrio
Derek Reese	Puerto Rico	Ponce Lions
Tyler Smith	Turkey	Akhisar Bid
Cameron Tatum	Montenegro	KK Mornar Bar

**FRESHNESS GUARANTEED | NIKE KD9**



Head coach **Rick Barnes’** connections with Nike and 2014 NBA MVP **Kevin Durant** have paid dividends in the swag department for the Tennessee basketball program, as Nike designed two different, custom KD9 sneakers for the Vols (white and smokey grey).

When Tennessee unveiled its KD9s on social media, the response was overwhelmingly positive. But to the disappointment of thousands of Big Orange fans, the custom kicks are not available in stores.

# THOMPSON-BOLING ARENA



**CAPACITY /// 21,678**

**348-125**

Overall Record in 30 Seasons at TBA

## NOTES FROM "THE SUMMITT"

### WELCOME TO YEAR NO. 30

- Thompson-Boling Arena is hosting its 30th season in 2016-17.
- The Vols have won nearly 75 percent of their games in Thompson-Boling Arena.
- The Vols have ranked in the top 10 nationally in attendance 12 times at TBA and own an active streak of 12 consecutive seasons ranked in the top 20.

### BY THE NUMBERS

- Tennessee is 348-125 (.736) in 30 seasons in TBA.
- Since the 1998 season, the Vols are 247-65 (.792) in Thompson-Boling Arena.
- The Vols are 111-47 against SEC teams at home over the last 12 seasons.
- Tennessee has won 62 of its last 89 SEC games at Thompson-Boling Arena.
- UT has won 144 of its last 163 home games against non-conference opponents.
- Tennessee finished both the 2006-07 and 2007-08 seasons with a 16-0 home record.
- The Vols have won five straight home games against the defending national champions (Kentucky in 2013, UConn in 2012, Florida in 2008, Florida in 2007, Kentucky in 1999).

### STRONG SEASON-TICKET SALES

- Tennessee sold more than 10,650 season-ticket packages for the 2016-17 campaign.
- The Vols' total of season-ticket sales this season exceeds the **capacity** of four SEC arenas (Ole Miss [capacity 9,061], Auburn [9,121], Mississippi State [10,500] and Georgia [10,523]).

### HOME CROWDS OF 20,000+ NOTHING NEW FOR VOLS

- Tennessee has played in front of 50 home crowds larger than 20,000 dating to the 2005-06 season.
- The crowd of 22,326 for the 2009 Gonzaga game was the largest at Thompson-Boling Arena since capacity was reduced from 24,535 to 21,678 prior to the 2007-08 campaign.
- UT has hosted ESPN College GameDay twice at Thompson-Boling Arena, winning both games.

### ▶ AVG. HOME ATTENDANCE

#### 2015-16 Final Attendance Rankings

Arena/School	Avg.
1. Rupp Arena Kentucky	23,361
2. The Carrier Dome Syracuse	21,592
3. KFC Yum! Center Louisville	20,859
4. Dean E. Smith Center North Carolina	18,326
5. Xfinity Center College Park Maryland	17,863
6. Kohl Center Wisconsin	17,287
7. Assembly Hall Indiana	17,106
8. PNC Arena NC State	16,758
9. Allen Fieldhouse Kansas	16,436
10. CenturyLink Center Creighton	15,941
11. Pinnacle Bank Arena Nebraska	15,429
12-16 Arkansas, Michigan State, BYU, Arizona, Iowa State	
<b>17. Thompson-Boling Arena Tennessee</b>	<b>14,232</b>

### ▶ LEGENDS IN THE RAFTERS

#### ■ TENNESSEE'S RETIRED NUMBERS

Name	No.	Honored on
Ray Mears ( <i>coach</i> )	*	March 1, 2006
John Ward ( <i>broadcaster</i> )	*	March 1, 2006
Bernard King	53	Feb. 13, 2007
Ernie Grunfeld	22	March 2, 2008
Allan Houston	20	March 6, 2011

\* Honored with a personalized banner bearing the Tennessee "Power T" logo

#### ■ TENNESSEE'S RETIRED JERSEYS

Name	No.	Honored on
Dale Ellis	14	March 1, 2014

### ▶ \$40 MILLION COMMITMENT



### Hoops a Priority on Rocky Top

The University of Tennessee has invested more than \$40 million into its basketball facilities since the end of the 2006-07 campaign.

Prior to the 2007-08 season, UT added a basketball-only practice facility and began the first phase of renovations to Thompson-Boling Arena.

The \$19 million first phase of renovations included the addition of 32 luxury suites that are located in the existing north balcony, a loge area just below the luxury suites that includes 166 side court seats, new seats for the entire arena, a \$3 million center-hung scoreboard and concourse refurbishments, such as graphics and other amenities.

The Vols' state-of-the-art basketball practice facility, Pratt Pavilion, houses two full-size gymnasiums, one for each of the men's and women's basketball teams, as well as an athletic training room, weight room and film-study room.

The athletic department renovated the men's and women's basketball offices at the arena during the 2010-11 campaign, creating a new and impressive "front door" for the basketball programs.

New to Thompson-Boling Arena in 2013-14 was the 360-degree LED ribbon board that runs along the bottom of the upper deck.

And in March of 2014, TBA became the third college arena to install an LED lighting system (joining Arizona State and Notre Dame).



**“QUOTABLE”**

**LaMarcus Aldridge, San Antonio Spurs/NBA All-Star**

“Rick Barnes always told me I would be a franchise player, a go-to guy. I can’t say that I always believed him, but he was right. He told me if I kept working hard and stayed with it, then I would be a go-to guy in the NBA, and it worked out. He kept me positive and kept me going in the right direction when I could have stopped believing in myself. That was a key to my development as a player.”

**ACADEMIC EXCELLENCE**

- **Rick Barnes’** commitment to his players’ academic achievement cannot be overstated. His teams have posted a perfect 1,000 score in five of the last six multi-year APR reports as well as perfect single-year APR scores every year from 2005-06 through 2014-15.
- A total of 31 Tennessee men’s basketball players have graduated in the last eight years. Those players are: **Devon Baulkman, Josh Bone, Galen Campbell, Quinn Cannington, Quinton Chievous, Ryan Childress, Wayne Chism, D’Montre Edwards, John Fields, Melvin Goins, Kenny Hall, Tony Harris, Michael Hubert, Justin Jackson, Chris Lofton, Brandon Lopez, Jeronne Maymon, Skylar McBee, Jordan McRae, Dwight Miller, Armani Moore, Rob Murphy, Steven Pearl, J.P. Prince, Kevin Punter Jr., Josh Richardson, Tyler Summitt, Cameron Tatum, C.J. Watson, Tanner Wild and Renaldo Woolridge.**
- Of those 31 graduates in the last eight years, 19 went on to sign professional basketball contracts and two have gone into coaching.

**FOUR WEARING VOLS SCHOLAR PATCH**

- Four Vols have earned the privilege of wearing a “VOLScholar” patch on their game jersey: **Kyle Alexander, Shembari Phillips, Lamonté Turner and Brad Woodson**
- To be eligible to wear the patch, Tennessee student-athletes must achieve a 3.0 GPA in either of the two previous semesters, or they must own a cumulative 3.0 GPA (freshmen are not eligible for the patch).

**LANIER GIVES VOLS ADDITIONAL HEAD COACHING EXPERIENCE**

- **Rick Barnes** isn’t the only person on Tennessee’s bench with Division I head coaching experience.
- Associate head coach **Rob Lanier** was the head coach at Siena from 2001-05.
- During that span, the Saints posted a 58-70 mark, and advanced to one NCAA Tournament and one NIT.
- Under Lanier, Siena also won the 2002 Metro Atlantic Athletic Conference Tournament Championship.

**USELESS (BUT INTERESTING) INFO**

- Junior guard **Detrick Mostella** has the smallest shoe size on the team, as he wears a 10.5.
- Tennessee’s student manager team rose as high as No. 6 in last year’s national KPI rankings (KPIsports.net) and advanced to the Final Four in Houston where it fell to Michigan State. Kansas and Iowa State were the other two Final Four participants.
- At the “real” Final Four in Houston in 2011, **Rick Barnes** received the USBWA’s “Good Guy Award” for coaching excellence and for cooperation with the media.
- The cotton candy machine was invented in 1897 by a dentist. Talk about a conflict of interest!

**WHAT DOES VFL STAND FOR?**

- VFL is an acronym used across Tennessee’s various athletic programs that stands for “Vol For Life.”
- We don’t have “former Vols.” We have VFL!

**TENNESSEE RETURNS TO BATTLE 4 ATLANTIS IN 2017**

- Tennessee will make its second appearance in the Battle 4 Atlantis tournament next season. The 2017 field includes the Vols, Arizona, NC State, Northern Iowa, Purdue, SMU, Villanova and Western Kentucky.
- The Battle 4 Atlantis takes place at the Atlantis Resort on Paradise Island, Bahamas.
- In Atlantis in 2013, Tennessee dropped its opening game to UTEP before bouncing back to defeat Xavier and Wake Forest.

**TENNESSEE’S MANAGER TEAM 5-1 THIS SEASON**

- After earning a berth in the “Manager Games” Final Four last year in Houston, Tennessee’s student managers are 5-1 this season.
- Their wins have come against Appalachian State, NC State, Tennessee Tech, ETSU and Texas A&M. The squad’s lone loss came on the road at Florida.
- The team is comprised of undergrad managers **Garrett Carter, Parker Eidson and Parker Ratcliff**, graduate manager and leading scorer **I.J. Poole**, assistant media relations director **Kellen Hiser** and assistant to the head coach **Kyle Condon**.

**STRENGTH COACH MEDENWALD WAS A TWO-SPORT STANDOUT**

- Vols strength and conditioning coach **Garrett Medenwald** has an impressive history as a two-sport collegiate student-athlete.
- At Division III Wisconsin-Stevens Point, he was an outfielder for the baseball team, which won the Midwest Regional and finished fifth at the 2010 NCAA Division III College World Series.
- As a football running back at Division III Wisconsin-Whitewater, he helped lead the Warhawks to back-to-back national championships in 2010 and 2011.
- Medenwald finished his football career at Whitewater holding several program weight room records in cleans, snatch, split jerk, bench press, pro agility, broad jump, vertical jump and 40-yard dash.
- Also an elite powerlifter, Medenwald was a national qualifier in Olympic weightlifting.

**VOLS LOOKING TO EXTEND STREAK OF TOP-20 ATTENDANCE**

- Tennessee finished 17th nationally in average regular-season home attendance last year, drawing an average of 14,233 fans to 16 games at Thompson-Boling Arena.
- The Vols have ranked among the top 20 in men’s college basketball attendance for 12 consecutive years, including six of those seasons ranked in the top five nationally.
- Tennessee’s average home attendance this season is 12,579.

**TEAM STAT RANKINGS**

Category	SEC	NCAA	SEC*
Scoring Offense   76.9	6	105	70.2   T-11
Scoring Defense   73.6	11	225	74.5   7
Scoring Margin   +3.3	10	161	-4.2   8
FG Pct.   .439	8	193	.404   12
FG Pct. Defense   .430	12	172	.436   7
3FG Pct.   .324	11	270	.271   12
3FG Pct. Defense   .377	13	288	.426   14
Free Throw Pct.   .754	3	32	.750   2
Rebounds Per Game   37.1	10	154	37.0   T-6
Rebound Defense   35.9	T-9	-	37.2   7
Rebound Margin   +1.2	T-9	169	-0.2   5
Off. Rebs Per Game   12.6	5	51	12.3   T-5
Def. Rebs Per Game   24.5	12	260	24.8   T-9
Assists Per Game   13.7	8	180	12.8   6
Assist/Turnover Ratio   1.0	10	223	0.9   9
Turnovers Per Game   14.3	12	246	14.8   10
Turnover Margin   +1.5	7	102	-0.2   9
Blocks Per Game   4.9	9	50	4.5   4
Steals Per Game   6.6	11	149	5.3   T-11
Fouls Per Game   21.7	-	321	-

*SEC thru Jan. 13 | NCAA thru Jan. 11 | \* Conference games only*

**GAMES STARTED**

	Streak	2016-17	Career	SEC
Kyle Alexander	5	9	20	13
Jordan Bone	2	4	4	2
Jordan Bowden	15	15	15	4
Lew Evans	-	1	39	-
John Fulkerson	-	6	6	-
Robert Hubbs III	16	16	52	31
Jalen Johnson	-	-	-	-
Detrick Mostella	-	1	6	3
Kwe Parker	-	-	-	-
Shembari Phillips	-	10	21	8
Admiral Schofield	-	1	23	13
Lamonté Turner	-	4	4	2
Grant Williams	13	13	13	4

**NON-CONF. BREAKDOWN**

Team	Record	'16 RPI	'17 RPI	Result
Chattanooga	13-4	56	78	L, 82-69
Appalachian State	6-9	262	250	W, 103-94
vs. #16 Wisconsin	14-3	36	48	L, 74-62
vs. #13 Oregon	15-2	4	11	L, 69-65 OT
vs. Chaminade	9-6	-	-	W, 95-81
Georgia Tech	9-6	51	144	W, 81-58
Presbyterian	4-12	313	336	W, 90-50
at #7 North Carolina	15-3	5	17	L, 73-71
Tennessee Tech	7-12	139	332	W, 74-68
Lipscomb	9-9	270	260	W, 92-77
vs. #8 Gonzaga	16-0	37	12	L, 86-76
at ETSU	13-3	83	106	W, 82-78
Kansas State	13-3	89	51	Jan. 28

**FOLLOW THE BEAT**

Here is a list of reporters who regularly cover the Tennessee basketball beat and tweet about the Vols:

- @patrickbrownTFP - Patrick Brown, Chattanooga TFP
- @charlie\_burris - Charlie Burris, Orange & White Report
- @vincesports - Vince Ferrara, The Sports Animal
- @jimmyhyams - Jimmy Hyams, The Sports Animal
- @volquest\_rob - Rob Lewis, VolQuest.com
- @stevemegargee - Steve Megargee, Associated Press
- @troy\_provost - Troy Provost-Heron, Maryville Daily Times
- @grantramey - Grant Ramey, 247sports.com
- @wesrucker247 - Wes Rucker, 247sports.com
- @strangemike44 - Mike Strange, Knoxville News Sentinel



# RICK BARNES

Head Coach, First Season at Tennessee

## CAREER RECORDS

Overall Record: 627-341  
 Conference Games (regular season): 284-212  
 Non-Conference Games: 291-80  
 Conference Tournament: 33-28  
 NCAA Tournament: 21-22  
 Overtime Games: 29-34  
 One-Point Games: 17-22  
 vs. AP Top 25: 95-164

## VS. CURRENT SEC HEAD COACHES

COACH	All	Tenn	Tex	Clem	Prov	GMU
Anderson, Kim	0-1	0-1	-	-	-	-
Anderson, Mike	2-6	0-3	2-3	-	-	-
Calipari, John	3-3	1-1	2-2	-	-	-
Drew, Bryce	-	-	-	-	-	-
Fox, Mark	0-2	0-1	0-1	-	-	-
Howland, Ben	4-1	1-0	3-1	-	-	-
Johnson, Avery	0-1	0-1	-	-	-	-
Jones, Johnny	3-1	1-1	2-0	-	-	-
Kennedy, Billy	3-1	1-1	2-0	-	-	-
Kennedy, Andy	0-1	0-1	-	-	-	-
Martin, Frank	4-6	1-2	3-4	-	-	-
Pearl, Bruce	3-3	2-1	2-2	-	-	-
White, Michael	1-1	1-1	-	-	-	-
<b>TOTAL</b>	<b>23-27</b>	<b>8-14</b>	<b>16-13</b>			

## vs. BARNES...

Anderson, Kim	is 1-0 at Missouri
Anderson, Mike	was 3-2 at Missouri; 3-0 at Arkansas
Calipari, John	was 1-2 at Memphis; 2-1 at Kentucky
Drew, Bryce	is 0-0 at Vanderbilt
Fox, Mark	was 1-0 at Nevada; 1-0 at Georgia
Howland, Ben	was 1-3 at UCLA; 0-1 at Miss. State
Johnson, Avery	is 1-0 at Alabama
Jones, Johnny	was 0-2 at North Texas; 1-1 at LSU
Kennedy, Andy	is 1-0 at Ole Miss
Kennedy, Billy	is 1-3 at Texas A&M
Martin, Frank	was 4-3 at K-State; 2-1 at SC
Pearl, Bruce	was 2-1 at Tennessee, 1-2 at Auburn
White, Michael	is 1-1 at Florida

## ▶ COACH BARNES: CAREER BREAKDOWN

Year	School	Overall	Conference	Finish	Postseason	Ranking	RPI
1987-88	George Mason	20-10 .667	9-5 .643	T-2nd		-/-	103
<b>Totals</b>	<b>One Season</b>	<b>20-10 .667</b>	<b>9-5 .643</b>				
1988-89	Providence	18-11 .621	7-9 .438	T-6th	NCAA Tournament First Round	-/-	29
1989-90	Providence	17-12 .586	8-8 .500	T-6th	NCAA Tournament First Round	-/-	36
1990-91	Providence	19-13 .594	7-9 .438	T-7th	NIT Quarterfinals	-/-	53
1991-92	Providence	14-17 .452	6-12 .333	9th		-/-	119
1992-93	Providence	20-13 .606	9-9 .500	T-4th	NIT Semifinals	-/-	41
1993-94	Providence	20-10 .667	10-8 .556	T-4th	NCAA Tournament First Round	-/-	23
<b>Totals</b>	<b>Six Seasons</b>	<b>108-76 .587</b>	<b>47-55 .461</b>				<b>50.2</b>
1994-95	Clemson	15-13 .536	5-11 .313	T-6th	NIT First Round	-/-	33
1995-96	Clemson	18-11 .621	7-9 .438	6th	NCAA Tournament First Round	-/-	44
1996-97	Clemson	23-10 .697	9-7 .563	4th	NCAA Tournament Sweet Sixteen	14/8	39
1997-98	Clemson	18-14 .563	7-9 .438	T-4th	NCAA Tournament First Round	-/-	25
<b>Totals</b>	<b>Four Seasons</b>	<b>74-48 .607</b>	<b>28-36 .438</b>				<b>35.3</b>
1998-99	Texas	19-13 .594	13-3 .813	1st	NCAA Tournament First Round	-/-	45
1999-00	Texas	24-9 .727	13-3 .813	2nd	NCAA Tournament Second Round	15/21	8
2000-01	Texas	25-9 .735	12-4 .750	T-2nd	NCAA Tournament First Round	18/-	13
2001-02	Texas	22-12 .647	10-6 .625	T-3rd	NCAA Tournament Sweet Sixteen	-/T18	15
2002-03	Texas	26-7 .788	13-3 .813	2nd	NCAA Tournament Final Four	5/3	5
2003-04	Texas	25-8 .758	12-4 .750	T-2nd	NCAA Tournament Sweet Sixteen	12/10	9
2004-05	Texas	20-11 .645	9-7 .563	T-5th	NCAA Tournament First Round	-/-	38
2005-06	Texas	30-7 .811	13-3 .813	T-1st	NCAA Tournament Elite Eight	9/9	10
2006-07	Texas	25-10 .714	12-4 .750	3rd	NCAA Tournament Second Round	11/16	26
2007-08	Texas	31-7 .816	13-3 .813	T-1st	NCAA Tournament Elite Eight	7/5	6
2008-09	Texas	23-12 .657	9-7 .563	T-4th	NCAA Tournament Second Round	-/23	38
2009-10	Texas	24-10 .706	9-7 .563	T-6th	NCAA Tournament First Round	-/-	35
2010-11	Texas	28-8 .778	13-3 .813	2nd	NCAA Tournament Third Round	8/16	11
2011-12	Texas	20-14 .588	9-9 .500	6th	NCAA Tournament Second Round	-/-	57
2012-13	Texas	16-18 .471	7-11 .389	7th	CBI Opening Round	-/-	121
2013-14	Texas	24-11 .686	11-7 .611	T-3rd	NCAA Tournament Third Round	-/-	41
2014-15	Texas	20-14 .588	8-10 .444	T-6th	NCAA Tournament Second Round	-/-	51
<b>Totals</b>	<b>17 Seasons</b>	<b>402-180 .691</b>	<b>186-95 .662</b>				<b>31.1</b>
2015-16	Tennessee	15-19 .441	6-12 .333	12th		-/-	142
2016-17	Tennessee	8-8 .500	1-3 .250				
<b>Totals</b>	<b>2 Seasons</b>	<b>23-27 .460</b>	<b>7-15 .318</b>				<b>142.0</b>
<b>OVERALL</b>	<b>30 Seasons</b>	<b>627-341 .648</b>	<b>277-206 .573</b>				<b>41.9</b>

20-WIN SEASONS - ALL ACTIVE COACHES

RANK	COACH	20-WIN SEASONS
1	Mike Krzyzewski	32
2	Jim Boeheim	31
T-3	Bob Huggins	26
T-3	Roy Williams	26
5	Rick Pitino	25
6	John Calipari	24
<b>T-7</b>	<b>Rick Barnes</b>	<b>19</b>
T-7	Tubby Smith	19
T-7	Bill Self	19
10	Steve Fisher	18

DIVISION I WINS - ACTIVE SEC COACHES

RANK	COACH	SCHOOL	WINS
1	John Calipari	Kentucky	634
<b>2</b>	<b>Rick Barnes</b>	<b>Tennessee</b>	<b>627</b>
3	Ben Howland	Mississippi State	426
4	Billy Kennedy	Texas A&M	319
5	Mike Anderson	Arkansas	314
6	Johnny Jones	LSU	294
7	Bruce Pearl	Auburn	268
8	Mark Fox	Georgia	260
9	Andy Kennedy	Ole Miss	243
10	Frank Martin	South Carolina	200
11	Michael White	Florida	135
12	Bryce Drew	Vanderbilt	132
13	Avery Johnson	Alabama	27
14	Kim Anderson	Missouri	24

\* through Jan. 13

NCAA TOURNAMENTS - ACTIVE SEC COACHES

RANK	COACH	SCHOOL	WINS
<b>1</b>	<b>Rick Barnes</b>	<b>Tennessee</b>	<b>22</b>
2	John Calipari	Kentucky	17
3	Ben Howland	Mississippi State	10
4	Bruce Pearl	Auburn	8
5	Mike Anderson	Arkansas	7
6	Mark Fox	Georgia	5
7	Frank Martin	South Carolina	4
T-8	Johnny Jones	LSU	3
T-8	Andy Kennedy	Ole Miss	3
T-8	Billy Kennedy	Texas A&M	3
11	Bryce Drew	Vanderbilt	2
T-12	Kim Anderson	Missouri	0
T-12	Avery Johnson	Alabama	0
T-12	Michael White	Florida	0

NCAA TOURNAMENT WINS - ACTIVE SEC COACHES

RANK	COACH	SCHOOL	WINS
1	John Calipari	Kentucky	38
<b>2</b>	<b>Rick Barnes</b>	<b>Tennessee</b>	<b>21</b>
3	Ben Howland	Mississippi State	19
4	Bruce Pearl	Auburn	10
5	Mike Anderson	Arkansas	8
6	Frank Martin	South Carolina	6
7	Billy Kennedy	Texas A&M	3
8	Mark Fox	Georgia	2
9	Andy Kennedy	Ole Miss	1
T-10	Kim Anderson	Missouri	0
T-10	Bryce Drew	Vanderbilt	0
T-10	Avery Johnson	Alabama	0
T-10	Johnny Jones	LSU	0
T-10	Michael White	Florida	0

17 STRAIGHT NCAA BIDS

• **Rick Barnes** is one of only six active Division I head coach who has ever strung together at least 17 consecutive NCAA Tournament appearances.

NCAA TOURNAMENT STREAKS - ACTIVE COACHES

RANK	COACH	STREAK	YEARS
1	Mike Krzyzewski	21	1996-2016
2	Roy Williams	20	1990-2009
3	Tom Izzo	19	1998-2016
4	Bill Self	18	1999-2016
<b>T-5</b>	<b>Rick Barnes</b>	<b>17</b>	<b>1996-2012</b>
T-5	Mark Few	17	2000-2016

BARNES' COACHING TREE EXPANSIVE

• **Rick Barnes** has seen nine of his assistant coaches move on to become head coaches in the Division I or professional ranks.

COACH	HEAD COACHING JOBS
Dennis Felton	Western Kentucky, Georgia
Fran Fraschilla	Manhattan, St. John's, New Mexico
Frank Haith	Miami (Fla.), Missouri, Tulsa*
Rob Lanier	Siena
Ken McDonald	Western Kentucky, Austin Toros (NBDL)*
Herb Sendek	Miami (Ohio), NC State, Arizona State
Larry Shyatt	Clemson, Wyoming
Ricky Stokes	Virginia Tech, East Carolina
Rodney Terry	Fresno State*

\* current

BARNES' TEAM POST SOLID RPIS

- One reason that **Rick Barnes'** teams have reached the NCAA Tournament with such regularity is his ability to post outstanding year-end RPIS.
- In his 17 seasons at Texas, Barnes' teams posted an average year-end RPI of 31.1 The includes five years in the top 10 and eight years in the top 20.
- In Barnes' 29 previous seasons as a Division I head coach, his teams' average year-end RPI is 41.9 His club has finished with a sub-100 RPI just twice in the last 24 years.

BARNES IS A NASCAR FANATIC

- Tennessee head coach **Rick Barnes** loves him some NASCAR. He grew up in the heart of NASCAR country in Hickory, North Carolina, attending races at Hickory Motor Speedway.
- Barnes has often said that if his brothers had to choose between watching him coach in the Final Four or attending a NASCAR race, they would undoubtedly attend the race!
- Barnes remembers attending the World 600 at Charlotte Motor Speedway on May 24, 1964. In that race, legendary driver **Glenn "Fireball" Roberts** was involved in a horrific crash that led to his death less than two months later.



I learned a lot from this guy, was much more than a coach but a father figure! Love you, Thank you



RETWEETS 2,907 LIKES 6,824

PLAYERS' HARDWARE

**Naismith Trophy**  
 T.J. Ford, G 2003  
 Kevin Durant, F 2007

**Wooden Award**  
 T.J. Ford, G 2003  
 Kevin Durant, F 2007

**Wayman Tisdale Award**  
 T.J. Ford, G 2002  
 Kevin Durant, F 2007

**Oscar Robertson Trophy**  
 Kevin Durant, F 2007

**Bob Cousy Award**  
 D.J. Augustin, G 2008

BARNES vs. THE SEC

vs. Southeastern Conference: 62-38

OPPONENT	All	Tenn	Tex	Clem	Prov	GMU
Alabama	0-2	0-1	-	-	0-1	-
Arkansas	3-4	0-3	3-1	-	-	-
Auburn	2-1	2-1	-	-	-	-
Florida	1-1	1-1	-	-	-	-
Georgia	1-3	0-1	1-1	0-1	-	-
Kentucky	2-3	1-1	0-1	1-1	-	-
LSU	2-4	1-1	1-3	-	-	-
Mississippi	0-1	0-1	-	-	-	-
Mississippi State	4-0	1-0	3-0	-	-	-
Missouri	11-8	0-1	10-7	1-0	-	-
South Carolina	6-2	1-2	-	4-0	1-0	-
Tennessee	2-2	-	2-2	-	-	-
Texas A&M	26-8	1-1	23-7	2-0	-	-
Vanderbilt	2-2	1-2	1-0	-	-	-



**RICK BARNES: WHERE & WHEN**  
 Home: 393-82      November: 100-29  
 Away: 139-170    December: 158-46  
 Neutral: 95-89    January: 144-101  
 at TBA: 16-7      February: 130-94  
                          March: 91-70  
                          April: 0-1

## ON THE BENCH



### ROB LANIER

**Associate Head Coach • St. Bonaventure, 1990**

- Second season at Tennessee; eighth year working alongside Rick Barnes; this is his 26th season as a Division I coach (was head coach at Siena from 2001-05).
- Also has experience working as an assistant under Dave Leitao at Virginia (2006-07) and Billy Donovan at Florida (2007-11)
- Has played a role in signing eight McDonald's All-Americans, and 11 players that he either signed or coached have gone on to become NBA Draft Picks.
- A native of Buffalo, New York, he was a close friend of fellow Vols' staffer Desmond Oliver growing up.



### DESMOND OLIVER

**Assistant Coach • Dominican College, 1992**

- Second season at Tennessee; before joining the Vols, he spent five seasons as an assistant coach at Charlotte.
- This is his 21st season in the Division I coaching ranks; he has experience in the Atlantic 10, Big 12, Ivy League and Metro Atlantic Athletic Conference.
- Also boasts five years of previous SEC coaching experience at Georgia from 2004-09.
- A native of Buffalo, New York, he was a close friend of fellow Vols' staffer Rob Lanier growing up.



### MICHAEL SCHWARTZ

**Assistant Coach • Texas, 1999**

- First season at Tennessee; played two years under Barnes at Texas and was a member of the 1999 Big 12 Championship team (then became a GA on Texas' staff).
- Spent the 2015-16 season as an assistant coach and recruiting coordinator at Tulsa, helping the Golden Hurricane advance to the NCAA Tournament.
- Prior to that, he spent four seasons as the lead assistant under Rodney Terry (another Barnes pupil) at Fresno State, including one year as associate head coach.
- No stranger to the Southeast and East Coast, Schwartz spent six years on staff at Miami (Fla.) in the ACC.



### GARRETT MEDENWALD

**Strength & Conditioning Coach • Wisconsin-Whitewater, 2013**

- Second season at Tennessee; he had three previous years of experience working alongside head coach Rick Barnes at Texas from 2012-15.
- As a football running back at UW-Whitewater, he helped lead the Warhawks to back-to-back national championships in 2010 and 2011.
- An elite powerlifter, Medenwald was a national qualifier in Olympic weightlifting and was a coach and co-founder of the UW-Whitewater Olympic Lifting Club.
- Native of Green Bay, Wisconsin (lifelong Green Bay Packers fan).



### CHAD NEWMAN

**Athletic Trainer • Tennessee, 1994**

- 21st season with the Tennessee basketball program.
- Under his care, the Vols have advanced to postseason play 14 times, including 10 NCAA Tournament berths and five Sweet Sixteen appearances.
- 2009 Tennessee Athletic Trainer's Society (TATS) Athletic Trainer of the Year.
- Native of Chattanooga, Tennessee



### RILEY DAVIS

**Video Coordinator • Texas, 2011**

- Second season at Tennessee; is a Texas native.
- Had four previous years of experience as a member of Rick Barnes' basketball staff at Texas.
- Worked as a regional advance scout for the NBA's Charlotte Bobcats (now the Charlotte Hornets) in 2013-14.
- Spent the 2012-13 season as an assistant coach at Sam Houston State University in Huntsville, Texas.



### MARY-CARTER KNIFFEN

**Director of Basketball Operations • Tennessee, 2011**

- A two-time Tennessee graduate, Kniffen (pronounced NIFF-in) is in her second season working in a basketball operations role.
- One of only three women currently holding the role of director of basketball operations with a men's program at a "power five" conference school.
- Spent three years on UT's media relations staff, working closely with the Tennessee football program from 2012 to 2014.
- Native of Richmond, Virginia



### KYLE CONDON

**Assistant to the Head Coach • Tennessee, 2013**

- Is in his eighth overall season working with the basketball program at his alma mater (his second year in a full-time role).
- Was a student manager with the Volunteers for four years and then rose to a graduate position, which he occupied for the last two years.
- Boasts nine games of NCAA Tournament experience as a manager or administrative staffer.
- The native of Springfield, Virginia, is a two-time Tennessee graduate.



# 11 KYLE ALEXANDER

SO Forward | 6-10 | 218 | Communication Studies  
Milton, Ontario, Canada | Orangeville Prep



## @KyleJamal4

- Has attempted only four shots through three games in 2017
- Surpassed his freshman scoring total (53) after 15 games, notching his 54th point of the season at Florida (1/7/17)
- Returned to the starting lineup at ETSU (12/22), scoring six points and grabbing five rebounds in 19 minutes
- Snared six rebounds and blocked two shots against No. 8 Gonzaga's imposing frontline (12/18)
- Opened the season with back-to-back career-high scoring performances, scoring seven points in the opener against Chattanooga (11/11) and dropping 13 against Appalachian State (11/15)
- Is one of the basketball team's representative on the Student-Athlete Advisory Committee (SAAC)
- Tennessee's staff has Alexander devouring film of former Barnes pupil and current San Antonio Spurs All-Star LaMarcus Aldridge
- Tied UT's single-game record with six blocked shots at TCU last season—the most by a Vol since 2009
- Was primarily a soccer and volleyball player before finally deciding to try hoops as a junior in high school; this is his fourth year of competitive basketball
- His father, Joseph, played college basketball at Niagara and scored more than 1,200 points from 1982-86
- His oldest sister, 6-4 center Kayla Alexander, played collegiately at Syracuse from 2009-13 and is the school's all-time leading scorer (2,024) and shot-blocker (350); she now plays for the WNBA's San Antonio Stars

## SEASON/CAREER HIGHS

### Points

Season 13 vs. Appalachian State (11/15/16)  
Career Same

### Rebounds

Season 8 vs. Chattanooga (11/11/16)  
Career 11 at TCU (1/30/16)

### Assists

Season 1 (3x), last vs. Tennessee Tech (12/13/16)  
Career 1 (5x), last vs. Tennessee Tech (12/13/16)

### Blocks

Season 4 vs. Chattanooga (11/11/16)  
Career 6 at TCU (1/30/16)

### Steals

Season 2 (2x), last vs. Chaminade (11/23/16)  
Career Same

### Minutes

Season 28 vs. Chattanooga (11/11/16)  
Career 31 at TCU (1/30/16)

### Field Goals Made

Season 5 vs. Appalachian State (11/15/16)  
Career Same

### Field Goals Attempted

Season 8 vs. Appalachian State (11/15/16)  
Career Same

### 3-Pt. Field Goals Made

Season 1 vs. Chaminade (11/23/16)  
Career Same

### 3-Pt. Field Goals Attempted

Season 1 (3x) last vs. Tennessee Tech (12/13/16)  
Career Same

### Free Throws Made

Season 5 vs. Chattanooga (11/11/16)  
Career Same

### Free Throws Attempted

Season 8 vs. Chattanooga (11/11/16)  
Career Same

## 2016-17 GAME-BY-GAME STATS

OPPONENT	DATE	St	MIN	FG-FGA	PCT	3FG-FGA	PCT	FT-FTA	PCT	OFF DEF TOT	PF	A	T/O	BLK	STL	PTS
Slippery Rock (exh)	11/3/16	f	20	0-1	.000	0-0	-	5-6	.833	1 2 3	1	0	0	6	2	5
Chattanooga	11/11/16	f	28	1-3	.333	0-0	-	5-8	.625	4 4 8	3	0	0	4	1	7
Appalachian State	11/15/16	f	23	5-8	.625	0-1	.000	3-6	.500	1 6 7	2	0	0	2	0	13
vs. Wisconsin	11/21/16	f	27	1-3	.333	0-0	-	0-0	-	2 4 6	0	0	0	1	1	2
vs. Oregon	11/22/16	f	7	0-3	.000	0-0	-	0-0	-	2 0 2	2	0	1	0	0	0
vs. Chaminade	11/23/16	9	2-2	1.000	1-1	1.000	0-0	.000	0	1 1 1	1	0	0	0	2	5
Georgia Tech	12/3/16	13	2-4	.500	0-0	-	0-1	.000	1	2 3	2	1	0	0	0	4
Presbyterian	12/6/16	9	0-1	.000	0-0	-	0-0	-	3	0 3	2	1	0	3	0	0
at North Carolina	12/11/16	2	1-1	1.000	0-0	-	0-0	-	1	0 1	1	0	0	0	0	2
Tennessee Tech	12/13/16	12	1-3	.333	0-1	.000	0-0	-	1	1 2	0	1	0	0	0	2
Lipscomb	12/15/16	7	0-1	.000	0-0	-	0-2	.000	1	0 1	1	0	1	1	0	0
vs. Gonzaga	12/18/16	19	1-3	.333	0-1	.000	0-1	.000	2	4 6	2	0	0	2	0	2
at ETSU	12/22/16	f	19	3-5	.600	0-0	-	0-0	-	3 2 5	4	0	1	2	1	6
at Texas A&M	12/29/16	f	15	1-1	1.000	0-0	-	3-4	.750	0 5 5	1	0	0	1	0	5
Arkansas	1/3/17	f	9	0-1	.000	0-0	-	2-2	1.000	0 2 2	3	0	0	1	0	2
at Florida	1/7/17	f	25	2-2	1.000	0-0	-	0-0	-	2 2 4	3	0	0	1	0	4
South Carolina	1/11/17	f	11	1-1	1.000	0-0	-	1-2	.500	2 2 4	0	0	3	1	0	3
at Vanderbilt	1/14/17															
at Ole Miss	1/17/17															
Mississippi State	1/21/17															
Kentucky	1/24/17															
Kansas State	1/28/17															
at Auburn	1/31/17															
at Mississippi State	2/4/17															
Ole Miss	2/8/17															
Georgia	2/11/17															
at Kentucky	2/14/17															
Missouri	2/18/17															
Vanderbilt	2/22/17															
at South Carolina	2/25/17															
at LSU	3/1/17															

## PRODUCTION TRACKER

	Last Season	This Season	Career
Scored 5+ Points	3	5	8
Scored 10+ Points	-	1	1
Had 5+ Rebounds	9	6	15
Led the Vols in Rebounds	4	2	6
Had a Double-Double	-	-	-
Had Multiple Blocks	7	5	12
Led the Vols in Blocks	10	6	16
Had 3+ Steals	-	-	-
Had Multiple Dunks	-	-	-
Drew Multiple Charges	-	-	-



## CAREER STATS

	GP-GS	Min	Avg	FG-A	Pct	3FG-A	Pct	FT-A	Pct	Off-Def-Rebs	Avg	PF-FO	Ast	TO	Blk	Stl	Pts	Avg
2015-16	32-11	391	12.2	16-37	.432	0-0	.000	21-32	.656	49-52-101	3.2	55-0	2	14	31	5	53	1.7
2016-17	16-9	235	14.7	21-42	.500	1-4	.250	14-26	.538	25-35-60	3.8	27-0	2	6	19	6	57	3.6
<b>TOTAL</b>	<b>48-20</b>	<b>626</b>	<b>13.0</b>	<b>37-79</b>	<b>.468</b>	<b>1-4</b>	<b>.250</b>	<b>35-58</b>	<b>.603</b>	<b>74-87-161</b>	<b>3.4</b>	<b>82-0</b>	<b>4</b>	<b>20</b>	<b>50</b>	<b>11</b>	<b>110</b>	<b>2.3</b>

# JORDAN BONE

FR Guard | 6-1 | 173 | Finance  
Nashville, Tenn. | The Ensworth School



## @JordanBone23

- Starter in each of the last two games; averaging 6.5 ppg and 1.5 apg in 19.0 mpg over those two starts
- Made his first start since returning from injury at Florida (1/7); scored six points in 18 minutes of play
- Missed nine non-conference games with a stress fracture in his left foot
- After handing out just one assist with two turnovers against Chattanooga (11/11), bounced back to record a season-best eight assists (compared to just two turnovers) against Appalachian State (11/15)
- Started the season-opener vs. Chattanooga (11/11) and scored a team-high 21 points, marking the sixth-best scoring output by a Vol in his freshman debut
- Coach Rick Barnes wants Bone's focus to be on running the team, acting as a true floor general
- According to Rick Barnes, Bone's speed is elite and is on par with that of former Barnes pupil and National Player of the Year T.J. Ford
- Helped lead Ensworth to three state title games and back-to-back championships in 2013 and 2014
- His older brother, Josh Bone, lettered at Tennessee from 2009-11 and was a contributor on Vols' 2010 Elite Eight team
- His father, Josh Sr., is a sheriff's deputy in Davidson County and played basketball at Berry College in Rome, Georgia

## SEASON/CAREER HIGHS

### Points

Season 21 vs. Chattanooga (11/11/16)  
Career Same

### Rebounds

Season 1 (4x), last vs. South Carolina (1/11/17)  
Career Same

### Assists

Season 8 vs. Appalachian State (11/15/16)  
Career Same

### Blocks

Season -  
Career -

### Steals

Season 3 vs. South Carolina (1/11/17)  
Career Same

### Minutes

Season 31 vs. Chattanooga (11/11/16)  
Career Same

### Field Goals Made

Season 8 vs. Chattanooga (11/11/16)  
Career Same

### Field Goals Attempted

Season 14 vs. Chattanooga (11/11/16)  
Career Same

### 3-Pt. Field Goals Made

Season 1 vs. Chattanooga (11/11/16)  
Career Same

### 3-Pt. Field Goals Attempted

Season 4 vs. Chattanooga (11/11/16)  
Career Same

### Free Throws Made

Season 4 vs. Chattanooga (11/11/16)  
Career Same

### Free Throws Attempted

Season 4 vs. Chattanooga (11/11/16)  
Career Same

## 2016-17 GAME-BY-GAME STATS

OPPONENT	DATE	St	MIN	FG-FGA	PCT	3FG-FGA	PCT	FT-FTA	PCT	OFF DEF TOT	PF	A	T/O	BLK	STL	PTS
Slippery Rock (exh)	11/3/16	g	13	5-8	.625	1-2	.500	0-1	.000	0 2 2	0	0	3	0	1	11
Chattanooga	11/11/16	g	31	8-14	.571	1-4	.250	4-4	1.000	1 0 1	3	1	2	0	0	21
Appalachian State	11/15/16	g	18	3-6	.500	0-2	.000	1-2	.500	0 0 0	1	8	2	0	2	7
vs. Wisconsin	11/21/16		7	0-2	.000	0-0	-	0-0	-	0 0 0	0	1	0	0	0	0
vs. Oregon	11/22/16															
vs. Chaminade	11/23/16															
Georgia Tech	12/3/16															
Presbyterian	12/6/16															
at North Carolina	12/11/16															
Tennessee Tech	12/13/16															
Lipscomb	12/15/16															
vs. Gonzaga	12/18/16															
at ETSU	12/22/16															
at Texas A&M	12/29/16		8	0-3	.000	0-1	.000	0-0	-	0 0 0	0	1	0	0	0	0
Arkansas	1/3/17		20	3-10	.300	0-2	.000	0-0	-	0 1 1	3	3	1	0	0	6
at Florida	1/7/17	g	18	3-7	.429	0-0	-	0-0	-	1 0 1	1	2	1	0	0	6
South Carolina	1/11/17	g	20	3-10	.300	0-1	.000	1-3	.333	0 1 1	0	1	5	0	3	7
at Vanderbilt	1/14/17															
at Ole Miss	1/17/17															
Mississippi State	1/21/17															
Kentucky	1/24/17															
Kansas State	1/28/17															
at Auburn	1/31/17															
at Mississippi State	2/4/17															
Ole Miss	2/8/17															
Georgia	2/11/17															
at Kentucky	2/14/17															
Missouri	2/18/17															
Vanderbilt	2/22/17															
at South Carolina	2/25/17															
at LSU	3/1/17															

## PRODUCTION TRACKER

	This Season
Scored 10+ Points	1
Scored 15+ Points	1
Scored 20+ Points	1
Led the Vols in Scoring	1
Had 5+ Assists	1
Led the Vols in Assists	2
Had Multiple Steals	2
Had 3+ Steals	1
Led the Vols in Steals	2
Made Multiple 3-Pointers	-
Had a Positive Assist/TO Ratio	4



## CAREER STATS

	GP-GS	Min	Avg	FG-A	Pct	3FG-A	Pct	FT-A	Pct	Off-Def-Rebs	Avg	PF-FO	Ast	TO	Blk	Stl	Pts	Avg
2016-17	7-4	122	17.4	20-52	.385	1-10	.100	6-9	.667	2-2-4	0.6	8-0	17	11	0	5	47	6.7
<b>TOTAL</b>	<b>7-4</b>	<b>122</b>	<b>17.4</b>	<b>20-52</b>	<b>.385</b>	<b>1-10</b>	<b>.100</b>	<b>6-9</b>	<b>.667</b>	<b>2-2-4</b>	<b>0.6</b>	<b>8-0</b>	<b>17</b>	<b>11</b>	<b>0</b>	<b>5</b>	<b>47</b>	<b>6.7</b>

# 23 JORDAN BOWDEN

FR Guard | 6-3 | 180 | Sport Management  
Knoxville, Tenn. | 22 Feet Academy (S.C.)



## @JordyBow3

- Hit three 3-pointers en route to 15 points at Florida (1/7/17)—his highest scoring output in more than a month
- His .416 field-goal percentage ranks fifth among SEC freshman guards with more than 100 field goal attempts
- Alley-oop jam off an in-bounds pass vs. Tennessee Tech (12/13) landed at No. 3 on SportsCenter's Top 10 Plays
- Scored a season-best 21 points against Presbyterian (12/6)—a total that included a stretch of 11 consecutive points over four possessions midway through the second half (three consecutive 3-pointers followed by a steal and dunk)
- Made his first start against Appalachian State (11/15), promptly knocking down four first-half 3-pointers en route to 14 points
- Attended prep school at 22 Feet Academy of Shannon Forest Christian School in Greenville, S.C., last year
- As a senior at Knoxville's Carter High School in 2014-15, he earned All-State and District 3-AA MVP recognition and also was the *Knoxville News Sentinel's* 2015 PrepXtra Boys Basketball Player of the Year (the first player from Carter ever to receive that honor)
- First Knox County product to sign with UT as a freshman since Doug Roth (from Karns High School) in 1985
- Loves country music and is considered by his teammates to be the funniest guy on the team

## SEASON/CAREER HIGHS

### Points

Season 21 vs. Presbyterian (12/6/16)  
Career Same

### Rebounds

Season 6 (2x), last vs. Gonzaga (12/18/16)  
Career Same

### Assists

Season 2 (4x) last at North Carolina (12/11/16)  
Career Same

### Blocks

Season 1 (2x), last vs. Tennessee Tech (12/13/16)  
Career Same

### Steals

Season 3 (2x), last at Florida (1/7/17)  
Career Same

### Minutes

Season 36 vs. Oregon (11/22/16)  
Career Same

### Field Goals Made

Season 7 vs. Presbyterian (12/6/16)  
Career Same

### Field Goals Attempted

Season 13 vs. Presbyterian (12/6/16)  
Career Same

### 3-Pt. Field Goals Made

Season 5 vs. Presbyterian (12/6/16)  
Career Same

### 3-Pt. Field Goals Attempted

Season 10 vs. Presbyterian (12/6/16)  
Career Same

### Free Throws Made

Season 4 (2x), last vs. Gonzaga (12/18/16)  
Career Same

### Free Throws Attempted

Season 4 (2x), last vs. Gonzaga (12/18/16)  
Career Same

## 2016-17 GAME-BY-GAME STATS

OPPONENT	DATE	St	MIN	FG-FGA	PCT	3FG-FGA	PCT	FT-FTA	PCT	OFF DEF TOT	PF	A	T/O	BLK	STL	PTS
Slippery Rock (exh)	11/3/16		21	1-3	.333	1-2	.500	0-0	-	0 2 2	1	2	0	0	1	3
Chattanooga	11/11/16		6	0-2	.000	0-1	.000	0-0	-	1 0 1	0	0	0	0	0	0
Appalachian State	11/15/16	g	22	4-9	.444	4-8	.500	2-2	1.000	0 1 1	4	2	0	0	0	14
vs. Wisconsin	11/21/16	g	9	1-3	.333	0-1	.000	0-0	-	1 0 1	1	0	0	0	0	2
vs. Oregon	11/22/16	g	36	3-11	.272	1-7	.143	2-2	1.000	0 2 2	1	1	3	0	2	9
vs. Chaminade	11/23/16	g	24	5-10	.500	0-2	.000	1-1	1.000	3 3 6	2	1	2	0	0	11
Georgia Tech	12/3/16	g	23	2-6	.333	1-3	.333	0-0	-	0 0 0	1	2	1	0	0	5
Presbyterian	12/6/16	g	23	7-13	.538	5-10	.500	2-2	1.000	2 3 5	2	2	0	1	2	21
at North Carolina	12/11/16	g	34	5-10	.500	2-6	.333	0-0	-	0 5 5	1	2	0	0	2	12
Tennessee Tech	12/13/16	g	28	4-10	.400	0-3	.000	1-2	.500	1 4 5	2	0	0	1	1	9
Lipscomb	12/15/16	g	26	1-7	.143	1-5	.200	4-4	1.000	2 2 4	2	1	1	0	3	7
vs. Gonzaga	12/18/16	g	27	2-4	.500	1-1	1.000	4-4	1.000	3 3 6	5	0	0	0	2	9
at ETSU	12/22/16	g	9	1-4	.250	0-3	.000	0-0	-	0 2 2	0	0	0	0	0	2
at Texas A&M	12/29/16	g	13	2-4	.500	2-4	.500	0-0	-	0 0 0	2	1	1	0	0	6
Arkansas	1/3/17	g	5	0-0	-	0-0	-	0-0	-	0 2 2	0	1	1	0	0	0
at Florida	1/7/17	g	24	5-8	.625	3-5	.600	2-2	1.000	1 0 1	2	1	2	0	3	15
South Carolina	1/11/17	g	19	1-7	.143	0-2	.000	2-2	1.000	1 1 2	4	0	3	0	0	4
at Vanderbilt	1/14/17															
at Ole Miss	1/17/17															
Mississippi State	1/21/17															
Kentucky	1/24/17															
Kansas State	1/28/17															
at Auburn	1/31/17															
at Mississippi State	2/4/17															
Ole Miss	2/8/17															
Georgia	2/11/17															
at Kentucky	2/14/17															
Missouri	2/18/17															
Vanderbilt	2/22/17															
at South Carolina	2/25/17															
at LSU	3/1/17															

## PRODUCTION TRACKER

	This Season
Scored 5+ Points	11
Scored 10+ Points	5
Had Multiple Assists	4
Led the Vols in Assists	1
Had Multiple Steals	5
Had 3+ Steals	2
Led the Vols in Steals	6
Had Multiple Blocks	-
Made Multiple 3-Pointers	5
Had a Positive Assist/TO Ratio	4
Had Multiple Dunks	-



## CAREER STATS

	GP-GS	Min	Avg	FG-A	Pct	3FG-A	Pct	FT-A	Pct	Off-Def-Rebs	Avg	PF-FO	Ast	TO	Blk	Stl	Pts	Avg
2016-17	16-15	328	20.5	43-108	.398	20-61	.328	20-21	.952	15-28-43	2.7	29-1	14	14	2	15	126	7.9
<b>TOTAL</b>	<b>16-15</b>	<b>328</b>	<b>20.5</b>	<b>43-108</b>	<b>.398</b>	<b>20-61</b>	<b>.328</b>	<b>20-21</b>	<b>.952</b>	<b>15-28-43</b>	<b>2.7</b>	<b>29-1</b>	<b>14</b>	<b>14</b>	<b>2</b>	<b>15</b>	<b>126</b>	<b>7.9</b>

# 24 LUCAS CAMPBELL

SO Guard | 6-3 | 180 | Business Administration  
Knoxville, Tenn. | Christian Academy of Knoxville



## @LucasCampbell11

- One of three walk-ons on the Vols' roster.
- Made his regular-season debut against Presbyterian (12/6)
- Scored two points and also grabbed a rebound in Tennessee's exhibition win over Slippery Rock (11/3).
- Saw action in four games last season as a true freshman.
- Knocked down a 3-pointer late in Tennessee's SEC Tournament win over Auburn last season.
- Enrolled at Tennessee in the fall of 2015 and was a member of the track and field team before joining the basketball team as a walk-on on Oct. 7.
- Knoxville native was an AAU teammate of current Vols freshman John Fulkerson.
- As a senior in high school, he earned District 4-AA MVP honors in basketball, and he was the bronze medalist in the long jump at the Class A-AA state track & field championships.

## SEASON/CAREER HIGHS

### Points

Season -  
Career 3 vs. Auburn (3/9/16)

### Rebounds

Season -  
Career 1 vs. Auburn (3/9/16)

### Assists

Season -  
Career -

### Blocks

Season -  
Career -

### Steals

Season -  
Career -

### Minutes

Season 3 vs. Presbyterian (12/6/16)  
Career 4 vs. Auburn (3/9/16)

### Field Goals Made

Season -  
Career 1 vs. Auburn (3/9/16)

### Field Goals Attempted

Season -  
Career 3 vs. Auburn (3/9/16)

### 3-Pt. Field Goals Made

Season -  
Career 1 vs. Auburn (3/9/16)

### 3-Pt. Field Goals Attempted

Season -  
Career 2 vs. Auburn (3/9/16)

### Free Throws Made

Season -  
Career -

### Free Throws Attempted

Season -  
Career -

## 2016-17 GAME-BY-GAME STATS

OPPONENT	DATE	St	MIN	FG-FGA	PCT	3FG-FGA	PCT	FT-FTA	PCT	OFF DEF TOT	PF	A	T/O	BLK	STL	PTS
Slippery Rock (exh)	11/3/16	3		1-2	.500	0-0	-	0-0	-	0 1 1	0	0	0	0	0	2
Chattanooga	11/11/16							DNP								
Appalachian State	11/15/16							DNP								
vs. Wisconsin	11/21/16							DNP								
vs. Oregon	11/22/16							DNP								
vs. Chaminade	11/23/16							DNP								
Georgia Tech	12/3/16							DNP								
Presbyterian	12/6/16	3		0-0	-	0-0	-	0-0	-	0 0 0	0	0	0	0	0	0
at North Carolina	12/11/16							DNP								
Tennessee Tech	12/13/16							DNP								
Lipscomb	12/15/16							DNP								
vs. Gonzaga	12/18/16							DNP								
at ETSU	12/22/16							DNP								
at Texas A&M	12/29/16							DNP								
Arkansas	1/3/17							DNP								
at Florida	1/7/17							DNP								
South Carolina	1/11/17							DNP								
at Vanderbilt	1/14/17							DNP								
at Ole Miss	1/17/17							DNP								
Mississippi State	1/21/17							DNP								
Kentucky	1/24/17							DNP								
Kansas State	1/28/17							DNP								
at Auburn	1/31/17							DNP								
at Mississippi State	2/4/17							DNP								
Ole Miss	2/8/17							DNP								
Georgia	2/11/17							DNP								
at Kentucky	2/14/17							DNP								
Missouri	2/18/17							DNP								
Vanderbilt	2/22/17							DNP								
at South Carolina	2/25/17							DNP								
at LSU	3/1/17							DNP								



## CAREER STATS

	GP-GS	Min	Avg	FG-A	Pct	3FG-A	Pct	FT-A	Pct	Off-Def-Rebs	Avg	PF-FO	Ast	TO	Blk	Stl	Pts	Avg
2015-16	4-0	8	2.0	1-3	.333	1-2	.500	0-0	.000	0-1-1	0.3	1-0	0	1	0	0	3	0.8
2016-17	1-0	3	3.0	0-0	.000	0-0	.000	0-0	.000	0-0-0	0.0	0-0	0	0	0	0	0	0.0
<b>TOTAL</b>	<b>5-0</b>	<b>11</b>	<b>2.2</b>	<b>1-3</b>	<b>.333</b>	<b>1-2</b>	<b>.500</b>	<b>0-0</b>	<b>.000</b>	<b>0-1-1</b>	<b>0.2</b>	<b>1-0</b>	<b>0</b>	<b>1</b>	<b>0</b>	<b>0</b>	<b>3</b>	<b>0.6</b>

# 21 LEW EVANS

SR Forward | 6-7 | 235 | Agricultural Leadership (graduate studies)  
Salt Lake City, Utah | Utah State University



## @LewEvans23

- His defense against the Texas A&M front line was critical to the Vols' SEC-opening win in College Station (12/29)
- Made his first UT start against No. 8 Gonzaga (12/18), finishing with eight points and five rebounds in 20 minutes
- Scored nine points in a season-high 25 minutes against Lipscomb (12/15); averaging 18.3 mpg over his last three
- Played his best game as a Vol against Georgia Tech (12/3), scoring seven points (his first points of the season) on a flawless shooting outing while grabbing a season-best six rebounds
- Played 22 minutes off the bench against Georgia Tech (12/3), posting seven points and six rebounds
- Appeared in all three games at the Maui Invitational, averaging 7.3 minutes per game off the bench
- Willing to do the dirty work inside and will sacrifice his body to draw charges
- Averaged 8.4 ppg and 5.6 rpg last season at Utah State; received his degree in Business Administration in June
- Brings experience as the only player on this UT roster who has played in the NCAA Tournament
- The first grad transfer Rick Barnes has ever coached
- He is also the first Utah native ever to suit up for the Tennessee basketball program

## SEASON/CAREER HIGHS

### Points

Season 9 vs. Lipscomb (12/15/16)  
Career 22 vs. San Diego State (1/2/16)

### Rebounds

Season 6 vs. Georgia Tech (12/3/16)  
Career 14 vs. Utah Valley (11/24/15)

### Assists

Season 3 (2x), last vs. Lipscomb (12/15/16)  
Career 3 (5x), last vs. Lipscomb (12/15/16)

### Blocks

Season -  
Career 2 vs. Green Bay (11/30/13)

### Steals

Season 1 (3x), last vs. Presbyterian (12/6/16)  
Career 2 vs. Louisiana Tech (3/15/14)

### Minutes

Season 25 vs. Lipscomb (12/15/16)  
Career 39 at Charlotte (1/16/14)

### Field Goals Made

Season 3 vs. Lipscomb (12/15/16)  
Career 7 at Weber State (11/13/15)

### Field Goals Attempted

Season 8 vs. Gonzaga (12/18/16)  
Career 12 vs. Tulane (1/9/14)

### 3-Pt. Field Goals Made

Season 1 (3x), last vs. Gonzaga (12/18/16)  
Career 4 vs. San Diego State (1/2/16)

### 3-Pt. Field Goals Attempted

Season 4 vs. Gonzaga (12/18/16)  
Career 7 at Charlotte (1/16/14)

### Free Throws Made

Season 5 vs. Gonzaga (12/18/16)  
Career 10 vs. San Diego State (1/2/16)

### Free Throws Attempted

Season 6 vs. Gonzaga (12/18/16)  
Career 12 vs. San Diego State (1/2/16)

## 2016-17 GAME-BY-GAME STATS

OPPONENT	DATE	St	MIN	FG-FGA	PCT	3FG-FGA	PCT	FT-FTA	PCT	OFF DEF TOT	PF	A	T/O	BLK	STL	PTS
Slippery Rock (exh)	11/3/16	f	14	0-2	.000	0-1	.000	0-0	-	0 3 3	0	1	1	2	0	0
Chattanooga	11/11/16		1	0-0	-	0-0	-	0-0	-	0 0 0	1	0	1	0	0	0
Appalachian State	11/15/16		9	0-1	.000	0-1	.000	0-1	.000	1 1 2	2	1	0	0	0	0
vs. Wisconsin	11/21/16		3	0-1	.000	0-1	.000	0-0	-	0 0 0	0	0	0	0	0	0
vs. Oregon	11/22/16		10	0-1	.000	0-1	.000	0-0	-	0 0 0	0	1	2	0	0	0
vs. Chaminade	11/23/16		9	0-2	.000	0-2	.000	0-0	-	0 1 1	0	1	0	0	1	0
Georgia Tech	12/3/16		22	2-2	1.000	1-1	1.000	2-2	1.000	2 4 6	4	3	2	0	1	7
Presbyterian	12/6/16		13	0-2	.000	0-1	.000	0-0	-	0 1 1	1	1	0	0	1	0
at North Carolina	12/11/16		13	1-3	.333	0-1	.000	1-2	.500	1 0 1	3	0	1	0	0	3
Tennessee Tech	12/13/16		10	0-1	.000	0-1	.000	1-2	.500	0 2 2	4	1	1	0	0	1
Lipscomb	12/15/16		25	3-3	1.000	1-1	1.000	2-2	1.000	2 3 5	2	3	0	0	0	9
vs. Gonzaga	12/18/16	f	20	1-8	.125	1-4	.250	5-6	.833	2 3 5	1	0	4	0	0	8
at ETSU	12/22/16		13	2-3	.667	0-1	.000	2-2	1.000	3 1 4	3	0	2	0	0	6
at Texas A&M	12/29/16		14	0-0	-	0-0	-	3-4	.7750	0 1 1	5	0	0	0	0	3
Arkansas	1/3/17		17	0-3	.000	0-1	.000	2-2	1.000	0 1 1	1	1	2	0	0	2
at Florida	1/7/17		2	0-0	-	0-0	-	0-0	-	0 0 0	1	0	0	0	0	0
South Carolina	1/11/17		4	1-2	.500	0-0	-	0-0	-	1 2 3	2	0	0	0	0	2
at Vanderbilt	1/14/17															
at Ole Miss	1/17/17															
Mississippi State	1/21/17															
Kentucky	1/24/17															
Kansas State	1/28/17															
at Auburn	1/31/17															
at Mississippi State	2/4/17															
Ole Miss	2/8/17															
Georgia	2/11/17															
at Kentucky	2/14/17															
Missouri	2/18/17															
Vanderbilt	2/22/17															
at South Carolina	2/25/17															
at LSU	3/1/17															

## PRODUCTION TRACKER

	Last Season	This Season	Career
Scored 10+ Points	11	-	13
Scored 15+ Points	5	-	5
Scored 20+ Points	1	-	1
Led the Vols in Scoring	-	-	-
Had 10+ Rebounds	4	-	6
Led the Vols in Rebounding	-	-	-
Had a Double-Double	3	-	4
Made Multiple 3-Pointers	6	-	13
Had Multiple Steals	-	-	1
Drew Multiple Charges	N/A	-	N/A



## CAREER STATS

	GP-GS	Min	Avg	FG-A	Pct	3FG-A	Pct	FT-A	Pct	Off-Def-Rebs	Avg	PF-FO	Ast	TO	Blk	Stl	Pts	Avg
2013-14*	34-22	699	20.6	63-183	.344	29-112	.259	25-43	.581	140	4.1	112-4	21	38	5	11	180	5.3
2014-15*										REDSHIRT								
2015-16*	30-16	642	21.4	77-187	.412	26-73	.356	72-101	.713	169	5.6	78-1	27	53	5	11	252	8.4
2016-17	16-1	185	11.6	10-32	.313	3-16	.188	18-23	.783	12-20-32	2.0	30-1	13	13	0	3	41	2.6
<b>TOTAL</b>	<b>80-39</b>	<b>1526</b>	<b>19.1</b>	<b>150-402</b>	<b>.373</b>	<b>58-201</b>	<b>.289</b>	<b>114-167</b>	<b>.683</b>	<b>341</b>	<b>4.3</b>	<b>220-6</b>	<b>61</b>	<b>104</b>	<b>10</b>	<b>25</b>	<b>473</b>	<b>5.9</b>

\*at Tulsa \*at Utah State

# 10 JOHN FULKERSON

FR Forward | 6-7 | 203 | Business Administration  
Kingsport, Tenn. | The Christ School (N.C.)



## @fulkerson\_john

- Left the Lipscomb game (12/15) with a dislocated right elbow; timetable for return was set at six weeks (underwent surgery Dec. 21).
- Was quickly becoming a fan-favorite thanks to his high motor and knack for making plays above the rim
- Perfect from the field (4-for-4) at #7 North Carolina (12/11)
- Tennessee's leading rebounder through nine games (5.1 rpg)
- Scored 12 points and pulled in a team-high eight rebounds against Georgia Tech (12/3)
- Turned in an impressive performance against No. 13 Oregon (11/22), logging his first career double-double with 12 points, a game-high 10 rebounds, five blocks, two steals and two assists in 37 minutes of work
- He is the first Tennessee freshman to record a double-double since Jarnell Stokes in 2012
- Stole the show in UT's exhibition vs. Slippery Rock (11/3), going 5-for-5 with five dunks en route to a final stat line of 10 points, three rebounds, one block and a pair of steals in just 13 minutes off the bench
- Blocked 113 shots as a senior at The Christ School, breaking current New York Knicks forward Marshall Plumlee's single-season school record
- His hometown of Kingsport, Tennessee, is just 100 miles northeast of Knoxville

## SEASON/CAREER HIGHS

### Points

Season 12 (2x), last vs. Georgia Tech (12/3/16)  
Career Same

### Rebounds

Season 10 vs. Oregon (11/22/16)  
Career Same

### Assists

Season 2 (3x), last vs. Presbyterian (12/6/16)  
Career Same

### Blocks

Season 5 vs. Oregon (11/22/16)  
Career Same

### Steals

Season 2 (4x), last at North Carolina (12/11/16)  
Career Same

### Minutes

Season 37 vs. Oregon (11/22/16)  
Career Same

### Field Goals Made

Season 5 vs. Georgia Tech (12/3/16)  
Career Same

### Field Goals Attempted

Season 9 vs. Georgia Tech (12/3/16)  
Career Same

### 3-Pt. Field Goals Made

Season -  
Career -

### 3-Pt. Field Goals Attempted

Season -  
Career -

### Free Throws Made

Season 8 vs. Oregon (11/22/16)  
Career Same

### Free Throws Attempted


Season 12 vs. Oregon (11/22/16)  
Career Same

## 2016-17 GAME-BY-GAME STATS

OPPONENT	DATE	St	MIN	FG-FGA	PCT	3FG-FGA	PCT	FT-FTA	PCT	OFF DEF TOT	PF	A	T/O	BLK	STL	PTS
Slippery Rock (exh)	11/3/16		13	5-5	1.000	0-0	-	0-2	.000	1 2 3	2	0	2	1	2	10
Chattanooga	11/11/16		8	0-0	-	0-0	-	0-2	.000	0 2 2	1	0	1	0	0	0
Appalachian State	11/15/16		7	1-1	1.000	0-0	-	2-2	1.000	2 1 3	4	1	0	0	2	4
vs. Wisconsin	11/21/16		5	0-0	-	0-0	-	0-0	-	0 2 2	2	1	2	0	0	0
vs. Oregon	11/22/16		37	2-7	.286	0-0	-	8-12	.667	5 5 10	4	2	1	5	2	12
vs. Chaminade	11/23/16	f	18	4-6	.667	0-0	-	0-0	-	1 7 8	2	2	1	2	2	8
Georgia Tech	12/3/16	f	24	5-9	.556	0-0	-	2-3	.667	3 5 8	2	1	0	1	1	12
Presbyterian	12/6/16	f	17	1-3	.333	0-0	-	0-0	-	1 3 4	2	2	1	0	1	2
at North Carolina	12/11/16	f	24	4-4	1.000	0-0	-	0-0	-	0 4 4	3	1	2	1	2	8
Tennessee Tech	12/13/16	f	16	0-0	-	0-0	-	1-1	1.000	2 3 5	3	1	1	0	1	1
Lipscomb	12/15/16	f	4	0-0	-	0-0	-	0-0	-	0 0 0	0	0	0	0	0	0
vs. Gonzaga	12/18/16															
at ETSU	12/22/16															
at Texas A&M	12/29/16															
Arkansas	1/3/17															
at Florida	1/7/17															
South Carolina	1/11/17															
at Vanderbilt	1/14/17															
at Ole Miss	1/17/17															
Mississippi State	1/21/17															
Kentucky	1/24/17															
Kansas State	1/28/17															
at Auburn	1/31/17															
at Mississippi State	2/4/17															
Ole Miss	2/8/17															
Georgia	2/11/17															
at Kentucky	2/14/17															
Missouri	2/18/17															
Vanderbilt	2/22/17															
at South Carolina	2/25/17															
at LSU	3/1/17															

## PRODUCTION TRACKER

	This Season
Scored 5+ Points	4
Scored 10+ Points	2
Led the Vols in Scoring	-
Had 5+ Rebounds	3
Had 10+ Rebounds	2
Led the Vols in Rebounds	3
Had Multiple Assists	3
Had Multiple Steals	4
Had Multiple Blocks	2
Led the Vols in Blocks	2
Had a Positive Assist/TO Ratio	5
Had Multiple Dunks	-



## CAREER STATS

	GP-GS	Min	Avg	FG-A	Pct	3FG-A	Pct	FT-A	Pct	Off-Def-Rebs	Avg	PF-FO	Ast	TO	Blk	Stl	Pts	Avg
2016-17	10-6	160	16.0	17-30	.567	0-0	.000	13-20	.650	14-32-46	4.6	23-0	10	8	9	11	47	4.7
<b>TOTAL</b>	<b>10-6</b>	<b>160</b>	<b>16.0</b>	<b>17-30</b>	<b>.567</b>	<b>0-0</b>	<b>.000</b>	<b>13-20</b>	<b>.650</b>	<b>14-32-46</b>	<b>4.6</b>	<b>23-0</b>	<b>10</b>	<b>8</b>	<b>9</b>	<b>11</b>	<b>47</b>	<b>4.7</b>

# 3 ROBERT HUBBS III

SR Guard | 6-5 | 207 | Communication Studies  
Newbern, Tenn. | Dyer County HS



## @datkiddRobert

- Team's leading scorer (14.6 ppg) and second-leading rebounder (4.9 rpg)
- Finished with 12 points and a team-high seven rebounds against South Carolina (1/11/17)
- Is 158 points away from becoming the 48th Vol ever to reach the 1,000-career points milestone
- Recorded his fifth 20-point performance of the season vs. Arkansas (1/3/17), posting 21 points and seven rebounds
- First career double-double vs. Lipscomb (12/15): 22 points and a game-high 10 rebounds
- Guided UT to a victory over Tennessee Tech (12/13), scoring a game-high 25 points and grabbing seven rebounds
- Entered the season with one 20-plus point game in career, currently owns four in 2016-17
- Posted a game-high 21 points at #7 North Carolina (12/11), scoring 15 points on 7-of-7 shooting in the first half
- Consistent and efficient from the field so far, shooting 54.3 percent (69-of-127) from the field
- Averaged 15.3 points and 5.0 rebounds per game at the Maui Invitational against No. 16 Wisconsin, No. 13 Oregon and tournament host Chaminade
- Monster performance in the Maui Invitational finale vs. Chaminade (11/23): 28 points, five rebounds, four steals
- The team's lone four-year senior and one of only three upperclassmen on the roster, he has stepped up as more of a vocal leader on this year's team
- A top-25 national prospect, he is the all-time leading scorer at Dyer County High School (2,464 points).

## SEASON/CAREER HIGHS

### Points

Season 28 vs. Chaminade (11/23/16)  
Career Same

### Rebounds

Season 10 vs. Lipscomb (12/15/16)  
Career Same

### Assists

Season 3 (2x), last vs. Chaminade (11/23/16)  
Career 5 vs. Texas A&M (1/9/16)

### Blocks

Season 1 (5x), last vs. South Carolina (1/11/17)  
Career 2 vs. NC State (12/18/13)

### Steals

Season 4 vs. Chaminade (11/23/16)  
Career Same

### Minutes

Season 37 at Florida (1/7/17)  
Career Same

### Field Goals Made

Season 10 (2x), last vs. Tennessee Tech (12/13/16)  
Career Same

### Field Goals Attempted

Season 19 vs. Chaminade (11/23/16)  
Career Same

### 3-Pt. Field Goals Made

Season 1 (2x), last vs. Gonzaga (12/18/16)  
Career 3 twice, last vs. Vanderbilt (3/12/15)

### 3-Pt. Field Goals Attempted

Season 2 (3x), last vs. Gonzaga (12/18/16)  
Career 7 vs. Vanderbilt (3/12/15)

### Free Throws Made

Season 7 vs. Chaminade (11/23/16)  
Career 8 vs. South Carolina (1/23/16)

### Free Throws Attempted

Season 7 vs. Chaminade (11/23/16)  
Career 8 vs. South Carolina (1/23/16)

## 2016-17 GAME-BY-GAME STATS

OPPONENT	DATE	St	MIN	FG-FGA	PCT	3FG-FGA	PCT	FT-FTA	PCT	OFF DEF TOT	PF	A	T/O	BLK	STL	PTS
Slippery Rock (exh)	11/3/16	g	11	3-4	.750	0-0	-	8-8	1.000	2 0 2	0	0	1	0	0	14
Chattanooga	11/11/16	g	32	4-13	.308	0-1	.000	3-4	.750	3 4 7	1	2	1	0	0	11
Appalachian State	11/15/16	f	27	6-8	.750	0-1	.000	4-4	1.000	0 1 1	2	3	4	0	0	16
vs. Wisconsin	11/21/16	g	31	6-11	.545	0-1	.000	0-0	-	0 2 2	4	1	2	0	1	12
vs. Oregon	11/22/16	g	36	3-7	.429	0-2	.000	0-0	-	1 7 8	4	0	5	0	0	6
vs. Chaminade	11/23/16	g	31	10-19	.526	1-2	.500	7-7	1.000	4 1 5	3	3	0	1	4	28
Georgia Tech	12/3/16	g	25	3-7	.429	0-0	.000	4-4	1.000	1 2 3	4	0	1	0	2	10
Presbyterian	12/6/16	g	24	5-10	.500	0-1	.000	4-4	1.000	1 1 2	1	1	1	0	1	14
at North Carolina	12/11/16	g	33	9-11	.818	0-0	-	3-3	1.000	4 2 6	1	1	1	1	1	21
Tennessee Tech	12/13/16	g	31	10-17	.589	0-1	.000	5-5	1.000	3 4 7	2	1	2	1	0	25
Lipscomb	12/15/16	g	36	9-14	.643	0-0	-	4-5	.800	1 9 10	0	1	3	0	1	22
vs. Gonzaga	12/18/16	g	31	4-10	.400	1-2	.500	1-3	.333	1 0 1	3	1	1	0	0	10
at ETSU	12/22/16	g	32	3-9	.333	0-0	-	5-6	.833	0 5 5	1	2	2	1	2	11
at Texas A&M	12/29/16	g	29	3-10	.300	0-2	.000	0-0	.000	2 1 3	0	2	1	0	1	6
Arkansas	1/3/17	g	29	9-14	.643	0-0	-	3-4	.750	2 5 7	4	2	2	0	2	21
at Florida	1/7/17	g	37	4-11	.364	0-2	.000	0-0	-	1 3 4	2	2	3	0	1	8
South Carolina	1/11/17	g	35	4-11	.364	0-2	.000	4-4	1.000	2 5 7	1	2	1	1	0	12
at Vanderbilt	1/14/17															
at Ole Miss	1/17/17															
Mississippi State	1/21/17															
Kentucky	1/24/17															
Kansas State	1/28/17															
at Auburn	1/31/17															
at Mississippi State	2/4/17															
Ole Miss	2/8/17															
Georgia	2/11/17															
at Kentucky	2/14/17															
Missouri	2/18/17															
Vanderbilt	2/22/17															
at South Carolina	2/25/17															
at LSU	3/1/17															

## PRODUCTION TRACKER

	Last Season	This Season	Career
Scored 5+ Points	22	16	64
Scored 10+ Points	19	13	40
Scored 15+ Points	6	6	16
Led the Vols in Scoring	3	5	9
Led the Vols in 3-Pointers (Made)	-	-	11
Made Multiple 3-Pointers	-	-	10
Led the Vols in Steals	4	4	9
Had 5+ Rebounds	12	9	26
Had Multiple Assists	12	8	29
Had Multiple Steals	2	4	9
Had Multiple Blocks	-	-	1



## CAREER STATS

	GP-GS	Min	Avg	FG-A	Pct	3FG-A	Pct	FT-A	Pct	Off-Def-Rebs	Avg	PF-FO	Ast	TO	Blk	Stl	Pts	Avg
2013-14	12-0	219	18.3	23-75	.307	9-32	.281	5-8	.625	9-9-18	1.5	17-0	8	7	4	2	60	5.0
2014-15	32-20	795	24.8	88-215	.409	31-93	.333	24-33	.727	36-57-93	2.9	48-0	28	26	4	16	231	7.2
2015-16	30-16	801	26.7	128-283	.452	11-46	.239	51-69	.739	47-70-117	3.9	47-1	38	22	1	13	318	10.6
2016-17	16-16	494	30.9	92-182	.505	2-17	.118	47-53	.887	26-52-78	4.9	33-0	24	30	5	16	233	14.6
<b>TOTAL</b>	<b>90-52</b>	<b>2309</b>	<b>25.7</b>	<b>331-755</b>	<b>.438</b>	<b>53-188</b>	<b>.282</b>	<b>127-163</b>	<b>.779</b>	<b>118-188-306</b>	<b>3.4</b>	<b>145-1</b>	<b>98</b>	<b>85</b>	<b>14</b>	<b>47</b>	<b>842</b>	<b>9.4</b>

# 13 JALEN JOHNSON

FR Guard | 6-5 | 177 | Recreation and Sport Management  
Durham, N.C. | Wesleyan Christian Academy



## @The\_Jalen\_

- Head coach Rick Barnes announce on Nov. 15, 2016, that Johnson will redshirt the 2016-17 season.
- Accurate shooter along the perimeter who also boasts elite athleticism and jumping ability.
- Has demonstrated a knack for using his length and leaping ability to close out on shooters and block perimeter shots.
- One of two left-handers on the team (along with fellow freshman John Fulkerson).
- The staff has praised his coachability and willingness to embrace mechanical adjustments to his shot during the summer and preseason.
- Both his parents were Division I track athletes (mother, Nikki Berry, at UNC; father, Brian Johnson, at ECU).
- Was a high school teammate of fellow Vols freshman Kwe Parker at Wesleyan Christian Academy.
- One of three North Carolina natives on this year's team.

## SEASON/CAREER HIGHS

### Points

Season -  
Career -

### Rebounds

Season -  
Career -

### Assists

Season -  
Career -

### Blocks

Season -  
Career -

### Steals

Season -  
Career -

### Minutes

Season -  
Career -

### Field Goals Made

Season -  
Career -

### Field Goals Attempted

Season -  
Career -

### 3-Pt. Field Goals Made

Season -  
Career -

### 3-Pt. Field Goals Attempted

Season -  
Career -

### Free Throws Made

Season -  
Career -

### Free Throws Attempted

Season -  
Career -

## 2016-17 GAME-BY-GAME STATS

OPPONENT	DATE	St	MIN	FG-FGA	PCT	3FG-FGA	PCT	FT-FTA	PCT	OFF DEF TOT	PF	A	T/O	BLK	STL	PTS
Slippery Rock (exh)	11/3/16		8	0-1	.000	0-1	.000	0-1	.000	0 1 1	0	0	1	0	0	0
Chattanooga	11/11/16															REDSHIRT
Appalachian State	11/15/16															REDSHIRT
vs. Wisconsin	11/21/16															REDSHIRT
vs. Oregon	11/22/16															REDSHIRT
vs. Chaminade	11/23/16															REDSHIRT
Georgia Tech	12/3/16															REDSHIRT
Presbyterian	12/6/16															REDSHIRT
at North Carolina	12/11/16															REDSHIRT
Tennessee Tech	12/13/16															REDSHIRT
Lipscomb	12/15/16															REDSHIRT
vs. Gonzaga	12/18/16															REDSHIRT
at ETSU	12/22/16															REDSHIRT
at Texas A&M	12/29/16															REDSHIRT
Arkansas	1/3/17															REDSHIRT
at Florida	1/7/17															REDSHIRT
South Carolina	1/11/17															REDSHIRT
at Vanderbilt	1/14/17															REDSHIRT
at Ole Miss	1/17/17															REDSHIRT
Mississippi State	1/21/17															REDSHIRT
Kentucky	1/24/17															REDSHIRT
Kansas State	1/28/17															REDSHIRT
at Auburn	1/31/17															REDSHIRT
at Mississippi State	2/4/17															REDSHIRT
Ole Miss	2/8/17															REDSHIRT
Georgia	2/11/17															REDSHIRT
at Kentucky	2/14/17															REDSHIRT
Missouri	2/18/17															REDSHIRT
Vanderbilt	2/22/17															REDSHIRT
at South Carolina	2/25/17															REDSHIRT
at LSU	3/1/17															REDSHIRT

## PRODUCTION TRACKER



## CAREER STATS

	GP-GS	Min	Avg	FG-A	Pct	3FG-A	Pct	FT-A	Pct	Off-Def-Rebs	Avg	PF-FO	Ast	TO	Blk	Stl	Pts	Avg
2016-17	0-0	0	0.0	0-0	.000	0-0	.000	0-0	.000	0-0-0	0.0	0-0	0	0	0	0	0	0.0
<b>TOTAL</b>	<b>0-0</b>	<b>0</b>	<b>0.0</b>	<b>0-0</b>	<b>.000</b>	<b>0-0</b>	<b>.000</b>	<b>0-0</b>	<b>.000</b>	<b>0-0-0</b>	<b>0.0</b>	<b>0-0</b>	<b>0</b>	<b>0</b>	<b>0</b>	<b>0</b>	<b>0</b>	<b>0.0</b>

# 12 KWE PARKER

FR Guard | 6-0 | 181 | Journalism and Electronic Media  
Fayetteville, N.C. | Wesleyan Christian Academy



## @iJump\_tooMuch

First name pronounced: KWAY

- Has played limited minutes over the last two games (3.5 mpg), committing four turnovers and being held without a point over that span
- Played a season-best 18 minutes at ETSU (12/22), handing out a team-high four assists and scoring five points
- Scored his first collegiate points against No. 13 Oregon (11/22) at the Maui Invitational, going 2-for-2 from the field and adding two assists in 13 minutes of action
- Made his collegiate debut against No. 16 Wisconsin (11/21) in Maui, playing six minutes off the bench
- Missed each of the season's first two games with a sore left ankle
- The most defensive-minded point guard on UT's roster; has pass-first mentality but can shoot it well
- His 45-inch vertical jump and explosive slam dunks made him a YouTube hoops sensation as a recruit
- Was a high school teammate of fellow Vols freshman Jalen Johnson at Wesleyan Christian Academy
- One of three North Carolina natives on this year's team

## SEASON/CAREER HIGHS

### Points

Season 5 at ETSU (12/22/16)  
Career Same

### Rebounds

Season 3 vs. Gonzaga (12/18/16)  
Career Same

### Assists

Season 4 (2x), last at ETSU (12/22/16)  
Career Same

### Blocks

Season 1 (2x), last at ETSU (12/22/16)  
Career Same

### Steals

Season 2 vs. Oregon (11/22/16)  
Career Same

### Minutes

Season 18 at ETSU (12/22/16)  
Career Same

### Field Goals Made

Season 2 (3x), last vs. Arkansas (1/3/17)  
Career Same

### Field Goals Attempted

Season 7 vs. Arkansas (1/3/17)  
Career Same

### 3-Pt. Field Goals Made

Season 1 (2x), last at ETSU (12/22/16)  
Career Same

### 3-Pt. Field Goals Attempted

Season 3 vs. Arkansas (1/3/17)  
Career Same

### Free Throws Made

Season 1 vs. Lipscomb (12/15/16)  
Career Same

### Free Throws Attempted

Season 3 vs. Lipscomb (12/15/16)  
Career Same

## 2016-17 GAME-BY-GAME STATS

OPPONENT	DATE	St	MIN	FG-FGA	PCT	3FG-FGA	PCT	FT-FTA	PCT	OFF DEF TOT	PF	A	T/O	BLK	STL	PTS	
Slippery Rock (exh)	11/3/16	12	1-5	.200	0-3	.000	0-0	-	1	1	2	1	4	1	0	3	2
Chattanooga	11/11/16																
Appalachian State	11/15/16																
vs. Wisconsin	11/21/16	6	0-0	-	0-0	-	0-0	-	0	0	0	2	1	2	0	0	0
vs. Oregon	11/22/16	13	2-2	1.000	0-0	-	0-0	-	1	1	2	2	2	1	1	2	4
vs. Chaminade	11/23/16	15	1-3	.333	1-1	1.000	0-0	-	0	1	1	0	0	4	0	0	3
Georgia Tech	12/3/16	8	0-0	-	0-0	-	0-0	-	0	0	0	2	0	2	0	1	0
Presbyterian	12/6/16	7	0-1	.000	0-1	.000	0-0	-	0	1	1	2	0	0	0	0	0
at North Carolina	12/11/16																
Tennessee Tech	12/13/16	5	0-1	.000	0-0	-	0-0	-	0	0	0	0	1	0	0	0	0
Lipscomb	12/15/16	12	0-0	-	0-0	-	1-3	.333	0	3	3	3	1	0	0	0	1
vs. Gonzaga	12/18/16	15	1-3	.333	0-1	.000	0-1	.000	2	1	3	4	4	0	0	1	2
at ETSU	12/22/16	18	2-4	.500	1-2	.500	0-2	.000	1	0	1	2	4	1	1	1	5
at Texas A&M	12/29/16	11	0-2	.000	0-2	.000	0-0	-	0	1	1	1	0	0	0	0	0
Arkansas	1/3/17	16	2-7	.286	0-3	.000	0-0	-	0	0	0	2	0	0	0	1	4
at Florida	1/7/17	3	0-0	-	0-0	-	0-0	-	0	1	1	1	0	2	0	0	0
South Carolina	1/11/17	4	0-0	-	0-0	-	0-0	-	0	2	2	1	1	2	0	0	0
at Vanderbilt	1/14/17																
at Ole Miss	1/17/17																
Mississippi State	1/21/17																
Kentucky	1/24/17																
Kansas State	1/28/17																
at Auburn	1/31/17																
at Mississippi State	2/4/17																
Ole Miss	2/8/17																
Georgia	2/11/17																
at Kentucky	2/14/17																
Missouri	2/18/17																
Vanderbilt	2/22/17																
at South Carolina	2/25/17																
at LSU	3/1/17																

## PRODUCTION TRACKER

	This Season
Scored 5+ Points	1
Scored 10+ Points	-
Had Multiple Assists	4
Led the Vols in Assists	3
Had Multiple Steals	1
Had 3+ Steals	-
Led the Vols in Steals	1
Made Multiple 3-Pointers	-
Had a Positive Assist/TO Ratio	5
Had Multiple Dunks	-



## CAREER STATS

	GP-GS	Min	Avg	FG-A	Pct	3FG-A	Pct	FT-A	Pct	Off-Def-Rebs	Avg	PF-FO	Ast	TO	Blk	Stl	Pts	Avg
2016-17	13-0	133	10.2	8-23	.348	2-10	.200	1-6	.167	4-11-15	1.2	20-0	17	14	2	6	19	1.5
<b>TOTAL</b>	<b>13-0</b>	<b>133</b>	<b>10.2</b>	<b>8-23</b>	<b>.348</b>	<b>2-10</b>	<b>.200</b>	<b>1-6</b>	<b>.167</b>	<b>4-11-15</b>	<b>1.2</b>	<b>20-0</b>	<b>17</b>	<b>14</b>	<b>2</b>	<b>6</b>	<b>19</b>	<b>1.5</b>

# 25 SHEMBARI PHILLIPS

SO Guard | 6-3 | 192 | Sociology/Criminal Justice  
Atlanta, Ga. | Wheeler HS



## @IDunkOnU23

First name pronounced: shem-BAR-ee

- Tennessee is a perfect 5-0 this season when Phillips dishes out at least three assists
- Tied his career-high with seven rebounds vs. Arkansas (1/3)
- Has attempted the fewest field goals of any Vol averaging 20+ minutes this season (76)
- Has been held without a point over his last three games (was averaging 8.9 ppg prior to that stretch)
- Ranks second on the team with 36 total assists—27 of which came when he was filling in for the injured Jordan Bone at the point guard position
- Totaled 10 points, a season-best six rebounds and three assists in the SEC-opening win at Texas A&M (12/29)
- Made two starts at point guard at the Maui Invitational and finished the tournament with a scoring average of 10.7 ppg and played the second-most minutes on the team at 26.7 per contest
- In SEC play last year, he owned the best 3-point percentage (.459) among all league freshmen with at least 30 attempts
- His best offensive performance last season was a 23-point effort at Vanderbilt, which included four 3-pointers
- Was a high school teammate of 2015 National High School POY and 2016 NBA Lottery Pick (Boston Celtics) Jaylen Brown; the pair led Wheeler to a 30-2 record the 2015 Class AAAAAA state championship in 2015

## SEASON/CAREER HIGHS

### Points

Season 16 vs. Wisconsin (11/21/16)  
Career 23 at Vanderbilt (3/1/16)

### Rebounds

Season 7 vs. Arkansas (1/3/17)  
Career 7 (2x), last vs. Arkansas (1/3/17)

### Assists

Season 7 vs. Georgia Tech (12/3/16)  
Career Same

### Blocks

Season 1 (2x), last at Texas A&M (12/29/16)  
Career 1 (7x), last at Texas A&M (12/29/16)

### Steals

Season 2 (2x), last vs. Tennessee Tech (12/13/16)  
Career Same

### Minutes

Season 30 vs. Georgia Tech (12/3/16)  
Career 38 vs. LSU (2/20/16)

### Field Goals Made

Season 5 vs. Wisconsin (11/21/16)  
Career 8 at Vanderbilt (3/1/16)

### Field Goals Attempted

Season 9 vs. Wisconsin (11/21/16)  
Career 17 at Vanderbilt (3/1/16)

### 3-Pt. Field Goals Made

Season 3 vs. Wisconsin (11/21/16)  
Career 4 at Vanderbilt (3/1/16)

### 3-Pt. Field Goals Attempted

Season 4 vs. Wisconsin (11/21/16)  
Career 7 at South Carolina (2/24/16)

### Free Throws Made

Season 6 vs. Chattanooga (11/11/16)  
Career 9 vs. Texas A&M (1/9/16)

### Free Throws Attempted

Season 6 vs. Chattanooga (11/11/16)  
Career 10 vs. Texas A&M (1/9/16)

## 2016-17 GAME-BY-GAME STATS

OPPONENT	DATE	St	MIN	FG-FGA	PCT	3FG-FGA	PCT	FT-FTA	PCT	OFF DEF TOT	PF	A	T/O	BLK	STL	PTS
Slippery Rock (exh)	11/3/16		16	3-5	.600	0-1	.000	1-1	1.000	0 1 1	1	4	1	0	4	7
Chattanooga	11/11/16		23	1-4	.250	0-1	.000	6-6	1.000	2 3 5	2	0	2	0	1	8
Appalachian State	11/15/16	g	25	4-5	.800	2-2	1.000	1-2	.500	2 2 4	3	2	2	1	1	11
vs. Wisconsin	11/21/16	g	29	5-9	.556	3-4	.750	3-3	1.000	0 2 2	1	1	2	0	1	16
vs. Oregon	11/22/16	g	24	0-5	.000	0-1	.000	4-4	1.000	1 3 4	4	1	2	0	2	4
vs. Chaminade	11/23/16	g	27	4-7	.571	1-1	1.000	3-5	.600	3 3 6	2	2	3	0	1	12
Georgia Tech	12/3/16	g	30	4-5	.800	2-2	1.000	4-4	1.000	1 4 5	2	7	1	0	0	14
Presbyterian	12/6/16	g	21	2-3	.667	1-1	1.000	2-2	1.000	0 3 3	0	4	0	0	1	7
at North Carolina	12/11/16	g	28	2-5	.400	0-0	-	3-4	.750	0 0 0	2	2	4	0	0	7
Tennessee Tech	12/13/16	g	29	2-5	.400	1-1	1.000	4-5	.800	0 2 2	1	5	2	0	2	9
Lipscomb	12/15/16	g	19	3-5	.600	0-0	-	3-4	.750	0 4 4	5	5	2	0	0	9
vs. Gonzaga	12/18/16	g	13	1-7	.143	0-1	.000	0-0	-	1 1 2	1	1	2	0	0	2
at ETSU	12/22/16		16	2-2	1.000	2-2	1.000	1-4	.250	1 1 2	2	0	3	0	0	7
at Texas A&M	12/29/16		19	4-8	.500	0-2	.000	2-4	.500	1 5 6	3	3	4	1	0	10
Arkansas	1/3/17		22	0-2	.000	0-0	-	0-0	-	1 6 7	2	2	1	0	0	0
at Florida	1/7/17		0+	0-0	-	0-0	-	0-0	-	0 0 0	0	0	0	0	0	0
South Carolina	1/11/17		19	0-4	.000	0-2	.000	0-0	-	0 2 2	3	1	1	0	0	0
at Vanderbilt	1/14/17															
at Ole Miss	1/17/17															
Mississippi State	1/21/17															
Kentucky	1/24/17															
Kansas State	1/28/17															
at Auburn	1/31/17															
at Mississippi State	2/4/17															
Ole Miss	2/8/17															
Georgia	2/11/17															
at Kentucky	2/14/17															
Missouri	2/18/17															
Vanderbilt	2/22/17															
at South Carolina	2/25/17															
at LSU	3/1/17															

## PRODUCTION TRACKER

	Last Season	This Season	Career
Scored 10+ Points	7	5	12
Scored 15+ Points	3	1	4
Scored 20+ Points	1	-	1
Led the Vols in Scoring	1	2	3
Made Multiple 3-Pointers	5	4	9
Made 3+ 3-Pointers	2	1	3
Led the Vols in 3-Pointers (Made)	2	2	4
Had 3+ Assists	3	5	8
Led the Vols in Assists	-	5	5
Had Multiple Steals	-	2	2
Led the Vols in Steals	3	3	6
Had a Positive Assist/TO Ratio	8	5	13



## CAREER STATS

	GP-GS	Min	Avg	FG-A	Pct	3FG-A	Pct	FT-A	Pct	Off-Def-Rebs	Avg	PF-FO	Ast	TO	Blk	Stl	Pts	Avg
2015-16	33-11	535	16.2	60-147	.408	21-57	.368	36-47	.766	14-47-61	1.8	72-2	32	44	5	8	177	5.4
2016-17	16-10	344	21.5	34-76	.447	12-20	.600	36-47	.766	13-41-54	3.4	33-1	36	31	2	9	116	7.3
<b>TOTAL</b>	<b>49-21</b>	<b>879</b>	<b>17.9</b>	<b>94-223</b>	<b>.422</b>	<b>33-77</b>	<b>.429</b>	<b>72-94</b>	<b>.766</b>	<b>27-88-115</b>	<b>2.3</b>	<b>105-3</b>	<b>68</b>	<b>75</b>	<b>7</b>	<b>17</b>	<b>293</b>	<b>6.0</b>

# 5 ADMIRAL SCHOFIELD

SO Forward | 6-4 | 238 | Psychology  
Zion, Ill. | Zion-Benton Township HS



## @AdmiralElite15

- Averaging 21.3 mpg over his last three games, including a season-high 30 minutes against South Carolina (1/11/17)
- Recorded his first career double-double (18 and 10) at No. 24 Florida (1/7/17) in what head coach Rick Barnes called Schofield's "best game as a Tennessee Volunteer"
- Solid numbers in just 13 minutes off the bench vs. Arkansas (1/3): seven points and six rebounds
- Provided four points and four rebounds in just seven minutes at Texas A&M (12/29)
- Finished with seven points, but only had one rebound in 12 minutes of action against No. 8 Gonzaga (12/18)
- Appeared in 32 games during his freshman season on Rocky Top, making 22 starts and averaging 7.6 points in 18.7 minutes per game
- Finished last season by scoring 10+ points in each of UT's final six games; averaged 7.6 ppg (8.5 in SEC play)
- Attended the Athletes in Action "Captain's Academy" leadership camp and conference in Xenia, Ohio, this past summer
- Taught himself how to play the guitar by watching instructional videos on YouTube
- From a military family, he was born in London (same hospital as Princes William and Harry)

## SEASON/CAREER HIGHS

### Points

Season 18 at Florida (1/7/17)  
Career 22 at Auburn (1/2/16)

### Rebounds

Season 10 at Florida (1/7/17)  
Career Same

### Assists

Season 3 vs. South Carolina (1/11/17)  
Career 4 vs. Ole Miss (3/5/16)

### Blocks

Season -  
Career 2 vs. UNC Asheville (11/13/15)

### Steals

Season 1 vs. Gonzaga (11/18/16)  
Career 1 (13x), last vs. Gonzaga (11/18/16)

### Minutes

Season 30 vs. South Carolina (1/11/17)  
Career 35 at Butler (12/12/15)

### Field Goals Made

Season 6 at Florida (1/7/17)  
Career 9 at Auburn (1/2/16)

### Field Goals Attempted

Season 9 at Florida (1/7/17)  
Career 19 at Auburn (1/2/16)

### 3-Pt. Field Goals Made

Season 1 (4x), last vs. Arkansas (1/3/17)  
Career 3 vs. Texas A&M (1/9/16)

### 3-Pt. Field Goals Attempted

Season 3 vs. Gonzaga (11/18/16)  
Career 7 at Alabama (1/26/16)

### Free Throws Made

Season 6 at Florida (1/7/17)  
Career 6 (2x), last at Florida (1/7/17)

### Free Throws Attempted

Season 8 at Florida (1/7/17)  
Career 8 at Florida (1/7/17)

## 2016-17 GAME-BY-GAME STATS

OPPONENT	DATE	St	MIN	FG-FGA	PCT	3FG-FGA	PCT	FT-FTA	PCT	OFF DEF TOT	PF	A	T/O	BLK	STL	PTS
Slippery Rock (exh)	11/3/16		15	3-5	.600	1-1	1.000	1-1	1.000	3 2 5	2	0	0	0	0	8
Chattanooga	11/11/16	f	13	0-3	.000	0-2	.000	0-0	-	0 3 3	2	0	2	0	0	0
Appalachian State	11/15/16		14	2-6	.333	0-0	-	1-1	1.000	1 1 2	2	2	0	0	0	5
vs. Wisconsin	11/21/16		13	3-5	.600	1-2	.500	0-0	-	0 0 0	3	2	2	0	0	7
vs. Oregon	11/22/16															DNP
vs. Chaminade	11/23/16															DNP
Georgia Tech	12/3/16															DNP
Presbyterian	12/6/16		12	1-3	.333	1-2	.500	2-2	1.000	2 1 3	0	0	1	0	0	5
at North Carolina	12/11/16		13	0-1	.000	0-1	.000	0-0	-	0 1 1	0	1	1	0	0	0
Tennessee Tech	12/13/16		8	1-3	.333	0-1	.000	2-2	1.000	2 2 4	1	0	1	0	0	4
Lipscomb	12/15/16															INJ
vs. Gonzaga	12/18/16		12	1-5	.200	1-3	.333	4-4	1.000	1 0 1	2	0	0	0	1	7
at ETSU	12/22/16		7	0-0	-	0-0	-	0-0	-	0 1 1	1	0	2	0	0	0
at Texas A&M	12/29/16		7	2-3	.667	0-0	-	0-0	-	1 3 4	4	0	0	0	0	4
Arkansas	1/3/17		13	1-4	.250	1-1	1.000	4-4	1.000	3 3 6	0	0	0	0	0	7
at Florida	1/7/17		21	6-9	.667	0-0	-	6-8	.750	4 6 10	5	1	3	0	0	18
South Carolina	1/11/17		30	2-5	.400	0-1	.000	1-2	.500	1 1 2	4	3	2	0	0	5
at Vanderbilt	1/14/17															
at Ole Miss	1/17/17															
Mississippi State	1/21/17															
Kentucky	1/24/17															
Kansas State	1/28/17															
at Auburn	1/31/17															
at Mississippi State	2/4/17															
Ole Miss	2/8/17															
Georgia	2/11/17															
at Kentucky	2/14/17															
Missouri	2/18/17															
Vanderbilt	2/22/17															
at South Carolina	2/25/17															
at LSU	3/1/17															

## PRODUCTION TRACKER

	Last Season	This Season	Career
Scored 10+ Points	13	1	14
Scored 15+ Points	5	1	6
Scored 20+ Points	1	-	1
Led the Vols in Scoring	-	1	1
Had 5+ Rebounds	11	2	13
Led the Vols in Rebounds	3	1	4
Had a Double-Double	-	1	1
Had Multiple Blocks	1	-	1
Led the Vols in Blocks	2	-	2
Made Multiple 3-Pointers	6	-	6
Had Multiple Dunks	-	-	-
Drew Multiple Charges	1	-	1



## CAREER STATS

	GP-GS	Min	Avg	FG-A	Pct	3FG-A	Pct	FT-A	Pct	Off-Def-Rebs	Avg	PF-FO	Ast	TO	Blk	Stl	Pts	Avg
2015-16	32-22	598	18.7	92-207	.444	25-83	.301	35-39	.897	43-86-129	4.0	88-2	29	22	10	12	244	7.6
2016-17	12-1	163	13.6	19-47	.404	4-13	.308	20-23	.870	15-22-37	3.1	24-1	9	14	0	1	62	5.2
<b>TOTAL</b>	<b>44-23</b>	<b>761</b>	<b>17.3</b>	<b>111-254</b>	<b>.437</b>	<b>29-96</b>	<b>.302</b>	<b>55-62</b>	<b>.887</b>	<b>58-108-166</b>	<b>3.8</b>	<b>112-3</b>	<b>38</b>	<b>36</b>	<b>10</b>	<b>13</b>	<b>306</b>	<b>7.0</b>

# 1 LAMONTÉ TURNER

RS-FR Guard | 6-0 | 187 | Communication Studies  
Decatur, Ala. | IMG Academy (Fla.)



## @LTurn1

- Leads the team with 44 assists through 16 games (2.8 app)
- Finished with 12 points and swiped three steals against South Carolina (1/11/17)
- Scored just four points but handed out a team-high four assists at No. 24 Florida (1/7/17)
- Was the Vols' top scorer with 14 points in Tennessee's SEC-opening win at Texas A&M (12/29); also tallied four rebounds, four assists, two steals and a block in the winning effort
- His seven made threes against Presbyterian (12/6) tied for the fifth-most in a game in UT history
- Made his first career start against No. 16 Wisconsin (11/21) at the Maui Invitational, finishing with five points, three steals and two assists in 23 minutes of action
- Scored in double digits in each of UT's first two games, dropping a season-best 15 against Appalachian State (11/15); posted five assists and a team-best efficiency score of +19 in the win
- Made his long-awaited collegiate debut in the Vols' opener vs. Chattanooga (11/11), coming off the bench to record 12 points, two rebounds and a steal
- Redshirted last season after being denied clearance through the NCAA Eligibility Center
- Is a cousin of former LSU and NC State guard Ralston Turner, who now plays in the NBA D-League

## SEASON/CAREER HIGHS

### Points

Season 24 vs. Presbyterian (12/6/16)  
Career Same

### Rebounds

Season 4 (2x), last at Texas A&M (12/29/16)  
Career Same

### Assists

Season 5 vs. Appalachian State (11/15/16)  
Career Same

### Blocks

Season 1 (2x), last at Texas A&M (12/29/16)  
Career Same

### Steals

Season 3 (2x), last vs. South Carolina (1/11/17)  
Career Same

### Minutes

Season 27 at ETSU (12/22/16)  
Career Same

### Field Goals Made

Season 8 vs. Presbyterian (12/6/16)  
Career Same

### Field Goals Attempted

Season 12 vs. Presbyterian (12/6/16)  
Career Same

### 3-Pt. Field Goals Made

Season 7 vs. Presbyterian (12/6/16)  
Career Same

### 3-Pt. Field Goals Attempted

Season 11 vs. Presbyterian (12/6/16)  
Career Same

### Free Throws Made

Season 8 (2x), last at Texas A&M (12/29/16)  
Career Same

### Free Throws Attempted

Season 8 (3x), last vs. South Carolina (1/11/17)  
Career Same

## 2016-17 GAME-BY-GAME STATS

OPPONENT	DATE	St	MIN	FG-FGA	PCT	3FG-FGA	PCT	FT-FTA	PCT	OFF DEF TOT	PF	A	T/O	BLK	STL	PTS
Slippery Rock (exh)	11/3/16		13	2-6	.333	2-2	1.000	0-0	-	0 1 1	1	0	1	0	0	6
Chattanooga	11/11/16		23	2-10	.200	0-6	.000	8-8	1.000	1 1 2	4	0	1	0	1	12
Appalachian State	11/15/16		23	4-8	.500	1-2	.500	6-6	1.000	2 1 3	3	5	1	0	1	15
vs. Wisconsin	11/21/16	g	23	2-8	.250	1-4	.250	0-0	-	0 0 0	1	2	0	0	3	5
vs. Oregon	11/22/16		23	2-6	.333	1-5	.200	0-0	-	0 0 2	3	1	1	0	1	5
vs. Chaminade	11/23/16		20	1-4	.250	0-1	.000	2-3	.667	0 2 2	4	4	1	0	0	4
Georgia Tech	12/3/16		19	2-3	.667	1-1	1.000	3-4	.750	0 2 2	2	2	2	2	0	8
Presbyterian	12/6/16		23	8-12	.667	7-11	.636	1-2	.500	0 3 3	2	3	1	0	1	24
at North Carolina	12/11/16		23	3-11	.273	1-4	.250	2-2	1.000	0 1 1	3	1	4	0	0	9
Tennessee Tech	12/13/16		23	5-9	.556	5-9	.556	1-2	.500	0 2 2	1	4	3	0	0	16
Lipscomb	12/15/16		17	0-4	.000	0-1	.000	3-4	.750	0 1 1	3	4	1	0	0	3
vs. Gonzaga	12/18/16		21	2-10	.200	2-5	.400	2-2	1.000	0 4 4	2	4	2	0	0	8
at ETSU	12/22/16	g	27	1-7	.143	0-2	.000	2-3	.667	2 1 3	1	2	2	1	0	4
at Texas A&M	12/29/16	g	22	2-6	.333	2-5	.400	8-8	1.000	0 4 4	4	4	2	1	2	14
Arkansas	1/3/17	g	18	2-6	.333	1-5	.200	0-2	.000	0 0 0	3	2	2	2	0	5
at Florida	1/7/17		21	2-6	.333	0-2	.000	0-0	-	0 3 3	2	4	2	0	2	4
South Carolina	1/11/17		26	2-4	.500	1-2	.500	7-8	.875	1 1 2	3	2	3	0	3	12
at Vanderbilt	1/14/17															
at Ole Miss	1/17/17															
Mississippi State	1/21/17															
Kentucky	1/24/17															
Kansas State	1/28/17															
at Auburn	1/31/17															
at Mississippi State	2/4/17															
Ole Miss	2/8/17															
Georgia	2/11/17															
at Kentucky	2/14/17															
Missouri	2/18/17															
Vanderbilt	2/22/17															
at South Carolina	2/25/17															
at LSU	3/1/17															

## PRODUCTION TRACKER

	This Season
Scored 10+ Points	6
Scored 15+ Points	3
Scored 20+ Points	1
Led the Vols in Scoring	2
Had 5+ Assists	1
Led the Vols in Assists	5
Had a Double-Double	-
Had Multiple Steals	4
Had 3+ Steals	2
Led the Vols in Steals	3
Made Multiple 3-Pointers	4
Had a Positive Assist/TO Ratio	8



## CAREER STATS

	GP-GS	Min	Avg	FG-A	Pct	3FG-A	Pct	FT-A	Pct	Off-Def-Rebs	Avg	PF-FO	Ast	TO	Blk	Stl	Pts	Avg
2015-16										REDSHIRT								
2016-17	16-4	352	22.0	40-114	.351	23-65	.354	45-54	.833	6-28-34	2.1	41-0	44	28	2	14	148	9.3
<b>TOTAL</b>	<b>16-4</b>	<b>352</b>	<b>22.0</b>	<b>40-114</b>	<b>.351</b>	<b>23-65</b>	<b>.354</b>	<b>45-54</b>	<b>.833</b>	<b>6-28-34</b>	<b>2.1</b>	<b>41-0</b>	<b>44</b>	<b>28</b>	<b>2</b>	<b>14</b>	<b>148</b>	<b>9.3</b>

# 2 GRANT WILLIAMS

FR Forward | 6-5 | 234 | Business Administration  
Charlotte, N.C. | Providence Day School



## SEASON/CAREER HIGHS

### Points

Season 30 vs. Lipscomb (12/15/16)  
Career Same

### Rebounds

Season 11 vs. Arkansas (1/3/17)  
Career Same

### Assists

Season 2 (5x), last at ETSU (12/22/16)  
Career Same

### Blocks

Season 6 at Texas A&M (12/29/16)  
Career Same

### Steals

Season 2 (3x), last vs. vs. Georgia Tech (12/3/16)  
Career Same

### Minutes

Season 32 vs. South Carolina (1/11/17)  
Career Same

### Field Goals Made

Season 10 vs. Lipscomb (12/15/16)  
Career Same

### Field Goals Attempted

Season 12 vs. Lipscomb (12/15/16)  
Career Same

### 3-Pt. Field Goals Made

Season 1 (3x), last vs. Gonzaga (12/18/16)  
Career Same

### 3-Pt. Field Goals Attempted

Season 2 vs. Wisconsin (11/21/16)  
Career Same

### Free Throws Made

Season 10 vs. Lipscomb (12/15/16)  
Career Same

### Free Throws Attempted

Season 14 vs. Arkansas (1/3/17)  
Career Same

## @GrantWillPds

- Tennessee's leading rebounder (5.6 rpg) and shot-blocker (2.0 bpg)
- Scored a team-high 15 points and blocked three shots against South Carolina (1/11/17)
- Recorded his first career double-double vs. Arkansas (1/3), grabbing 11 rebounds to go along with 15 points on just 3-of-5 shooting (9-of-14 from the line)
- Tied a school-record with six blocks in the SEC-opening win at Texas A&M (12/29) and also added 12 points and five rebounds; his defense in the post was key to neutralizing Aggies' center Tyler Davis, who scored just six points
- Had a solid defensive outing at ETSU, as he blocked four shots (all of which came in the second half)
- Became Tennessee's first true freshman to post a 30-point game since Chris Lofton in 2005 when he dropped 30 points on 10-of-12 shooting against Lipscomb (12/15)
- Has dropped around 20 pounds since enrolling in July and has dramatically reshaped his physique under the tutelage of strength and conditioning coach Garrett Medenwald
- A stellar academic performer, he chose UT over multiple Ivy League school, including Harvard and Yale
- His mother, Teresa Johnson, is an engineer for NASA in Houston, Texas
- Shortly after the conclusion of his senior hoops season, he performed a role in Providence Day's production of the popular musical "Anything Goes"

## 2016-17 GAME-BY-GAME STATS

OPPONENT	DATE	St	MIN	FG-FGA	PCT	3FG-FGA	PCT	FT-FTA	PCT	OFF DEF TOT	PF	A	T/O	BLK	STL	PTS
Slippery Rock (exh)	11/3/16		15	2-4	.500	1-1	1.000	2-4	.500	2 1 3	1	4	1	4	1	7
Chattanooga	11/11/16		23	2-5	.400	0-0	-	4-6	.667	6 4 10	4	1	4	2	0	8
Appalachian State	11/15/16		21	5-8	.625	1-1	1.000	2-4	.500	1 0 1	2	2	2	1	2	13
vs. Wisconsin	11/21/16		23	3-7	.429	1-2	.500	0-0	-	1 2 3	3	1	0	0	0	6
vs. Oregon	11/22/16	f	19	1-3	.333	0-0	-	1-2	.500	1 2 3	4	1	4	0	2	3
vs. Chaminade	11/23/16	f	19	4-7	.571	0-1	.000	2-2	1.000	2 2 4	2	2	0	3	2	10
Georgia Tech	12/3/16	f	20	6-11	.545	0-1	.000	2-2	1.000	4 2 6	2	1	6	0	2	14
Presbyterian	12/6/16	f	25	3-6	.500	0-0	-	3-5	.600	3 5 8	2	2	1	1	0	9
at North Carolina	12/11/16	f	23	3-6	.500	0-1	.000	1-2	.500	0 6 6	5	2	3	4	0	8
Tennessee Tech	12/13/16	f	20	3-3	1.000	0-0	-	1-2	.500	0 3 3	2	1	3	3	0	7
Lipscomb	12/15/16	f	29	10-12	.833	0-0	-	10-13	.769	3 3 6	1	0	3	2	1	30
vs. Gonzaga	12/18/16	f	15	2-4	.500	1-1	1.000	6-10	.600	6 1 7	4	0	1	0	1	11
at ETSU	12/22/16	f	27	2-6	.333	0-2	.000	2-4	.500	2 7 9	2	2	1	4	1	6
at Texas A&M	12/29/16	f	31	4-7	.571	0-1	.000	4-5	.800	2 3 5	2	0	0	6	1	12
Arkansas	1/3/17	f	28	3-5	.600	0-0	-	9-14	.643	6 5 11	4	0	1	2	1	15
at Florida	1/7/17	f	24	2-5	.400	0-0	-	2-2	1.000	0 1 1	5	0	2	0	0	6
South Carolina	1/11/17	f	32	3-8	.375	0-1	.000	9-12	.750	5 1 6	4	0	2	3	0	15
at Vanderbilt	1/14/17															
at Ole Miss	1/17/17															
Mississippi State	1/21/17															
Kentucky	1/24/17															
Kansas State	1/28/17															
at Auburn	1/31/17															
at Mississippi State	2/4/17															
Ole Miss	2/8/17															
Georgia	2/11/17															
at Kentucky	2/14/17															
Missouri	2/18/17															
Vanderbilt	2/22/17															
at South Carolina	2/25/17															
at LSU	3/1/17															

## PRODUCTION TRACKER

	This Season
Scored 5+ Points	15
Scored 10+ Points	8
Led the Vols in Scoring	3
Had 5+ Rebounds	10
Had 10+ Rebounds	2
Led the Vols in Rebounds	6
Had Multiple Assists	5
Had Multiple Steals	3
Had Multiple Blocks	10
Led the Vols in Blocks	9
Had Multiple Dunks	-
Drew Multiple Charges	-



## CAREER STATS

	GP-GS	Min	Avg	FG-A	Pct	3FG-A	Pct	FT-A	Pct	Off-Def-Rebs	Avg	PF-FO	Ast	TO	Blk	Stl	Pts	Avg
2016-17	16-13	379	23.7	56-103	.544	2-11	.182	58-85	.682	42-47-89	5.6	48-2	15	32	32	12	172	10.8
<b>TOTAL</b>	<b>16-13</b>	<b>379</b>	<b>23.7</b>	<b>56-103</b>	<b>.544</b>	<b>2-11</b>	<b>.182</b>	<b>58-85</b>	<b>.682</b>	<b>42-47-89</b>	<b>5.6</b>	<b>48-2</b>	<b>15</b>	<b>32</b>	<b>32</b>	<b>12</b>	<b>172</b>	<b>10.8</b>

# 32 BRAD WOODSON

SO Guard | 6-0 | 178 | Kinesiology  
Murfreesboro, Tenn. | Riverdale HS



## @Bwoodson\_32

- Made his regular-season debut vs. Presbyterian (12/6), scoring five points in just four minutes of action
- Pulled down a rebound and dished out one assist in UT's exhibition win over Slippery Rock (11/3).
- Is like an extension of the coaching staff among the players, as he boasts an outstanding basketball IQ.
- Appeared in 10 games last season, logging a season-high 18 minutes at South Carolina.
- Was named to the 2015-16 First-Year SEC Academic Honor Roll.
- Was a 1,000-point scorer at Riverdale High School, where his father, Kevin, was the varsity head coach.
- Earned first-team *Murfreesboro Daily News Journal* All-Area Team honors as a high school senior in 2015 after averaging 15.8 points per game.
- Also played third base for Riverdale's varsity baseball team, which won district, region and substate championships when he was a junior in 2014 (32 total wins).
- Had perfect attendance from kindergarten through high school.
- Volunteers as a middle school mentor and Sunday school teacher at his church in Knoxville.

## SEASON/CAREER HIGHS

### Points

Season 5 vs. Presbyterian (12/6/16)  
Career Same

### Rebounds

Season -  
Career 3 at South Carolina (2/24/16)

### Assists

Season -  
Career 1 (3x), last vs. Auburn (3/9/16)

### Blocks

Season -  
Career -

### Steals

Season 1 vs. Presbyterian (12/6/16)  
Career 1 (2x), last vs. Presbyterian (12/6/16)

### Minutes

Season 4 vs. Presbyterian (12/6/16)  
Career 18 at South Carolina (2/24/16)

### Field Goals Made

Season 1 vs. Presbyterian (12/6/16)  
Career 1 (2x), last vs. Presbyterian (12/6/16)

### Field Goals Attempted

Season 3 vs. Presbyterian (12/6/16)  
Career 5 at South Carolina (2/24/16)

### 3-Pt. Field Goals Made

Season 1 vs. Presbyterian (12/6/16)  
Career 1 (2x), last vs. Presbyterian (12/6/16)

### 3-Pt. Field Goals Attempted

Season 2 vs. Presbyterian (12/6/16)  
Career 5 at South Carolina (2/24/16)

### Free Throws Made

Season 2 vs. Presbyterian (12/6/16)  
Career 2 (2x), last vs. Presbyterian (12/6/16)

### Free Throws Attempted

Season 2 vs. Presbyterian (12/6/16)  
Career 2 (2x), last vs. Presbyterian (12/6/16)

## 2016-17 GAME-BY-GAME STATS

OPPONENT	DATE	St	MIN	FG-FGA	PCT	3FG-FGA	PCT	FT-FTA	PCT	OFF DEF TOT	PF	A	T/O	BLK	STL	PTS
Slippery Rock (exh)	11/3/16		3	0-1	.000	0-1	.000	0-0	-	0 1 1	0	1	0	0	0	0
Chattanooga	11/11/16							DNP								
Appalachian State	11/15/16							DNP								
vs. Wisconsin	11/21/16							DNP								
vs. Oregon	11/22/16							DNP								
vs. Chaminade	11/23/16							DNP								
Georgia Tech	12/3/16							DNP								
Presbyterian	12/6/16	4		1-3	.333	1-2	.500	2-2	1.000	0 0 0	0	0	0	0	1	5
at North Carolina	12/11/16							DNP								
Tennessee Tech	12/13/16							DNP								
Lipscomb	12/15/16							DNP								
vs. Gonzaga	12/18/16							DNP								
at ETSU	12/22/16							DNP								
at Texas A&M	12/29/16							DNP								
Arkansas	1/3/17							DNP								
at Florida	1/7/17							DNP								
South Carolina	1/11/17															
at Vanderbilt	1/14/17															
at Ole Miss	1/17/17															
Mississippi State	1/21/17															
Kentucky	1/24/17															
Kansas State	1/28/17															
at Auburn	1/31/17															
at Mississippi State	2/4/17															
Ole Miss	2/8/17															
Georgia	2/11/17															
at Kentucky	2/14/17															
Missouri	2/18/17															
Vanderbilt	2/22/17															
at South Carolina	2/25/17															
at LSU	3/1/17															



## CAREER STATS

	GP-GS	Min	Avg	FG-A	Pct	3FG-A	Pct	FT-A	Pct	Off-Def-Rebs	Avg	PF-FO	Ast	TO	Blk	Stl	Pts	Avg
2015-16	10-0	63	6.3	2-14	.143	1-9	.111	2-2	1.000	3-5-8	0.8	6-0	3	2	0	1	7	0.7
2016-17	1-0	4	4.0	1-3	.333	1-2	.500	2-2	1.000	0-0-0	0.0	0-0	0	0	0	1	5	5.0
<b>TOTAL</b>	<b>11-0</b>	<b>67</b>	<b>6.1</b>	<b>3-17</b>	<b>.176</b>	<b>2-11</b>	<b>.182</b>	<b>4-4</b>	<b>1.000</b>	<b>3-5-8</b>	<b>0.7</b>	<b>6-0</b>	<b>3</b>	<b>2</b>	<b>0</b>	<b>2</b>	<b>12</b>	<b>1.1</b>

▶ THE LAST TIME

**LAST TIME A TENNESSEE PLAYER...**

**Scored 40 Points:** 43 by Allan Houston vs. LSU (2/10/90)  
**Scored 35 Points:** 36 by Kevin Punter Jr. vs. South Carolina (1/23/16)  
**Scored 30 Points:** 30 by Grant Williams vs. Lipscomb (12/15/16)  
**Scored 25 Points:** 25 by Detrick Mostella at ETSU (12/22/16)  
**Scored 30 Or More Points In Back-To-Back Games:** Chris Lofton with 34 vs. Memphis (12/6/06) and 32 vs. Western Kentucky (12/16/06)  
**Scored 25 or More Points in Back-To-Back Games:** Kevin Punter Jr. with 26 vs. Vanderbilt (1/20/16) and 36 vs. South Carolina (1/23/16)  
**Scored 20 or More Points in Five Consecutive Games:** Seven Games: Kevin Punter Jr. with 24 vs. Gardner-Webb (11/22/15), 26 vs. Army West Point (11/24/15), 24 vs. George Washington (12/27/15), 23 vs. Nebraska (11/28/15), 27 at Butler (12/12/15), 24 vs. Florida Atlantic (12/16/15) and 23 vs. Gonzaga (12/19/15)  
**Grabbed 20 Rebounds:** 20 by Jeronne Maymon vs. Memphis (11/22/11)  
**Grabbed 15 Rebounds:** 18 by Jarnell Stokes vs. Mercer (3/23/14)  
**Grabbed 10 Offensive Rebounds:** 10 by Jeronne Maymon vs. NC State (12/18/13)  
**Made 15 Field Goals:** 15 (15-19) by Dyron Nix vs. Tennessee Tech (11/25/88)  
**Made 10 Field Goals:** 10 (10-12) by Robert Hubbs III vs. Lipscomb (12/15/16)  
**Attempted 25 Field Goals:** 27 (14-27) by Allan Houston vs. LSU (2/10/90)  
**Attempted 20 Field Goals:** 20 (9-20) by Kevin Punter Jr. vs. Vanderbilt (1/20/16)  
**Made 8 3-pointers:** 8 (8-11) by Jordan McRae at Georgia (3/2/13)  
**Made 7 3-pointers:** 7 (7-11) by Lamonté Turner vs. Presbyterian (12/6/16)  
**Made 6 3-pointers:** 7 (7-11) by Lamonté Turner vs. Presbyterian (12/6/16)  
**Attempted 15 3-pointers:** 15 (6-15) by Chris Lofton at Vanderbilt (2/26/08)  
**Attempted 10 3-pointers:** 10 (3-10) by Detrick Mostella vs. Gonzaga (12/18/16)  
**Made 15 Free Throws:** 16 (16-17) by Jeronne Maymon vs. Memphis (11/22/11)  
**Made 10 Free Throws:** 10 (10-13) by Grant Williams vs. Lipscomb (12/15/16)  
**Attempted 20 Free Throws:** 23 (22-23) by Bill Justus vs. Ohio (3/17/69)  
**Attempted 15 Free Throws:** 15 (14-15) by Kevin Punter Jr. vs. South Carolina (1/23/16)  
**Had 15 Assists:** 15 by Fred Jenkins vs. Georgia (2/28/87)  
**Had 10 Assists:** 11 by Trae Golden vs. ULM (11/16/11)  
**Had 6 Steals:** 6 by Josh Richardson vs. Butler (12/14/14)  
**Had 5 Steals:** 5 by Devon Baulkman vs. Vanderbilt (3/10/16)  
**Had 5 Blocks:** 6 by Grant Williams at Texas A&M (12/29/16)  
**Played Every Minute Of A Game:** 40 minutes by Kevin Punter Jr. at Mississippi State (1/16/16)  
**Converted A 4-Point Play:** Detrick Mostella vs. Kansas (11/28/14)

**Hit A Shot At The Buzzer To Send A Game To Overtime:** Robert Hubbs III hit a driving layup as time expired to tie the game 67-67. Tennessee won 76-73 in overtime at Vanderbilt (2/11/15).  
**Hit A Shot In The Closing Seconds To Send A Game To Overtime:** Jordan McRae made a contested 3-pointer at Texas A&M with 7.9 seconds left in regulation, tying the game at 69. Tennessee went on to win, 93-85, in four overtimes (2/23/13)  
**Hit A Shot At The Buzzer To Win A Game:** Brian Williams grabbed an offensive rebound off a Tobias Harris missed 3-pointer and sank a four-footer just off the right block at the buzzer to give Tennessee a 59-57 win at Georgia (1/18/11)  
**Hit A Closing-Seconds Shot To Win A Game:** Scotty Hopson sank a game-winning field goal with his foot on the 3-point line in UT's 61-60 victory over Florida (1/31/10)  
**Scored 20 or more points in a first half:** Jordan McRae (20) vs. South Carolina (2/8/14)  
**Scored 20 or more points in a second half:** Robert Hubbs III (22 of his 28) vs. Chaminade (11/23/16)  
**Had A Triple-Double:** Tyler Smith (12 points, 10 rebounds, 10 assists) vs. UNC Asheville (12/3/08)  
*The only triple-double in Tennessee basketball history*

**LAST TIME TENNESSEE...**

**Scored 110 Points:** 124 vs. UNC Asheville (11/17/09)  
**Scored 105 Points:** 105 vs. East Carolina (11/20/09)  
**Scored 100 Points:** 103 vs. Appalachian State (11/15/16)  
**Allowed 100 Points:** 105 vs. Texas (12/23/06, OT)  
**Scored 60 Points in a Half:** 62 (2nd half) vs. East Carolina (11/20/09)  
**Did Not Score 20+ Points in a Half:** 17 (2nd half) vs. Kentucky (2/17/15)  
**Grabbed 55 Rebounds:** 58 vs. UT Martin (11/18/08)  
**Grabbed 50 Rebounds:** 52 vs. Gardner-Webb (11/22/15)  
**Made 40 Field Goals:** 40 (40-70) vs. East Carolina (11/20/09)  
**Attempted 90 Field Goals:** 91 (38-91) vs. LSU (2/10/90)  
**Attempted 80 Field Goals:** 80 (30-80) vs. College of Charleston (12/31/10)  
**Attempted 70 Field Goals:** 76 (25-76) vs. Vanderbilt (1/20/16)  
**Made 15 3-pointers:** 16 (16-33) vs. Presbyterian (12/6/16)  
**Made 10 3-pointers:** 16 (16-33) vs. Presbyterian (12/6/16)  
**Attempted 35 3-pointers:** 39 (13-39) vs. Chattanooga (1/2/12)  
**Attempted 30 3-pointers:** 33 (16-33) vs. Presbyterian (12/6/16)  
**Made 45 Free Throws:** 45 (45-60) vs. George Washington (12/28/00)  
**Made 40 Free Throws:** 45 (45-60) vs. George Washington (12/28/00)  
**Attempted 55 Free Throws:** 60 (45-60) vs. George Washington (12/28/00)  
**Had 30 Assists:** 30 vs. Tusculum (1/4/14)  
**Had 25 Assists:** 26 vs. Appalachian State (11/15/16)  
**Had 20 Steals:** 21 vs. North Carolina A&T (12/23/09)  
**Had 15 Steals:** 15 at Vanderbilt (2/22/11)  
**Had 12 Blocks:** 14 vs. Virginia (12/19/00)

**Never trailed in a game:** vs. Tennessee Tech (12/13/16)  
**Faced a 25-Point Deficit:** Trailed 49-74 in second half at Vanderbilt (3/1/16); lost 69-86  
**Faced a 20-Point Deficit:** Trailed 6-27 in first half vs. Gonzaga (12/18/16); lost 76-86  
**Faced a 15-Point Deficit:** Trailed 12-27 in first half vs. South Carolina (1/11/17); lost 70-60  
**Overcame a 20-Point Deficit To Win:** Trailed 13-34 in first half, won 84-77 vs. Kentucky (2/2/16)  
**Overcame a 15-Point Deficit To Win:** Trailed 58-43 in first half vs. Lipscomb (12/15/16); won 92-77  
**Overcame a 10-Point Deficit To Win:** Trailed 58-43 in first half vs. Lipscomb (12/15/16); won 92-77  
**Overcame a 15-Point Halftime Deficit To Win:** Trailed 35-50 at halftime, won 111-105 in overtime vs. Texas (12/23/06)  
**Overcame a 10-Point Halftime Deficit To Win:** Trailed 24-35 at halftime, won 74-69 in overtime at LSU (2/29/12)  
**Did Not Make A 3-Pointer:** 0 (0-8) vs. Duke (11/21/11)  
*Active 3-point streak: 183 games*  
**Played a Half Without a Committing a Turnover:** Second half vs. George Washington (11/27/15)  
**Had Six Players Score In Double Figures in Same Game:** Robert Hubbs III (16), Lamonté Turner (15), Jordan Bowden (14), Kyle Alexander (13), Grant Williams (13), Shembari Phillips (11) vs. Appalachian State (11/15/16)  
**Had Seven Players Score In Double Figures in Same Game:** Vincent Yarbrough (18), Charles Hathaway (12), Harris Walker (12), Marcus Haislip (12), Isiah Victor (11), Tony Harris (11), Terrence Woods (11) vs. East Tennessee State (11/19/00)  
**Had Two Players Record Double-Doubles in Same Game:** Jeronne Maymon (11 pts, 11 rebs) and Jarnell Stokes (26 pts, 14 rebs) vs. UMass (3/21/14)  
**Tennessee Did Not Have A Player Score in Double Figures:** at Georgetown (11/30/12)  
**Opponent Did Not Have A Player Score in Double Figures:** vs. South Carolina (3/14/14)  
**Had Three Players Score 20+ Points in Same Game:** Jordan McRae (21), Josh Richardson (20) and Jarnell Stokes (20) vs. Virginia (12/30/13)  
**Had Two Players Score 25+ Points in Same Game:** Armani Moore (29) and Kevin Punter Jr. (26) vs. Army West Point (11/24/15)  
**Tennessee Player Made SportCenter's Top 10 Plays:** Jordan Bowden vs. Tennessee Tech (12/13/16). Alley-oop from Lamonté Turner on in-bounds play; No. 3 play  
**Tennessee Player was Called for a Technical Foul:** Armani Moore and Admiral Schofield vs. Auburn (2/9/16)  
**Tennessee Player was Ejected:** Yemi Makanjuola (type-2 flagrant foul) at Vanderbilt (1/24/12)  
**Tennessee Head Coach was Called for a Technical Foul:** Bruce Pearl vs. Florida (3/11/11)  
*Games elapsed since: 187*  
**Tennessee Head Coach was Ejected:** Bruce Pearl vs. College of Charleston (12/31/10)  
**Opposing Player was Ejected:** Trayvon Reed of Auburn (technical foul and a type-1 flagrant foul, 1/31/15)  
**Opposing Head Coach was Ejected:** Mark Fox of Georgia (2/4/12)

► RESULTS

Record:	Overall	Home	Away	Neutral
All Games	8-8	5-3	2-2	1-3
Conference	1-3	0-2	1-1	0-0
Non-Conference	7-5	5-1	1-1	1-3

Date	Time	Opponent	Score	Attendance	High Points	High Rebounds	High Assists
Nov. 11	7 p.m.	Chattanooga (SEC Network+)	L, 82-69	14,483	21 Jordan Bone	10 Grant Williams	2 Robert Hubbs III
Nov. 15	7 p.m.	Appalachian St. (SEC Network)	W, 103-94	11,758	16 Robert Hubbs III	7 Kyle Alexander	8 Jordan Bone
Nov. 21	2:30 p.m.	1-vs. Wisconsin (ESPN2)	L, 74-62	2,400	16 Shembari Phillips	6 Kyle Alexander	2 Admiral Schofield 2 Lamonté Turner
Nov. 22	1:30 p.m.	1-#13 Oregon (ESPN2)	L, 69-65 OT	2,400	22 Detrick Mostella	10 John Fulkerson	2 John Fulkerson 2 Kwe Parker
Nov. 23	2:15 p.m.	1-vs. Chaminade (ESPNU)	W, 95-81	2,400	28 Robert Hubbs III	8 John Fulkerson	4 Lamonté Turner
Dec. 3	1 p.m.	Georgia Tech (SEC Network+)	W, 81-58	12,634	14 Shembari Phillips 14 Grant Williams	8 John Fulkerson	7 Shembari Phillips
Dec. 6	7 p.m.	Presbyterian (SEC Network+)	W, 90-50	11,547	24 Lamonté Turner	8 Grant Williams	4 Shembari Phillips
Dec. 11	5 p.m.	at #7 North Carolina (ESPN)	L, 73-71	18,745	21 Robert Hubbs III	6 Robert Hubbs III 6 Grant Williams	2 Jordan Bowden 2 Shembari Phillips 2 Grant Williams
Dec. 13	7 p.m.	Tennessee Tech (SEC Network)	W, 74-68	11,524	25 Robert Hubbs III	7 Robert Hubbs III	5 Shembari Phillips
Dec. 15	7 p.m.	Lipscomb (SEC Network +)	W, 92-77	11,893	30 Grant Williams	10 Robert Hubbs III	5 Shembari Phillips
Dec. 18	4 p.m.	2-vs. #8 Gonzaga (ESPN2)	L, 86-76	13,784	17 Detrick Mostella	7 Grant Williams	4 Kwe Parker 4 Lamonté Turner
Dec. 22	7 p.m.	at ETSU (My VLT/ESPN3)	W, 72-68	6,149	25 Detrick Mostella	9 Grant Williams	4 Kwe Parker
Dec. 29	7 p.m.	at Texas A&M* (SEC Network)	W, 73-63	9,199	14 Lamonté Turner	6 Shembari Phillips	4 Detrick Mostella 4 Lamonté Turner
Jan. 3	6:30 p.m.	Arkansas* (SEC Network)	L, 82-78	13,002	21 Robert Hubbs III	11 Grant Williams	3 Jordan Bone
Jan. 7	5:20 p.m.	at Florida* (ESPN2)	L, 83-70	10,843	18 Admiral Schofield	10 Admiral Schofield	4 Lamonté Turner
Jan. 11	6:30 p.m.	South Carolina* (SEC Network)	L, 70-60	13,794	15 Grant Williams	7 Robert Hubbs III	3 Admiral Schofield
Jan. 14	8:30 p.m.	at Vanderbilt* (SEC Network)					
Jan. 17	9 p.m.	at Ole Miss* (SEC Network)					
Jan. 21	6 p.m.	Mississippi State* (SEC Network)					
Jan. 24	9 p.m.	Kentucky* (ESPN)					
Jan. 28	2 p.m.	3-Kansas State (ESPN2)					
Jan. 31	9 p.m.	at Auburn* (SEC Network)					
Feb. 4	3:30 p.m.	at Mississippi State* (SEC Network)					
Feb. 8	6:30 p.m.	Ole Miss* (SEC Network)					
Feb. 11	4 p.m.	Georgia* (ESPNU)					
Feb. 14	7 p.m.	at Kentucky* (ESPN)					
Feb. 18	1 p.m.	Missouri* (SEC Network)					
Feb. 22	6:30 p.m.	Vanderbilt* (SEC Network)					
Feb. 25	1 p.m.	at South Carolina* (SEC Network)					
March 1	7 p.m.	at LSU* (SEC Network)					
March 4	1 p.m.	Alabama* (SEC Network)					
March 8-12		4-vs. TBD (SEC Network)					

1-Maui Jim Maui Invitational (Lahaina Civic Center; Lahaina, Maui)

2-Battle on Broadway (Bridgestone Arena; Nashville, Tenn.)

3-SEC/Big 12 Challenge presented by Sonic

4-SEC Tournament (Bridgestone Arena; Nashville, Tenn.)

\* Southeastern Conference Game

Rankings listed are Associated Press

All Times Eastern

► TEAM GAME-BY-GAME STATS

	Date	Result	FG-A	Pct	3FG-A	Pct	FT-A	Pct	Rebounds O-D-Total	PF	Pts	A	TO	Blk	Stl	Min	Pts. at Half
Chattanooga			27-58	.466	5-18	.278	23-33	.697	12-24-36	26	82	12	14	3	9	200	34
at Tennessee	Nov. 11	L, 82-669	19-58	.328	1-16	.063	30-40	.750	19-23-42	24	69	4	18	7	3	200	29
Appalachian State			30-65	.462	10-26	.385	24-37	.649	17-22-39	27	94	14	18	1	4	200	38
at Tennessee	Nov. 15	W, 103-94	35-63	.556	8-19	.421	25-34	.735	10-23-33	29	103	26	12	5	7	200	50
vs. #16 Wisconsin			25-62	.403	7-19	.368	13-19	.684	8-28-36	12	74	16	18	5	7	200	40
Tennessee	Nov. 21	L, 74-62	27-48	.563	6-19	.316	6-6	1.000	9-16-25	17	662	10	10	2	7	200	32
vs. #13 Oregon			18-53	.340	5-17	.294	28-38	.737	11-26-37	19	69	9	21	8	9	225	32
Tennessee	Nov. 22	L, 69-65 OT	21-56	.375	5-22	.227	18-24	.750	12-30-42	29	65	9	25	6	11	225	32
vs. Chaminade			28-61	.459	9-25	.360	16-21	.762	13-22-35	18	81	11	18	1	6	200	40
Tennessee	Nov. 23	W, 95-81	36-69	.522	7-17	.412	16-20	.800	13-23-36	19	95	16	12	7	13	200	51
Georgia Tech			18-55	.327	6-13	.462	16-20	.800	15-16-31	22	58	12	19	2	9	200	25
at Tennessee	Dec. 3	W, 81-58	28-53	.528	6-11	.545	19-24	.792	12-25-37	23	81	18	16	1	8	200	42
Presbyterian			18-50	.360	7-18	.389	7-9	.778	10-24-34	17	50	11	22	1	4	200	28
at Tennessee	Dec. 6	W, 90-50	29-64	.453	16-33	.485	16-19	.842	13-24-37	15	90	18	7	5	9	200	40
at #7 North Carolina			29-73	.397	2-17	.118	13-24	.542	22-19-41	16	73	14	10	4	7	200	36
Tennessee	Dec. 11	L, 73-71	28-54	.519	3-13	.231	12-15	.800	7-25-32	22	71	11	16	6	5	200	44
Tennessee Tech			25-57	.439	7-21	.333	11-16	.688	7-24-31	23	68	12	12	1	6	200	25
at Tennessee	Dec. 13	W, 74-68	26-57	.456	6-20	.300	16-21	.762	11-28-39	18	74	17	14	6	5	200	43
Lipscomb			28-63	.444	12-28	.429	9-17	.529	8-21-29	25	77	17	9	2	6	200	58
at Tennessee	Dec. 15	W, 92-77	30-55	.545	4-11	.364	28-39	.718	10-31-41	17	92	16	12	4	5	200	49
vs. #8 Gonzaga			25-46	.543	9-20	.450	27-33	.818	8-34-42	30	86	13	20	4	6	200	43
Tennessee	Dec. 18	L, 86-76	21-69	.304	10-29	.345	24-33	.727	20-18-38	26	76	11	10	2	5	200	29
at ETSU			24-64	.375	8-17	.471	12-17	.706	15-20-35	21	68	13	13	5	8	200	23
Tennessee	Dec. 22	W, 72-68	24-55	.436	6-19	.316	18-27	.667	17-27-44	18	72	12	17	10	6	200	32
at Texas A&M			21-61	.344	5-17	.294	16-24	.667	18-26-44	18	63	10	16	2	3	200	29
Tennessee	Dec. 29	W, 73-63	23-58	.397	7-26	.269	20-25	.667	9-28-37	23	73	16	10	9	5	200	29
Arkansas			27-54	.500	5-11	.455	23-32	.719	5-31-36	24	82	11	9	5	5	200	37
at Tennessee	Jan. 3	L, 82-78	25-64	.391	5-19	.263	23-33	.697	14-29-43	23	78	15	8	3	4	200	39
at #24 Florida			28-56	.500	9-20	.450	18-26	.692	11-20-31	16	83	13	11	3	10	200	32
Tennessee	Jan. 7	L, 83-70	27-54	.500	6-14	.429	10-13	.769	9-22-31	22	70	10	19	1	6	200	33
South Carolina			22-54	.407	7-13	.538	19-27	.704	15-23-38	26	70	12	22	5	12	200	27
at Tennessee	Jan. 11	L, 70-60	17-52	.327	1-11	.091	25-33	.758	17-20-30	22	60	10	22	5	6	200	21
at Vanderbilt																	
Tennessee	Jan. 14																
at Ole Miss																	
Tennessee	Jan. 17																
Mississippi State																	
at Tennessee	Jan. 21																
Kentucky																	
at Tennessee	Jan. 24																
Kansas State																	
at Tennessee	Jan. 28																
at Auburn																	
Tennessee	Jan. 31																
at Mississippi State																	
Tennessee	Feb. 4																
Ole Miss																	
at Tennessee	Feb. 8																
Georgia																	
at Tennessee	Feb. 11																
at Kentucky																	
Tennessee	Feb. 14																
Missouri																	
at Tennessee	Feb. 18																
Vanderbilt																	
at Tennessee	Feb. 22																
at South Carolina																	
Tennessee	Feb. 25																
at LSU																	
Tennessee	March 1																
Alabama																	
at Tennessee	March 4																
vs. SEC Tournament																	
Tennessee	March 8-12																

Rankings listed are Associated Press

► INDIVIDUAL POINTS-REBOUNDS-ASSISTS

	Kyle Alexander	Jordan Bone	Jordan Bowden	Lucas Campbell	Lew Evans	John Fulkerson	Robert Hubbs III	Detrick Mostella	Kwe Parker	Shembari Phillips	Admiral Schofield	Lamonté Turner	Grant Williams	Brad Woodson
Chattanooga	7-8-0	21-1-1	0-1-0	DNP	0-0-0	0-2-0	11-7-2	2-1-0	INJ	8-5-0	0-3-0	12-2-0	8-10-1	DNP
Appalachian State	13-7-0	7-0-8	14-1-2	DNP	0-2-1	4-3-1	16-1-3	5-6-0	INJ	11-4-2	5-2-2	15-3-5	13-1-2	DNP
vs. #16 Wisconsin	2-6-0	0-0-1	2-1-0	DNP	0-0-0	0-2-0	12-2-1	12-3-1	0-0-1	16-2-1	7-0-2	5-0-2	6-3-1	DNP
vs. #13 Oregon	0-2-0	INJ	9-2-1	DNP	0-0-1	12-10-2	6-8-0	22-9-0	4-2-2	4-4-1	SUSP	5-2-1	3-3-1	DNP
vs. Chaminade	5-1-0	INJ	11-6-1	DNP	0-1-1	8-8-2	28-5-3	14-1-1	3-1-0	12-6-2	SUSP	4-2-4	10-4-2	DNP
Georgia Tech	4-3-1	INJ	5-0-2	DNP	7-6-3	128-1	10-3-0	7-3-1	0-0-0	14-5-7	SUSP	8-2-2	14-6-1	DNP
Presbyterian	0-3-1	INJ	21-5-2	0-0-0	0-1-1	2-4-2	14-2-1	3-3-2	0-1-0	7-3-4	5-3-0	24-3-3	9-8-2	5-0-0
at #7 North Carolina	2-1-0	INJ	12-5-2	DNP	3-1-0	8-4-1	21-6-1	2-3-1	DNP	7-0-2	0-1-1	9-1-1	7-6-2	DNP
Tennessee Tech	2-2-0	INJ	9-5-0	DNP	1-2-1	1-5-1	25-7-1	0-6-3	0-0-1	9-2-5	4-4-0	16-2-4	7-3-1	DNP
Lipscomb	0-1-0	INJ	7-4-1	DNP	9-5-3	0-0-0	22-10-1	11-7-1	1-3-1	9-4-5	INJ	3-1-4	30-6-0	DNP
vs. #8 Gonzaga	2-6-0	INJ	9-6-0	DNP	8-5-0	INJ	10-1-1	17-0-1	2-3-4	2-2-1	7-1-0	8-4-4	11-7-0	DNP
at ETSU	6-5-0	INJ	2-2-0	DNP	6-4-0	INJ	11-5-2	25-7-2	5-1-4	7-2-0	0-1-0	4-3-2	6-9-2	DNP
at Texas A&M	5-5-0	0-0-1	6-0-1	DNP	3-1-0	INJ	6-3-2	13-4-4	0-1-1	10-6-3	4-4-0	14-4-4	12-5-0	DNP
Arkansas	2-2-0	6-1-3	0-2-1	DNP	4-0-2	INJ	21-7-2	16-4-1	4-0-2	0-7-2	7-6-0	5-0-2	15-11-0	DNP
at #24 Florida	4-4-0	6-1-2	15-1-1	DNP	0-0-0	INJ	8-4-2	9-2-0	0-1-0	0-0-0	18-10-1	4-3-4	6-1-0	DNP
South Carolina	3-4-0	7-1-1	4-2-0	DNP	2-3-0	INJ	12-7-2		0-2-1	0-2-1	5-2-3	12-2-2	15-6-0	DNP
at Vanderbilt														
at Ole Miss														
Mississippi State														
Kentucky														
Kansas State														
at Auburn														
at Mississippi State														
Ole Miss														
Georgia														
at Kentucky														
Missouri														
Vanderbilt														
at South Carolina														
at LSU														
Alabama														
SEC Tournament														

Rankings listed are Associated Press

GAME-BY-GAME STARTERS

OPPONENT	1	2	3	4	5	OPPONENT	1	2	3	4	5
Chattanooga	Bone	Mostella	Hubbs III	Schofield	Alexander	Kansas State					
App. State	Bone	Phillips	Bowden	Hubbs III	Alexander	Auburn	Alexander				
#16 Wisconsin	Turner	Phillips	Bowden	Hubbs III	Alexander	Mississippi State					
#13 Oregon	Phillips	Bowden	Hubbs III	Williams	Alexander	Kentucky					
Chaminade	Phillips	Bowden	Hubbs III	Williams	Fulkerson	Missouri					
Georgia Tech	Phillips	Bowden	Hubbs III	Williams	Fulkerson	Vanderbilt					
Presbyterian	Phillips	Bowden	Hubbs III	Williams	Fulkerson	South Carolina					
#7 North Carolina	Phillips	Bowden	Hubbs III	Williams	Fulkerson	LSU					
Tennessee Tech	Phillips	Bowden	Hubbs III	Williams	Fulkerson	Alabama					
Lipscomb	Phillips	Bowden	Hubbs III	Williams	Fulkerson						
#8 Gonzaga	Phillips	Bowden	Hubbs III	Evans	Williams						
ETSU	Turner	Bowden	Hubbs III	Williams	Alexander						
Texas A&M	Turner	Bowden	Hubbs III	Williams	Alexander						
Arkansas	Turner	Bowden	Hubbs III	Williams	Alexander						
#24 Florida	Bone	Bowden	Hubbs III	Williams	Alexander						
South Carolina	Bone	Bowden	Hubbs III	Williams	Alexander						
Vanderbilt											
Ole Miss											
Mississippi State											
Kentucky											

► HIGHS & LOWS

TENNESSEE INDIVIDUAL GAME HIGHS

Points	30	Williams, Grant vs Lipscomb (12/15/16)
	28	Hubbs III, Robert vs Chaminade (11/23/16)
	25	Mostella, Detrick at ETSU (12/22/16)
	25	Hubbs III, Robert vs Tennessee Tech (12/13/16)
	24	Turner, Lamonte vs Presbyterian (12/06/16)
Field Goals Made	10	Williams, Grant vs Lipscomb (12/15/16)
	10	Hubbs III, Robert vs Tennessee Tech (12/13/16)
	10	Hubbs III, Robert vs Chaminade (11/23/16)
Field Goal Att.	19	Hubbs III, Robert vs Chaminade (11/23/16)
	17	Hubbs III, Robert vs Tennessee Tech (12/13/16)
FG Pct (min 5 made)	.833 (10-12)	Williams, Grant vs Lipscomb (12/15/16)
	.818 (9-11)	Hubbs III, Robert at North Carolina (12/11/16)
3-Point FG Made	7	Turner, Lamonte vs Presbyterian (12/06/16)
	5	Turner, Lamonte vs Tennessee Tech (12/13/16)
	5	Bowden, Jordan vs Presbyterian (12/06/16)
3-Point FG Att.	11	Turner, Lamonte vs Presbyterian (12/06/16)
	10	Mostella, Detrick vs Gonzaga (12/18/16)
	10	Bowden, Jordan vs Presbyterian (12/06/16)
3-Pt FG Pct (min 2 made)	1.000 (2-2)	Phillips, Shembari at ETSU (12/22/16)
	1.000 (2-2)	Phillips, Shembari vs Georgia Tech (12/03/16)
	1.000 (2-2)	Phillips, Shembari vs Appalachian State (11/15/16)
Free Throws Made	10	Williams, Grant vs Lipscomb (12/15/16)
	9	Williams, Grant vs South Carolina (01/11/17)
	9	Williams, Grant vs Arkansas (01/03/17)
Free Throw Att.	14	Williams, Grant vs Arkansas (01/03/17)
	13	Williams, Grant vs Lipscomb (12/15/16)
FT Pct (min 3 made)	1.000 (8-8)	Turner, Lamonte at Texas A&M (12/29/16)
	1.000 (8-8)	Turner, Lamonte vs Chattanooga (11/11/16)
	1.000 (7-7)	Hubbs III, Robert vs Chaminade (11/23/16)
	1.000 (6-6)	Mostella, Detrick at ETSU (12/22/16)
	1.000 (6-6)	Turner, Lamonte vs Appalachian State (11/15/16)
	1.000 (6-6)	Phillips, Shembari vs Chattanooga (11/11/16)
	1.000 (5-5)	Hubbs III, Robert vs Tennessee Tech (12/13/16)
	1.000 (4-4)	Hubbs III, Robert vs South Carolina (01/11/17)
	1.000 (4-4)	Schofield, Admiral vs Arkansas (01/03/17)
	1.000 (4-4)	Schofield, Admiral vs Gonzaga (12/18/16)
	1.000 (4-4)	Bowden, Jordan vs Gonzaga (12/18/16)
	1.000 (4-4)	Bowden, Jordan vs Lipscomb (12/15/16)
	1.000 (4-4)	Hubbs III, Robert vs Presbyterian (12/06/16)
	1.000 (4-4)	Hubbs III, Robert vs Georgia Tech (12/03/16)
	1.000 (4-4)	Phillips, Shembari vs Georgia Tech (12/03/16)
	1.000 (4-4)	Phillips, Shembari vs Oregon (11/22/16)
	1.000 (4-4)	Hubbs III, Robert vs Appalachian State (11/15/16)
	1.000 (4-4)	Bone, Jordan vs Chattanooga (11/11/16)
	1.000 (3-3)	Hubbs III, Robert at North Carolina (12/11/16)
	1.000 (3-3)	Phillips, Shembari vs Wisconsin (11/21/16)
	1.000 (3-3)	Mostella, Detrick vs Wisconsin (11/21/16)

TENNESSEE TEAM GAME HIGHS

POINTS	103	APPALACHIAN STATE (11/15/16)
	95	vs Chaminade (11/23/16)
	92	LIPSCOMB (12/15/16)
	90	PRESBYTERIAN (12/06/16)
	81	GEORGIA TECH (12/03/16)
FIELD GOALS MADE	36	vs Chaminade (11/23/16)
	35	APPALACHIAN STATE (11/15/16)
FIELD GOAL ATTEMPTS	69	vs Gonzaga (12/18/16)
	69	vs Chaminade (11/23/16)
FIELD GOAL PERCENTAGE	.556 (35-63)	APPALACHIAN STATE (11/15/16)
	.545 (30-55)	LIPSCOMB (12/15/16)
3 PT FIELD GOALS MADE	16	PRESBYTERIAN (12/06/16)
	10	vs Gonzaga (12/18/16)
3 PT FG ATTEMPTS	33	PRESBYTERIAN (12/06/16)
	29	vs Gonzaga (12/18/16)
3 PT FG PERCENTAGE	.545 (6-11)	GEORGIA TECH (12/03/16)
	.485 (16-33)	PRESBYTERIAN (12/06/16)
FREE THROWS MADE	30	CHATTANOOGA (11/11/16)
	28	LIPSCOMB (12/15/16)
FREE THROW ATTEMPTS	40	CHATTANOOGA (11/11/16)
	39	LIPSCOMB (12/15/16)
FREE THROW PERCENTAGE	1.000 (6-6)	vs Wisconsin (11/21/16)
	.842 (16-19)	PRESBYTERIAN (12/06/16)
	44	at ETSU (12/22/16)
REBOUNDS	43	ARKANSAS (01/03/17)
ASSISTS	26	APPALACHIAN STATE (11/15/16)
	18	PRESBYTERIAN (12/06/16)
	18	GEORGIA TECH (12/03/16)
STEALS	13	vs Chaminade (11/23/16)
	11	vs Oregon (11/22/16)
BLOCKED SHOTS	10	at ETSU (12/22/16)
	9	at Texas A&M (12/29/16)
TURNOVERS	25	vs Oregon (11/22/16)
	22	SOUTH CAROLINA (01/11/17)
FOULS	29	vs Oregon (11/22/16)

TENNESSEE TEAM GAME LOWS

POINTS	60	SOUTH CAROLINA (01/11/17)
	62	vs Wisconsin (11/21/16)
	65	vs Oregon (11/22/16)
	69	CHATTANOOGA (11/11/16)
	70	at Florida (01/07/17)
FIELD GOALS MADE	17	SOUTH CAROLINA (01/11/17)
	19	CHATTANOOGA (11/11/16)
FIELD GOAL ATTEMPTS	52	SOUTH CAROLINA (01/11/17)
	53	GEORGIA TECH (12/03/16)
FIELD GOAL PERCENTAGE	.304 (21-69)	vs Gonzaga (12/18/16)
	.327 (17-52)	SOUTH CAROLINA (01/11/17)
3 PT FIELD GOALS MADE	1	CHATTANOOGA (11/11/16)
	1	SOUTH CAROLINA (01/11/17)
3 PT FG ATTEMPTS	11	GEORGIA TECH (12/03/16)
	11	LIPSCOMB (12/15/16)
3 PT FG PERCENTAGE	.063 (1-16)	CHATTANOOGA (11/11/16)
	.091 (1-11)	SOUTH CAROLINA (01/11/17)
FREE THROWS MADE	6	vs Wisconsin (11/21/16)
	10	at Florida (01/07/17)
FREE THROW ATTEMPTS	6	vs Wisconsin (11/21/16)
	13	at Florida (01/07/17)
FREE THROW PERCENTAGE	.667 (18-27)	at ETSU (12/22/16)
	.697 (23-33)	ARKANSAS (01/03/17)
REBOUNDS	25	vs Wisconsin (11/21/16)
	31	at Florida (01/07/17)
ASSISTS	4	CHATTANOOGA (11/11/16)
	9	vs Oregon (11/22/16)
STEALS	3	CHATTANOOGA (11/11/16)
	4	ARKANSAS (01/03/17)
BLOCKED SHOTS	1	GEORGIA TECH (12/03/16)
	1	at Florida (01/07/17)
TURNOVERS	7	PRESBYTERIAN (12/06/16)
	8	ARKANSAS (01/03/17)
FOULS	15	PRESBYTERIAN (12/06/16)
	17	vs Wisconsin (11/21/16)
	17	LIPSCOMB (12/15/16)

OPPONENT INDIVIDUAL GAME HIGHS

Points	28	Mathews, Garrison vs Lipscomb (12/15/16)
	23	Allen, KeVaughn at Florida (01/07/17)
	22	Thornwell, Sindarius vs South Carolina (01/11/17)
	22	Goodwin, Rohndel vs Chaminade (11/23/16)
	22	Tuoyo, Justin vs Chattanooga (11/11/16)
Field Goals Made	10	Mathews, Garrison vs Lipscomb (12/15/16)
	9	Koenig, Bronson vs Wisconsin (11/21/16)
	9	Tuoyo, Justin vs Chattanooga (11/11/16)
Field Goal Att.	20	Mathews, Garrison vs Lipscomb (12/15/16)
	17	Shabazz, Ronshad vs Appalachian State (11/15/16)
FG Pct (min 5 made)	.857 (6-7)	Happ, Ethan vs Wisconsin (11/21/16)
	.833 (5-6)	Leon, Justin at Florida (01/07/17)
3-Point FG Made	5	Mathews, Garrison vs Lipscomb (12/15/16)
	5	Good, Patrick vs Appalachian State (11/15/16)
3-Point FG Att.	10	Mathews, Garrison vs Lipscomb (12/15/16)
	9	Mathews, Jordan vs Gonzaga (12/18/16)
	9	Shastri, Kiran vs Chaminade (11/23/16)
	9	Koenig, Bronson vs Wisconsin (11/21/16)
	9	Shabazz, Ronshad vs Appalachian State (11/15/16)
3-Pt FG Pct (min 2 made)	1.000 (3-3)	Moore, Darius vs Presbyterian (12/06/16)
	1.000 (3-3)	Hayes, Nigel vs Wisconsin (11/21/16)
	1.000 (2-2)	Barford, Jaylen vs Arkansas (01/03/17)
	1.000 (2-2)	DESONTA BRADFORD at ETSU (12/22/16)
	1.000 (2-2)	Brooks, Dillon vs Oregon (11/22/16)
Free Throws Made	12	Macon, Daryl vs Arkansas (01/03/17)
	9	Thornwell, Sindarius vs South Carolina (01/11/17)
Free Throw Att.	13	Macon, Daryl vs Arkansas (01/03/17)
	10	Thornwell, Sindarius vs South Carolina (01/11/17)
	10	Brooks, Dillon vs Oregon (11/22/16)
	10	Kinney, Griffin vs Appalachian State (11/15/16)
FT Pct (min 3 made)	1.000 (6-6)	Leon, Justin at Florida (01/07/17)
	1.000 (6-6)	Collins, Zach vs Gonzaga (12/18/16)
	1.000 (4-4)	Jugovic, Aleksa vs Tennessee Tech (12/13/16)
	1.000 (4-4)	Lammers, Ben vs Georgia Tech (12/03/16)
	1.000 (4-4)	Shastri, Kiran vs Chaminade (11/23/16)
	1.000 (3-3)	Boucher, Chris vs Oregon (11/22/16)
	1.000 (3-3)	Benson, Casey vs Oregon (11/22/16)
	1.000 (3-3)	Trice, D'Mitrik vs Wisconsin (11/21/16)
	1.000 (3-3)	Holley, Bennett vs Appalachian State (11/15/16)
Rebounds	14	Lammers, Ben vs Georgia Tech (12/03/16)
	12	Tony Trocha-Morelos at Texas A&M (12/29/16)
Assists	7	DESONTA BRADFORD at ETSU (12/22/16)
	7	Hill, Kasey at Florida (01/07/17)
	7	Britt, Nate at North Carolina (12/11/16)
Steals	5	Britt, Nate at North Carolina (12/11/16)
	4	Thornwell, Sindarius vs South Carolina (01/11/17)

OPPONENT TEAM GAME HIGHS

POINTS	94	APPALACHIAN STATE (11/15/16)
	86	vs Gonzaga (12/18/16)
	83	at Florida (01/07/17)
	82	ARKANSAS (01/03/17)
	82	CHATTANOOGA (11/11/16)
FIELD GOALS MADE	30	APPALACHIAN STATE (11/15/16)
	29	at North Carolina (12/11/16)
FIELD GOAL ATTEMPTS	73	at North Carolina (12/11/16)
	65	APPALACHIAN STATE (11/15/16)
FIELD GOAL PERCENTAGE	.563 (27-48)	vs Wisconsin (11/21/16)
	.543 (25-46)	vs Gonzaga (12/18/16)
3 PT FIELD GOALS MADE	12	LIPSCOMB (12/15/16)
	10	APPALACHIAN STATE (11/15/16)
3 PT FG ATTEMPTS	28	LIPSCOMB (12/15/16)
	26	APPALACHIAN STATE (11/15/16)
3 PT FG PERCENTAGE	.538 (7-13)	SOUTH CAROLINA (01/11/17)
	.471 (8-17)	at ETSU (12/22/16)
FREE THROWS MADE	28	vs Oregon (11/22/16)
	27	vs Gonzaga (12/18/16)
FREE THROW ATTEMPTS	38	vs Oregon (11/22/16)
	37	APPALACHIAN STATE (11/15/16)
FREE THROW PERCENTAGE	.818 (27-33)	vs Gonzaga (12/18/16)
	.800 (16-20)	GEORGIA TECH (12/03/16)
REBOUNDS	44	at Texas A&M (12/29/16)
	42	vs Gonzaga (12/18/16)
ASSISTS	17	LIPSCOMB (12/15/16)
	16	vs Wisconsin (11/21/16)
STEALS	12	SOUTH CAROLINA (01/11/17)
	10	at Florida (01/07/17)
BLOCKED SHOTS	8	vs Oregon (11/22/16)
	5	SOUTH CAROLINA (01/11/17)
	5	ARKANSAS (01/03/17)
	5	at ETSU (12/22/16)
	5	vs Wisconsin (11/21/16)
TURNOVERS	22	SOUTH CAROLINA (01/11/17)
	22	PRESBYTERIAN (12/06/16)
FOULS	30	vs Gonzaga (12/18/16)
	27	APPALACHIAN STATE (11/15/16)

OPPONENT TEAM GAME LOWS

POINTS	50	PRESBYTERIAN (12/06/16)
	58	GEORGIA TECH (12/03/16)
	63	at Texas A&M (12/29/16)
	68	TENNESSEE TECH (12/13/16)
	68	at ETSU (12/22/16)
FIELD GOALS MADE	18	vs Oregon (11/22/16)
	18	GEORGIA TECH (12/03/16)
	18	PRESBYTERIAN (12/06/16)
FIELD GOAL ATTEMPTS	46	vs Gonzaga (12/18/16)
	48	vs Wisconsin (11/21/16)
FIELD GOAL PERCENTAGE	.327 (18-55)	GEORGIA TECH (12/03/16)
	.340 (18-53)	vs Oregon (11/22/16)
3 PT FIELD GOALS MADE	2	at North Carolina (12/11/16)
	5	CHATTANOOGA (11/11/16)
	5	vs Oregon (11/22/16)
	5	at Texas A&M (12/29/16)
	5	ARKANSAS (01/03/17)
3 PT FG ATTEMPTS	11	ARKANSAS (01/03/17)
	13	GEORGIA TECH (12/03/16)
	13	SOUTH CAROLINA (01/11/17)
3 PT FG PERCENTAGE	.118 (2-17)	at North Carolina (12/11/16)
	.278 (5-18)	CHATTANOOGA (11/11/16)
FREE THROWS MADE	7	PRESBYTERIAN (12/06/16)
	9	LIPSCOMB (12/15/16)
FREE THROW ATTEMPTS	16	PRESBYTERIAN (12/06/16)
	16	TENNESSEE TECH (12/13/16)
FREE THROW PERCENTAGE	.529 (9-17)	LIPSCOMB (12/15/16)
	.542 (13-24)	at North Carolina (12/11/16)
REBOUNDS	29	LIPSCOMB (12/15/16)
	31	GEORGIA TECH (12/03/16)
	31	TENNESSEE TECH (12/13/16)
	31	at Florida (01/07/17)
ASSISTS	9	vs Oregon (11/22/16)
	10	at Texas A&M (12/29/16)
STEALS	3	at Texas A&M (12/29/16)
	4	APPALACHIAN STATE (11/15/16)
	4	PRESBYTERIAN (12/06/16)

► SUPERLATIVES

ATTENDANCE SUMMARY

	Games	Totals	Average
Home	8	86,841	12,579
Away	4	44,666	11,167
Neutral	4	20,984	5,246
Total	16	140,598	9,672

■ UT's RECORD WHEN...

Leading at halftime	6-3
Trailing at halftime	1-5
Tied at halftime	1-0
Leading with 10:00 remaining	8-1
Trailing with 10:00 remaining	0-7
Tied with 10:00 remaining	0-0
Leading with 5:00 remaining	7-1
Trailing with 5:00 remaining	1-7
Tied with 5:00 remaining	0-0
In Overtime	0-0
Tennessee out-rebounds opponent	6-3
Tennessee is out-rebounded	2-4
Same amount of rebounds	0-1
Tennessee commits more turnovers	3-4
Opponent commits more turnovers	5-3
Same amount of turnovers	0-1
Tennessee shoots 50 percent or better	4-2
Opponent shoots 50 percent or better	0-4
Tennessee shoots less than 50 percent	4-6
Opponent shoots less than 50 percent	8-4
Tennessee shoots better than opponent	8-2
Opponent shoots better than Tennessee	0-5
Same shooting percentage	0-1
Tennessee has more free-throw attempts	7-3
Opponent has more free-throw attempts	1-4
Same amount of free-throw attempts	0-1
Tennessee bench outscores opponent bench	8-5
Opponent bench outscores Tennessee bench	0-3
Benches score the same	0-0
Tennessee scores less than 50	0-0
Tennessee scores between 50-59	0-0
Tennessee scores between 60-69	0-4
Tennessee scores between 70-79	3-4
Tennessee scores between 80-89	1-0
Tennessee scores between 90-99	3-0
Tennessee scores 100 or more	1-0
Opponent scores less than 50	1-0
Opponent scores between 50-59	1-0
Opponent scores between 60-69	3-1
Opponent scores between 70-79	1-3
Opponent scores between 80-89	1-4
Opponent scores between 90-99	1-0
Opponent scores 100 or more	0-0
In November	2-3
In December	6-2
In January	0-3
In February	0-0
In March	0-0
On Monday	0-1
On Tuesday	2-2
On Wednesday	1-1
On Thursday	3-0
On Friday	0-1
On Saturday	1-1
On Sunday	0-2

Starting Lineups (listed in order of positions, 1-5)

**W-L**

0-1	Bone, Mostella, Hubbs III, Schofield, Alexander
1-0	Bone, Phillips, Bowden, Hubbs III, Alexander
0-1	Turner, Phillips, Bowden, Hubbs III, Alexander
0-1	Phillips, Bowden, Hubbs III, Williams, Alexander
5-1	Phillips, Bowden, Hubbs III, Williams, Fulkerson
0-1	Phillips, Bowden, Hubbs III, Evans, Williams
2-1	Turner, Bowden, Hubbs III, Williams, Alexander
0-2	Bone, Bowden, Hubbs III, Williams, Alexander

Margin of Victory/Defeat

	1	2	3	4	5	6	7	8	9	10	11-15	16-19	20-24	25+
Wins	-	-	-	1	-	1	-	-	1	1	1	1	1	1
Losses	-	1	-	2	-	-	-	-	-	2	3	-	-	-

Most First Half Points

Tennessee	51	vs. Chaminade (11/23/16)
Opponents	58	Lipscomb (12/15/16)

Most Second Half Points

Tennessee	53	vs. App State (11/15/16)
Opponents	56	App State (11/15/16)

Fewest First Half Points

Tennessee	21	vs. South Carolina (1/11/17)
Opponents	23	ETSU (12/22/16)

Fewest Second Half Points

Tennessee	30	vs. Wisconsin (11/21/16)
Opponents	19	Lipscomb (12/15/16)

Largest Halftime Lead

Tennessee	18	vs. Tennessee Tech (12/13/16)
Opponents	14	Gonzaga (12/18/16)

Largest Margin of Victory

Tennessee	40	vs. Presbyterian (12/6/16)
Opponents	13	Chattanooga and Florida

Jump Balls Controlled

Tennessee	10
Opponents	7

Points Leader\* Sea Car

Robert Hubbs	5	9
Detrick Mostella	3	9
Grant Williams	3	3
Shembari Phillips	2	3
Lamonté Turner	2	2
Jordan Bone	1	1
Admiral Schofield	1	1

Blocks Leader\* Sea Car

Grant Williams	9	9
Kyle Alexander	6	17
John Fulkerson	2	2
Detrick Mostella	1	3
Admiral Schofield	-	3
Shembari Phillips	-	1
Robert Hubbs	-	3

Double-Doubles Sea Car

Lew Evans	-	4
John Fulkerson	1	1
Robert Hubbs	1	1
Admiral Schofield	1	1
Grant Williams	1	1

How Scored First Points

Jump Shot	6
Free Throw	4
Lay-up	4
Dunk	1
3-Pointer	1
Tip-in	-

Reb. Leader\* Sea Car

Grant Williams	6	6
Robert Hubbs	4	7
John Fulkerson	3	3
Kyle Alexander	2	6
Shembari Phillips	1	2
Admiral Schofield	1	5
Detrick Mostella	-	1

10+ Points Sea Car

Robert Hubbs	13	39
Detrick Mostella	8	23
Grant Williams	8	8
Lamonté Turner	6	6
Jordan Bowden	5	5
Shembari Phillips	5	12
John Fulkerson	2	2
Kyle Alexander	1	1
Jordan Bone	1	1
Admiral Schofield	1	13

Charges Drawn Sea Ca

Kyle Alexander	3	7
Shembari Phillips	3	6
Robert Hubbs	2	6
Detrick Mostella	2	6
Lamonté Turner	2	2
Grant Williams	2	2
Lew Evans	2	2
John Fulkerson	1	1
Admiral Schofield	1	12

Scored UT's First Points

Jordan Bowden	4
Robert Hubbs III	4
Grant Williams	4
Kyle Alexander	1
Jordan Bone	1
John Fulkerson	1
Detrick Mostella	1

Assists Leader\* Sea Car

Shembari Phillips	5	5
Lamonté Turner	5	5
Kwe Parker	3	3
Jordan Bone	2	2
Admiral Schofield	2	3
Jordan Bowden	1	1
John Fulkerson	1	1
Robert Hubbs	1	4
Detrick Mostella	1	2
Grant Williams	1	1

20+ Points Sea Car

Robert Hubbs	5	6
Detrick Mostella	2	3
Jordan Bone	1	1
Jordan Bowden	1	1
Lamonté Turner	1	1
Grant Williams	1	1
Shembari Phillips	-	1
Admiral Schofield	-	1

Floor Burns

(Diving Efforts) Sea Car

Grant Williams	6	6
Lamonté Turner	6	6
John Fulkerson	4	4
Shembari Phillips	4	9
Kyle Alexander	3	20
Jordan Bowden	3	3
Kwe Parker	3	3
Admiral Schofield	3	17
Jordan Bone	1	1
Robert Hubbs	-	14
Brad Woodson	-	1

First Off UT Bench^

Lew Evans	7
Detrick Mostella	6
Lamonté Turner	3
Kyle Alexander	2
Grant Williams	2
John Fulkerson	1
Kwe Parker	1
Shembari Phillips	1
Admiral Schofield	1

Steals Leader\* Sea Car

Jordan Bowden	6	6
Robert Hubbs	4	9
Lamonté Turner	4	4
John Fulkerson	3	3
Shembari Phillips	3	5
Jordan Bone	2	2
Grant Williams	2	2
Kyle Alexander	1	2
Kwe Parker	1	1
Detrick Mostella	-	5
Admiral Schofield	-	4
Brad Woodson	-	1

30+ Points Sea Car

Grant Williams	1	1
----------------	---	---

10+ Rebounds Sea Car

John Fulkerson	1	1
Robert Hubbs	1	1
Admiral Schofield	1	1
Grant Williams	2	2

10+ Assists Sea Car

-	-	-
---	---	---

Free Throws in

Final Four Minutes^

Jordan Bowden	3-3
Jordan Bone	2-2
Lew Evans	2-2
Brad Woodson	2-2
Lamonté Turner	25-26
Detrick Mostella	7-8
Shembari Phillips	9-11
Grant Williams	10-14
John Fulkerson	2-3
Robert Hubbs III	3-5
Kyle Alexander	2-4

^ also includes all of OT

\* Includes all ties

# BOX SCORES

## Official Basketball Box Score -- Game Totals -- Final Statistics Chattanooga vs Tennessee 11/11/16 7:03 p.m. at Knoxville, Tenn. (Thompson-Boling Arena)

#	Player	Total		3-Ptr		Rebounds		PF	TP	A	TO	Bk	Stl	Min
		FG	FGA	FG	FGA	FT	FTA							
1	McLean, Tre	6	12	1-3	8-9	2	8	10	1	21	2	0	4	36
2	Tuoyo, Justin	9	15	0-0	4-6	5	6	11	3	22	0	0	2	32
1	Pyvor, Greg	9	4	3-6	3-5	1	0	1	4	4	4	0	1	34
4	Jones, Casey	9	9	0-0	1-2	0	2	5	7	2	3	0	1	36
4	Burroughs-Cook, J.	9	4	0-1	2-3	0	0	3	1	11	0	2	0	22
10	Woods, Peyton	9	4	0-0	0-0	0	0	0	3	1	0	0	1	13
2	Chatman, Rodney	9	3	0-0	2-5	0	1	2	2	2	2	0	1	14
21	Landon, Makinde	9	3	0-1	0-0	1	1	2	0	1	0	0	1	17
3	Dixon, Nat	9	2	0-0	1-1	2	2	0	1	0	0	0	0	17
	Team			2-3	5	2	5							
Totals		27-58	5-18	13-33	12	24	36	26	82	12	14	3	9	200
FG % 1st Half:		10-29	34.2%	2nd Half:	17-29	58.6%	Game:	27-58	46.6%	Rebounds		Deat		
3FG % 1st Half:		4-13	30.8%	2nd Half:	1-5	20.0%	Game:	5-18	27.8%	Rebounds		Deat		
FT % 1st Half:		10-15	66.7%	2nd Half:	13-18	72.2%	Game:	23-33	69.7%	Rebounds		Deat		

### Tennessee 69 • 0-1

#	Player	Total		3-Ptr		Rebounds		PF	TP	A	TO	Bk	Stl	Min
		FG	FGA	FG	FGA	FT	FTA							
11	Alexander, Kyle	1	3	0-0	5-8	4	4	8	7	0	4	0	1	28
5	Schofield, Admiral	0	3	0-2	0	0	3	3	2	0	2	0	0	13
0	Bone, Jordan	0	8	0-4	1	4	1	3	21	1	2	0	0	31
15	Mostella, Detrick	0	4	0-1	0-2	0	0	3	7	0	3	0	0	12
3	Hubbs III, Robert	0	4	0-1	3-4	3	4	7	11	2	1	0	0	32
1	Turner, Lamonte	2	10	0-6	8-8	1	2	4	12	0	1	0	1	23
10	Fulkerson, John	0	0	0	0	2	2	1	0	0	1	0	0	8
2	Williams, Grant	2	5	0-0	4-6	6	4	10	8	1	4	2	0	23
21	Evans, Lew	0	0	0-0	0	0	0	1	0	1	0	0	1	3
21	Bowden, Jordan	0	0	0	0	0	0	0	0	0	0	0	0	6
5	Phillips, Shembari	1	4	0-1	6-6	2	3	5	8	2	0	2	1	23
	Team			1-1	2	1	2							
Totals		19-58	1-16	3-0	19	23	42	24	69	4	18	7	3	200
FG % 1st Half:		8-24	33.3%	2nd Half:	11-34	32.4%	Game:	19-58	32.8%	Rebounds		Deat		
3FG % 1st Half:		1-7	14.3%	2nd Half:	0-0	0.0%	Game:	1-16	6.3%	Rebounds		Deat		
FT % 1st Half:		12-16	75.0%	2nd Half:	18-24	75.0%	Game:	30-40	75.0%	Rebounds		Deat		

Officials: Glenda Poole, Sean Casey, Will Howard  
Technical Fouls: Chattanooga-Tuoyo, Justin. Tennessee-None.  
Attendance: 14483

Score by periods	1st	2nd	Total
Chattanooga	34	48	82
Tennessee	29	40	69

Points in the Paint: Chattanooga 26, Tennessee 22  
Turnovers: Chattanooga 13, Tennessee 12  
Fast Break Points: Chattanooga 13, Tennessee 7  
Largest Lead: Chattanooga 13, Tennessee 10  
Timeouts: Chattanooga 3, Tennessee 3  
Lead Changed: 1 time  
Game Tied: 0 times

- Taking the court with its youngest lineup in 20 years, Tennessee dropped its season-opener 82-69 to Chattanooga Nov. 11, 2016 in Thompson-Boling Arena.
- The Vols (0-1) took a 17-0 lead on freshman guard Jordan Bone's 3-pointer with 10:32 to go in the first half, which marked their biggest lead of the night and their only made shot from long range. Tennessee finished 1-16 from 3-point range and shot just 32.8 percent from the field.
- Bone, whose older brother Josh played at UT from 2009-11, led the Vols with 21 points on 8-of-14 shooting in his Tennessee debut. Another freshman, Lamonte Turner added 12 points off the bench. Grant Williams, a 6-foot-5 freshman, had a team-high 10 rebounds for Tennessee.
- Senior Justin Tuoyo led Chattanooga with a game-high-22 rebounds, while Tre' McLean added 20. Tuoyo (11) and McLean (10) posted double-digit total points.
- The Mocs (1-0) had plenty of success on the road last season, picking up victories at Georgia, Illinois and Dayton on their way to a school-record 29 victories and the second-round of the NCAA Tournament. All three of Chattanooga's leading scorers from last year were on the court.
- The loss marked just the third time Tennessee has lost its season-opener in 30 years at Thompson-Boling Arena.

## Official Basketball Box Score -- Game Totals -- Final Statistics Tennessee vs Wisconsin 11-21-16 9:30 a.m. at Lahaina Civic Center, Maui, Hawaii

#	Player	Total		3-Ptr		Rebounds		PF	TP	A	TO	Bk	Stl	Min
		FG	FGA	FG	FGA	FT	FTA							
11	Alexander, Kyle	1	3	0-0	0-0	2	4	6	0	2	0	1	1	27
9	Turner, Lamonte	3	8	1-4	0-0	1	5	2	0	3	0	0	3	23
03	Hubbs III, Robert	6	11	0-1	0-0	0	2	4	12	1	2	0	1	31
23	Bowden, Jordan	5	9	0-0	0-0	1	0	1	2	0	0	0	0	29
25	Phillips, Shembari	9	9	3-4	3-3	2	2	1	16	2	1	0	1	29
00	Bone, Jordan	0	2	0-0	0-0	0	0	0	0	0	0	0	0	7
02	Williams, Grant	5	9	3-4	3-3	2	2	3	6	1	0	0	2	22
05	Schofield, Admiral	3	5	1-2	0-0	0	0	0	3	7	2	0	0	13
10	Fulkerson, John	0	0	0-0	0-0	0	2	2	1	0	1	0	0	5
15	Mostella, Detrick	0	0	0-0	0-0	0	2	0	2	0	1	0	0	6
21	Evans, Lew	0	1	0-0	0-0	0	0	0	0	0	0	0	0	3
	Team			4-2	6	1	3	4						
Totals		25-62	11-19	6-6	9	16	25	17	62	10	12	0	7	200
FG % 1st Half:		12-33	36.4%	2nd Half:	13-29	44.8%	Game:	25-62	40.3%	Rebounds		Deat		
3FG % 1st Half:		5-12	41.7%	2nd Half:	1-7	14.3%	Game:	6-19	31.6%	Rebounds		Deat		
FT % 1st Half:		3-3	100.0%	2nd Half:	3-3	100.0%	Game:	6-6	100.0%	Rebounds		Deat		

### Wisconsin 74 • 3-1

#	Player	Total		3-Ptr		Rebounds		PF	TP	A	TO	Bk	Stl	Min
		FG	FGA	FG	FGA	FT	FTA							
10	Hays, Nigel	4	8	3-3	6-9	2	8	10	17	2	3	2	3	32
22	Payton, Ethan	6	7	0-0	4-7	3	6	1	16	1	5	0	0	29
30	Brown, Vito	2	4	0-1	0-0	0	3	2	4	1	3	0	0	14
3	Shawalter, Zak	4	8	1-4	0-0	0	3	3	9	3	1	2	3	33
24	Bronson, Bronson	9	15	3-9	0-0	0	1	1	21	4	1	1	1	32
00	Trice, D'Mitric	1	2	0-1	3-3	0	4	4	1	5	1	0	0	24
11	Hill, Jordan	0	1	0-1	0-0	0	0	0	0	0	1	0	0	2
24	Moore, IV, Charles	0	0	0-0	0-0	0	0	0	0	0	0	0	0	2
21	Iverson, Khalil	1	2	0-0	0-0	0	1	2	2	1	2	0	0	14
25	Illikainen, Alex	0	1	0-0	0-0	2	2	4	1	0	1	0	1	17
	Team			1	3	4								
Totals		27-48	7-19	13-19	8	28	36	12	74	16	18	5	7	200
FG % 1st Half:		15-27	55.3%	2nd Half:	11-21	52.4%	Game:	27-48	56.3%	Rebounds		Deat		
3FG % 1st Half:		4-12	33.3%	2nd Half:	4-12	33.3%	Game:	8-24	33.3%	Rebounds		Deat		
FT % 1st Half:		5-5	100.0%	2nd Half:	8-14	57.1%	Game:	13-19	68.4%	Rebounds		Deat		

Officials: Ted Valentine, Kevin Ferguson, Tony Chizwa  
Technical Fouls: Tennessee-None. Wisconsin-None.  
Attendance: 2400

Score by periods	1st	2nd	Total
Tennessee	32	34	66
Wisconsin	40	34	74

Points in the Paint: Tennessee 22, Wisconsin 28  
Turnovers: Tennessee 12, Wisconsin 12  
Fast Break Points: Tennessee 12, Wisconsin 7  
Largest Lead: Tennessee 10, Wisconsin 10  
Timeouts: Tennessee 3, Wisconsin 3  
Lead Changed: 4 times  
Game Tied: 2 times

## Official Basketball Box Score -- Game Totals -- Final Statistics Tennessee vs Chattanooga 11-23-16 9 a.m. at Lahaina Civic Center, Maui, Hawaii

#	Player	Total		3-Ptr		Rebounds		PF	TP	A	TO	Bk	Stl	Min
		FG	FGA	FG	FGA	FT	FTA							
02	Williams, Grant	4	7	0-1	2-2	2	4	1	0	3	4	1	0	19
10	Fulkerson, John	4	6	0-0	0-0	1	7	8	3	8	2	1	2	18
03	Hubbs III, Robert	10	19	1-2	7-7	4	1	5	3	28	3	0	1	31
23	Bowden, Jordan	6	10	0-2	4-4	3	3	6	2	11	2	0	0	24
25	Phillips, Shembari	4	7	1-1	3-5	3	3	6	2	12	2	3	0	27
09	Turner, Lamonte	2	4	0-1	2-3	0	2	4	4	4	0	0	0	20
11	Alexander, Kyle	1	4	0-0	0-0	0	1	1	2	0	1	0	0	9
12	Parker, Kwe	1	3	1-1	0-0	1	1	0	1	3	0	0	0	15
15	Mostella, Detrick	5	9	3-6	1-2	0	1	2	1	14	1	1	1	28
21	Evans, Lew	0	2	0-0	0-0	1	1	0	0	1	0	0	1	9
	Team			0	1	1								
Totals		36-69	7-17	16-20	13	23	36	19	95	16	12	7	13	200
FG % 1st Half:		19-35	54.3%	2nd Half:	17-34	50.0%	Game:	36-69	52.2%	Rebounds		Deat		
3FG % 1st Half:		5-10	50.0%	2nd Half:	7-7	100.0%	Game:	12-17	70.6%	Rebounds		Deat		
FT % 1st Half:		8-11	72.7%	2nd Half:	8-9	88.9%	Game:	16-20	80.0%	Rebounds		Deat		

### Chaminade 81 • 2-3

#	Player	Total		3-Ptr		Rebounds		PF	TP	A	TO	Bk	Stl	Min
		FG	FGA	FG	FGA	FT	FTA							
00	Poppe, Austin	3	8	2-3	2-2	3	1	4	2	10	3	0	1	30
03	Dilly, Sam	6	12	0-1	0-0	1	4	4	12	3	9	0	1	33
15	Kahny, Keanu	9	8	2-2	4-4	2	4							

# BOX SCORES

## Official Basketball Box Score -- Game Totals -- Final Statistics Presbyterian vs Tennessee 12/06/16 7:01 p.m. at Knoxville, Tenn. (Thompson-Boling Arena)

#	Player	Total		3-Ptr		Rebounds		PF	TP	A	T	Bk	Stl	Min
		FG	FGA	FG	FGA	FT	FTA							
11	Tette, Armel	0-0	0-0	2-2	1	3	4	2	0	2	1	0	1	11
14	Dillard, Reggie	2-5	1-3	0-0	3	5	8	2	2	1	0	1	3	20
21	Miller, Jo'Von	2-7	0-1	0-0	1	2	3	0	4	1	2	0	0	22
24	Adams, Will	4-8	1-3	1-2	0	3	3	10	4	1	0	1	3	32
25	Younger, J.C.	0-6	0-4	1-1	0	2	2	0	2	0	0	0	0	20
0	Withers, Jarion	1-3	1-2	0-0	0	1	1	3	1	2	0	0	0	19
1	Moore, Darious	3-4	3-3	0-1	0	1	1	9	1	1	0	0	0	16
12	Osu, Stephen	0-0	0-0	0-0	0	0	0	0	0	0	0	0	0	10
23	Arroyo, Ruben	4-8	1-2	0-0	3	4	7	3	0	0	0	0	0	19
4	Drew, Ed	1-4	0-0	2-2	0	3	3	4	0	0	0	0	2	21
35	Venable, Austin	1-5	0-0	2-2	2	2	2	0	2	0	0	0	0	9
Team		2-2		2-2		2-2		0		0		0		0
Totals		18-50	7-18	7-9	10	24	34	17	10	11	22	1	4	200
FG % 1st Half:		10-22	45.5%	2nd Half:	8-28	28.6%	Game:		18-50	36.0%	Deatball			
3FG % 1st Half:		4-9	44.4%	2nd Half:	3-9	33.3%	Game:		7-18	38.9%	Rebounds			
FT % 1st Half:		4-4	100.0%	2nd Half:	3-5	60.0%	Game:		7-9	77.8%	3			

### Tennessee 90 • 43

#	Player	Total		3-Ptr		Rebounds		PF	TP	A	T	Bk	Stl	Min
		FG	FGA	FG	FGA	FT	FTA							
10	Fulkerson, John	1-3	0-0	0-0	1	3	4	2	2	1	0	1	1	17
2	Williams, Grant	0-2	1-0	0-0	3	5	8	2	2	1	1	0	0	25
23	Bowden, Jordan	0-7	1-3	0-0	2	3	5	21	2	0	1	2	23	
25	Phillips, Shembari	2-3	1-1	2-2	0	3	3	7	4	0	0	1	21	
3	Hubbs III, Robert	5-10	0-1	4-4	1	1	14	1	1	1	1	0	1	24
1	Turner, Lamonte	8-12	7-11	1-2	0	3	3	24	3	1	0	1	23	
11	Alexander, Kyle	0-1	0-0	0-0	3	3	2	0	1	0	0	0	9	
12	Parker, Kew	0-0	0-0	0-0	0	0	0	0	0	0	0	0	7	
15	Mostella, Detrick	1-7	1-4	0-0	0	3	3	1	2	1	0	1	19	
21	Evans, Lew	0-2	0-1	0-0	0	1	1	0	1	0	0	0	13	
24	Cambell, Lucas	0-0	0-0	0-0	0	0	0	0	0	0	0	0	3	
22	Woodson, Brad	1-3	1-2	2-2	0	0	0	5	0	0	0	1	4	
5	Schofield, Admiral	1-3	1-2	2-2	2	1	3	0	5	1	0	0	12	
Team		1-0		0-0		0-0		0		0		0		0
Totals		29-64	16-33	16-19	13	24	37	15	90	18	7	5	9	200
FG % 1st Half:		13-34	38.2%	2nd Half:	16-30	53.3%	Game:		29-64	45.3%	Deatball			
3FG % 1st Half:		5-16	31.3%	2nd Half:	9-26	34.6%	Game:		16-33	48.5%	Rebounds			
FT % 1st Half:		7-9	77.8%	2nd Half:	9-10	90.0%	Game:		16-19	84.2%	3			

Officials: Mike Hensco, Karl Hesse, Nate Green  
Technical fouls: Presbyterian-None, Tennessee-None.  
Attendance: 11547

Score by periods	1st	2nd	Total
Presbyterian	28	22	50
Tennessee	40	50	90

Last FG - PC 2nd-00:04, UT 2nd-01:07  
Largest lead - PC None, UT by 42, 2nd-01:07  
PC led for 00:00, UT led for 38:40, Game was tied for 01:20

- Lamonte Turner scored a career-high 24 points, Jordan Bowden added a career-best 21 and Tennessee tied the school record with 16 made 3-pointers to storm past Presbyterian for a 90-50 win on Dec. 6, 2016, at Thompson-Boling Arena.
- The Vols shot 16-of-33 from 3-point range, tying for the most 3-pointers made in program history and UT's most since making 16 against UNC Asheville on Nov. 17, 2009. Tennessee has now drained 16 3-pointers six times in program history.
- The Vols' 40-point margin of victory is their largest since defeating Tusculum College, 98-51, on Jan. 4, 2014. It is their biggest win over an NCAA Division I opponent since topping UNC Asheville, 124-49, on Nov. 17, 2009.
- UT limited Presbyterian to 36.0 percent shooting while the Blue Hoos committed 22 turnovers. PC made 18 total field goals in the game (while UT made 16 3-pointers).
- Turner was 8-of-12 from the floor and 7-of-11 from beyond the arc and collected three rebounds and three assists. Bowden was 7-of-13 and went 5-of-10 on 3-pointers to go with five boards, two assists and two steals. Robert Hubbs III added 14 points and Grant Williams posted nine points and a team-high eight rebounds.
- Six different Vols made a 3-pointer. The 16 treys were UT's most under coach Rick Barnes.

## Official Basketball Box Score -- Game Totals -- Final Statistics Tennessee Tech vs Tennessee 12/13/16 7:01 p.m. at Knoxville, Tenn. (Thompson-Boling Arena)

#	Player	Total		3-Ptr		Rebounds		PF	TP	A	T	Bk	Stl	Min
		FG	FGA	FG	FGA	FT	FTA							
22	Alexander, Courtney	1-4	0-0	0-0	2	3	5	3	6	1	0	1	26	
28	Ramsey, Mason	4-10	0-0	2-5	4	6	10	1	0	1	0	1	32	
10	Mack, Kajon	4-11	3-5	0-0	0	4	4	5	11	3	0	0	27	
2	Rogers, Hakeem	3-5	2-4	1-1	1	1	1	0	9	0	0	0	19	
4	Wright, Aleka	4-14	2-8	4-4	0	5	14	2	0	2	0	0	36	
1	Henderson, Markell	0-0	0-0	0-0	1	2	0	0	1	0	0	0	6	
11	Henry, Kishawn	1-1	0-0	0-0	1	2	0	0	2	1	0	0	8	
12	Adams, Stephen	0-0	0-0	0-0	2	2	1	0	0	2	1	0	10	
15	Phillips, Curtis	1-6	0-3	1-2	0	1	2	3	0	0	1	2	12	
20	Frazier, Verardo	1-1	0-0	0-0	1	2	3	2	1	0	0	0	8	
24	Hawkins, Jay Cardo	1-1	0-0	0-0	0	0	1	2	1	0	0	0	4	
Team		0-0		0-0		0-0		0		0		0		0
Totals		25-57	7-21	11-16	7	24	31	23	68	12	12	1	6	200
FG % 1st Half:		10-27	37.0%	2nd Half:	15-30	50.0%	Game:		25-57	43.9%	Deatball			
3FG % 1st Half:		3-4	75.0%	2nd Half:	5-13	38.5%	Game:		7-21	33.3%	Rebounds			
FT % 1st Half:		4-4	100.0%	2nd Half:	8-12	66.7%	Game:		8-12	66.8%	2			

### Tennessee 74 • 54

#	Player	Total		3-Ptr		Rebounds		PF	TP	A	T	Bk	Stl	Min
		FG	FGA	FG	FGA	FT	FTA							
10	Fulkerson, John	0-0	0-0	1-1	2	3	3	1	1	0	1	0	16	
2	Williams, Grant	3-9	0-0	1-2	3	3	7	7	1	3	0	0	20	
23	Bowden, Jordan	0-5	2-4	1-1	1	4	5	2	0	0	1	1	28	
25	Phillips, Shembari	2-5	1-1	4-5	0	2	2	1	5	2	0	2	29	
3	Hubbs III, Robert	10-17	0-1	5-5	3	7	25	1	0	0	1	0	31	
1	Turner, Lamonte	5-9	5-9	2-2	2	2	16	4	3	0	0	0	23	
11	Alexander, Kyle	1-3	0-1	0-0	1	2	0	0	2	0	0	1	12	
12	Parker, Kew	0-1	0-0	0-0	0	0	0	0	0	0	0	0	5	
15	Mostella, Detrick	0-5	0-3	0-0	0	0	0	0	3	1	1	0	18	
21	Evans, Lew	0-1	0-1	1-2	2	2	4	1	1	0	0	0	10	
5	Schofield, Admiral	1-3	0-1	2-2	2	2	4	1	4	0	1	0	8	
Team		0-0		0-1		0-1		0		0		0		0
Totals		26-57	10-20	16-21	11	28	39	18	74	17	14	6	5	200
FG % 1st Half:		16-32	50.0%	2nd Half:	10-25	40.0%	Game:		26-57	45.6%	Deatball			
3FG % 1st Half:		5-13	38.5%	2nd Half:	3-7	43.3%	Game:		8-20	40.0%	Rebounds			
FT % 1st Half:		6-7	85.7%	2nd Half:	10-14	71.4%	Game:		16-21	76.2%	3			

Officials: Antinio Petty, John Hampton, Jason Baker  
Technical fouls: Tennessee Tech-None, Tennessee-None.  
Attendance: 11524

Score by periods	1st	2nd	Total
Tennessee Tech	25	43	68
Tennessee	43	31	74

Last FG - TTU 2nd-00:21, UT 2nd-03:33  
Largest lead - TTU by 12, 2nd-00:21  
TTU led for 00:00, UT led for 39:50, Game was tied for 00:10

- Robert Hubbs III scored 25 points to lead the Tennessee basketball team to a 74-68 win over in-state foe Tennessee Tech Dec. 13, 2016, at Thompson-Boling Arena.
- The win moved Tennessee's all-time record to 23-1 against the Golden Eagles and extended UT's home win streak to four games.
- Hubbs finished the day with 25 points, seven rebounds and went 5-of-5 from the free-throw line. Lamonte Turner added 16 points, going 5-of-9 from the field and dishing out four assists.
- SEC Freshman of the Week Jordan Bowden had nine points, seven of which came in the second half and included back-to-back dunks. Shembari Phillips also tallied nine points and led the team in assists with five.
- Tennessee dominated under the basket, out-rebounding the Golden Eagles 39-31 and scoring 36 of their 74 points in the paint.
- The Vols got off to a quick start, jumping out to a 10-3 lead. Turner again had a hot hand, starting out 4-of-4 from behind the arc. Tennessee took a 43-25 lead into halftime.
- Down by as many as 22 early in the second half, Tennessee Tech went on a 16-3 run to cut the deficit to seven with 7:08 to go in the game, capitalizing on a six-minute stretch in which Tennessee was held without a field goal and turned the ball over eight times.
- Tennessee built its lead back up to 10 before the Golden Eagles rallied back to within four at the 72-second mark, but a pair of Hubbs free throws put the game out of reach.

## Official Basketball Box Score -- Game Totals -- Final Statistics Gonzaga vs Tennessee 12/18/16 3:00 p.m. at Nashville, Tenn. (Bridgestone Arena)

#	Player	Total		3-Ptr		Rebounds		PF	TP	A	T	Bk	Stl	Min
		FG	FGA	FG	FGA	FT	FTA							
13	Perkins, Josh	4-5	2-3	5-6	1	3	4	1	15	0	2	0	1	24
24	Karnowski, Przemek	3-6	0-0	4-5	1	8	9	2	10	0	5	2	0	31
3	Williams, Johannathan	1-3	1-2	1-2	0	2	4	4	4	0	3	0	0	13
5	Williams, Jordan	4-9	0-0	0-0	1	1	1	0	13	2	0	0	0	31
15	Mathews-Goss, Nigel	7-12	0-1	6-7	1	8	2	0	4	0	6	2	0	32
0	Melson, Silas	3-6	1-3	2-2	0	6	6	5	9	4	2	0	2	31
10	Albers, Bryan	0-0	0-0	0-0	2	3	0	0	0	0	0	0	0	10
23	Collins, Zach	2-3	0-0	6-6	0	3	5	10	5	0	1	1	0	18
33	Tillie, Killian	1-2	1-2	2-2	1	4	5	4	5	1	1	1	1	18
Team		0-0		0-0		0-0		0		0		0		0
Totals		25-46	9-20	27-33	8	34	42	86	13	20	4	1	6	200
FG % 1st Half:		14-24	58.3%	2nd Half:	11-22	5								

# BOX SCORES

## Official Basketball Box Score -- Game Totals -- Final Statistics Tennessee vs Texas A&M 12/29/16 6:00 p.m. at College Station, Texas (Reed Arena)

Tennessee 73 • 8-5, 1-0 SEC																	
#	Player	Total			3-Pr			Rebounds			PF	TP	A	T	Bk	Stk	Min
		FG	FGA	FT	FTA	FG	FGA	FT	FTA	Off							
11	Lamonte Turner	2-6	2-5	8-8	0	4	14	4	2	1	2	22	2	1	0	23	
02	Grant Williams	4-7	0-1	4-5	2	5	2	12	0	0	6	1	31	1	0	31	
03	Robert Hubbs III	3-10	0-0	2	1	3	0	6	2	1	0	1	29	0	0	29	
11	Kyle Alexander	1-1	0-0	3-4	0	5	1	6	0	0	1	0	15	0	0	15	
23	Jordan Bowden	2-4	3-7	0-0	0	2	0	6	1	1	0	0	13	0	0	13	
00	Jordan Bone	0-3	0-1	0-0	0	0	0	0	0	0	0	0	8	0	0	8	
05	Admiral Schofield	2-3	0-0	0-0	1	3	4	4	0	0	0	0	7	0	0	7	
12	Kwe Parker	0-2	0-0	0-0	1	1	1	3	0	0	0	0	7	0	0	7	
15	Detrick Mostella	5-14	3-9	0-0	1	3	4	1	13	4	2	0	31	1	0	31	
21	Lew Evans	0-0	0-0	3-4	0	1	1	3	0	0	0	0	14	0	0	14	
25	Shembari Phillips	4-8	0-2	2-4	1	5	6	3	10	1	0	4	1	0	0	19	
Team						2		4									
Totals		23-58	7-26	20-25	9	28	37	23	73	16	10	9	5	200			

FG % 1st Half: 11-32 34.4% 2nd half: 12-26 46.2% Game: 23-58 39.7%  
3FG % 1st Half: 2-11 18.2% 2nd half: 5-15 33.3% Game: 7-26 26.9%  
FT % 1st Half: 5-8 62.5% 2nd half: 15-17 88.2% Game: 20-25 80.0%

Texas A&M 63 • 8-4, 0-1 SEC																	
#	Player	Total			3-Pr			Rebounds			PF	TP	A	T	Bk	Stk	Min
		FG	FGA	FT	FTA	FG	FGA	FT	FTA	Off							
01	DJ Hoqq	1-16	3-7	4-6	0	5	2	21	2	4	0	0	34	0	0	34	
03	Admon Gilder	5-13	0-3	4-5	3	2	5	14	3	5	0	0	27	0	0	27	
03	JC Hampton	2-5	2-3	5-6	1	2	3	11	3	0	0	0	30	0	0	30	
38	Tommy Trachia-Morelos	0-4	1-3	0-0	8	12	4	3	1	1	1	0	34	0	0	34	
34	Tyler Davis	3-9	0-0	0-2	4	5	9	3	6	1	4	0	11	0	0	11	
23	Caleb Smith	0-0	0-0	0-0	0	0	0	0	0	0	0	0	6	0	0	6	
02	Tavorio Miller	0-1	0-0	1-3	0	1	1	3	0	0	0	0	11	0	0	11	
44	Robert Williams	2-6	0-0	2-2	1	2	3	6	0	2	1	0	14	0	0	14	
Team						4		4									
Totals		21-61	5-17	16-24	18	26	44	18	63	10	16	2	3	200			

FG % 1st Half: 10-32 31.3% 2nd half: 11-29 37.9% Game: 21-61 34.4%  
3FG % 1st Half: 3-8 37.5% 2nd half: 4-8 50.0% Game: 7-16 43.8%  
FT % 1st Half: 6-8 75.0% 2nd half: 10-16 62.5% Game: 16-24 66.7%

Officials: Doug Shows, Joe DeRosa, Lee Cassell  
Technical fouls: Tennessee-None, Texas A&M-None.  
Attendance: 9199

Score by periods	1st	2nd	Total
Tennessee	29	44	73
Texas A&M	29	34	63

Last FG - UT 2nd-04:27 TAMU 2nd-00:24  
Largest lead - UT by 23 2nd-04:37 TAMU by 4 1st-16:34  
UT led for 24:29 TAMU led for 08:47 Game was tied for 06:44

- Tennessee had four players finish in double figures and Grant Williams tied the single-game school record for blocked shots as Tennessee earned a 73-63 win at Texas A&M in the SEC opener on Dec. 29, 2016.
- Williams stuffed the stat sheet for the Vols with 12 points, five rebounds and six blocks. Those six swats matched the most ever recorded in a game by a Volunteer.
- Lamonte Turner led Tennessee in scoring with 14 points on the night while Detrick Mostella finished with 13. Shembari Phillips chipped in with 10. Turner, Mostella and Phillips combined for 11 of UT's 16 assists on 23 made field goals. Mostella's four assists matched his career-high.
- The two teams played to a 29-29 deadlock in the first half, but the Vols used a 20-5 second-half run to break the game open. UT would lead by as many as 40 late in the period as it handed Texas A&M its second home loss of the season.
- Williams kick-started the decisive spurt, completing a three-point play to give the Vols a 37-34 advantage near the 13:30 mark in the second half. Phillips would add baskets on each of the next two possessions and the lead finally reached double digits when Robert Hubbs III got into the lane for two of his six points. Kyle Alexander added a one-handed slam while Mostella and Jordan Bowden each knocked down 3-pointers during the flurry, capped by Alexander's free throw that made the score 57-39 with 7:25 to play.
- Tennessee forced 16 Texas A&M turnovers—the most committed by the Aggies in a game this season. And the Aggies' .344 shooting percentage also was their lowest of the season.

## Official Basketball Box Score -- Game Totals -- Final Statistics Tennessee vs Florida 01/07/17 5:15 p.m. at Gainesville, Fla. (Exactech Arena)

Tennessee 70 • 8-7, 1-2 SEC																	
#	Player	Total			3-Pr			Rebounds			PF	TP	A	T	Bk	Stk	Min
		FG	FGA	FT	FTA	FG	FGA	FT	FTA	Off							
02	Williams, Grant	1-5	0-0	2-2	0	1	1	5	6	0	2	0	20	0	0	24	
11	Alexander, Kyle	2-2	0-0	0-0	2	2	4	3	4	0	0	1	0	1	0	25	
00	Bone, Jordan	4-7	0-0	1-1	0	1	0	1	4	6	2	1	0	18	0	18	
03	Hubbs III, Robert	4-11	0-2	0-0	0	3	4	8	2	3	0	1	37	0	0	37	
23	Bowden, Jordan	5-8	3-5	2-2	1	0	1	2	15	1	2	0	34	2	0	34	
11	Turner, Lamonte	2-6	0-2	0-0	0	3	2	4	2	0	0	0	21	0	0	21	
05	Schofield, Admiral	6-9	0-0	6-8	4	6	10	5	18	1	3	0	21	0	0	21	
12	Parker, Kwe	0-0	0-0	0-0	0	1	1	0	0	2	0	0	0	0	0	3	
15	Mostella, Detrick	3-6	3-5	0-1	0	2	2	0	9	0	4	0	25	0	0	25	
21	Evans, Lew	0-0	0-0	0-0	0	0	0	0	1	0	0	0	0	0	0	2	
25	Phillips, Shembari	0-0	0-0	0-0	0	0	0	0	0	0	0	0	0	0	0	0	
Team						0		4									
Totals		27-54	6-14	10-13	9	22	31	22	70	10	19	1	6	200			

FG % 1st Half: 14-29 48.3% 2nd half: 13-25 52.0% Game: 27-54 50.0%  
3FG % 1st Half: 1-5 20.0% 2nd half: 1-8 12.5% Game: 2-13 15.4%  
FT % 1st Half: 4-4 100.0% 2nd half: 6-9 66.7% Game: 10-13 76.9%

Florida 83 • 12-3, 3-0 SEC																	
#	Player	Total			3-Pr			Rebounds			PF	TP	A	T	Bk	Stk	Min
		FG	FGA	FT	FTA	FG	FGA	FT	FTA	Off							
01	Robinson, Devin	1-7	0-2	0-0	1	1	2	0	4	0	4	0	0	14	0	14	
23	Leon, Justin	5-6	3-4	6-6	2	4	6	1	19	0	0	0	23	0	0	23	
11	Key-arrilus	1-2	0-1	3-4	0	1	3	1	3	4	0	0	15	0	0	15	
00	Hill, Kasey	3-6	1-1	0-0	0	2	3	7	7	2	0	1	29	0	0	29	
05	Allen, KeVaughn	8-13	4-6	3-5	0	5	5	1	23	1	1	0	4	3	0	43	
11	Chozza, Kris	1-6	0-2	1-2	0	1	2	0	1	0	0	0	18	0	0	18	
15	Egburn, John	1-1	0-0	0-2	0	0	0	4	2	0	0	0	6	0	0	6	
26	Berry, Canyon	1-7	0-2	0-0	1	3	0	0	15	1	0	0	23	0	0	23	
25	Stone, Keith	2-6	0-2	1-2	1	0	1	1	5	1	0	0	13	0	0	13	
32	Rimmer, Schuyler	1-2	0-0	1-2	1	2	3	2	3	0	0	0	11	0	0	11	
Team						3		3									
Totals		28-56	9-20	18-26	11	20	31	16	83	13	11	3	10	200			

FG % 1st Half: 12-32 37.5% 2nd half: 16-24 66.7% Game: 28-56 50.0%  
3FG % 1st Half: 2-12 16.7% 2nd half: 7-8 87.5% Game: 9-20 45.0%  
FT % 1st Half: 6-8 75.0% 2nd half: 12-16 75.0% Game: 18-26 69.2%

Officials: Joe Lindsay, Damon George, Will Howard  
Technical fouls: Tennessee-None, Florida-None.  
Attendance: 10863  
TN 405 fouls out at 3:49 second half  
TN 602 fouls out at 2:00 second half

Score by periods	1st	2nd	Total
Tennessee	33	37	70
Florida	32	51	83

Last FG - UT 2nd-02:19, UF 2nd-01:16  
Largest lead - UF by 6 1st-03:43, UF by 13 2nd-00:29  
UT led for 16:54, UF led for 20:04. Game was tied for 02:45

- Strong efforts from Admiral Schofield and Jordan Bowden weren't enough for Tennessee, as the Volunteers lost to 24th-ranked Florida, 83-70, in Gainesville on Jan. 7, 2017.
- Schofield turned in his most complete performance of the season for Tennessee, finishing with 18 points and 10 rebounds for his first career double-double. He was joined in double figures by Bowden, who hit three 3-pointers en route to 15 points.
- A back-and-forth contest for much of the way, Tennessee grabbed a 33-32 halftime lead after shooting 48 percent in a first half that featured eight lead changes. The Vols were boosted over the opening stanza by a strong defensive effort. UT held Florida to just 37.5 percent shooting while forcing nine Gator turnovers. Those takeaways translated into 15 points for Tennessee and the Vols also owned a 12-2 edge in fast-break points through the opening 20 minutes, contributing to the slim halftime lead.
- The script flipped in the second half, however, as defensive stops became difficult to come by for the Vols. Florida shot 16-of-24 from the field after halftime, including a key second-half stretch that featured nine consecutive made field goals.
- During a key, six-minute stretch in the second half, UF made nine straight field goals and grabbed a 56-52 lead with 11:20 remaining.
- A couple free throws and a jumper from Schofield leveled things at 56-56, but a quick 10-3 spurt gave Florida some breathing room with just under seven minutes to play. UT whittled that deficit to three, 66-63, but timely 3-pointers from KeVaughn Allen (23 points) and efficient free-throw shooting allowed Florida to secure the win.

## Official Basketball Box Score -- Game Totals -- Final Statistics Arkansas vs Tennessee 01/03/17 6:31 p.m. at Knoxville, Tenn. (Thompson-Boling Arena)

Arkansas 82 • 12-2, 1-1 SEC																	
#	Player	Total			3-Pr			Rebounds			PF	TP	A	T	Bk	Stk	Min
		FG	FGA	FT	FTA	FG	FGA	FT	FTA	Off							
33	Kingsley, Moses	3-10	0-0	1-5	0	10	10	1	7	3	1	3	21	0	0	29	
5	Cook, Arlando	0-2	0-0	1-2	1	2	3	0	1	0	0	0	11	0	0	11	
21	Watkins, Manuella	4-6	0-0	2-2	3	1	0	0	1	0	0	0	21	0	0	21	
3	Hannas, Doney	5-8	2-4	1-1	0	2	3	13	1	0	0	0	27	0	0	27	
4	Macon, Daryl	0-1	0-1	12-13	0	2	2	15	1	3	0	0	26	0	0	26	
08	Barford, Jaylen	5-8	2-2	2-2	1	2	4	14	2	0	0	0	24	0	0	24	
1	Thompson, Trey	1-2	0-1	0-0	1	1	3	2	1	2	0	0	9	0	0	9	
13	Thomas, Dustin	2-4	0-0	2-2	0	7	7	5	6	1	0	1	26	0	0	26	
21	Beard, Anton	6-8	0-0	4-5	2	16	2	16	2	1	0	1	25	0	0	25	
Team						1		1									
Totals		27-54	5-11	23-32	5	31	36	24	82	11	9	5	5	200			

FG % 1st Half: 13-28 46.4% 2nd half: 14-26 53.8% Game: 27-54 50.0%  
3FG % 1st Half: 2-5 40.0% 2nd half: 3-6 50.0% Game: 5-11 45.5%  
FT % 1st Half: 9-13 69.2% 2nd half: 14-19 73.

**2016-17 Tennessee Basketball**  
**Tennessee Combined Team Statistics (as of Jan 11, 2017)**  
**All games**



<b>RECORD:</b>	<b>OVERALL</b>	<b>HOME</b>	<b>AWAY</b>	<b>NEUTRAL</b>
ALL GAMES	8-8	5-3	2-2	1-3
CONFERENCE	1-3	0-2	1-1	0-0
NON-CONFERENCE	7-5	5-1	1-1	1-3

#	Player	gp-gs	min	avg	Total		3-Point		F-Throw		Rebounds				pf	dq	a	to	blk	stl	pts	avg
					fg-fga	fg%	3fg-fga	3fg%	ft-fa	ft%	off	def	tot	avg								
3	Hubbs III, Robert	16-16	494	30.9	92-182	.505	2-17	.118	47-53	.887	26	52	78	4.9	33	0	24	30	5	16	233	14.6
2	Williams, Grant	16-13	379	23.7	56-103	.544	2-11	.182	58-85	.682	42	47	89	5.6	48	2	15	32	32	12	172	10.8
15	Mostella, Detrick	15-1	323	21.5	53-131	.405	26-70	.371	26-37	.703	8	51	59	3.9	31	1	18	22	6	6	158	10.5
1	Turner, Lamonte	16-4	352	22.0	40-114	.351	23-65	.354	45-54	.833	6	28	34	2.1	41	0	44	28	2	14	148	9.3
23	Bowden, Jordan	16-15	328	20.5	43-108	.398	20-61	.328	20-21	.952	15	28	43	2.7	29	1	14	14	2	15	126	7.9
25	Phillips, Shembari	16-10	344	21.5	34-76	.447	12-20	.600	36-47	.766	13	41	54	3.4	33	1	36	31	2	9	116	7.3
0	Bone, Jordan	7-4	122	17.4	20-52	.385	1-10	.100	6-9	.667	2	2	4	0.6	8	0	17	11	0	5	47	6.7
5	Schofield, Admiral	12-1	163	13.6	19-47	.404	4-13	.308	20-23	.870	15	22	37	3.1	24	1	9	14	0	1	62	5.2
32	Woodson, Brad	1-0	4	4.0	1-3	.333	1-2	.500	2-2	1.000	0	0	0	0.0	0	0	0	0	0	1	5	5.0
10	Fulkerson, John	10-6	160	16.0	17-30	.567	0-0	.000	13-20	.650	14	32	46	4.6	23	0	10	8	9	11	47	4.7
11	Alexander, Kyle	16-9	235	14.7	21-42	.500	1-4	.250	14-26	.538	25	35	60	3.8	27	0	2	6	19	6	57	3.6
21	Evans, Lew	16-1	185	11.6	10-32	.313	3-16	.188	18-23	.783	12	20	32	2.0	30	1	13	13	0	3	41	2.6
12	Parker, Kwe	13-0	133	10.2	8-23	.348	2-10	.200	1-6	.167	4	11	15	1.2	20	0	17	14	2	6	19	1.5
24	Campbell, Lucas	1-0	3	3.0	0-0	.000	0-0	.000	0-0	.000	0	0	0	0.0	0	0	0	0	0	0	0	0.0
Team											20	23	43				5					
Total.....		16	3225		414-943	.439	97-299	.324	306-406	.754	202	392	594	37.1	347	7	219	228	79	105	1231	76.9
Opponents.....		16	3225		395-918	.430	113-300	.377	275-393	.700	195	380	575	35.9	340	-	200	252	52	111	1178	73.6

<b>TEAM STATISTICS</b>	<b>UT</b>	<b>OPP</b>	<b>Date</b>	<b>Opponent</b>	<b>Score</b>	<b>Att.</b>
SCORING	1231	1178	11/11/16	CHATTANOOGA	L 69-82	14483
Points per game	76.9	73.6	11/15/16	APPALACHIAN STATE	w 103-94	11758
Scoring margin	+3.3	-	1 11/21/16	vs Wisconsin	L 62-74	2400
FIELD GOALS-ATT	414-943	395-918	1 11/22/16	vs Oregon	Lot 65-69	2400
Field goal pct	.439	.430	1 11/23/16	vs Chaminade	w 95-81	2400
3 POINT FG-ATT	97-299	113-300	12/03/16	GEORGIA TECH	w 81-58	12634
3-point FG pct	.324	.377	12/06/16	PRESBYTERIAN	w 90-50	11547
3-pt FG made per game	6.1	7.1	12/11/16	at North Carolina	L 71-73	18745
FREE THROWS-ATT	306-406	275-393	12/13/16	TENNESSEE TECH	w 74-68	11524
Free throw pct	.754	.700	12/15/16	LIPSCOMB	w 92-77	11893
F-Throws made per game	19.1	17.2	2 12/18/16	vs Gonzaga	L 76-86	13784
REBOUNDS	594	575	12/22/16	at ETSU	w 72-68	6149
Rebounds per game	37.1	35.9	* 12/29/16	at Texas A&M	w 73-63	9199
Rebounding margin	+1.2	-	* 01/03/17	ARKANSAS	L 78-82	13002
ASSISTS	219	200	* 01/07/17	at Florida	L 70-83	10843
Assists per game	13.7	12.5	* 01/11/17	SOUTH CAROLINA	L 60-70	13794
TURNOVERS	228	252				
Turnovers per game	14.3	15.8				
Turnover margin	+1.5	-				
Assist/turnover ratio	1.0	0.8				
STEALS	105	111				
Steals per game	6.6	6.9				
BLOCKS	79	52				
Blocks per game	4.9	3.3				
ATTENDANCE	100635	65920				
Home games-Avg/Game	8-12579	4-11234				
Neutral site-Avg/Game	-	4-5246				

\* = Conference game  
1 = Maui Invitational  
2 = Battle on Broadway (Nashville, Tenn.)

<b>Score by Periods</b>	<b>1st</b>	<b>2nd</b>	<b>OT</b>	<b>Totals</b>
Tennessee	595	627	9	1231
Opponents	547	618	13	1178

**2016-17 Tennessee Basketball**  
**Tennessee Combined Team Statistics (as of Jan 11, 2017)**  
**Conference games**



<b>RECORD:</b>	<b>OVERALL</b>	<b>HOME</b>	<b>AWAY</b>	<b>NEUTRAL</b>
ALL GAMES	1-3	0-2	1-1	0-0
CONFERENCE	1-3	0-2	1-1	0-0
NON-CONFERENCE	0-0	0-0	0-0	0-0

##	Player	gp-gs	min	avg	Total		3-Point		F-Throw		Rebounds				pf	dq	a	to	blk	stl	pts	avg
					fg-fga	fg%	3fg-fga	3fg%	ft-fta	ft%	off	def	tot	avg								
15	Mostella,Detrick	3-0	79	26.3	13-32	.406	9-21	.429	3-6	.500	1	9	10	3.3	4	0	5	6	0	1	38	12.7
2	Williams,Grant	4-4	115	28.8	12-25	.480	0-2	.000	24-33	.727	13	10	23	5.8	15	1	0	5	11	2	48	12.0
3	Hubbs III,Robert	4-4	130	32.5	20-46	.435	0-6	.000	7-8	.875	7	14	21	5.3	7	0	8	7	1	4	47	11.8
1	Turner,Lamonte	4-2	87	21.8	8-22	.364	4-14	.286	15-18	.833	1	8	9	2.3	12	0	12	9	1	7	35	8.8
5	Schofield,Admiral	4-0	71	17.8	11-21	.524	1-2	.500	11-14	.786	9	13	22	5.5	13	1	4	5	0	0	34	8.5
23	Bowden,Jordan	4-4	61	15.3	8-19	.421	5-11	.455	4-4	1.000	2	3	5	1.3	8	0	3	7	0	3	25	6.3
0	Bone,Jordan	4-2	66	16.5	9-30	.300	0-4	.000	1-3	.333	1	2	3	0.8	4	0	7	7	0	3	19	4.8
11	Alexander,Kyle	4-4	60	15.0	4-5	.800	0-0	.000	6-8	.750	4	11	15	3.8	7	0	0	3	4	0	14	3.5
25	Phillips,Shembari	4-0	60	15.0	4-14	.286	0-4	.000	2-4	.500	2	13	15	3.8	8	0	6	6	1	0	10	2.5
21	Evans,Lew	4-0	37	9.3	1-5	.200	0-1	.000	5-6	.833	1	4	5	1.3	9	1	2	0	0	0	7	1.8
12	Parker,Kwe	4-0	34	8.5	2-9	.222	0-5	.000	0-0	.000	0	4	4	1.0	3	0	4	4	0	1	4	1.0
Team											8	8	16									
Total.....		4	800		92-228	.404	19-70	.271	78-104	.750	49	99	148	37.0	90	3	51	59	18	21	281	70.2
Opponents.....		4	800		98-225	.436	26-61	.426	76-109	.697	49	100	149	37.2	84	-	46	58	15	30	298	74.5

<b>TEAM STATISTICS</b>	<b>UT</b>	<b>OPP</b>	<b>Date</b>	<b>Opponent</b>	<b>Score</b>	<b>Att.</b>
SCORING	281	298	* 12/29/16	at Texas A&M	W 73-63	9199
Points per game	70.2	74.5	* 01/03/17	ARKANSAS	L 78-82	13002
Scoring margin	-4.2	-	* 01/07/17	at Florida	L 70-83	10843
FIELD GOALS-ATT	92-228	98-225	* 01/11/17	SOUTH CAROLINA	L 60-70	13794
Field goal pct	.404	.436	* = Conference game			
3 POINT FG-ATT	19-70	26-61	1 = Maui Invitational			
3-point FG pct	.271	.426	2 = Battle on Broadway (Nashville, Tenn.)			
3-pt FG made per game	4.8	6.5				
FREE THROWS-ATT	78-104	76-109				
Free throw pct	.750	.697				
F-Throws made per game	19.5	19.0				
REBOUNDS	148	149				
Rebounds per game	37.0	37.2				
Rebounding margin	-0.2	-				
ASSISTS	51	46				
Assists per game	12.8	11.5				
TURNOVERS	59	58				
Turnovers per game	14.8	14.5				
Turnover margin	-0.2	-				
Assist/turnover ratio	0.9	0.8				
STEALS	21	30				
Steals per game	5.3	7.5				
BLOCKS	18	15				
Blocks per game	4.5	3.8				
ATTENDANCE	26796	20042				
Home games-Avg/Game	2-13398	2-10021				
Neutral site-Avg/Game	-	0-0				

<b>Score by Periods</b>	<b>1st</b>	<b>2nd</b>	<b>Totals</b>
Tennessee	122	159	281
Opponents	125	173	298

# BROADCAST MEDIA CHEAT SHEET (probable starters noted with orange numbers)



**0**

## JORDAN BONE

GP/GS	PPG	APG	SPG	FG%	3FG%	FT%
16-17	7/4	6.7	2.4	0.7	.385	.100

Career Highs Pts: 21 Reb: 1 Ast: 8 Stl: 3 Min: 31

**Fr. • G • 6-1 • 173 • Nashville, Tenn./The Ensworth School**

- Starter in each of the last two games; just three assists vs. six turnovers over 19.0 mpg in that span
- Returned to action at Texas A&M (12/29) after missing the previous nine games with a left foot injury
- His 21 points vs. Chattanooga (11/11) were the sixth-most by a Vol in his collegiate debut
- According to Barnes, Bone's speed is on par with that of former Barnes pupil and national POY T.J. Ford



**1**

## LAMONTÉ TURNER


GP/GS	PPG	APG	SPG	FG%	3FG%	FT%
16-17	16/4	9.3	2.8	0.9	.351	.354

Career Highs Pts: 24 Reb: 4 Ast: 5 Stl: 3 Min: 27

First Name Pronounced: luh-MON-tay

**RS-Fr. • G • 6-0 • 187 • Florence, Ala./IMG Academy (Fla.)**

- Team leader in total assists (44), handed out a team-high four helpers last week at No. 24 Florida (1/7)
- Is 25-of-26 (.962) from the free-throw line in the final four minutes of regulation this season
- Hit seven threes en route to a season-high 24 points against Presbyterian (12/6)
- Redshirted last season after being denied clearance through the NCAA Eligibility Center



**2**


## GRANT WILLIAMS

GP/GS	PPG	RPG	BPG	SPG	FG%	FT%
16-17	16/13	10.8	5.6	2.0	0.8	.544

Career Highs Pts: 30 Reb: 11 Blk: 6 Stl: 2 Min: 32

**Fr. • F • 6-5 • 234 • Charlotte, N.C./Providence Day School**

- Team leader in rebounds (5.6 rpg) and blocked shots (2.0 bpg)
- 15 points, six rebounds and three blocks against South Carolina (1/11)
- Tied Tennessee's single-game record with six blocked shots at Texas A&M (12/29)
- Dropped a season-high 30 points against Lipscomb (12/15), first UT freshman with 30 points since 2005



**3**

## ROBERT HUBBS III

GP/GS	PPG	RPG	APG	FG%	3FG%	FT%
16-17	16/16	14.6	4.9	1.5	.505	.118

Career Highs 90/52 9.4 3.4 1.1 .438 .282 .779

Career Highs Pts: 28 Reb: 10 Asst: 5 Stl: 4 Min: 37

**Sr. • G • 6-5 • 207 • Newbern, Tenn./Dyer County HS**

- Team's leading scorer (14.6 ppg); 12 points and a team-high seven rebounds against South Carolina (11/11/17)
- Among the SEC leaders in field-goal percentage (6th, .505) and free-throw percentage (5th, .887)
- Scored 21 points on 9-of-14 shooting and added seven rebounds against Arkansas (1/3)
- Impressive game at No. 7 North Carolina: a game-high 21 points on 9-of-11 shooting



**5**

## ADMIRAL SCHOFIELD

GP/GS	PPG	RPG	BPG	FG%	3FG%	FT%
16-17	12/1	5.2	3.1	0.0	.404	.308

Career Highs 44/23 7.0 3.8 0.2 .437 .302 .887

Career Highs Pts: 22 Reb: 10 Blk: 2 Stl: 1 Min: 35

**So. • F • 6-5 • 238 • Zion, Ill./Zion-Benton Township HS**

- Averaging 10.0 ppg 6.0 rpg and 21.3 mpg over his last three games
- Notched his first career double-double at No. 24 Florida (1/7) with 18 points and a career-best 10 rebounds
- Said Barnes of Schofield's play in Gainesville: "His best game as a Tennessee Volunteer"
- Scored seven points and grabbed six rebounds in just 13 minutes off the bench vs. Arkansas (1/3)



INJURED



**10**

## JOHN FULKERSON

GP/GS	PPG	RPG	APG	BPG	FG%	FT%
16-17	10/6	4.7	4.6	1.0	0.9	.567

Career Highs Pts: 12 Reb: 10 Asst: 2 Blks: 5 Min: 37

**Fr. • F • 6-7 • 203 • Kingsport, Tenn./The Christ School (N.C.)**

- Left the Lipscomb game (12/15) with a dislocated right elbow; timetable for return was set at six weeks
- First career double-double vs. #13 Oregon: 12 points, 10 rebounds, five blocks and two steals
- His double-double was the first for a Vols' freshman since current Denver Nuggett Jarnell Stokes in 2012
- Blocked 113 shots as a senior at The Christ School, breaking Marshall Plumlee's single-season school record



**11**

## KYLE ALEXANDER

GP/GS	PPG	RPG	SPG	BPG	FG%	FT%
16-17	16/9	3.6	3.8	0.4	1.2	.500

Career Highs 48/20 2.3 3.4 0.2 1.0 .468 .603

Career Highs Pts: 13 Reb: 11 Stl: 2 Blk: 6 Min: 31

**So. • F • 6-10 • 218 • Milton, Ontario/Orangeville Prep**

- Starter in each of the last five games; has attempted only four shots in three games in 2017
- Surpassed his freshman total of 53 points after just 15 games this season
- Set career-highs for points in each of UT's first two games; made first career 3-pointer vs. Chaminade (11/23)
- Tied UT's single-game record with six blocked shots at TCU last season



**12**

## KWE PARKER

GP/GS	PPG	APG	SPG	FG%	3FG%	FT%
16-17	13/0	1.5	1.3	0.5	.348	.200

Career Highs Pts: 4 Reb: 3 Asst: 4 Stl: 2 Min: 18

First Name Pronounced: KWAY

**Fr. • G • 6-0 • 181 • Fayetteville, N.C./Wesleyan Christian Academy**

- Spot minutes at point guard over the last two games (3.5 mpg)
- Season-best 18 minutes at ETSU (12/22), posting a team-high four assists and scoring five points
- Productive vs. Gonzaga: four assists (no turnovers), three rebounds and a steal in 15 minutes
- Boasts a 45-inch vertical leap that has made him a dunking sensation online



**21**

## LEW EVANS

GP/GS	PPG	RPG	APG	FG%	3FG%	FT%
16-17	16/1	2.6	2.0	0.8	.313	.188

Career Highs 80/39 5.9 4.3 0.8 .373 .289 .683

Career Highs Pts: 22 Reb: 14 Asst: 3 Stl: 2 Min: 39

**RS-Sr. • F • 6-7 • 235 • Salt Lake City, Utah/Utah State**

- His defense against the Texas A&M (12/29) front line was critical to the Vols' SEC-opening win
- Started against No. 8 Gonzaga (12/18), scoring eight points and adding five rebounds
- Played a season-high 25 minutes vs. Lipscomb (12/15) and posted a season-best nine points
- Brings experience as the only player on this UT roster who has played in the NCAA Tournament



**23**

## JORDAN BOWDEN

GP/GS	PPG	APG	SPG	FG%	3FG%	FT%
16-17	16/15	7.9	0.9	0.9	.398	.328

Career Highs Pts: 21 Reb: 6 Asst: 2 Stl: 3 Min: 36

**Fr. • G • 6-3 • 180 • Knoxville, Tenn./22 Feet Academy (S.C.)**

- His .952 free-throw percentage (20-of-21) ranks first among SEC freshmen
- His 15 points at No. 24 Florida (1/7) were his most since scoring 21 vs. Presbyterian on Dec. 6
- Season-high 21 points vs. Presbyterian (12/6) included a stretch of 11 straight points over 1:15 in the 2nd half
- First Knox County product to sign with UT as a freshman since Doug Roth in 1985



**24**

## LUCAS CAMPBELL

GP/GS	PPG	RPG	APG	FG%	3FG%	FT%
16-17	1/0	0.0	0.2	0.0	-	-

Career Highs 5/0 0.6 0.2 0.0 .333 .500 -

Career Highs Pts: 3 Reb: 1 Asst: - Stl: - Min: 4

**So. • G • 6-2 • 178 • Knoxville, Tenn./Christian Academy of Knoxville**

- Made his regular season debut against Presbyterian (12/6), logging three minutes of action
- Saw action in four games last season as a true freshman
- Knocked down a 3-pointer late in Tennessee's SEC Tournament win over Auburn last season
- Was a member of the UT track & field team (jumps) before joining the basketball team last October



**25**

## SHEMBARI PHILLIPS


GP/GS	PPG	APG	SPG	FG%	3FG%	FT%
16-17	16/10	7.3	2.3	0.6	.447	.600

Career Highs 49/21 6.0 1.4 0.3 .422 .429 .766

Career Highs Pts: 23 Reb: 7 Asst: 7 Stl: 2 Min: 38

**So. • G • 6-3 • 192 • Atlanta, Ga./Wheeler HS**

- Tennessee is a perfect 5-0 when he hands out three or more assists in a game
- Looking to snap a scoreless streak stretching over the last three games
- Solid line off the bench at Texas A&M (12/29): 10 points, 6 rebounds, 3 assists in 19 minutes
- Knocked down three 3-pointers en route to a season-high 16 points against #16 Wisconsin (11/21)



**32**

## BRAD WOODSON

GP/GS	PPG	RPG	APG	FG%	3FG%	FT%
16-17	1/0	5.0	0.0	0.0	.333	.500

Career Highs 11/0 1.0 0.7 0.3 .176 .182 1.000

Career Highs Pts: 5 Reb: 3 Asst: 1 Stl: 1 Min: 18

**So. • G • 6-0 • 178 • Murfreesboro, Tenn./Riverdale HS**

- Made the most of his four minutes vs. Presbyterian (12/6), scoring five points
- Was named to the 2015-16 First-Year SEC Academic Honor Roll
- Was a 1,000-point scorer at Riverdale High School, where his father, Kevin, was the varsity head coach
- Had perfect attendance from kindergarten through high school