

**GAME 1 • VANDERBILT** **OREGON MEN'S BASKETBALL**

**2011-12 SCHEDULE**

**NOVEMBER**

2	Grand Canyon (EXHIBITION)	W, 82-75
6	Lewis and Clark (EXHIBITION)	W, 100-58
11	at Vanderbilt	7 pm
17	Eastern Washington	7 pm
20	SE Missouri State	2 pm
23	at Nebraska	6 pm
29	UTEP	7 pm

**DECEMBER**

3	vs. BYU #	2 pm
10	Fresno State	7 pm
12	Portland State	7 pm
18	Virginia	2:30 pm
20	North Carolina Central \$	7 pm
21	Prairie View A&M \$	7 pm
22	Stephen F. Austin \$	7 pm
29	vs. Washington State % *	TBA
31	at Washington *	7 pm

**JANUARY**

5	Stanford *	6 pm
8	California *	4:30 pm
12	at Arizona State *	7:30 pm
14	at Arizona *	TBA
19	USC *	5:30 pm
21	UCLA *	1 pm
29	Oregon State *	3:30 pm

**FEBRUARY**

2	at Utah *	TBA
4	at Colorado *	6 pm
9	Washington *	8 pm
11	Washington State *	3 pm
16	at California *	7:30 pm
19	at Stanford *	4:30 pm
26	at Oregon State *	4:30 pm

**MARCH**

1	Colorado *	TBA
3	Utah *	TBA
7-10	Pac-12 Conference Tournament !	TBA

# Played at EnergySolutions Arena in Salt Lake City  
 \$ Global Sports Hoops Showcase in Eugene  
 % Played at Spokane Arena in Spokane  
 \* Pac-12 Conference Regular Season Game  
 ! Pac-12 Conference Tournament - Los Angeles, Calif.

**2010-11 CONFERENCE STANDINGS (FINAL)**

Team	Conf.	Pct.	Overall	Pct.
Arizona	14-4	.778	30-8	.789
UCLA	13-5	.722	23-11	.676
Washington	11-7	.611	24-11	.686
USC	10-8	.556	19-15	.559
California	10-8	.556	18-15	.545
Washington State	9-9	.500	22-13	.629
<b>Oregon</b>	<b>7-11</b>	<b>.389</b>	<b>21-18</b>	<b>.538</b>
Stanford	7-11	.389	15-16	.484
Oregon State	5-13	.278	11-20	.355
Arizona State	4-14	.222	12-19	.387

## O DUCKS OPEN SEASON WITH ROAD GAME AGAINST NO. 7 VANDERBILT O

EUGENE, Ore.

Nov. 8, 2011

The University of Oregon men's basketball team will open the 2011-12 regular-season schedule with a road game against No. 7/7 Vanderbilt. Tip-time for the Ducks-Commodores contest is set for 7 p.m. (PT) at Memorial Gym (14,316) in Nashville, Tenn.

Vanderbilt leads the all-time series history with Oregon, 4-2. The Commodores defeated UO in the last meeting back on Nov. 30, 2005, a 76-75 result in Nashville. A year before, the Ducks won 76-65 in a Pape' Jam game played at Rose Garden Arena in Portland.

Vandy returns all five starters (and 10 letterwinners) from a team that went 23-11 overall and 9-7 in SEC play a year ago. The Commodores have made back-to-back appearances in the NCAA Tournament, falling 69-66 to Richmond in the first round last season.

Head coach Kevin Stallings is in his 13th season as mentor at Vanderbilt and 19th season overall as a NCAA Division I head coach. He maintains a 236-148 record at VU (career mark of 359-211).

The Commodores were picked to finish second in the SEC's preseason media poll, receiving four first-place votes and a total of 265 points. Kentucky was picked first by the media with 18 first-place votes and 282 total points.

GAME NOTES continued on page 2

**RANKED OPPONENTS IN SEASON OPENERS A RARITY**

Friday's meeting with No. 7 Vanderbilt marks just the fourth time in school history that Oregon will face a ranked opponent in a regular-season opening game. The Ducks are 0-3 in those games.

The Commodores are the first ranked foe UO has faced in a season opener dating back to the 1989-90 season. That year the Ducks lost 102-75 at No. 9 Arkansas.

The highest-ranked opponent Oregon has faced in an opener came back in the 1976-77 season, with UO falling 78-67 at No. 6 UNLV.

The first time UO faced a ranked opponent in an opener was during the 1964-65 season. The Ducks fell 99-70 at No. 19 Brigham Young.

Vandy is one of four UO opponents to start the 2011-12 season ranked in the top 25. Complete listing on page 2 of this release.



**DANA ALTMAN**

**OREGON-VANDERBILT LIVE COVERAGE**

- **TV:** Fox Sports South  
Pete Pranica, play-by-play  
Larry Connelly, analyst

The game will not air live on ROOT SPORTS NW. The game may air live on other regional broadcast channels that carry Fox Sports Net programming. Check your local listings.

- **Radio:** Oregon IMG Sports Network  
95.3-FM KSCR in Eugene/Springfield  
Jerry Allen, play-by-play

- **GoDucks.com:** Live audio, stats

- **Satellite radio:** Sirius 217, XM 199  
\*\*Both are Vanderbilt broadcasts

- **Twitter:** @Geraghty\_UO for in-game updates, stats, etc.

Complete media information (radio affiliates, TV schedule and information) is located on page 3 of this release.

**TENTATIVE SCHEDULE OVER THE NEXT 10 DAYS**

Tuesday, Nov. 8.....	Pre-practice media availability, 12:45 p.m.; Practice, 1:30-4 p.m.
Wednesday, Nov. 9.....	Travel Day
Thursday, Nov. 10.....	Practice, TBA
Friday, Nov. 11.....	Game at Vanderbilt, 7 p.m.
Saturday, Nov. 12.....	Travel Day
Sunday, Nov. 13.....	Off Day
Monday, Nov. 14.....	Practice, 1:30-4 p.m.
Tuesday, Nov. 15.....	Pre-practice media availability, 12:45 p.m.; Practice, 1:30-4 p.m.
Wednesday, Nov. 16.....	Practice, 1:30-4 p.m.
Thursday, Nov. 17.....	Game vs. Eastern Washington, 7 p.m.

**OREGON BASKETBALL QUICK FACTS**

Name .....University of Oregon  
 Location .....Eugene, Ore.  
 Founded .....1876  
 Enrollment .....24,000  
 Nickname .....Ducks  
 Colors..... Thunder Green (Pantone 342 5C)  
 .....and Lightning Yellow (Pantone Yellow C)  
 President .....Dr. Richard Lariviere  
 Athletic Director ..... Rob Mullens  
 Faculty Representative..... James O'Fallon  
 Facility .....Matthew Knight Arena (12,369)  
 Press row phone .....541.346.4497  
 Main athletic dept. phone .....541.346.4481  
 Ticket office phone .....541.346.4461

**Basketball history**

First year of basketball ..... 1902-03 (104 years)  
 All-time basketball record ..... 1,451 - 1,284  
 All-time postseason record ..... 28-20  
 NCAA Tournament..... 10 appearances (12-9)  
 ..... \*'39, '45, '60, '61, '95, '00, '02, '03, '07, '08  
 NIT .....Nine appearances (11-10)  
 ..... '75, '76, '77, '84, '88, '90, '97, '99, '04  
 CBI ..... '11  
 \* National Champions

**2011-12 Coaching Staff**

Head coach ..... Dana Altman (E. New Mexico, '80)  
 Career record (years) ..... 431-261 (23rd year)  
 Oregon record (years) ..... 21-18 (Second year)  
 Pac-12 record (years) ..... 7-11 (Second year)  
 Assistant coaches ..... Kevin McKenna  
 ..... Brian Fish, Tony Stubblefield  
 Director of Operations ..... Josh Jamieson  
 Strength and conditioning coach ..... Bryce Daub  
 Athletic Trainer ..... Clay Jamieson  
 Administrative assistant ..... Blake McMahon

**Oregon Media Services**

Phone .....541.346.5448  
 Fax .....541.346.5449  
 Director .....David Williford (Exec. Asst. A.D.)  
 MBB contact ..... Chris Geraghty  
 Office phone .....541.346.7332  
 Cell phone .....541.335.9158  
 E-mail ..... chrisg@uoregon.edu  
 Associate Director ..... Greg Walker  
 Assistant Directors ..... Geoff Thurner  
 ..... Andy McNamara, Andria Wenzel  
 Intern ..... Christina Hilliard  
 Office manager ..... Kim Johansen  
 Mailing address ..... University of Oregon  
 ..... Len Casanova Athletic Center  
 ..... 2727 Leo Harris Parkway  
 ..... Eugene, OR 97401

**DUCKS TO TAKE ON CHALLENGING 2011-12 SCHEDULE**

The Ducks' 30-game 2011-12 schedule features 18 regular-season home contests at Matthew Knight Arena in Eugene. Of the Ducks' 23 opponents, 11 competed in postseason play a year ago.

Six of the opponents participated in the 2011 NCAA Men's Basketball Championship, while another five took part in the postseason National Invitation Tournament. In addition to the Pac-12 schools on the schedule, UO will battle teams from 11 different conferences: SEC, Big Sky, Ohio Valley, Big Ten, Conference-USA, West Coast, WAC, ACC, SWAC, MEAC and Southland.

Highlighting the non-conference slate are road games against Vanderbilt (Nov. 11) and Nebraska (Nov. 23), a home game against UTEP (Nov. 29), a neutral-site game versus BYU (Dec. 3 in Salt Lake City) and home contest against Virginia (Dec. 18).

The Ducks will play all 12 teams as part of the new Pac-12 schedule. Oregon will host USC and UCLA, but will not play road games against the Los Angeles schools this season. UO will play at Arizona State and Arizona, but will not play home games against either Arizona school. Neither ASU nor UA will play at Matthew Knight Arena until the 2012-13 season (both played at Mac Court in 2010-11). UO will play all other conference foes both home and away, including inaugural trips to Colorado and Utah.



**GARRETT SIM**

**FOUR OPPONENTS RANKED IN PRESEASON TOP 25**

Four of Oregon's opponents begin the 2011-12 season ranked in both the USA TODAY / ESPN Top 25 Preseason Coaches Poll and the AP Preseason Top 25 Poll. The ranked opponents include (listed AP poll/coaches poll) No. 7/7 Vanderbilt, No. 16/16 Arizona, No. 17/20 UCLA and No. 24/24 California. Other UO opponents receiving votes were Washington, Virginia and BYU.

GAME NOTES continued on page 3

**2011-12 OREGON MEN'S BASKETBALL ROSTER**

No.	Name	Pos.	Ht.	Wt.	Cl. - Ex.	Hometown (Previous School)
1	Bruce Barron	G	6-3	200	Fr. - HS	Carbondale, Ill. (Brehm Preparatory School)
3	Garrett Sim	G	6-2	185	Sr. - 3V	Portland, Ore. (Sunset HS)
4	Nicholas Lucenti	G	6-3	212	So. - SQ	Los Angeles, Calif. (Loyola HS)
5	Olu Ashaolu	F	6-7	220	Sr. - TR	Toronto, Ontario (Louisiana Tech)
10	Johnathan Loyd	G	5-8	165	So. - 1V	Las Vegas, Nev. (Bishop Gorman HS)
12	Brett Kingma	G	6-1	175	Fr. - HS	Mill Creek, Wash. (Jackson HS)
23	Jeremy Jacob	F	6-8	230	Sr. - 2V	Baton Rouge, La. (Chipola College)
25	E.J. Singler	F	6-6	215	Jr. - 2V	Medford, Ore. (South Medford HS)
31	Tyrone Nared	F	6-8	220	Sr. - 1V	Woonsocket, R.I. (Monroe College)
32	Jabari Brown	G	6-5	205	Fr. - HS	Oakland, Calif. (Oakland HS)
33	Carlos Emory	F	6-7	225	Jr. - TR	Bloomington, Minn. (Howard JC)
34	Devoe Joseph	G	6-4	180	Sr. - TR	Pickering, Ontario (Minnesota)
40	Austin Kuemper	C	6-9	230	Fr. - HS	Portland, Ore. (Westview HS)
42	Chris Larson	C	6-11	220	Jr. - TR	Hudson, Iowa (Black Hawk CC)
55	Tony Woods	C	6-11	250	Jr. - TR	Rome, Ga. (Wake Forest)

**ROSTER BREAKDOWN**

**By position**

**G (7):** Barron, Brown, Joseph, Kingma, Loyd, Lucenti, Sim

**F (5):** Ashaolu, Emory, Jacob, Nared, Singler

**C (3):** Kuemper, Larson, Woods

**By year**

**FR (4):** Barron, Brown, Kingma, Kuemper

**SO (2):** Loyd, Lucenti

**JR (4):** Emory, Larson, Singler, Woods

**SR (5):** Ashaolu, Jacob, Joseph, Nared, Sim

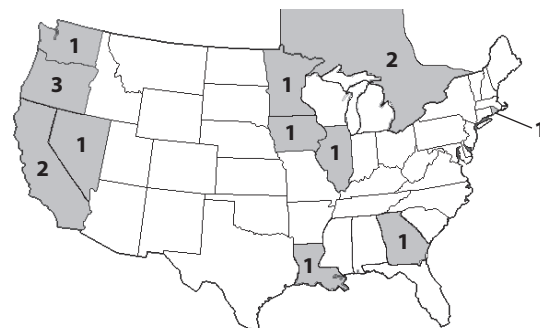
**Pronunciation guide**

Olu Ashaolu (OH-lew ASHA -oh-lew)  
 Nicholas Lucenti (lew - SENTRY)  
 Tyrone Nared (NAIR - ed)  
 Austin Kuemper (KEMP - err)

**GEOGRAPHIC ROSTER BREAKDOWN**

**By State/Country**

- California (2): Brown, Lucenti
- Georgia (1): Woods
- Illinois (1): Barron
- Iowa (1): Larson
- Louisiana (1): Jacob
- Minnesota (1): Emory
- Nevada (1): Loyd
- Oregon (3): Kuemper, Sim, Singler
- Rhode Island (1): Nared
- Washington (1): Kingma
- Ontario, Canada (2): Asaolu, Joseph



**OREGON SPORTS NETWORK - RADIO**

Albany/Corvallis..... KGAL, 1580-AM  
 Bend..... KBND, 1110-AM  
 Brookings ..... KURY, 910-AM  
 Burns..... KZZR, 1230-AM  
 Coos Bay/North Bend ..... KWRO, 630-AM  
 Eugene ..... KJUZ, 95.3-FM  
 Florence ..... KCST, 106.9-FM  
 Klamath Falls..... KFLS, 1450-AM  
 Lincoln City..... KBCH, 1400-AM  
 Medford ..... KCMX, 880-AM  
 Newport..... KCUP, 1230-AM  
 Portland ..... KXL, 750-AM  
 Roseburg ..... KSKR, 101.1-FM  
 Salem..... KYKN, 1430-AM

All regular-season games are broadcast on the 14-station Oregon IMG Sports Network. Jerry Allen, in his 25th season, will call the action.

Oregon games can also be heard (on a game-to-game basis) on Sirius and XM satellite radio.

**OREGON SPORTS NETWORK - TELEVISION**

All OSN broadcasts (games and coaches shows) can be found on Comcast SportsNet Northwest: Cable channel 37 (HD channel 788).

OSN will broadcast the weekly coaches' show, *Oregon Basketball Full Court*, airing each Monday at 8 pm (PT) throughout the conference schedule.

**2011-12 TV BROADCAST SCHEDULE**

Nov. 11..... at Vanderbilt (FSN)  
 Nov. 17..... Eastern Washington (CSNNW)  
 Nov. 23..... at Nebraska (Big Ten Network)  
 Nov. 29..... UTEP (CSNNW)  
 Dec. 3..... at BYU (ESPNU)  
 Dec. 10..... Fresno State (CSNNW)  
 Dec. 18..... Virginia (FSN)  
 Dec. 29..... at Washington State (TBA)  
 Dec. 31..... at Washington (ESPN2)  
 Jan. 5..... Stanford (CSNNW)  
 Jan. 8..... California (FSN)  
 Jan. 12..... at Arizona State (FSN)  
 Jan. 14..... at Arizona (CBS)  
 Jan. 19..... USC (CSNNW)  
 Jan. 21..... UCLA (FSN)  
 Jan. 29..... Oregon State (FSN)  
 Feb. 2..... at Utah (TBA)  
 Feb. 4..... at Colorado (ROOT Sports)  
 Feb. 9..... Washington (FSN)  
 Feb. 11..... Washington State (CSNNW)  
 Feb. 16..... at California (CSNNW / CSNCA)  
 Feb. 19..... at Stanford (FSN)  
 Feb. 26..... at Oregon State (FSN)  
 March 1..... Colorado (TBA)  
 March 3..... Utah (TBA)  
 March 7-10..... Pac-12 Tournament (FSN / CBS)

**INTERNET COVERAGE ON GODUCKS.COM**

Live audio, video (for a fee on the O-Zone) and statistics will be available for select home games on goducks.com. O-Zone features include: Live video streaming, on-demand video replays, live audio coverage and more.

UO basketball representatives will make periodic appearances throughout the season on *Ducks Insider*, a daily sports webcast (hosted by Jerry Allen and Jill Savage, 1-3 pm) that features interviews with coaches and student-athletes.

Follow Oregon on twitter @OregonMBB for behind the scenes perspective by the staff and players. Follow @Geraghty\_UO for the latest team news, in-game updates and facts/figures on the squad.

**RECAPPING THE 2011 PRESEASON FOREIGN TOUR**

The Ducks traveled to Italy for a 10-day foreign tour in late August and early September, posting a 2-3 overall record in facing Italian professional teams. In addition to the high-level competition, the coaches and players spent off days sight-seeing at the Spanish Steps, Trevi Fountain, Rome City Center, Coliseum, Roman Forum, Accademia Museum and Lake Como.

In Oregon's 71-54 win over Latina Basket, UO freshman guard Jabari Brown scored a team-high 18 points to go with six rebounds. He was joined in double-figures by junior center Tony Woods who added 12 points, six rebounds and five blocks. Junior forward Carlos Emory tallied a team-best eight rebounds.


Four Ducks reached double figures in scoring in their next game, a 95-89 loss to Scafati. Once again it was Brown who tallied a team-high with 22 points. Junior forward E.J. Singler had 12, while senior guard Garrett Sim and freshman guard Brett Kingma each added 10.

Oregon came back to win the third game against Varese by a score of 75-67. Brown had 15 points and five rebounds to mark the third straight game that the first-year player led UO in scoring. Senior forward Jeremy Jacob tallied a double-double with 14 points and 11 rebounds.

The Ducks dropped their final two games on the trip, a 72-67 result with Tezenis Verona and a 72-63 loss to Casale Monferrato. Brown (14 pts), Woods (13 pts) and Kingma (11 pts) led the way in the fourth game. Kingma (13 pts) was the only UO player to reach double figures in the fifth and final game. Singler contributed eight points to go with an Italy trip-best 15 rebounds in that finale.

Statistical leaders: Points - Brown (15.4 ppg); Rebounds - Singler (5.8 rpg); Assists - Johnathan Loyd (3.0 apg); Blocks - Woods (2.0 bpg); FG% - Olu Ashaolu (.464).

GAME NOTES continued on page 4



**JEREMY JACOB**

**2010-11 OREGON TEAM STATISTICS**

All Games	ORE		OPP		Conference Only (w/tourney)	ORE		OPP	
	ORE	OPP	ORE	OPP		ORE	OPP	ORE	OPP
SCORING	2737	2704	1405	1458	SCORING	1405	1458		
Points per game	70.2	69.3	66.9	69.4	Points per game	66.9	69.4		
Scoring margin	+0.8	-	-2.5	-	Scoring margin	-2.5	-		
FIELD GOALS-ATT	972-2287	941-2109	495-1197	513-1127	FIELD GOALS-ATT	495-1197	513-1127		
Field goal pct	.425	.446	.414	.455	Field goal pct	.414	.455		
3 POINT FG-ATT	273-805	287-785	160-456	155-439	3 POINT FG-ATT	160-456	155-439		
3-point FG pct	.339	.366	.351	.353	3-point FG pct	.351	.353		
3-pt FG made per game	7.0	7.4	7.6	7.4	3-pt FG made per game	7.6	7.4		
FREE THROWS-ATT	520-704	535-758	255-344	277-388	FREE THROWS-ATT	255-344	277-388		
Free throw pct	.739	.706	.741	.714	Free throw pct	.741	.714		
F-Throws made per game	13.3	13.7	12.1	13.2	F-Throws made per game	12.1	13.2		
REBOUNDS	1270	1348	650	738	REBOUNDS	650	738		
Rebounds per game	32.6	34.6	31.0	35.1	Rebounds per game	31.0	35.1		
Rebounding margin	-2.0	-	-4.2	-	Rebounding margin	-4.2	-		
ASSISTS	545	532	283	311	ASSISTS	283	311		
Assists per game	14.0	13.6	13.5	14.8	Assists per game	13.5	14.8		
TURNOVERS	477	601	255	308	TURNOVERS	255	308		
Turnovers per game	12.2	15.4	12.1	14.7	Turnovers per game	12.1	14.7		
Turnover margin	+3.2	-	+2.5	-	Turnover margin	+2.5	-		
Assist/turnover ratio	1.1	0.9	1.1	1.0	Assist/turnover ratio	1.1	1.0		
STEALS	321	209	164	108	STEALS	164	108		
Steals per game	8.2	5.4	7.8	5.1	Steals per game	7.8	5.1		
BLOCKS	103	156	41	78	BLOCKS	41	78		
Blocks per game	2.6	4.0	2.0	3.7	Blocks per game	2.0	3.7		
WINNING STREAK	2	-	0	-	WINNING STREAK	0	-		
Home win streak	5	-	0	-	Home win streak	0	-		
ATTENDANCE	192432	140180	94278	105177	ATTENDANCE	94278	105177		
Home games-Avg/Game	24-8018	11-8552	9-10475	9-7998	Home games-Avg/Game	9-10475	9-7998		

**OREGON PLAYERS WITH DOUBLE-DOUBLES (SEASON, CAREER)**

--**Olu Ashaolu** (all at Louisiana Tech)  
 2009-10 season registered 10 double-doubles  
 2010-11 season registered 16 double-doubles \*  
 \* the 19th best mark in the NCAA

--**Jeremy Jacob** (none in 2010-11, three career)  
 11-28-09 vs. Montana State..... 10 pts, 12 rebs  
 02-11-10 at Arizona..... 10 pts, 10 rebs  
 02-27-10 at UCLA..... 19 pts, 10 rebs

--**E.J. Singler** (three in 2010-11, three career)  
 11-12-10 vs. North Dakota State 16 pts, 11 rebs  
 12-11-10 vs. Willamette ..... 18 pts, 17 rebs  
 03-28-11 at Creighton ..... 10 pts, 10 rebs

--**Tyrone Nared** (one in 2010-11, one career)  
 01-29-11 at California ..... 14 pts, 10 rebs

**2010-11 SINGLE-GAME LEADERS, MISC.**

Scoring (includes ties)	Season	Career
Joevan Catron	22	25
Malcolm Armstead	2	9
E.J. Singler	7	7
Jeremy Jacob	1	6
Garrett Sim	2	5
Teondre Williams	-	4
Jay-R Strowbridge	2	2
Tyrone Nared	2	2
Johnathan Loyd	1	1

Rebounding (includes ties)	Season	Career
Joevan Catron	21	47
E.J. Singler	16	22
Jeremy Jacob	2	10
Tyrone Nared	7	7
Garrett Sim	1	4
Malcolm Armstead	-	3
Teondre Williams	-	3

Assists (includes ties)	Season	Career
Malcolm Armstead	26	50
Garrett Sim	5	18
Johnathan Loyd	10	10
E.J. Singler	5	9
Joevan Catron	1	9
Jay-R Strowbridge	3	3
Teondre Williams	-	2
Jeremy Jacob	-	1

Double Figure Scoring	Season	Career
Joevan Catron	28	53
E.J. Singler	28	34
Malcolm Armstead	17	32
Garrett Sim	16	30
Jeremy Jacob	3	14
Jay-R Strowbridge	13	13
Teondre Williams	5	13
Tyrone Nared	6	6
Johnathan Loyd	6	6

20-Point Games	Season	Career
Joevan Catron	11	12
Malcolm Armstead	1	4
E.J. Singler	2	2
Jay-R Strowbridge	1	1
Garrett Sim	1	2

30-Point Games	Season	Career
NA	-	-

Double Figure Rebounding	Season	Career
Joevan Catron	5	16
E.J. Singler	4	5
Jeremy Jacob	-	4
Tyrone Nared	1	1

Double Figure Assists Games	Season	Career
Malcolm Armstead	2	3

**ACTIVE STREAKS**

Consecutive Double Figure Scoring	
E.J. Singler	9
Joevan Catron	7

**SINGLER, SIM LEAD CORE GROUP OF RETURNERS**

Despite having nine newcomers to the squad, Oregon returns several key contributors with a significant amount of game experience.

Junior forward E.J. Singler, who led the conference in free throw shooting percentage (.852, 104-of-122) a year ago, is the top returning scorer and rebounder for this year's Oregon squad, bringing back averages of 11.7 points and 5.6 rebounds per game. Singler is also the top shooter returning in terms of percentages making 46.1 percent on field goals and 39.9 percent on 3-pointers last season. He was also the only Duck to start all 39 games in 2010-11, now having started 61-of-71 career games at UO.

Senior guard Garrett Sim, who has played in 102 career games (67 starts), averaged 8.2 points per outing last season which is second-best among returning players. He shot a career-best 34.7 percent on 3-pointers (52-of-150) in 2010-11 which also ranks second to Singler's shooting clip from a year ago. A steady decision-maker and ball-handler, Sim's 1.9 assist-to-turnover ratio is the best among players back for 2011-12.

Senior forwards Jeremy Jacob and Tyrone Nared provide some experience inside for UO. Jacob, who was limited to just 17 games last season because of injury, looks to regain the form he had during the 2009-10 season when he led the team in double-doubles and started half of the team's contests. The high-flying Nared led UO in blocked shots last year (30) and returns with the second-best field goal shooting percentage (.455) behind Singler. Nared started 21-of-39 games in his first year in Eugene.

Sophomore guard Johnathan Loyd started 16-of-39 games last year, a season highlighted by his free throw shooting percentage (.737) and assist-to-turnover ratio (1.7, 90a - 52to). His 34 steals are second-most among players returning.



**E.J. SINGLER**

GAME NOTES continued on page 5

**2010-11 STARTING LINEUPS**

Opponent	Guard	Guard	Guard/Forward	Forward	Forward/Center
NORTH DAKOTA ST.	11-Armstead	3-Sim	22-Williams	25-Singler	34-Catron
DENVER	11-Armstead	3-Sim	22-Williams	25-Singler	34-Catron
UC SANTA BARBARA	11-Armstead	3-Sim	22-Williams	25-Singler	34-Catron
SAN JOSE ST.	11-Armstead	3-Sim	22-Williams	25-Singler	34-Catron
TEXAS SOUTHERN	11-Armstead	3-Sim	25-Singler	34-Catron	23-Jacob
vs. Duke	11-Armstead	3-Sim	25-Singler	34-Catron	23-Jacob
MISSOURI	11-Armstead	3-Sim	55-Strowbridge	25-Singler	34-Catron
PORTLAND ST.	11-Armstead	3-Sim	55-Strowbridge	25-Singler	34-Catron
WILLAMETTE	11-Armstead	3-Sim	55-Strowbridge	25-Singler	34-Catron
JACKSONVILLE ST.	11-Armstead	3-Sim	55-Strowbridge	25-Singler	34-Catron
at Virginia	11-Armstead	3-Sim	55-Strowbridge	25-Singler	34-Catron
IDAHO	11-Armstead	55-Strowbridge	25-Singler	34-Catron	23-Jacob
ARIZONA	11-Armstead	10-Loyd	25-Singler	34-Catron	23-Jacob
ARIZONA ST.	11-Armstead	10-Loyd	55-Strowbridge	25-Singler	34-Catron
at Washington	10-Loyd	3-Sim	25-Singler	34-Catron	23-Jacob
at Washington St.	10-Loyd	3-Sim	25-Singler	34-Catron	23-Jacob
USC	10-Loyd	3-Sim	22-Williams	25-Singler	23-Jacob
UCLA	10-Loyd	3-Sim	22-Williams	25-Singler	23-Jacob
at Oregon State	10-Loyd	3-Sim	25-Singler	34-Catron	31-Nared
at Stanford	10-Loyd	3-Sim	25-Singler	34-Catron	31-Nared
at California	10-Loyd	3-Sim	25-Singler	34-Catron	31-Nared
WASHINGTON ST.	10-Loyd	3-Sim	25-Singler	34-Catron	31-Nared
WASHINGTON	10-Loyd	3-Sim	25-Singler	34-Catron	31-Nared
at UCLA	10-Loyd	3-Sim	25-Singler	34-Catron	31-Nared
at USC	10-Loyd	3-Sim	25-Singler	34-Catron	31-Nared
OREGON ST.	10-Loyd	3-Sim	25-Singler	34-Catron	31-Nared
CALIFORNIA	10-Loyd	3-Sim	25-Singler	34-Catron	31-Nared
STANFORD	11-Armstead	3-Sim	25-Singler	34-Catron	31-Nared
at Arizona St.	10-Loyd	3-Sim	25-Singler	34-Catron	31-Nared
at Arizona	11-Armstead	3-Sim	25-Singler	34-Catron	31-Nared
vs. Arizona St.	11-Armstead	3-Sim	25-Singler	34-Catron	31-Nared
vs. UCLA	11-Armstead	3-Sim	25-Singler	34-Catron	31-Nared
vs. Washington	11-Armstead	3-Sim	25-Singler	34-Catron	31-Nared
WEBER ST.	11-Armstead	3-Sim	25-Singler	34-Catron	31-Nared
DUQUESNE	11-Armstead	3-Sim	25-Singler	34-Catron	31-Nared
BOISE STATE	11-Armstead	3-Sim	25-Singler	34-Catron	31-Nared
at Creighton	11-Armstead	3-Sim	25-Singler	34-Catron	31-Nared
CREIGHTON	11-Armstead	3-Sim	25-Singler	34-Catron	31-Nared
CREIGHTON	11-Armstead	3-Sim	25-Singler	34-Catron	31-Nared

**Most starts:** 39, E.J. Singler (consecutive)

- Loyd, Sim, Singler, Catron, Nared (7-4)
- Armstead, Sim, Singler, Catron, Nared (6-4)
- Armstead, Sim, Strowbridge, Singler, Catron (3-2)
- Armstead, Sim, Williams, Singler, Catron (3-1)
- Armstead, Sim, Singler, Catron, Jacob (1-1)

**Number of different lineups:** 10 (in 39 games)

- Loyd, Sim, Williams, Singler, Jacob (1-1)
- Armstead, Strowbridge, Singler, Catron, Jacob (0-1)
- Armstead, Loyd, Singler, Catron, Jacob (0-1)
- Armstead, Loyd, Strowbridge, Singler, Catron (0-1)
- Loyd, Sim, Singler, Catron, Jacob (0-2)

**OREGON'S 2010-11 RECORD WHEN**

At home .....	16-8 (9-3 Matt, 7-5 Mac)
On the road.....	3-8
Neutral site.....	2-2
Overtime games .....	1-0
vs. Top-25 team .....	1-4
Leading at the half .....	16-4
Behind at the half.....	4-14
Tied at the half.....	1-0
Game decided by 1-5 points .....	6-4
Game decided by 1-9 points.....	11-7
Game decided by 10-15 points .....	3-4
Game decided by 16 points or more.....	7-6
UO out-rebounds the opponent .....	12-3
UO is out-rebounded by the opponent.....	7-14
Same number of rebounds.....	2-1
UO with better shooting percentage.....	17-1
UO with worse shooting percentage.....	4-17
Same shooting percentage .....	0-0
UO shooting 50.0-plus FG Pct. ....	6-2
UO shooting less than 50.0 FG Pct. ....	15-16
UO making 10 or more 3-PT FGs.....	3-5
UO making less than 10 3-PT FGs.....	18-13
UO with fewer TOs than opponents.....	16-12
UO with more TOs than opponents.....	5-4
UO with same number of TOs.....	0-2
UO with fewer fouls than opponents.....	11-5
UO with more fouls than opponents .....	7-13
Same number of fouls .....	3-0
UO wearing white uniforms .....	13-8
..... (2011 model: 8-2, 2010 model: 3-3, Throwback: 2-3)	
UO wearing yellow uniforms.....	4-0
..... (2011 model: 2-0, 2010 model: 2-0)	
UO wearing green uniforms .....	3-3
..... (2011 model: 3-2, 2010 model: 0-1)	
UO wearing black uniforms .....	1-5
..... (2011 model: 1-3, 2010 model: 0-2, Stealth: 0-0)	
UO wearing silver (light) uniforms .....	0-1
..... (2011 model: 0-1)	
UO wearing grey (dark) uniforms .....	0-1
..... (2011 model: 0-1)	
80 plus point games .....	6
90 plus points games.....	2
100 plus points games .....	1
30 plus FG games .....	5
50.0 plus FG Pct. games .....	8
10 plus 3FG games.....	8
40.0 plus 3FG Pct. games.....	9
75.0 plus FT Pct. games.....	17
40 plus rebound games .....	4
20 plus assists games.....	5
10 plus steals games .....	10
5 plus block games .....	4
Hold opponents under 70 pts .....	22
Hold opponents under 60 pts .....	11
Hold opponents under 40.0 Pct. FG .....	10
Hold opponents under 30.0 Pct. 3FG.....	9

**ALTMAN'S RECRUITING CLASS RANKS HIGH NATIONALLY**

Oregon posted a Top 25 recruiting class according to Scout.com, ESPN.com and Rivals.com. UO was joined by Arizona and Washington as the only Pac-12 Conference schools to rank in all three polls. Scout.com/foxsports.com ranked the Ducks' class No. 20, while Rivals.com/yahoosports.com listed UO at No. 21. ESPN.com ranked Oregon at No. 23.

**OREGON AMONGST CONFERENCE STATISTICAL LEADERS**

The 2010-11 Oregon Ducks ranked at or near the top in turnover margin, free throw shooting percentage, steals and assist-to-turnover ratio.

Oregon ranked at the top of the league with a +3.18 turnover margin (477 UO turnovers, 601 opponent). In fact, in conference games only UO had a league-best +2.89 margin, with USC ranking a distant second at +1.0. Oregon committed fewer turnovers than its opponent 29 times last year (13 out of 18 league outings). The Ducks ended the year by posting a season-low six turnovers in Game 3 of the CBI finals against Creighton.

UO ranked second in the conference for free throw shooting (.739, 520-of-704) and steals (8.23, 321), while ranking third in assist/turnover ratio (1.14, 545-477).

The Ducks' high free throw shooting percentage was in large part because five of their eight major contributors (players who averaged 16 or more minutes per game) shot 70 percent or better. And three other players were just below that mark. E.J. Singler led the league in free throw shooting (85.2 percent), while Garrett Sim shot a career-high 83.0 percent from the charity stripe. Players who also shot 70 percent or better included: Jay-R Strowbridge (77.0 percent), Johnathan Loyd (73.7 percent) and Joevan Catron (71.8 percent). In addition, Tyrone Nared (69.8 percent), Malcolm Armstead (69.5 percent) and Teondre Williams (64.7 percent) were just below that 70 percent mark.

UO set a new single-season school record for steals in 2010-11, registering 321 (8.3 spg) in 39 games on the year. The previous mark for a single-season was held by the 2002-03 team which had 263 (7.9 spg) in 33 games. Oregon State led the conference with a steals per game average of 9.45.

UO's strong assist-to-turnover ratio can be attributed to unselfish offensive play. Last season, 57 percent of Oregon's made field goals were credited with an assist (545 assists for 972 made field goals). This was a considerable improvement from the 2009-10 season when just 44 percent of the Ducks' made baskets were assisted (355 assists for 803 made baskets).

**ALTMAN COACHING NOTES**

Head coach Dana Altman took the 2010-11 Oregon squad, which was projected to finish last in the conference's preseason poll, and helped the Ducks defy expectations. Oregon finished in a tie for seventh in final regular-season standings and made a run to the semifinal round of the conference's postseason tournament, before accepting an invitation to the 2011 CBI which UO eventually won.

- Altman has made 14-straight postseason appearances and 14 consecutive winning seasons.
- Altman has 13 20-win season in 26 years as head coach.
- Altman is just the second first-year UO head coach to finish the year with a winning record. Dating back to when the Pac-8 (now Pac-12) was formed before the 1964-65 season.
- Altman has finished .500 or better in 19 of his 22 seasons as a NCAA Division I head coach.

**Victories by a First Year Oregon Head Coach**

1. John Warren, 1944-45.....30-15, 11-5 PCC
2. **Dana Altman, 2010-11**..... **21-18, 7-11 Pac-10**
3. Howard Hobson, 1935-36..... 20-11, 7-9 PCC
4. Dan Monson, 1983-84.....16-13, 11-7 Pac-10
5. William Reinhart, 1923-24..... 15-5, 4-4 PCC

**TOUGH TO REPLACE**

Joevan Catron captained the Ducks to 21 wins in his final collegiate season, something that wouldn't have happened had he not received the medical hardship from the conference office in June of 2010. The versatile forward's productivity and leadership will be hard to replace.

Catron led the team in scoring (15.9 ppg), rebounding (6.7 rpg), field goals made and attempted (195-of-416), and free throws made and attempted (178-of-248). In fact, his 178 made free throws set a new single-season school record (passing Fred Jones who made 169 in the 2001-02 season). Catron also managed to rank second on the squad in steals (1.1 spg, 42).

Those scoring and rebounding numbers positioned Catron in the top 10 of conference players during the 2010-11 season, ranking sixth in points per game and ninth in rebounds per outing. He was recognized as second team all-conference for his play.

In the 37 games he suited up for last season, Catron led the team in scoring 22 times and rebounding on 21 occasions. Of his 12 career 20-point or better games, 11 came last season. Catron reached double-figures in scoring 28 times in 2010-11.

On the career, Catron set the modern school record for games played with 133. He wrapped up his career in style by scoring a career-high 29 points in his final game as a Duck, a 71-69 victory over Creighton in Game 3 of the CBI championship series. He earned MVP honors for the tournament after averaging 20.7 ppg and 9.0 rpg in those six postseason games.



**JOHNATHAN LOYD**

THE LAST TIME OREGON ....

**Team**

Scored 100+ pts..... 100, vs. Willamette (12-11-10)  
 Held opponent under 50 pts..... 43, vs. Washington St. (2-3-11)  
 Held opponent under 40 pts.....23, vs. Savannah St. (11-20-05)  
 Won by 20+ pts..... 26 (69-43), vs. Washington St. (2-3-11)  
 Won by 30+ pts..... 33 (100-67), vs. Willamette (12-11-10)  
 Won by 40+ pts..... 51 (94-43), vs. Winston-Salem St. (11-13-09)  
 Made 50%+ FG.....53.4%, vs. Creighton (3-30-11)  
 Made 60%+ FG.....63.3%, vs. Mount St. Mary's (12-28-07)  
 Held opponent under 40%.....35.2% (19-of-54), vs. UCLA (3-10-11)  
 Held opponent under 30%..... 25.9% (14-of-54), vs. Washington St. (2-3-11)  
 Made 40%+ 3-pt. FGs.....48.0% (12-of-25), vs. Boise State (3-23-11)  
 Made 50%+ 3-pt. FGs..... 57.9% (11-of-19), vs. Arizona St. (3-9-11)  
 Held opponent under 30% 3-pt.....29.6% (8-of-27), vs. Arizona St. (3-9-11)  
 Made 10+ 3-pt FGs..... 10-of-26, at Creighton (3-28-11)  
 Made 15+ 3-pt FGs.....18-of-31, at California (2-9-10)  
 Held opponent under five 3-pt FGs..... 4-of-21, vs. Oregon St. (2-19-11)  
 Held opponent to zero 3-pt FGs..... 0-of-13 vs. Savannah St. (11-20-05)  
 Made 80%+ FT..... 88.5% (23-of-26), vs. Weber St. (3-16-11)  
 Made 90%+ FT..... 92.3% (12-of-13), at Stanford (1-27-11)  
 Made 100% FT..... 100% (10-of-10), vs. Washington St. (3-10-10)  
 Attempted 40+ FTs ..... 45, vs. Western Michigan (11-12-07)  
 Attempted 50+ FTs ..... 54, vs. Washington (2-10-04)\*  
 Made 30+ FTs..... 31-of-45, vs. Western Michigan (11-12-07)  
 Had 50+ rebounds ..... 58, vs. Pepperdine (11-10-07)  
 Had 60+ rebounds ..... 65, at Washington St. (1-14-99)  
 +20 rebound margin..... +20 (49-29) vs. Willamette (12-11-10)  
 Forced 20+ TOs..... 20, vs. Creighton (3-30-11)  
 Committed under 10 TOs .....6, vs. Creighton (4-1-11)  
 Had 10+ steals ..... 11, vs. Duquesne (3-21-11)  
 Had 15+ steals ..... 17, vs. Willamette (12-11-10)  
 Had 20+ assists..... 20, at Arizona (3-5-11)  
 Had 30+ assists.....30, vs. Florida A&M (12-20-02)  
 Blocked 10+ shots..... 10, vs. North Dakota St. (11-12-10)  
 Went to OT..... W (97-92), North Dakota St. (11-12-10)  
 Went to 2OT..... W (91-89), at Washington St. (12-31-09)  
 Went to 3OT..... W (87-83), at Washington St. (1-14-99)  
 Went to 4OT+..... L, 107-102 (5OT) at California (2-10-77)\*

**Individual**

Scored 40+ pts..... Luke Jackson (40); vs. Colorado (3-17-04)  
 Scored 30+ pts.....Tajuan Porter (32); vs. Washington St. (3-10-11)  
 Five players w/10+ pts.....Joevan Catron (15), Jay-R Strowbridge (14),  
 Garrett Sim (14), Johnathan Loyd (10), E.J. Singler (10)  
 at Creighton (3-28-11)  
 Six players w/10+ pts.....E.J. Singler (18), Garrett Sim (15),  
 Joevan Catron (13), Teondre Williams (13),  
 Malcolm Armstead (10), Jay-R Strowbridge (10)  
 vs. Willamette (12-11-10)  
 Seven+ players w/10+ pts.....Maarty Leunen (18), Tajuan Porter (17)  
 Malik Hairston (16), Joevan Catron (14)  
 Bryce Taylor (13), Kamyron Brown (11)  
 LeKendric Longmire (11); vs. San Francisco (11-24-07)  
 Two players w/20+ pts...Malcolm Armstead (21) and Michael Dunigan (20)  
 at Washington (1-2-10)  
 Three players w/20+ pts .....Luke Jackson (29), Luke Ridnour (28)  
 and Fred Jones (24); vs. Wake Forest (3-16-02)  
 Two players w/10+ rebs .....E.J. Singler (12) and Michael Dunigan (10)  
 vs. Oakland (12-19-09)  
 Three players w/10+ rebs .....Balderston (13), Sprague (13) and Adams (10)  
 vs. Tennessee Tech (12-29-85)  
 Had 10+ assists.....Malcolm Armstead (11)  
 at Arizona (3-5-11)  
 Had 5+ steals.....Malcolm Armstead (5)  
 vs. Creighton (3-30-11)  
 Had 5+ blocks .....Michael Dunigan (5)  
 at Washington St. (12-31-09)  
 Made 10+ FGs.....Joevan Catron (11-of-17)  
 vs. Creighton (4-1-11)  
 Made 5+ 3-pt. FGs..... Jay-R Strowbridge (6-of-9)  
 vs. Oregon St. (2-19-11)  
 Made 10+ 3-pt. FGs.....Tajuan Porter (10-of-12)\*  
 vs. Portland St. (11-12-06)  
 Made 10+ FTs.....Joevan Catron (12-of-14)  
 vs. Boise State (3-23-11)  
 Made 80%+ FG^ ..... E. J. Singler (6-of-7)  
 vs. Jacksonville St. (12-13-10)  
 Made 100% FG^..... Jeremy Jacob (6-of-6)  
 vs. California (1-21-10)  
 Recorded a double-double# .....E.J. Singler (10 pts, 10 rebs)  
 at Creighton (3-28-11)  
 Two players w/double-double# .....Joevan Catron (18 pts, 11 rebs)  
 and Michael Dunigan (18 pts, 10 rebs)  
 vs. Alabama (11-24-08)  
 Player records 3+ straight double-doubles ..... 3, Joevan Catron  
 .....24-16 rebs vs. Weber State (3-16-11);  
 .....14-11 rebs vs. Duquesne (3-21-11); 24-11 rebs vs. Boise State (3-23-11)  
 Player records 10+ pts, 5+ rebs, 5+ assts, 5+ steals..... Malcolm Armstead  
 (12 pts, 7 rebs, 6 asts, 6 stls)  
 vs Washington (3-11-11)

\* - denotes school record  
 ^ - minimum five attempts



# DANA ALTMAN

**CAREER RECORD: 431-261 (23RD YEAR) • OREGON RECORD: 21-18, 7-11 (SECOND YEAR)**

On April 26, 2010, Dana Altman was named the 19th head coach in the history of the University of Oregon men's basketball program. He is 431-261 (.623) in 22 seasons as a head coach at the NCAA Division I level in stints at Oregon, Creighton, Kansas State and Marshall.

In his first season at Oregon, Altman led the Ducks to just the 12th 20-win season in the history of the program. Oregon went 21-18 overall and 7-11 in conference play which earned them a seventh-place finish in the final conference standings. Altman posted the second-highest win total of any first-year UO head coach. Only John Warren (30 wins in 1944-45) posted more in his first year on the sidelines.

The 2011 postseason included a pair of wins at the Pacific Life Pac-10 Conference Tournament, highlighted by a 76-59 upset win over No. 2-seed UCLA in the quarterfinals. Oregon participated in the 2011 College Basketball Invitational, defeating Creighton in the best-of-three championship series.

Altman arrived at UO after spending 16 seasons at Creighton where he became the school's all-time winningest coach with a record of 327-176 (.650). He led the Blue Jays to 13 consecutive postseason appearances, a stretch of 11 straight seasons with 20-plus wins, all while producing 10 or more league victories in each of the last 14 seasons. Those three feats have gone unmatched in the 103 years of the Missouri Valley Conference.

He led Creighton to 13 consecutive postseason appearances, a stretch of 11 straight seasons with 20-plus wins, all while producing 10 or more league victories in each of the last 14 seasons. Those three feats have gone unmatched in the 103 years of the Missouri Valley Conference.

He has won four Coach-of-the-Year awards from three different conferences spanning 13 seasons, including back-to-back MVC coaching honors while he was at the Omaha, Neb., educational institution in 2001 and 2002. Altman was a finalist for the Naismith National Coach of the Year Award and was named the NABC District 12 and USBWA District VI Coach of the Year following the 2002-03 campaign.

Creighton participated in seven NCAA Men's Basketball Tournaments and five National Invitation Tournaments under Altman, advancing to the second round of the NCAA championships in both the 1998-99 and 2001-02 seasons. He led the school to a MVC regular-season title in 2000-01 - its first in 10 years. The Bluejays posted a school-record 29 wins in 2002-03, finishing the season 15th in the Associated Press poll and 23rd in the coaches' voting.

Altman finished his career at Creighton ranking third all-time on the MVC list of all-time wins (327), trailing only Basketball Hall of Fame coaches Henry Iba (486) and Eddie Hickey (337). In 2007, he was one of 10 coaches named as part of the MVC's All-Centennial Team.

His teams claimed shares of three regular-season Missouri Valley Conference championships (including the 2008-09 crown) and six conference post-season tournament titles.

Student-athletes under his direction have earned

six All-America honors on the court and four Academic All-America laurels in the classroom. Three players he coached at Creighton - Kyle Korver, Rodney Buford and Anthony Tolliver - have played in the NBA.

Along the way, Creighton established school records for most victories in a two-year (52), three-year (76) and four-year span (99). From 1998-99 through 2008-09, Creighton was one of just six schools to win 20 or more games each of those seasons, an elite list that also included Duke, Florida, Gonzaga, Kansas and Syracuse.

In addition, Altman's teams have ranked in the top 30 nationally in attendance each of the past seven years.

Altman became the 15th head coach in Creighton history following the 1993-94 season after four successful years as the head coach at Kansas State and a season at Marshall.

Hired by Creighton on March 31, 1994, Altman inherited a team that posted a 7-22 ledger the year before his arrival and led the Bluejays to a slightly improved 7-19 record in 1994-95 before his 1995-96 squad jumped to 14-15. In 1996-97, Altman's team was 15-15 and followed with another substantial jump to 18-10 and a bid to the NIT in 1997-98.

Including a combined five seasons as head coach at Marshall and Kansas State, Altman maintains a 410-243 (.628) career record in 21 years at the NCAA Division I level. His 25-year overall head coaching record is 533-267 (.666), together with four seasons at Southeast and Moberly Junior Colleges.

Altman compiled a 68-54 record in four seasons (1990-94) at Kansas State University. During that time, Altman led the Wildcats to three straight postseason tourneys and was named the Big Eight Conference Coach of the Year after leading KSU to a 19-11 record and an appearance in the NCAA Tournament in 1993.

Altman's final Kansas State club turned heads nationally with a 68-64 win at No. 1 Kansas on Jan. 17, 1994. K-State eventually advanced to play in the NIT Final Four.

Altman's success at KSU followed him from a brief head coaching stint at Marshall where he was named Southern Conference Coach of the Year in 1990.

While head coach at Southeast Junior College in Fairbury, Neb., his first team (1982-83) rolled to a 29-6 record and a third-place finish in the junior college national tournament and Altman was honored as both Region 9 and the Nebraska College Coach of the Year.

In 1983, Altman accepted the head coaching position at Moberly (Mo.) Junior College, with a three-year run resulting in a staggering 94-18 record (25-9 in 1983-84; 35-5 with a third-place finish at the national tourney in 1984-85; and a 34-4 mark in 1985-86 with a sixth-place finish at nationals).

He was named Region 16 Coach of the Year in both the 1984-85 and 1985-86 seasons, and was also a finalist for 1986 National Junior College Athletic Association Coach of the Year accolades.

Altman's playing career began at Southeast

## THE DANA ALTMAN FILE

### PERSONAL

- Wife - Reva
- Children - Jordan, Chase, Spencer and Audra
- Date of Birth - June 16, 1958
- Hometown - Wilber, Neb.

### COACHING HONORS

#### Creighton University

- MVC MBB All-Centennial Team Coach
- 2004 Collegeinsider.com Jim Phelan Mid-Season Coach of the Year
- 2003 Naismith National Coach of the Year Finalist
- 2003 NABC District 12 Coach of the Year
- 2003 USBWA District VI Coach of the Year
- 2002 Rawlings MVC Coach of the Year
- 2001 Rawlings MVC Coach of the Year
- 1999 NABC District 12 Coach of the Year

#### Kansas State University

- 1993 Big Eight Conference Coach of the Year

#### Marshall University

- 1990 Southern Conference Coach of the Year

#### Moberly (Mo.) Junior College

- 1986 Region 16 Coach of the Year
- 1986 Finalist, NJCAA Coach of the Year
- 1985 Region 16 Coach of the Year

#### Southeast (Neb.) Junior College

- 1983 Neb. State College Coach of the Year
- 1983 Region 9 Coach of the Year

#### Collegiate Playing Experience

- Eastern New Mexico - 1978-80, Guard
- Southeast Junior College - 1976-78, Guard

### COLLEGE EDUCATION

- Western State University - M.B.A., 1981
- Eastern New Mexico - B.A., Business, 1980
- Southeast J.C. - A.A., Business, 1978

Junior College in 1976, where he captained teams to a 22-10 mark in his freshman year and a 26-5 record in his sophomore season. Altman completed his undergraduate education and playing career at Eastern New Mexico University. After earning his associate degree in business administration from Southeast in 1978, Altman graduated magna cum laude from Eastern New Mexico in 1980 with his bachelor's degree in the same field.

Altman received his master of business administration degree from Western (Colo.) State in 1981. He served as an assistant coach on the Western State staff from 1980-82.

At Wilber (Neb.) High School, Altman was a two-sport letterman, earning all-conference honors as a quarterback on the football team and as a guard in basketball. Altman was born June 16, 1958, in Crete, Neb. He and his wife, the former Reva Phillips of Stanton, Neb., have three sons, Jordan, Chase and Spencer, and one daughter, Audra.



# 1 BRUCE BARRON

FRESHMAN • GUARD • 6-3 • 200 • CARBONDALE, ILL. (BREHM PREPERATORY SCHOOL)

### 2011-12 | FRESHMAN SEASON

Missed preseason foreign tour of Italy with an injury.

### BEFORE OREGON

Played prep basketball at Brehm Preparatory School in Carbondale, Ill. ... Led AAU basketball team (Illinois Titans) to a national title in 2009, averaging 18 points per game in the senior national tournament ... Chose Oregon over Oklahoma State, Marquette and Indiana ... Also played AAU basketball for the Mac Irvin Fire.

### PERSONAL

Born Sept. 4, 1992 in Carbondale, Ill. ... Son of Bruce Barron Sr. and Stephain Dentmon ... Major is undeclared.

### BRUCE BARRON'S 2011-12 GAME-BY-GAME SEASON STATISTICS

Opponent	Date	GS	Min	--- TOTAL ---			--- 3-PTS ---			--- REBOUNDS ---							PF	FO	A	TO	Blk	Stl	Pts	Avg
				FG	FGA	Pct	3FG	FGA	Pct	FT	FTA	Pct	Off	Def	Tot	Avg								
@ Vanderbilt	11-11	-	-	-	-	-	-	-	-	-	-	-	-	-	-	-	-	-	-	-	-	-	-	
E. WASHINGTON	11-17	-	-	-	-	-	-	-	-	-	-	-	-	-	-	-	-	-	-	-	-	-	-	
SE MISSOURI ST	11-20	-	-	-	-	-	-	-	-	-	-	-	-	-	-	-	-	-	-	-	-	-	-	
at Nebraska	11-23	-	-	-	-	-	-	-	-	-	-	-	-	-	-	-	-	-	-	-	-	-	-	
UTEP	11-29	-	-	-	-	-	-	-	-	-	-	-	-	-	-	-	-	-	-	-	-	-	-	
vs. BYU	12-3	-	-	-	-	-	-	-	-	-	-	-	-	-	-	-	-	-	-	-	-	-	-	
FRESNO ST	12-10	-	-	-	-	-	-	-	-	-	-	-	-	-	-	-	-	-	-	-	-	-	-	
PORTLAND ST	12-12	-	-	-	-	-	-	-	-	-	-	-	-	-	-	-	-	-	-	-	-	-	-	
VIRGINIA	12-18	-	-	-	-	-	-	-	-	-	-	-	-	-	-	-	-	-	-	-	-	-	-	
N.C. CENTRAL	12-20	-	-	-	-	-	-	-	-	-	-	-	-	-	-	-	-	-	-	-	-	-	-	
PRARIE VIEW A&M	12-21	-	-	-	-	-	-	-	-	-	-	-	-	-	-	-	-	-	-	-	-	-	-	
STEPHEN F. AUSTIN	12-22	-	-	-	-	-	-	-	-	-	-	-	-	-	-	-	-	-	-	-	-	-	-	
vs. Washington St	12-29	-	-	-	-	-	-	-	-	-	-	-	-	-	-	-	-	-	-	-	-	-	-	
@ Washington	12-31	-	-	-	-	-	-	-	-	-	-	-	-	-	-	-	-	-	-	-	-	-	-	
STANFORD	1-5	-	-	-	-	-	-	-	-	-	-	-	-	-	-	-	-	-	-	-	-	-	-	
CALIFORNIA	1-8	-	-	-	-	-	-	-	-	-	-	-	-	-	-	-	-	-	-	-	-	-	-	
@ Arizona St	1-12	-	-	-	-	-	-	-	-	-	-	-	-	-	-	-	-	-	-	-	-	-	-	
@ Arizona	1-14	-	-	-	-	-	-	-	-	-	-	-	-	-	-	-	-	-	-	-	-	-	-	
USC	1-19	-	-	-	-	-	-	-	-	-	-	-	-	-	-	-	-	-	-	-	-	-	-	
UCLA	1-21	-	-	-	-	-	-	-	-	-	-	-	-	-	-	-	-	-	-	-	-	-	-	
OREGON ST	1-29	-	-	-	-	-	-	-	-	-	-	-	-	-	-	-	-	-	-	-	-	-	-	
@ Utah	2-2	-	-	-	-	-	-	-	-	-	-	-	-	-	-	-	-	-	-	-	-	-	-	
@ Colorado	2-4	-	-	-	-	-	-	-	-	-	-	-	-	-	-	-	-	-	-	-	-	-	-	
WASHINGTON	2-9	-	-	-	-	-	-	-	-	-	-	-	-	-	-	-	-	-	-	-	-	-	-	
WASHINGTON ST	2-11	-	-	-	-	-	-	-	-	-	-	-	-	-	-	-	-	-	-	-	-	-	-	
@ California	2-16	-	-	-	-	-	-	-	-	-	-	-	-	-	-	-	-	-	-	-	-	-	-	
@ Stanford	2-19	-	-	-	-	-	-	-	-	-	-	-	-	-	-	-	-	-	-	-	-	-	-	
@ Oregon St	2-26	-	-	-	-	-	-	-	-	-	-	-	-	-	-	-	-	-	-	-	-	-	-	
COLORADO	3-1	-	-	-	-	-	-	-	-	-	-	-	-	-	-	-	-	-	-	-	-	-	-	
UTAH	3-3	-	-	-	-	-	-	-	-	-	-	-	-	-	-	-	-	-	-	-	-	-	-	
<b>Totals</b>		-	-	-	-	-	-	-	-	-	-	-	-	-	-	-	-	-	-	-	-	-	-	-

### 2011-12 SEASON HIGHS

Points	-	-
Field Goals Made	-	-
Field Goal Attempts	-	-
FG Pct (min 5 made)	-	-
3-Point Field Goals Made	-	-
3-Point FG Attempts	-	-
3-Pt FG Pct (min 2 made)	-	-
Free Throws Made	-	-
Free Throw Attempts	-	-
FT Pct (min 5 made)	-	-
Rebounds	-	-
Assists	-	-
Steals	-	-
Blocked Shots	-	-
Turnovers	-	-
Fouls	-	-
MINUTES	-	-

### CAREER HIGHS

Points	-	-
Field Goals Made	-	-
Field Goal Attempts	-	-
FG Pct (min 5 made)	-	-
3-Point Field Goals Made	-	-
3-Point FG Attempts	-	-
3-Pt FG Pct (min 2 made)	-	-
Free Throws Made	-	-
Free Throw Attempts	-	-
FT Pct (min 5 made)	-	-
Rebounds	-	-
Assists	-	-
Steals	-	-
Blocked Shots	-	-
Turnovers	-	-
Fouls	-	-
MINUTES	-	-

### YEAR-BY-YEAR CAREER STATISTICS

Year	GP	GS	Min	Avg	FG	FGA	Pct	3FG	FGA	Pct	FT	FTA	Pct	Off	Def	Reb	Avg	PF	FO	Ast	TO	Blk	Stl	Pts	Avg
2011-12	-	-	-	-	-	-	-	-	-	-	-	-	-	-	-	-	-	-	-	-	-	-	-	-	-
<b>TOTAL</b>	-	-	-	-	-	-	-	-	-	-	-	-	-	-	-	-	-	-	-	-	-	-	-	-	-



# 3 GARRETT SIM

SENIOR • GUARD • 6-2 • 185 • PORTLAND, ORE. (SUNSET HS)

### 2011-12 | SENIOR SEASON

Is 31 games shy of matching Joevan Catron's modern school record for games played ... Among active Pac-12 players he ranks No. 2 in 3-pointers (112), No. 6 in points (664) and steals (69) and No. 7 in assists (165) ... Saw action in all five games on preseason foreign tour of Italy ... Averaged 3.8 ppg and 2.8 rpg.

### 2010-11 | JUNIOR SEASON

Played in all 39 games, a starter in 36 ... A Second Team Pac-10 All-Academic selection ... Ranked fifth on the team in scoring (8.2 ppg), field goals made and attempted (112-of-272) ... Had third-best 3-point field goal percentage (.347, 52-of-150) ... Ranked second on team for free throw percentage (.830, 44-of-53) ... Averaged 26.2 minutes per game which was fourth on the team ... Led the squad in scoring twice, reaching double-figures on 16 occasions ... Had 14 points (3-of-5 on 3-pointers) in CBI championship game March 28 against Creighton ... Scored a season-high 20 points in March 21 CBI quarterfinal against Duquesne ... Recorded 10 points in Pac-10 Tournament games against Arizona State (March 9) and UCLA (March 10) ... Scored 14 points March 5 at No. 18 Arizona ... Had 10 points March 3 at Arizona State ... Scored 12 points Feb. 24 against Stanford ... Posted 13 points and team-high five assists Feb. 3 against Washington State ... Scored 15 points (6-of-10 FGs) Jan. 22 at Oregon State ... Had 13 points in Jan. 8 game at Washington State ... Scored 13 points Jan. 6 at Washington.

### 2009-10 | SOPHOMORE SEASON

One of four players to see action in all 32 games, a starter in five contests ... A Second Team Pac-10 All-Academic selection ... Averaged 4.2 ppg, 1.0 apg and 0.5 spg ... Ranked second on the team in 3-pointers made (26) and attempted (78) ... Had five double-figure scoring efforts ... Scored 14 points (4-of-8 on 3-pointers) Dec. 22 against Idaho State ... Had a season-high 19 points and career-highs with eight rebounds and six assists Dec. 16 against Mississippi Valley State.

### 2008-09 | FRESHMAN SEASON

Played in all 31 games, a starter in 26 ... Ranked second on the team in 3-pointers attempted (105) and 3-pointers made (31) ... Was second in free throw percentage (.778) ... Ranked third on the team in assists (2.0 apg) ... Was third in field goals attempted (200) while ranking fifth in field goals made (71) ... Ranked fifth on the team in scoring (6.8 ppg) ... Had nine double-digit scoring efforts on the season ... Had 12 points, four assists and a season-high four steals in Dec. 29 home win over Long Beach State ... Registered 16 points, season-high six rebounds in Dec. 7 home win over Kansas State ... Had a career-high 28 points (10-of-14 shooting, 5-of-6 on 3-pointers) and four assists Dec. 3 at Utah.

### BEFORE OREGON

Averaged 22.9 points and 8.8 assists his senior season for Sunset High ... Rated as the 28th-best point guard by Scout.com and the 33rd-best by ESPN.com.

### PERSONAL

Born Garrett T. Sim July 10, 1990, Portland, Ore. ... Parents are Tim and Amy Sim ... Major is sociology.

### GARRETT SIM'S 2011-12 GAME-BY-GAME SEASON STATISTICS

Opponent	Date	TOTAL			3-PTS			REBOUNDS				PF	FO	A	TO	Blk	Stl	Pts	Avg	
		GS	Min	FG	FGA	Pct	3FG	3FGA	Pct	FT	FTA									Pct
@ Vanderbilt	11-11	-	-	-	-	-	-	-	-	-	-	-	-	-	-	-	-	-	-	
E. WASHINGTON	11-17	-	-	-	-	-	-	-	-	-	-	-	-	-	-	-	-	-	-	
SE MISSOURI ST	11-20	-	-	-	-	-	-	-	-	-	-	-	-	-	-	-	-	-	-	
at Nebraska	11-23	-	-	-	-	-	-	-	-	-	-	-	-	-	-	-	-	-	-	
UTEP	11-29	-	-	-	-	-	-	-	-	-	-	-	-	-	-	-	-	-	-	
vs. BYU	12-3	-	-	-	-	-	-	-	-	-	-	-	-	-	-	-	-	-	-	
FRESNO ST	12-10	-	-	-	-	-	-	-	-	-	-	-	-	-	-	-	-	-	-	
PORTLAND ST	12-12	-	-	-	-	-	-	-	-	-	-	-	-	-	-	-	-	-	-	
VIRGINIA	12-18	-	-	-	-	-	-	-	-	-	-	-	-	-	-	-	-	-	-	
N.C. CENTRAL	12-20	-	-	-	-	-	-	-	-	-	-	-	-	-	-	-	-	-	-	
PRARIE VIEW A&M	12-21	-	-	-	-	-	-	-	-	-	-	-	-	-	-	-	-	-	-	
STEPHEN F. AUSTIN	12-22	-	-	-	-	-	-	-	-	-	-	-	-	-	-	-	-	-	-	
vs. Washington St	12-29	-	-	-	-	-	-	-	-	-	-	-	-	-	-	-	-	-	-	
@ Washington	12-31	-	-	-	-	-	-	-	-	-	-	-	-	-	-	-	-	-	-	
STANFORD	1-5	-	-	-	-	-	-	-	-	-	-	-	-	-	-	-	-	-	-	
CALIFORNIA	1-8	-	-	-	-	-	-	-	-	-	-	-	-	-	-	-	-	-	-	
@ Arizona St	1-12	-	-	-	-	-	-	-	-	-	-	-	-	-	-	-	-	-	-	
@ Arizona	1-14	-	-	-	-	-	-	-	-	-	-	-	-	-	-	-	-	-	-	
USC	1-19	-	-	-	-	-	-	-	-	-	-	-	-	-	-	-	-	-	-	
UCLA	1-21	-	-	-	-	-	-	-	-	-	-	-	-	-	-	-	-	-	-	
OREGON ST	1-29	-	-	-	-	-	-	-	-	-	-	-	-	-	-	-	-	-	-	
@ Utah	2-2	-	-	-	-	-	-	-	-	-	-	-	-	-	-	-	-	-	-	
@ Colorado	2-4	-	-	-	-	-	-	-	-	-	-	-	-	-	-	-	-	-	-	
WASHINGTON	2-9	-	-	-	-	-	-	-	-	-	-	-	-	-	-	-	-	-	-	
WASHINGTON ST	2-11	-	-	-	-	-	-	-	-	-	-	-	-	-	-	-	-	-	-	
@ California	2-16	-	-	-	-	-	-	-	-	-	-	-	-	-	-	-	-	-	-	
@ Stanford	2-19	-	-	-	-	-	-	-	-	-	-	-	-	-	-	-	-	-	-	
@ Oregon St	2-26	-	-	-	-	-	-	-	-	-	-	-	-	-	-	-	-	-	-	
COLORADO	3-1	-	-	-	-	-	-	-	-	-	-	-	-	-	-	-	-	-	-	
UTAH	3-3	-	-	-	-	-	-	-	-	-	-	-	-	-	-	-	-	-	-	
<b>Totals</b>																				

### 2010-11 SEASON HIGHS


Points	20	DUQUESNE (03-21-11)
Field Goals Made	6	Five times
Field Goal Attempts	14	at Washington State (01-08-11)
FG Pct (min 5 made)	.714 (5-7)	at Washington (01-06-11)
3-Point Field Goals Made	3	Five times
3-Point FG Attempts	8	DUQUESNE (03-21-11)
3-Pt FG Pct (min 2 made)	.667 (2-3)	UCLA (01-15-11)
Free Throws Made	5	SAN JOSE STATE (11-20-10)
Free Throw Attempts	5	DUQUESNE (03-21-11)
FT Pct (min 5 made)	1.000 (5-5)	DUQUESNE (03-21-11)
Rebounds	6	at USC (02-12-11)
Assists	4	DENVER (11-13-10)
Steals	3	Six times
Blocked Shots	1	Three times
Turnovers	4	vs UCLA (03-10-11)
Fouls	4	DUQUESNE (03-21-11)
MINUTES	35	Two times

### CAREER HIGHS

Points	28	at Utah (12-03-08)
Field Goals Made	10	at Utah (12-03-08)
Field Goal Attempts	14	at Utah (12-03-08)
FG Pct (min 8 made)	.714 (10-14)	at Utah (12-03-08)
3-Point FG Made	5	Two times
3-Point FG Attempts	9	MISSISSIPPI VALLEY ST. (12-16-09)
3-Pt FG Pct	1.000 (2-2)	Two times
Free Throws Made	5	Three times
Free Throw Attempts	7	WINSTON-SALEM STATE (11-13-09)
FT Pct (min 5 made)	1.000 (5-5)	DUQUESNE (03-21-11)
Rebounds	8	MISSISSIPPI VALLEY ST. (12-16-09)
Assists	6	Two times
Steals	4	LONG BEACH STATE (12-29-08)
Blocked Shots	1	Six times
Turnovers	5	vs Texas (11-26-08)
Fouls	4	Four times
MINUTES	35	Four times

### YEAR-BY-YEAR CAREER STATISTICS

Year	GP	GS	Min	Avg	FG	FGA	Pct	3FG	FGA	Pct	FT	FTA	Pct	Off	Def	Reb	Avg	PF	FO	Ast	TO	Blk	Stl	Pts	Avg
2008-09	31	26	736	23.7	71	200	.355	34	105	.324	35	45	.778	15	39	54	1.7	50	0	63	61	4	22	211	6.8
2009-10	32	5	493	15.4	45	124	.363	26	78	.333	17	24	.708	21	32	53	1.7	47	1	31	24	3	17	133	4.2
2010-11	39	36	1022	26.2	112	272	.412	52	150	.347	44	53	.830	25	64	89	2.3	63	0	71	37	2	30	320	8.2
2011-12	-	-	-	-	-	-	-	-	-	-	-	-	-	-	-	-	-	-	-	-	-	-	-	-	-
<b>TOTAL</b>	<b>102</b>	<b>67</b>	<b>2251</b>	<b>22.1</b>	<b>228</b>	<b>596</b>	<b>.383</b>	<b>112</b>	<b>333</b>	<b>.336</b>	<b>96</b>	<b>122</b>	<b>.787</b>	<b>61</b>	<b>135</b>	<b>196</b>	<b>1.9</b>	<b>160</b>	<b>1</b>	<b>165</b>	<b>122</b>	<b>9</b>	<b>69</b>	<b>664</b>	<b>6.5</b>



# 4 NICHOLAS LUCENTI

SOPHOMORE • GUARD • 6-3 • 197 • LOS ANGELES, CALIF. (LOYOLA HS)

### 2011-12 | SOPHOMORE SEASON

Played in one game on preseason foreign tour of Italy.

### 2010-11 | FRESHMAN SEASON

Played in four games ... Scored one point in Nov. 23 home win over Texas Southern.

### BEFORE OREGON

A two-year letterwinner for coach Jamal Adams at Loyola High School in Los Angeles, Calif. ... Named team captain as a senior ... Also a varsity football player at Loyola HS.

### PERSONAL

Born Nicholas Paul Lucenti May 11, 1992, in Redonda Beach, Calif. ... Parents are Robert and Monica Lucenti ... Major is pre-business administration.

### NICHOLAS LUCENTI'S 2011-12 GAME-BY-GAME SEASON STATISTICS

Opponent	Date	GS	Min	--- TOTAL ---			--- 3-PTS ---			--- REBOUNDS ---							PF	FO	A	TO	Blk	Stl	Pts	Avg
				FG	FGA	Pct	3FG	FGA	Pct	FT	FTA	Pct	Off	Def	Tot	Avg								
@ Vanderbilt	11-11	-	-	-	-	-	-	-	-	-	-	-	-	-	-	-	-	-	-	-	-	-	-	
E. WASHINGTON	11-17	-	-	-	-	-	-	-	-	-	-	-	-	-	-	-	-	-	-	-	-	-	-	
SE MISSOURI ST	11-20	-	-	-	-	-	-	-	-	-	-	-	-	-	-	-	-	-	-	-	-	-	-	
at Nebraska	11-23	-	-	-	-	-	-	-	-	-	-	-	-	-	-	-	-	-	-	-	-	-	-	
UTEP	11-29	-	-	-	-	-	-	-	-	-	-	-	-	-	-	-	-	-	-	-	-	-	-	
vs. BYU	12-3	-	-	-	-	-	-	-	-	-	-	-	-	-	-	-	-	-	-	-	-	-	-	
FRESNO ST	12-10	-	-	-	-	-	-	-	-	-	-	-	-	-	-	-	-	-	-	-	-	-	-	
PORTLAND ST	12-12	-	-	-	-	-	-	-	-	-	-	-	-	-	-	-	-	-	-	-	-	-	-	
VIRGINIA	12-18	-	-	-	-	-	-	-	-	-	-	-	-	-	-	-	-	-	-	-	-	-	-	
N.C. CENTRAL	12-20	-	-	-	-	-	-	-	-	-	-	-	-	-	-	-	-	-	-	-	-	-	-	
PRARIE VIEW A&M	12-21	-	-	-	-	-	-	-	-	-	-	-	-	-	-	-	-	-	-	-	-	-	-	
STEPHEN F. AUSTIN	12-22	-	-	-	-	-	-	-	-	-	-	-	-	-	-	-	-	-	-	-	-	-	-	
vs. Washington St	12-29	-	-	-	-	-	-	-	-	-	-	-	-	-	-	-	-	-	-	-	-	-	-	
@ Washington	12-31	-	-	-	-	-	-	-	-	-	-	-	-	-	-	-	-	-	-	-	-	-	-	
STANFORD	1-5	-	-	-	-	-	-	-	-	-	-	-	-	-	-	-	-	-	-	-	-	-	-	
CALIFORNIA	1-8	-	-	-	-	-	-	-	-	-	-	-	-	-	-	-	-	-	-	-	-	-	-	
@ Arizona St	1-12	-	-	-	-	-	-	-	-	-	-	-	-	-	-	-	-	-	-	-	-	-	-	
@ Arizona	1-14	-	-	-	-	-	-	-	-	-	-	-	-	-	-	-	-	-	-	-	-	-	-	
USC	1-19	-	-	-	-	-	-	-	-	-	-	-	-	-	-	-	-	-	-	-	-	-	-	
UCLA	1-21	-	-	-	-	-	-	-	-	-	-	-	-	-	-	-	-	-	-	-	-	-	-	
OREGON ST	1-29	-	-	-	-	-	-	-	-	-	-	-	-	-	-	-	-	-	-	-	-	-	-	
@ Utah	2-2	-	-	-	-	-	-	-	-	-	-	-	-	-	-	-	-	-	-	-	-	-	-	
@ Colorado	2-4	-	-	-	-	-	-	-	-	-	-	-	-	-	-	-	-	-	-	-	-	-	-	
WASHINGTON	2-9	-	-	-	-	-	-	-	-	-	-	-	-	-	-	-	-	-	-	-	-	-	-	
WASHINGTON ST	2-11	-	-	-	-	-	-	-	-	-	-	-	-	-	-	-	-	-	-	-	-	-	-	
@ California	2-16	-	-	-	-	-	-	-	-	-	-	-	-	-	-	-	-	-	-	-	-	-	-	
@ Stanford	2-19	-	-	-	-	-	-	-	-	-	-	-	-	-	-	-	-	-	-	-	-	-	-	
@ Oregon St	2-26	-	-	-	-	-	-	-	-	-	-	-	-	-	-	-	-	-	-	-	-	-	-	
COLORADO	3-1	-	-	-	-	-	-	-	-	-	-	-	-	-	-	-	-	-	-	-	-	-	-	
UTAH	3-3	-	-	-	-	-	-	-	-	-	-	-	-	-	-	-	-	-	-	-	-	-	-	
<b>Totals</b>																								

### 2010-11 SEASON HIGHS

Points	1	TEXAS SOUTHERN (11-23-10)
Field Goal Attempts	2	WILLAMETTE (12-11-10)
3-Point FG Attempts	1	WILLAMETTE (12-11-10)
Free Throws Made	1	TEXAS SOUTHERN (11-23-10)
Free Throw Attempts	2	TEXAS SOUTHERN (11-23-10)
Fouls	1	TEXAS SOUTHERN (11-23-10)
MINUTES	4	WILLAMETTE (12-11-10)
	2	TEXAS SOUTHERN (11-23-10)

### CAREER HIGHS

Points	1	TEXAS SOUTHERN (11-23-10)
Field Goal Attempts	2	WILLAMETTE (12-11-10)
3-Point FG Attempts	1	WILLAMETTE (12-11-10)
Free Throws Made	1	TEXAS SOUTHERN (11-23-10)
Free Throw Attempts	2	TEXAS SOUTHERN (11-23-10)
Fouls	1	TEXAS SOUTHERN (11-23-10)
MINUTES	4	WILLAMETTE (12-11-10)
	2	TEXAS SOUTHERN (11-23-10)

### YEAR-BY-YEAR CAREER STATISTICS

Year	GP	GS	Min	Avg	FG	FGA	Pct	3FG	FGA	Pct	FT	FTA	Pct	Off	Def	Reb	Avg	PF	FO	Ast	TO	Blk	Stl	Pts	Avg
2010-11	4	0	7	1.8	0	2	.000	0	1	.000	1	2	.500	0	0	0	0.0	1	0	0	0	0	0	1	0.3
2011-12	-	-	-	-	-	-	-	-	-	-	-	-	-	-	-	-	-	-	-	-	-	-	-	-	-
<b>TOTAL</b>	<b>4</b>	<b>0</b>	<b>7</b>	<b>1.8</b>	<b>0</b>	<b>2</b>	<b>.000</b>	<b>0</b>	<b>1</b>	<b>.000</b>	<b>1</b>	<b>2</b>	<b>.500</b>	<b>0</b>	<b>0</b>	<b>0</b>	<b>0.0</b>	<b>1</b>	<b>0</b>	<b>0</b>	<b>0</b>	<b>0</b>	<b>0</b>	<b>1</b>	<b>0.3</b>



# 5 OLU ASHAOLU

SENIOR • FORWARD • 6-7 • 220 • TORONTO, CANADA (LOUISIANA TECH)

### 2011-12 | SENIOR SEASON

Saw action in all five games on preseason foreign tour of Italy ... Averaged 6.4 points and a team-best 7.0 rebounds per game ... Also shot a team-high 46.4 percent (13-of-28) on field goals.

### BEFORE OREGON

Only player to start all 32 games in 2010-11 season ... Named to preseason All-WAC Second Team ... Named All-WAC Honorable Mention and earned a spot on the All-WAC Defensive Team ... Earned NABC District 6 Second Team honors ... Named to the All-LSWA First Team... Named LSWA Player of the Week once ... Named WAC Player of the Week once ... For the season, averaged 14.2 points, 9.4 rebounds and 30.9 minutes ... His 9.4 rebounds ranked 38th in the NCAA and was the most averaged in a season at Tech since Paul Millsap finished 2005-06 with 13.3 per game ... Had 16 double-doubles, the 19th best mark in the NCAA ... Shot 52.8 percent from the field, the 45th best mark in the NCAA ... Scored at least 10 points 24 times and at least 20 points seven times ... Recorded a career-high 26 points at Nevada (1/22) on a career-best 11-of-19 from the field to go with 17 rebounds ... In the very next game, had 24 points and a season-high 18 rebounds against Idaho (1/27) ... Started 34 and played in all 35 games during the 2009-10 season ... Earned Honorable Mention all-Louisiana honors as a sophomore ... Named WAC Player of the Week and LSWA Player of the Week ... Averaged 10.7 points and 8.1 rebounds ... Had 10 double-doubles ... Scored 10+ points 19 times... Brought down 10+ rebounds 11 times... Recorded 17 points and a career-high 21 rebounds (nine offensive) at Houston (12/29) ... Saw action in 33 games as a freshman during the 2008-09 season ... Averaged 5.3 points and 4.3 rebounds per game ... Redshirted the 2007-08 campaign ... Played prep basketball under head coach Carlos Wilson at Christian Life Center Academy in Humble, Texas ... Considered one of the Top 30 recruits in the nation by numerous national publications ... As a junior, led the Cougars to a 39-8 record ... Ranked 15th best player in the nation by Hoopscooponline.com ... Played on the Canadian Junior National team at FIBA American Qualifiers where he averaged 13.2 points and 8.4 rebounds per game ... Elected team captain all four years ... Also lettered in volleyball, track and soccer.

### PERSONAL

Born April 18, 1988, in Lagos, Nigeria ... Son of Chris-

### OLU ASHAOLU'S 2011-12 GAME-BY-GAME SEASON STATISTICS

Opponent	Date	GS	Min	--- TOTAL ---			--- 3-PTS ---		--- REBOUNDS ---				PF	FO	A	TO	Blk	Stl	Pts	Avg	
				FG	FGA	Pct	3FG	FGA	Pct	FT	FTA	Pct									Off
@ Vanderbilt	11-11	-	-	-	-	-	-	-	-	-	-	-	-	-	-	-	-	-	-	-	-
E. WASHINGTON	11-17	-	-	-	-	-	-	-	-	-	-	-	-	-	-	-	-	-	-	-	-
SE MISSOURI ST	11-20	-	-	-	-	-	-	-	-	-	-	-	-	-	-	-	-	-	-	-	-
at Nebraska	11-23	-	-	-	-	-	-	-	-	-	-	-	-	-	-	-	-	-	-	-	-
UTEP	11-29	-	-	-	-	-	-	-	-	-	-	-	-	-	-	-	-	-	-	-	-
vs. BYU	12-3	-	-	-	-	-	-	-	-	-	-	-	-	-	-	-	-	-	-	-	-
FRESNO ST	12-10	-	-	-	-	-	-	-	-	-	-	-	-	-	-	-	-	-	-	-	-
PORTLAND ST	12-12	-	-	-	-	-	-	-	-	-	-	-	-	-	-	-	-	-	-	-	-
VIRGINIA	12-18	-	-	-	-	-	-	-	-	-	-	-	-	-	-	-	-	-	-	-	-
N.C. CENTRAL	12-20	-	-	-	-	-	-	-	-	-	-	-	-	-	-	-	-	-	-	-	-
PRARIE VIEW A&M	12-21	-	-	-	-	-	-	-	-	-	-	-	-	-	-	-	-	-	-	-	-
STEPHEN F. AUSTIN	12-22	-	-	-	-	-	-	-	-	-	-	-	-	-	-	-	-	-	-	-	-
vs. Washington St	12-29	-	-	-	-	-	-	-	-	-	-	-	-	-	-	-	-	-	-	-	-
@ Washington	12-31	-	-	-	-	-	-	-	-	-	-	-	-	-	-	-	-	-	-	-	-
STANFORD	1-5	-	-	-	-	-	-	-	-	-	-	-	-	-	-	-	-	-	-	-	-
CALIFORNIA	1-8	-	-	-	-	-	-	-	-	-	-	-	-	-	-	-	-	-	-	-	-
@ Arizona St	1-12	-	-	-	-	-	-	-	-	-	-	-	-	-	-	-	-	-	-	-	-
@ Arizona	1-14	-	-	-	-	-	-	-	-	-	-	-	-	-	-	-	-	-	-	-	-
USC	1-19	-	-	-	-	-	-	-	-	-	-	-	-	-	-	-	-	-	-	-	-
UCLA	1-21	-	-	-	-	-	-	-	-	-	-	-	-	-	-	-	-	-	-	-	-
OREGON ST	1-29	-	-	-	-	-	-	-	-	-	-	-	-	-	-	-	-	-	-	-	-
@ Utah	2-2	-	-	-	-	-	-	-	-	-	-	-	-	-	-	-	-	-	-	-	-
@ Colorado	2-4	-	-	-	-	-	-	-	-	-	-	-	-	-	-	-	-	-	-	-	-
WASHINGTON	2-9	-	-	-	-	-	-	-	-	-	-	-	-	-	-	-	-	-	-	-	-
WASHINGTON ST	2-11	-	-	-	-	-	-	-	-	-	-	-	-	-	-	-	-	-	-	-	-
@ California	2-16	-	-	-	-	-	-	-	-	-	-	-	-	-	-	-	-	-	-	-	-
@ Stanford	2-19	-	-	-	-	-	-	-	-	-	-	-	-	-	-	-	-	-	-	-	-
@ Oregon St	2-26	-	-	-	-	-	-	-	-	-	-	-	-	-	-	-	-	-	-	-	-
COLORADO	3-1	-	-	-	-	-	-	-	-	-	-	-	-	-	-	-	-	-	-	-	-
UTAH	3-3	-	-	-	-	-	-	-	-	-	-	-	-	-	-	-	-	-	-	-	-
<b>Totals</b>		-	-	-	-	-	-	-	-	-	-	-	-	-	-	-	-	-	-	-	-

### 2011-12 SEASON HIGHS

Points	-	-
Field Goals Made	-	-
Field Goal Attempts	-	-
FG Pct (min 5 made)	-	-
3-Point Field Goals Made	-	-
3-Point FG Attempts	-	-
3-Pt FG Pct (min 2 made)	-	-
Free Throws Made	-	-
Free Throw Attempts	-	-
FT Pct (min 5 made)	-	-
Rebounds	-	-
Assists	-	-
Steals	-	-
Blocked Shots	-	-
Turnovers	-	-
Fouls	-	-
MINUTES	-	-

### CAREER HIGHS

Points	26	at Nevada (01-22-11)
Field Goals Made	11	at Nevada (01-22-11)
Field Goal Attempts	19	Two times
FG Pct (min 5 made)	.769	at Houston Baptist (12-14-10)
3-Point Field Goals Made	2	at Fresno State (02-05-11)
3-Point FG Attempts	3	Four times
3-Pt FG Pct (min 2 made)	.667	at Fresno State (02-05-11)
Free Throws Made	9	Three times
Free Throw Attempts	18	GEORGIA STATE (02-19-11)
FT Pct (min 3 made)	1.000	at Northwestern State (12-07-10)
Rebounds	18	IDAHO (01-27-11)
Assists	6	AUSTIN (11-13-10)
Steals	3	Six times
Blocked Shots	2	Four times
Turnovers	8	NEVADA (03-03-11)
Fouls	5	11 times
MINUTES	40	at Boise State (12-29-10)

### YEAR-BY-YEAR CAREER STATISTICS

Year	GP	GS	Min	Avg	FG	FGA	Pct	3FG	FGA	Pct	FT	FTA	Pct	Off	Def	Reb	Avg	PF	FO	Ast	TO	Blk	Stl	Pts	Avg
2008-09	33	9	623	18.9	67	138	.486	1	6	.167	41	73	.562	46	96	142	4.3	88	2	19	75	7	15	176	5.3
2009-10	35	34	981	28.0	151	283	.534	6	24	.250	67	142	.472	108	175	283	8.1	108	6	37	81	7	26	375	10.7
2010-11	32	32	990	30.9	163	309	.528	12	41	.293	117	194	.603	86	214	300	9.4	116	11	52	111	10	31	455	14.2
<b>TECH TOTALS</b>	<b>100</b>	<b>75</b>	<b>2594</b>	<b>25.9</b>	<b>381</b>	<b>730</b>	<b>.522</b>	<b>19</b>	<b>71</b>	<b>.268</b>	<b>225</b>	<b>409</b>	<b>.550</b>	<b>240</b>	<b>485</b>	<b>178</b>	<b>7.3</b>	<b>312</b>	<b>19</b>	<b>108</b>	<b>267</b>	<b>24</b>	<b>72</b>	<b>1006</b>	<b>10.1</b>
2011-12	-	-	-	-	-	-	-	-	-	-	-	-	-	-	-	-	-	-	-	-	-	-	-	-	-
<b>ORE TOTALS</b>	-	-	-	-	-	-	-	-	-	-	-	-	-	-	-	-	-	-	-	-	-	-	-	-	-



# 10 JOHNATHAN LOYD

SOPHOMORE • GUARD • 5-8 • 165 • LAS VEGAS, NEV. (BISHOP GORMAN HS)

### 2011-12 | SOPHOMORE SEASON

Saw action in all five games ... Averaged 6.0 points, 4.6 rebounds, 3.0 assists and 1.2 steals per game on pre-season foreign tour of Italy.

### 2010-11 | FRESHMAN SEASON

Played in all 39 games, a starter in 16 ... Averaged 4.7 points and 1.9 rebounds per game ... Ranked second on the team in assists (2.3 apg), while ranking fourth in steals (0.9 spg) and free throw percentage (.737, 42-of-57) ... Led the team in scoring once, reaching double figures on six occasions ... Led the team in assists 10 times ... Had 10 points and five assists against Creighton in March 28 CBI finals game ... Scored 11 points off the bench Feb. 26 against Stanford ... Matched a career-high with six rebounds Feb. 3 against Washington State ... Had 12 points, five rebounds and matched a career-high with three steals in Jan. 13 home win over USC ... Scored 11 points Jan. 8 against Washington State ... Had eight points and team-best seven assists (one turnover) in Dec. 11 home win over Willamette ... Scored career-high 15 points (5-of-10 on field goals) in Dec. 2 game with Missouri ... Grabbed career-high six rebounds in Dec. 5 home win over Portland State ... Had 10 points and career-best three steals in 24 minutes off the bench Nov. 27 against Duke ... Had eight assists (zero turnovers) in Nov. 12 home win over North Dakota State.

### BEFORE OREGON

Led Bishop Gorman High School to 102 wins in four seasons ... Earned Nevada Gatorade Player of the Year recognition as a senior ... Was also named 2009-10 Class 4A Boys Basketball Player of the Year according to the Las Vegas Review Journal ... Guided BGHS to a 30-2 record and a second consecutive Class 4A state championship as a senior ... Averaged 14.0 points, 8.2 assists and 3.3 steals per game in his final prep season ... Led BGHS to a 69-48 victory over Canyon Springs in the championship game ... Bishop Gorman High ranked as high as No. 12 nationally in the 2009-10 USA Today prep basketball polls ... Earned most valuable player recognition at the 2009 Beach Ball Classic in Myrtle Beach, S.C. ... He contributed 17 points and four steals in leading BGHS past Columbia (Decatur, Ga.), 54-52, in the tourney title game ... Averaged 14.2 points and 6.0 assists per game as a junior ... Sank game-winning free throw in the 2008-09 state title bout against Palo Verde High, a game the Gaels won 56-55 ... Played his AAU basketball for the Las Vegas Prospects under head coach Anthony Brown.

### PERSONAL

Born Johnathan Michael Loyd Aug. 15, 1991, in Las Vegas, Nev. ... Parents are Michael and Pamela Loyd ... Major is pre-business administration.

### JOHNATHAN LOYD'S 2011-12 GAME-BY-GAME SEASON STATISTICS

Opponent	Date	GS	Min	--- TOTAL ---			--- 3-PTS ---			--- REBOUNDS ---				PF	FO	A	TO	Blk	Stl	Pts	Avg
				FG	FGA	Pct	3FG	FGA	Pct	FT	FTA	Pct	Off								
@ Vanderbilt	11-11	-	-	-	-	-	-	-	-	-	-	-	-	-	-	-	-	-	-	-	-
E. WASHINGTON	11-17	-	-	-	-	-	-	-	-	-	-	-	-	-	-	-	-	-	-	-	-
SE MISSOURI ST	11-20	-	-	-	-	-	-	-	-	-	-	-	-	-	-	-	-	-	-	-	-
at Nebraska	11-23	-	-	-	-	-	-	-	-	-	-	-	-	-	-	-	-	-	-	-	-
UTEP	11-29	-	-	-	-	-	-	-	-	-	-	-	-	-	-	-	-	-	-	-	-
vs. BYU	12-3	-	-	-	-	-	-	-	-	-	-	-	-	-	-	-	-	-	-	-	-
FRESNO ST	12-10	-	-	-	-	-	-	-	-	-	-	-	-	-	-	-	-	-	-	-	-
PORTLAND ST	12-12	-	-	-	-	-	-	-	-	-	-	-	-	-	-	-	-	-	-	-	-
VIRGINIA	12-18	-	-	-	-	-	-	-	-	-	-	-	-	-	-	-	-	-	-	-	-
N.C. CENTRAL	12-20	-	-	-	-	-	-	-	-	-	-	-	-	-	-	-	-	-	-	-	-
PRARIE VIEW A&M	12-21	-	-	-	-	-	-	-	-	-	-	-	-	-	-	-	-	-	-	-	-
STEPHEN F. AUSTIN	12-22	-	-	-	-	-	-	-	-	-	-	-	-	-	-	-	-	-	-	-	-
vs. Washington St	12-29	-	-	-	-	-	-	-	-	-	-	-	-	-	-	-	-	-	-	-	-
@ Washington	12-31	-	-	-	-	-	-	-	-	-	-	-	-	-	-	-	-	-	-	-	-
STANFORD	1-5	-	-	-	-	-	-	-	-	-	-	-	-	-	-	-	-	-	-	-	-
CALIFORNIA	1-8	-	-	-	-	-	-	-	-	-	-	-	-	-	-	-	-	-	-	-	-
@ Arizona St	1-12	-	-	-	-	-	-	-	-	-	-	-	-	-	-	-	-	-	-	-	-
@ Arizona	1-14	-	-	-	-	-	-	-	-	-	-	-	-	-	-	-	-	-	-	-	-
USC	1-19	-	-	-	-	-	-	-	-	-	-	-	-	-	-	-	-	-	-	-	-
UCLA	1-21	-	-	-	-	-	-	-	-	-	-	-	-	-	-	-	-	-	-	-	-
OREGON ST	1-29	-	-	-	-	-	-	-	-	-	-	-	-	-	-	-	-	-	-	-	-
@ Utah	2-2	-	-	-	-	-	-	-	-	-	-	-	-	-	-	-	-	-	-	-	-
@ Colorado	2-4	-	-	-	-	-	-	-	-	-	-	-	-	-	-	-	-	-	-	-	-
WASHINGTON	2-9	-	-	-	-	-	-	-	-	-	-	-	-	-	-	-	-	-	-	-	-
WASHINGTON ST	2-11	-	-	-	-	-	-	-	-	-	-	-	-	-	-	-	-	-	-	-	-
@ California	2-16	-	-	-	-	-	-	-	-	-	-	-	-	-	-	-	-	-	-	-	-
@ Stanford	2-19	-	-	-	-	-	-	-	-	-	-	-	-	-	-	-	-	-	-	-	-
@ Oregon St	2-26	-	-	-	-	-	-	-	-	-	-	-	-	-	-	-	-	-	-	-	-
COLORADO	3-1	-	-	-	-	-	-	-	-	-	-	-	-	-	-	-	-	-	-	-	-
UTAH	3-3	-	-	-	-	-	-	-	-	-	-	-	-	-	-	-	-	-	-	-	-
<b>Totals</b>																					

### 2010-11 SEASON HIGHS


Points	15	MISSOURI (12-02-10)
Field Goals Made	5	MISSOURI (12-02-10)
Field Goal Attempts	13	at Washington State (01-08-11)
FG Pct (min 5 made)	.500 (5-10)	MISSOURI (12-02-10)
3-Point Field Goals Made	3	MISSOURI (12-02-10)
3-Point FG Attempts	8	MISSOURI (12-02-10)
3-Pt FG Pct (min 2 made)	.500 (2-4)	IDAHO (12-21-10)
Free Throws Made	7	vs Arizona State (03-09-11)
Free Throw Attempts	8	vs Arizona State (03-09-11)
FT Pct (min 3 made)	1.000 (4-4)	Two times
Rebounds	6	Two times
Assists	8	NORTH DAKOTA STATE (11-12-10)
Steals	3	Two times
Blocked Shots	1	PORTLAND STATE (12-05-10)
Turnovers	5	OREGON STATE (02-19-11)
Fouls	5	Three times
MINUTES	32	UCLA (01-15-11)

### CAREER HIGHS

Points	15	MISSOURI (12-02-10)
Field Goals Made	5	MISSOURI (12-02-10)
Field Goal Attempts	13	at Washington State (01-08-11)
FG Pct (min 5 made)	.500 (5-10)	MISSOURI (12-02-10)
3-Point Field Goals Made	3	MISSOURI (12-02-10)
3-Point FG Attempts	8	MISSOURI (12-02-10)
3-Pt FG Pct (min 2 made)	.500 (2-4)	IDAHO (12-21-10)
Free Throws Made	7	vs Arizona State (03-09-11)
Free Throw Attempts	8	vs Arizona State (03-09-11)
FT Pct (min 3 made)	1.000 (4-4)	Two times
Rebounds	6	Two times
Assists	8	NORTH DAKOTA STATE (11-12-10)
Steals	3	Two times
Blocked Shots	1	PORTLAND STATE (12-05-10)
Turnovers	5	OREGON STATE (02-19-11)
Fouls	5	Three times
MINUTES	32	UCLA (01-15-11)

### YEAR-BY-YEAR CAREER STATISTICS

Year	GP	GS	Min	Avg	FG	FGA	Pct	3FG	FGA	Pct	FT	FTA	Pct	Off	Def	Reb	Avg	PF	FO	Ast	TO	Blk	Stl	Pts	Avg
2010-11	39	16	746	19.1	61	190	.321	21	79	.266	42	57	.737	10	64	74	1.9	92	3	90	52	1	34	185	4.7
2011-12	-	-	-	-	-	-	-	-	-	-	-	-	-	-	-	-	-	-	-	-	-	-	-	-	-
<b>TOTALS</b>	<b>39</b>	<b>16</b>	<b>746</b>	<b>19.1</b>	<b>61</b>	<b>190</b>	<b>.321</b>	<b>21</b>	<b>79</b>	<b>.266</b>	<b>42</b>	<b>57</b>	<b>.737</b>	<b>10</b>	<b>64</b>	<b>74</b>	<b>1.9</b>	<b>92</b>	<b>3</b>	<b>90</b>	<b>52</b>	<b>1</b>	<b>34</b>	<b>185</b>	<b>4.7</b>



# 12 BRETT KINGMA

FRESHMAN • GUARD • 6-1 • 175 • MILL CREEK, WASH. (JACKSON HS)

### 2011-12 | FRESHMAN SEASON

Saw action in all five games on preseason foreign tour of Italy ... Averaged 9.2 points per game and shot 45.5 percent on field goals ... Scored team-high 13 points in 72-63 loss to Casale Monferrato.

### BEFORE OREGON

As a senior, led Jackson High School to a 23-4 overall record and was named the 2011 Washington Interscholastic Basketball Coaches Association's Class 4A Player of the Year ... Averaged 25 points, four steals and four assists per game as a junior ... Led JHS to the 2010 Washington Class 4A title game ... chose Oregon over Arizona State, Brigham Young and Washington ... played AAU ball for the Friends of Hoop.

### PERSONAL

Born Sept. 13, 1992 in Mill Creek, Wash. ... Son of Gregg and Gail Kingma ... Major is pre-business administration.

### BRETT KINGMA'S 2011-12 GAME-BY-GAME SEASON STATISTICS

Opponent	Date	GS	Min	--- TOTAL ---			--- 3-PTS ---			--- REBOUNDS ---				PF	FO	A	TO	Blk	Stl	Pts	Avg
				FG	FGA	Pct	3FG	3FGA	Pct	FT	FTA	Pct	Off								
@ Vanderbilt	11-11	-	-	-	-	-	-	-	-	-	-	-	-	-	-	-	-	-	-	-	-
E. WASHINGTON	11-17	-	-	-	-	-	-	-	-	-	-	-	-	-	-	-	-	-	-	-	-
SE MISSOURI ST	11-20	-	-	-	-	-	-	-	-	-	-	-	-	-	-	-	-	-	-	-	-
at Nebraska	11-23	-	-	-	-	-	-	-	-	-	-	-	-	-	-	-	-	-	-	-	-
UTEP	11-29	-	-	-	-	-	-	-	-	-	-	-	-	-	-	-	-	-	-	-	-
vs. BYU	12-3	-	-	-	-	-	-	-	-	-	-	-	-	-	-	-	-	-	-	-	-
FRESNO ST	12-10	-	-	-	-	-	-	-	-	-	-	-	-	-	-	-	-	-	-	-	-
PORTLAND ST	12-12	-	-	-	-	-	-	-	-	-	-	-	-	-	-	-	-	-	-	-	-
VIRGINIA	12-18	-	-	-	-	-	-	-	-	-	-	-	-	-	-	-	-	-	-	-	-
N.C. CENTRAL	12-20	-	-	-	-	-	-	-	-	-	-	-	-	-	-	-	-	-	-	-	-
PRARIE VIEW A&M	12-21	-	-	-	-	-	-	-	-	-	-	-	-	-	-	-	-	-	-	-	-
STEPHEN F. AUSTIN	12-22	-	-	-	-	-	-	-	-	-	-	-	-	-	-	-	-	-	-	-	-
vs. Washington St	12-29	-	-	-	-	-	-	-	-	-	-	-	-	-	-	-	-	-	-	-	-
@ Washington	12-31	-	-	-	-	-	-	-	-	-	-	-	-	-	-	-	-	-	-	-	-
STANFORD	1-5	-	-	-	-	-	-	-	-	-	-	-	-	-	-	-	-	-	-	-	-
CALIFORNIA	1-8	-	-	-	-	-	-	-	-	-	-	-	-	-	-	-	-	-	-	-	-
@ Arizona St	1-12	-	-	-	-	-	-	-	-	-	-	-	-	-	-	-	-	-	-	-	-
@ Arizona	1-14	-	-	-	-	-	-	-	-	-	-	-	-	-	-	-	-	-	-	-	-
USC	1-19	-	-	-	-	-	-	-	-	-	-	-	-	-	-	-	-	-	-	-	-
UCLA	1-21	-	-	-	-	-	-	-	-	-	-	-	-	-	-	-	-	-	-	-	-
OREGON ST	1-29	-	-	-	-	-	-	-	-	-	-	-	-	-	-	-	-	-	-	-	-
@ Utah	2-2	-	-	-	-	-	-	-	-	-	-	-	-	-	-	-	-	-	-	-	-
@ Colorado	2-4	-	-	-	-	-	-	-	-	-	-	-	-	-	-	-	-	-	-	-	-
WASHINGTON	2-9	-	-	-	-	-	-	-	-	-	-	-	-	-	-	-	-	-	-	-	-
WASHINGTON ST	2-11	-	-	-	-	-	-	-	-	-	-	-	-	-	-	-	-	-	-	-	-
@ California	2-16	-	-	-	-	-	-	-	-	-	-	-	-	-	-	-	-	-	-	-	-
@ Stanford	2-19	-	-	-	-	-	-	-	-	-	-	-	-	-	-	-	-	-	-	-	-
@ Oregon St	2-26	-	-	-	-	-	-	-	-	-	-	-	-	-	-	-	-	-	-	-	-
COLORADO	3-1	-	-	-	-	-	-	-	-	-	-	-	-	-	-	-	-	-	-	-	-
UTAH	3-3	-	-	-	-	-	-	-	-	-	-	-	-	-	-	-	-	-	-	-	-
<b>Totals</b>		-	-	-	-	-	-	-	-	-	-	-	-	-	-	-	-	-	-	-	-

### 2011-12 SEASON HIGHS

Points	-	-
Field Goals Made	-	-
Field Goal Attempts	-	-
FG Pct (min 5 made)	-	-
3-Point Field Goals Made	-	-
3-Point FG Attempts	-	-
3-Pt FG Pct (min 2 made)	-	-
Free Throws Made	-	-
Free Throw Attempts	-	-
FT Pct (min 5 made)	-	-
Rebounds	-	-
Assists	-	-
Steals	-	-
Blocked Shots	-	-
Turnovers	-	-
Fouls	-	-
MINUTES	-	-

### CAREER HIGHS

Points	-	-
Field Goals Made	-	-
Field Goal Attempts	-	-
FG Pct (min 5 made)	-	-
3-Point Field Goals Made	-	-
3-Point FG Attempts	-	-
3-Pt FG Pct (min 2 made)	-	-
Free Throws Made	-	-
Free Throw Attempts	-	-
FT Pct (min 5 made)	-	-
Rebounds	-	-
Assists	-	-
Steals	-	-
Blocked Shots	-	-
Turnovers	-	-
Fouls	-	-
MINUTES	-	-

### YEAR-BY-YEAR CAREER STATISTICS

Year	GP	GS	Min	Avg	FG	FGA	Pct	3FG	FGA	Pct	FT	FTA	Pct	Off	Def	Reb	Avg	PF	FO	Ast	TO	Blk	Stl	Pts	Avg
2011-12	-	-	-	-	-	-	-	-	-	-	-	-	-	-	-	-	-	-	-	-	-	-	-	-	-
<b>TOTAL</b>	-	-	-	-	-	-	-	-	-	-	-	-	-	-	-	-	-	-	-	-	-	-	-	-	-



# 23 JEREMY JACOB

SENIOR • FORWARD • 6-8 • 230 • BATON ROUGE, LA. (CHIPOLA COLLEGE)

### 2011-12 | SENIOR SEASON

Saw action in four of five games on preseason foreign tour of Italy ... Averaged 7.5 points and 4.5 rebounds per game ... Registered 14 points and 11 rebounds in 75-67 win over Varese.

### 2010-11 | JUNIOR SEASON

Played in 17 games, a starter in eight of those contests ... Missed games due to injury ... Averaged 6.2 points and 3.5 rebounds per game ... Led the team in scoring once and in rebounding on two occasions ... Scored 12 points in 17 minutes Jan. 15 against UCLA ... Left Washington State game with an injury ... Scored a season-high 17 points on 7-of-13 shooting in Dec. 30 game with Arizona ... Tallied 12 points and seven boards Nov. 27 against Duke.

### 2009-10 | SOPHOMORE SEASON

One of four players to see action in all 32 games, a starter in 15 outings ... Led the team in total rebounds (153), while ranking second in rebounding average (4.8 rpg) and field goal percentage (.489, 93-of-190) ... Was third on the squad in both field goals made (93) and attempted (190) ... Ranked fourth on the team in scoring (241, 7.5 ppg) ... Tallied three double-doubles ... Had 11 double-figure scoring efforts and four double-digit rebounding games ... Went for 11 points and eight rebounds in March 6 home win over Washington State ... Had eight points and 10 rebounds in March 4 home game with Washington ... Tallied third double-double of the season, matching a career-best with 19 points to go with 10 rebounds in Feb. 27 road win over UCLA ... Matched a career-best with 19 points and added eight rebounds in Feb. 18 home game with Stanford ... Recorded second double-double of season with 10 points and 10 rebounds in Feb. 11 road game with Arizona ... Scored a career-high 19 points (fourth straight double-figure effort) in Jan. 30 home win over USC ... Scored 13 points (6-of-6 on field goals) in 13 minutes of Jan. 21 road game with California ... Had 12 points (5-of-7 shooting) in Dec. 19 home win over Oakland ... Recorded first double-double of year in Nov. 28 home win over Montana State, 10 points and 12 rebounds.

### BEFORE OREGON

Helped lead Chipola to a third-place finish at the 2009 NJCAA Men's National Basketball Championship in Hutchinson, Kan. ... Started his collegiate career at the University of Georgia where he played in the first six games as a true freshman, averaging 5.2 points and 3.3 rebounds ... Suffered a foot injury in that sixth game and missed the remainder of the season, qualifying for a medical redshirt ... He played the 2006-07 season at Hargrave Military Academy in Chatham, Va., averaging 24 ppg and 12 rpg in helping team to a 36-5 record ... As a senior at Woodlawn High School (Baton Rouge) he averaged 14.5 points and 10.0 rebounds per game, leading his team to the 2006 Louisiana state 5A championship game.

### PERSONAL

Born Jeremy Jerod Jacob on Nov. 18, 1987, in Baton Rouge, La. ... Mother is Julie Jacob ... Major is sociology.

### JEREMY JACOB'S 2011-12 GAME-BY-GAME SEASON STATISTICS

Opponent	Date	GS	Min	--- TOTAL ---			--- 3-PTS ---		--- REBOUNDS ---				PF	FO	A	TO	Blk	Stl	Pts	Avg	
				FG	FGA	Pct	3FG	3FGA	Pct	FT	FTA	Pct									Off
@ Vanderbilt	11-11	-	-	-	-	-	-	-	-	-	-	-	-	-	-	-	-	-	-	-	
E. WASHINGTON	11-17	-	-	-	-	-	-	-	-	-	-	-	-	-	-	-	-	-	-	-	
SE MISSOURI ST	11-20	-	-	-	-	-	-	-	-	-	-	-	-	-	-	-	-	-	-	-	
at Nebraska	11-23	-	-	-	-	-	-	-	-	-	-	-	-	-	-	-	-	-	-	-	
UTEP	11-29	-	-	-	-	-	-	-	-	-	-	-	-	-	-	-	-	-	-	-	
vs. BYU	12-3	-	-	-	-	-	-	-	-	-	-	-	-	-	-	-	-	-	-	-	
FRESNO ST	12-10	-	-	-	-	-	-	-	-	-	-	-	-	-	-	-	-	-	-	-	
PORTLAND ST	12-12	-	-	-	-	-	-	-	-	-	-	-	-	-	-	-	-	-	-	-	
VIRGINIA	12-18	-	-	-	-	-	-	-	-	-	-	-	-	-	-	-	-	-	-	-	
N.C. CENTRAL	12-20	-	-	-	-	-	-	-	-	-	-	-	-	-	-	-	-	-	-	-	
PRARIE VIEW A&M	12-21	-	-	-	-	-	-	-	-	-	-	-	-	-	-	-	-	-	-	-	
STEPHEN F. AUSTIN	12-22	-	-	-	-	-	-	-	-	-	-	-	-	-	-	-	-	-	-	-	
vs. Washington St	12-29	-	-	-	-	-	-	-	-	-	-	-	-	-	-	-	-	-	-	-	
@ Washington	12-31	-	-	-	-	-	-	-	-	-	-	-	-	-	-	-	-	-	-	-	
STANFORD	1-5	-	-	-	-	-	-	-	-	-	-	-	-	-	-	-	-	-	-	-	
CALIFORNIA	1-8	-	-	-	-	-	-	-	-	-	-	-	-	-	-	-	-	-	-	-	
@ Arizona St	1-12	-	-	-	-	-	-	-	-	-	-	-	-	-	-	-	-	-	-	-	
@ Arizona	1-14	-	-	-	-	-	-	-	-	-	-	-	-	-	-	-	-	-	-	-	
USC	1-19	-	-	-	-	-	-	-	-	-	-	-	-	-	-	-	-	-	-	-	
UCLA	1-21	-	-	-	-	-	-	-	-	-	-	-	-	-	-	-	-	-	-	-	
OREGON ST	1-29	-	-	-	-	-	-	-	-	-	-	-	-	-	-	-	-	-	-	-	
@ Utah	2-2	-	-	-	-	-	-	-	-	-	-	-	-	-	-	-	-	-	-	-	
@ Colorado	2-4	-	-	-	-	-	-	-	-	-	-	-	-	-	-	-	-	-	-	-	
WASHINGTON	2-9	-	-	-	-	-	-	-	-	-	-	-	-	-	-	-	-	-	-	-	
WASHINGTON ST	2-11	-	-	-	-	-	-	-	-	-	-	-	-	-	-	-	-	-	-	-	
@ California	2-16	-	-	-	-	-	-	-	-	-	-	-	-	-	-	-	-	-	-	-	
@ Stanford	2-19	-	-	-	-	-	-	-	-	-	-	-	-	-	-	-	-	-	-	-	
@ Oregon St	2-26	-	-	-	-	-	-	-	-	-	-	-	-	-	-	-	-	-	-	-	
COLORADO	3-1	-	-	-	-	-	-	-	-	-	-	-	-	-	-	-	-	-	-	-	
UTAH	3-3	-	-	-	-	-	-	-	-	-	-	-	-	-	-	-	-	-	-	-	
<b>Totals</b>																					

### 2010-11 SEASON HIGHS

Points	17	ARIZONA (12-30-10)
Field Goals Made	7	ARIZONA (12-30-10)
Field Goal Attempts	14	vs Duke (11-27-10)
FG Pct (min 5 made)	.538 (7-13)	ARIZONA (12-30-10)
Free Throws Made	3	ARIZONA (12-30-10)
Free Throw Attempts	4	ARIZONA (12-30-10)
	4	vs Duke (11-27-10)
FT Pct (min 3 made)	.750 (3-4)	ARIZONA (12-30-10)
Rebounds	7	Three times
Assists	2	Two times
Steals	1	Three times
Blocked Shots	1	Three times
Turnovers	2	ARIZONA (12-30-10)
Fouls	4	vs Duke (11-27-10)
MINUTES	25	ARIZONA (12-30-10)

### CAREER HIGHS

Points	19	Three times
Field Goals Made	8	STANFORD (02-18-10)
Field Goal Attempts	14	vs Duke (11-27-10)
FG Pct (min 5 made)	1.000 (6-6)	at California (01-21-10)
3-Point FG Attempts	1	IDAHO STATE (12-22-09)
Free Throws Made	9	USC (01-30-10)
Free Throw Attempts	11	USC (01-30-10)
FT Pct (min 3 made)	1.000 (4-4)	at Missouri (12-05-09)
Rebounds	12	MONTANA STATE (11-28-09)
Assists	2	Two times
Steals	1	Six times
Blocked Shots	1	Three times
Turnovers	3	Two times
Fouls	4	Two times
MINUTES	37	UCLA (01-28-10)

### YEAR-BY-YEAR CAREER STATISTICS

Year	GP	GS	Min	Avg	FG	FGA	Pct	3FG	FGA	Pct	FT	FTA	Pct	Off	Def	Reb	Avg	PF	FO	Ast	TO	Blk	Stl	Pts	Avg	
2007-08	6	0	89	14.8	11	27	.407	1	2	.500	8	14	.571	5	15	20	3.3	15	0	4	7	1	1	31	5.2	
<b>UGA TOTALS</b>	<b>6</b>	<b>0</b>	<b>89</b>	<b>14.8</b>	<b>11</b>	<b>27</b>	<b>.407</b>	<b>1</b>	<b>2</b>	<b>.500</b>	<b>8</b>	<b>14</b>	<b>.571</b>	<b>5</b>	<b>15</b>	<b>20</b>	<b>3.3</b>	<b>15</b>	<b>0</b>	<b>4</b>	<b>7</b>	<b>1</b>	<b>1</b>	<b>31</b>	<b>5.2</b>	
2008-09	-	-	-	-	-	-	-	-	-	-	-	-	-	-	-	-	-	-	-	-	-	-	-	-	-	
			CHIPOLA COLLEGE																							
2009-10	32	15	648	20.3	93	190	.489	0	1	.000	55	78	.705	50	103	153	4.8	51	0	4	33	6	7	241	7.5	
2010-11	17	8	249	14.6	48	117	.410	0	0	.000	10	21	.476	17	42	59	3.5	27	0	8	12	5	6	106	6.2	
2011-12	-	-	-	-	-	-	-	-	-	-	-	-	-	-	-	-	-	-	-	-	-	-	-	-	-	
<b>ORE TOTALS</b>	<b>49</b>	<b>23</b>	<b>897</b>	<b>18.3</b>	<b>141</b>	<b>307</b>	<b>.459</b>	<b>0</b>	<b>1</b>	<b>.000</b>	<b>65</b>	<b>99</b>	<b>.657</b>	<b>67</b>	<b>145</b>	<b>212</b>	<b>4.3</b>	<b>78</b>	<b>0</b>	<b>12</b>	<b>45</b>	<b>11</b>	<b>13</b>	<b>347</b>	<b>7.1</b>	



# 25 E.J. SINGLER

JUNIOR • FORWARD • 6-6 • 215 • MEDFORD, ORE. (SOUTH MEDFORD HS)

### 2011-12 | JUNIOR SEASON

Among active Pac-12 players he ranks No. 4 in rebounds (257), No. 5 in 3-pointers (68), No. 8 in points (653) and blocks (38) ... Saw action in all five games on preseason foreign tour of Italy ... Averaged 9.2 points and 5.8 rebounds per game ... Had trip-best 15 rebounds in 72-63 loss to Casale Monferrato.

### 2010-11 | SOPHOMORE SEASON

Only player to start all 39 games ... Led the conference in free throw shooting percentage (.852, 104-of-122) ... Ranked second on the team in scoring (11.7 ppg), rebounding (5.6 rpg) and field goal percentage (.461, 149-of-323) ... Led the team in 3-point field goal percentage (.399, 55-of-138) and minutes played (30.5 mpg, 1,188) ... Ranked second on the team in blocks (0.7 bpg, 29) ... Led the team in scoring seven times, reaching double figures on 26 occasions ... Led squad in rebounding in 16 games, grabbing 10 or more boards four times ... Posted 15 points and scored the game-winning basket as time ran down in April 1 CBI finals win over Creighton ... Had his third double-double of season (10 points, 10 rebounds) in March 28 CBI finals game against Creighton ... Tallied 18 points in March 23 CBI semifinal against Boise State ... Had 11 points and eight rebounds in CBI quarterfinal game March 21 against Duquesne ... Tallied 16 points in March 16 CBI victory over Weber State ... Named to conference's all-tournament team ... Had career-high 24 points in the quarterfinals March 10 against UCLA ... Scored 22 points in opening round game March 9 against Arizona State ... Posted 13 points and team-best seven rebounds Feb. 19 against Oregon State ... Had 16 points and matched career-high with five assists Feb. 5 against No. 20 Washington ... Tallied team-high 16 points and six boards Jan. 22 at Oregon State ... Had 15 points and six rebounds Jan. 15 against UCLA ... Scored 19 points and grabbed nine rebounds against Arizona State on Jan. 1 ... Had 14 points and seven rebounds Dec. 13 against Jacksonville State ... Had a double-double with 18 points and career-high 17 rebounds Dec. 11 against Willamette ... Scored 19 points and grabbed nine rebounds Dec. 2 against Missouri ... Had 14 points (all in second half) Nov. 27 against Duke ... Posted 16 points and 11 rebounds (first career double-double) Nov. 12 against North Dakota State.

### 2009-10 | FRESHMAN SEASON

One of four players to see action in all 32 games, a starter in 22 outings ... Recorded six double-figure scoring efforts ... Ranked third on the team in rebounds (137, 4.3 rpg), assists (39, 1.2 apg), field goal percentage (.455, 66-of-145) and free throw percentage (.850, 51-of-60) ... Ranked fourth on the team in 3-point field goal percentage (.342, 13-of-38) and sixth in scoring (19.6, 6.1 ppg) ... Had 11 points and five rebounds, including a tip-in basket to send the game to overtime, in conference tournament win over Washington State ... Had 15 points in March 6 home win over Washington State ... Scored 15 points and grabbed eight rebounds Feb. 18 against Stanford ... Registered eight points and 12 rebounds Dec. 19 against Oakland.

### BEFORE OREGON

Named 2009 OSAA 6A State Player of the Year after averaging 21.8 points, 10.8 rebounds and 5.0 assists in 2008-09 ... Also named the 2009 Gatorade Oregon Basketball Player of the Year and the SW Conference Player of the Year.

### PERSONAL

Born Edward J. Singler June 6, 1990 in Medford, Ore. ... Parents are Ed and Kris Singler ... Major is psychology.

### E.J. SINGLER'S 2011-12 GAME-BY-GAME SEASON STATISTICS

Opponent	Date	GS	Min	FG	FGA	Pct	3FG	3FGA	Pct	FT	FTA	Pct	Off	Def	Tot	Avg	PF	FO	A	TO	Blk	Stl	Pts	Avg
@ Vanderbilt	11-11	-	-	-	-	-	-	-	-	-	-	-	-	-	-	-	-	-	-	-	-	-	-	-
E. WASHINGTON	11-17	-	-	-	-	-	-	-	-	-	-	-	-	-	-	-	-	-	-	-	-	-	-	-
SE MISSOURI ST	11-20	-	-	-	-	-	-	-	-	-	-	-	-	-	-	-	-	-	-	-	-	-	-	-
at Nebraska	11-23	-	-	-	-	-	-	-	-	-	-	-	-	-	-	-	-	-	-	-	-	-	-	-
UTEP	11-29	-	-	-	-	-	-	-	-	-	-	-	-	-	-	-	-	-	-	-	-	-	-	-
vs. BYU	12-3	-	-	-	-	-	-	-	-	-	-	-	-	-	-	-	-	-	-	-	-	-	-	-
FRESNO ST	12-10	-	-	-	-	-	-	-	-	-	-	-	-	-	-	-	-	-	-	-	-	-	-	-
PORTLAND ST	12-12	-	-	-	-	-	-	-	-	-	-	-	-	-	-	-	-	-	-	-	-	-	-	-
VIRGINIA	12-18	-	-	-	-	-	-	-	-	-	-	-	-	-	-	-	-	-	-	-	-	-	-	-
N.C. CENTRAL	12-20	-	-	-	-	-	-	-	-	-	-	-	-	-	-	-	-	-	-	-	-	-	-	-
PRARIE VIEW A&M	12-21	-	-	-	-	-	-	-	-	-	-	-	-	-	-	-	-	-	-	-	-	-	-	-
STEPHEN F. AUSTIN	12-22	-	-	-	-	-	-	-	-	-	-	-	-	-	-	-	-	-	-	-	-	-	-	-
vs. Washington St	12-29	-	-	-	-	-	-	-	-	-	-	-	-	-	-	-	-	-	-	-	-	-	-	-
@ Washington	12-31	-	-	-	-	-	-	-	-	-	-	-	-	-	-	-	-	-	-	-	-	-	-	-
STANFORD	1-5	-	-	-	-	-	-	-	-	-	-	-	-	-	-	-	-	-	-	-	-	-	-	-
CALIFORNIA	1-8	-	-	-	-	-	-	-	-	-	-	-	-	-	-	-	-	-	-	-	-	-	-	-
@ Arizona St	1-12	-	-	-	-	-	-	-	-	-	-	-	-	-	-	-	-	-	-	-	-	-	-	-
@ Arizona	1-14	-	-	-	-	-	-	-	-	-	-	-	-	-	-	-	-	-	-	-	-	-	-	-
USC	1-19	-	-	-	-	-	-	-	-	-	-	-	-	-	-	-	-	-	-	-	-	-	-	-
UCLA	1-21	-	-	-	-	-	-	-	-	-	-	-	-	-	-	-	-	-	-	-	-	-	-	-
OREGON ST	1-29	-	-	-	-	-	-	-	-	-	-	-	-	-	-	-	-	-	-	-	-	-	-	-
@ Utah	2-2	-	-	-	-	-	-	-	-	-	-	-	-	-	-	-	-	-	-	-	-	-	-	-
@ Colorado	2-4	-	-	-	-	-	-	-	-	-	-	-	-	-	-	-	-	-	-	-	-	-	-	-
WASHINGTON	2-9	-	-	-	-	-	-	-	-	-	-	-	-	-	-	-	-	-	-	-	-	-	-	-
WASHINGTON ST	2-11	-	-	-	-	-	-	-	-	-	-	-	-	-	-	-	-	-	-	-	-	-	-	-
@ California	2-16	-	-	-	-	-	-	-	-	-	-	-	-	-	-	-	-	-	-	-	-	-	-	-
@ Stanford	2-19	-	-	-	-	-	-	-	-	-	-	-	-	-	-	-	-	-	-	-	-	-	-	-
@ Oregon St	2-26	-	-	-	-	-	-	-	-	-	-	-	-	-	-	-	-	-	-	-	-	-	-	-
COLORADO	3-1	-	-	-	-	-	-	-	-	-	-	-	-	-	-	-	-	-	-	-	-	-	-	-
UTAH	3-3	-	-	-	-	-	-	-	-	-	-	-	-	-	-	-	-	-	-	-	-	-	-	-
<b>Totals</b>																								

### 2010-11 SEASON HIGHS


Points	24	vs UCLA (03-10-11)
Field Goals Made	8	vs Arizona State (03-09-11)
Field Goal Attempts	14	at Oregon State (01-22-11)
FG Pct (min 5 made)	.857 (6-7)	JACKSONVILLE STATE (12-13-10)
3-Point Field Goals Made	4	Four times
3-Point FG Attempts	7	Three times
3-Pt FG Pct (min 2 made)	1.000 (2-2)	vs UCLA (03-10-11)
Free Throws Made	8	Two times
Free Throw Attempts	11	USC (01-13-11)
FT Pct (min 8 made)	1.000 (8-8)	vs UCLA (03-10-11)
	1.000 (8-8)	ARIZONA STATE (01-01-11)
Rebounds	17	WILLAMETTE (12-11-10)
Assists	5	Two times
Steals	3	Six times
Blocked Shots	3	NORTH DAKOTA STATE (11-12-10)
Turnovers	5	BOISE STATE (03-23-11)
Fouls	5	Two times
MINUTES	38	NORTH DAKOTA STATE (11-12-10)

### CAREER HIGHS

Points	24	vs UCLA (03-10-11)
Field Goals Made	8	vs Arizona State (03-09-11)
Field Goal Attempts	14	at Oregon State (01-22-11)
FG Pct (min 5 made)	.857 (6-7)	JACKSONVILLE STATE (12-13-10)
3-Point Field Goals Made	4	Three times
3-Point FG Attempts	7	Two times
3-Pt FG Pct (min 2 made)	1.000 (2-2)	vs UCLA (03-10-11)
Free Throws Made	8	Two times
Free Throw Attempts	11	USC (01-13-11)
FT Pct (min 8 made)	1.000 (8-8)	vs UCLA (03-10-11)
	1.000 (8-8)	ARIZONA STATE (01-01-11)
Rebounds	17	WILLAMETTE (12-11-10)
Assists	5	Two times
Steals	3	Three times
Blocked Shots	3	NORTH DAKOTA STATE (11-12-10)
Turnovers	5	Two times
Fouls	5	Four times
MINUTES	38	Two times

### YEAR-BY-YEAR CAREER STATISTICS

Year	GP	GS	Min	Avg	FG	FGA	Pct	3FG	FGA	Pct	FT	FTA	Pct	Off	Def	Reb	Avg	PF	FO	Ast	TO	Blk	Stl	Pts	Avg
2009-10	32	22	784	24.5	66	145	.455	13	38	.342	51	60	.850	36	101	137	4.3	76	2	39	38	9	15	196	6.1
2010-11	39	39	1188	30.5	149	323	.461	55	138	.399	104	122	.852	64	156	220	5.6	101	2	66	58	29	41	457	11.7
2011-12	-	-	-	-	-	-	-	-	-	-	-	-	-	-	-	-	-	-	-	-	-	-	-	-	-
<b>TOTAL</b>	<b>71</b>	<b>61</b>	<b>1972</b>	<b>27.8</b>	<b>215</b>	<b>468</b>	<b>.459</b>	<b>68</b>	<b>176</b>	<b>.386</b>	<b>155</b>	<b>182</b>	<b>.852</b>	<b>100</b>	<b>257</b>	<b>357</b>	<b>5.0</b>	<b>177</b>	<b>4</b>	<b>105</b>	<b>96</b>	<b>38</b>	<b>56</b>	<b>653</b>	<b>9.2</b>



# 31 TYRONE NARED

SENIOR • FORWARD • 6-8 • 220 • WOONSOCKET, R.I. (MONROE COLLEGE)

### 2011-12 | SENIOR SEASON

Saw action in all five games on preseason foreign tour of Italy ... Averaged 3.2 points and 3.2 rebounds per game.

### 2010-11 | JUNIOR SEASON

Played in all 39 games, a starter in the last 21 outings ... Averaged 5.1 points per game ... Ranked third in the team in rebounding (3.9 rpg, 153) and led the team in blocks (0.8 bpg, 30) ... Posted game-highs in scoring on two occasions, while reaching double figures six times ... Was the team's leading rebounder in seven games ... Had one double-double ... Scored career-high 16 points (7-of-9 on field goals) Feb. 24 against California ... Scored 14 points and grabbed six rebounds Feb. 5 against No. 20 Washington ... Recorded first double-double posting 14 points and a career-high 10 rebounds Jan. 29 at California ... Tallied nine points and eight rebounds Jan. 15 against UCLA ... Scored 10 points in 31 bench minutes Jan. 13 against USC ... Had seven points and seven rebounds in 27 minutes of work Jan. 8 at Washington State ... Scored seven points and grabbed six rebounds in Dec. 11 home win over Willamette ... Registered Oregon-bests with 13 points and six rebounds in Nov. 23 home win over Texas Southern ... Had 10 points in 15 minutes Nov. 14 against UC Santa Barbara.

### BEFORE OREGON

Played the 2009-10 season for Monroe College (Bronx, N.Y.), helping the Mustangs advance to both Region 15 and District 3 championships ... He played in 37 of the 38 available games, starting 24 of those outings ... Led Monroe to a 29-8 overall record and a seventh-place finish at the 2010 NJCAA National Tournament ... Boasted the team's top field goal percentage (57.0 percent, 114-of-200), while averaging 8.0 points and 5.6 rebounds per game ... Received District 3 All-Tournament team and tourney MVP honors, Region 15 All-Tournament team recognition, as well as the Region 15 Sportsmanship Award in 2009-10 ... Played a year at Community College of Rhode Island (Warwick, R.I.) where he was coached by Rick Harris ... Averaged 12.0 points and 9.7 rebounds per game as a freshman during the 2008-09 season, leading the Knights to their fifth-straight Region 11 Tournament Championship ... Received all-american honors for his play that freshman season at CCRI ... An all-state performer at Woonsocket High School in Woonsocket, R.I., under the direction of coach Preston Murphy.

### PERSONAL

Born Tyrone M. Nared Dec. 29, 1988, in Woonsocket, R.I. ... Parents are William and Stella Nared ... Major is sociology.

### TYRONE NARED 2011-12 GAME-BY-GAME SEASON STATISTICS

Opponent	Date	GS	Min	--- TOTAL ---			--- 3-PTS ---		--- REBOUNDS ---				PF	FO	A	TO	Blk	Stl	Pts	Avg	
				FG	FGA	Pct	3FG	FGA	Pct	FT	FTA	Pct									Off
@ Vanderbilt	11-11	-	-	-	-	-	-	-	-	-	-	-	-	-	-	-	-	-	-	-	
E. WASHINGTON	11-17	-	-	-	-	-	-	-	-	-	-	-	-	-	-	-	-	-	-	-	
SE MISSOURI ST	11-20	-	-	-	-	-	-	-	-	-	-	-	-	-	-	-	-	-	-	-	
at Nebraska	11-23	-	-	-	-	-	-	-	-	-	-	-	-	-	-	-	-	-	-	-	
UTEP	11-29	-	-	-	-	-	-	-	-	-	-	-	-	-	-	-	-	-	-	-	
vs. BYU	12-3	-	-	-	-	-	-	-	-	-	-	-	-	-	-	-	-	-	-	-	
FRESNO ST	12-10	-	-	-	-	-	-	-	-	-	-	-	-	-	-	-	-	-	-	-	
PORTLAND ST	12-12	-	-	-	-	-	-	-	-	-	-	-	-	-	-	-	-	-	-	-	
VIRGINIA	12-18	-	-	-	-	-	-	-	-	-	-	-	-	-	-	-	-	-	-	-	
N.C. CENTRAL	12-20	-	-	-	-	-	-	-	-	-	-	-	-	-	-	-	-	-	-	-	
PRARIE VIEW A&M	12-21	-	-	-	-	-	-	-	-	-	-	-	-	-	-	-	-	-	-	-	
STEPHEN F. AUSTIN	12-22	-	-	-	-	-	-	-	-	-	-	-	-	-	-	-	-	-	-	-	
vs. Washington St	12-29	-	-	-	-	-	-	-	-	-	-	-	-	-	-	-	-	-	-	-	
@ Washington	12-31	-	-	-	-	-	-	-	-	-	-	-	-	-	-	-	-	-	-	-	
STANFORD	1-5	-	-	-	-	-	-	-	-	-	-	-	-	-	-	-	-	-	-	-	
CALIFORNIA	1-8	-	-	-	-	-	-	-	-	-	-	-	-	-	-	-	-	-	-	-	
@ Arizona St	1-12	-	-	-	-	-	-	-	-	-	-	-	-	-	-	-	-	-	-	-	
@ Arizona	1-14	-	-	-	-	-	-	-	-	-	-	-	-	-	-	-	-	-	-	-	
USC	1-19	-	-	-	-	-	-	-	-	-	-	-	-	-	-	-	-	-	-	-	
UCLA	1-21	-	-	-	-	-	-	-	-	-	-	-	-	-	-	-	-	-	-	-	
OREGON ST	1-29	-	-	-	-	-	-	-	-	-	-	-	-	-	-	-	-	-	-	-	
@ Utah	2-2	-	-	-	-	-	-	-	-	-	-	-	-	-	-	-	-	-	-	-	
@ Colorado	2-4	-	-	-	-	-	-	-	-	-	-	-	-	-	-	-	-	-	-	-	
WASHINGTON	2-9	-	-	-	-	-	-	-	-	-	-	-	-	-	-	-	-	-	-	-	
WASHINGTON ST	2-11	-	-	-	-	-	-	-	-	-	-	-	-	-	-	-	-	-	-	-	
@ California	2-16	-	-	-	-	-	-	-	-	-	-	-	-	-	-	-	-	-	-	-	
@ Stanford	2-19	-	-	-	-	-	-	-	-	-	-	-	-	-	-	-	-	-	-	-	
@ Oregon St	2-26	-	-	-	-	-	-	-	-	-	-	-	-	-	-	-	-	-	-	-	
COLORADO	3-1	-	-	-	-	-	-	-	-	-	-	-	-	-	-	-	-	-	-	-	
UTAH	3-3	-	-	-	-	-	-	-	-	-	-	-	-	-	-	-	-	-	-	-	
<b>Totals</b>																					

### 2010-11 SEASON HIGHS


Points	16	CALIFORNIA (02-24-11)
Field Goals Made	7	CALIFORNIA (02-24-11)
Field Goal Attempts	10	UCLA (01-15-11)
FG Pct (min 5 made)	.778 (7-9)	CALIFORNIA (02-24-11)
3-Point Field Goals Made	2	USC (01-13-11)
3-Point FG Attempts	4	USC (01-13-11)
3-Pt FG Pct (min 2 made)	.500 (2-4)	USC (01-13-11)
Free Throws Made	5	WASHINGTON (02-05-11)
	5	at California (01-29-11)
Free Throw Attempts	8	at California (01-29-11)
FT Pct (min 3 made)	.833 (5-6)	WASHINGTON (02-05-11)
Rebounds	10	at California (01-29-11)
Assists	2	Two times
Steals	4	DUQUESNE (03-21-11)
Blocked Shots	3	Two times
Turnovers	3	Two times
Fouls	5	Two times
MINUTES	32	at California (01-29-11)

### CAREER HIGHS

Points	16	CALIFORNIA (02-24-11)
Field Goals Made	7	CALIFORNIA (02-24-11)
Field Goal Attempts	10	UCLA (01-15-11)
FG Pct (min 5 made)	.778 (7-9)	CALIFORNIA (02-24-11)
3-Point Field Goals Made	2	USC (01-13-11)
3-Point FG Attempts	4	USC (01-13-11)
3-Pt FG Pct (min 2 made)	.500 (2-4)	USC (01-13-11)
Free Throws Made	5	WASHINGTON (02-05-11)
	5	at California (01-29-11)
Free Throw Attempts	8	at California (01-29-11)
FT Pct (min 3 made)	.833 (5-6)	WASHINGTON (02-05-11)
Rebounds	10	at California (01-29-11)
Assists	2	Two times
Steals	4	DUQUESNE (03-21-11)
Blocked Shots	3	Two times
Turnovers	3	Two times
Fouls	5	Two times
MINUTES	32	at California (01-29-11)

### YEAR-BY-YEAR CAREER STATISTICS

Year	GP	GS	Min	Avg	FG	FGA	Pct	3FG	FGA	Pct	FT	FTA	Pct	Off	Def	Reb	Avg	PF	FO	Ast	TO	Blk	Stl	Pts	Avg
2008-09	-	-	CC OF RHODE ISLAND	-	-	-	-	-	-	-	-	-	-	-	-	-	-	-	-	-	-	-	-	-	-
2009-10	-	-	MONROE COLLEGE	-	-	-	-	-	-	-	-	-	-	-	-	-	-	-	-	-	-	-	-	-	-
2010-11	39	21	780	20.0	75	165	.455	11	33	.333	37	53	.698	60	93	153	3.9	90	2	17	41	30	24	198	5.1
2011-12	-	-	-	-	-	-	-	-	-	-	-	-	-	-	-	-	-	-	-	-	-	-	-	-	-
<b>TOTAL</b>	<b>39</b>	<b>21</b>	<b>780</b>	<b>20.0</b>	<b>75</b>	<b>165</b>	<b>.455</b>	<b>11</b>	<b>33</b>	<b>.333</b>	<b>37</b>	<b>53</b>	<b>.698</b>	<b>60</b>	<b>93</b>	<b>153</b>	<b>3.9</b>	<b>90</b>	<b>2</b>	<b>17</b>	<b>41</b>	<b>30</b>	<b>24</b>	<b>198</b>	<b>5.1</b>



# 32 JABARI BROWN

FRESHMAN • GUARD • 6-5 • 205 • OAKLAND, CALIF. (OAKLAND HS)

### 2011-12 | FRESHMAN SEASON

Saw action in all five games on preseason foreign tour of Italy ... Averaged team-high 15.4 points and 5.0 rebounds per game ... Led team in scoring four of five games on the trip ... Opened first four games with 18 points (vs. Latina), 22 points (vs. Scafati), 15 points (vs. Varese) and 14 points (vs. Tezenis Verona) ... Was a perfect 16-of-16 on free throws.

### BEFORE OREGON

Averaged 23.8 points and 4.1 rebounds per game as a senior at Oakland High School ... Started junior season at Findlay Prep (Nev.) where he averaged 16 points per game before transferring mid-year to Oakland High School ... averaged 23.5 points, 3.4 rebounds and 1.2 assists per game at Oakland High the rest of his junior campaign ... led Oakland High to second round of the state playoffs ... chose Oregon over Arizona State, Connecticut, Georgia Tech and Washington ... played AAU ball for the Drew Gooden Soldiers.

### PERSONAL

Born Dec. 18, 1992 in Berkeley, Calif. ... Son of David and Fannie Brown ... Major is pre-business administration.

### JABARI BROWN'S 2011-12 GAME-BY-GAME SEASON STATISTICS

Opponent	Date	GS	Min	--- TOTAL ---			--- 3-PTS ---			--- REBOUNDS ---				PF	FO	A	TO	Blk	Stl	Pts	Avg
				FG	FGA	Pct	3FG	FGA	Pct	FT	FTA	Pct	Off								
@ Vanderbilt	11-11	-	-	-	-	-	-	-	-	-	-	-	-	-	-	-	-	-	-	-	-
E. WASHINGTON	11-17	-	-	-	-	-	-	-	-	-	-	-	-	-	-	-	-	-	-	-	-
SE MISSOURI ST	11-20	-	-	-	-	-	-	-	-	-	-	-	-	-	-	-	-	-	-	-	-
at Nebraska	11-23	-	-	-	-	-	-	-	-	-	-	-	-	-	-	-	-	-	-	-	-
UTEP	11-29	-	-	-	-	-	-	-	-	-	-	-	-	-	-	-	-	-	-	-	-
vs. BYU	12-3	-	-	-	-	-	-	-	-	-	-	-	-	-	-	-	-	-	-	-	-
FRESNO ST	12-10	-	-	-	-	-	-	-	-	-	-	-	-	-	-	-	-	-	-	-	-
PORTLAND ST	12-12	-	-	-	-	-	-	-	-	-	-	-	-	-	-	-	-	-	-	-	-
VIRGINIA	12-18	-	-	-	-	-	-	-	-	-	-	-	-	-	-	-	-	-	-	-	-
N.C. CENTRAL	12-20	-	-	-	-	-	-	-	-	-	-	-	-	-	-	-	-	-	-	-	-
PRARIE VIEW A&M	12-21	-	-	-	-	-	-	-	-	-	-	-	-	-	-	-	-	-	-	-	-
STEPHEN F. AUSTIN	12-22	-	-	-	-	-	-	-	-	-	-	-	-	-	-	-	-	-	-	-	-
vs. Washington St	12-29	-	-	-	-	-	-	-	-	-	-	-	-	-	-	-	-	-	-	-	-
@ Washington	12-31	-	-	-	-	-	-	-	-	-	-	-	-	-	-	-	-	-	-	-	-
STANFORD	1-5	-	-	-	-	-	-	-	-	-	-	-	-	-	-	-	-	-	-	-	-
CALIFORNIA	1-8	-	-	-	-	-	-	-	-	-	-	-	-	-	-	-	-	-	-	-	-
@ Arizona St	1-12	-	-	-	-	-	-	-	-	-	-	-	-	-	-	-	-	-	-	-	-
@ Arizona	1-14	-	-	-	-	-	-	-	-	-	-	-	-	-	-	-	-	-	-	-	-
USC	1-19	-	-	-	-	-	-	-	-	-	-	-	-	-	-	-	-	-	-	-	-
UCLA	1-21	-	-	-	-	-	-	-	-	-	-	-	-	-	-	-	-	-	-	-	-
OREGON ST	1-29	-	-	-	-	-	-	-	-	-	-	-	-	-	-	-	-	-	-	-	-
@ Utah	2-2	-	-	-	-	-	-	-	-	-	-	-	-	-	-	-	-	-	-	-	-
@ Colorado	2-4	-	-	-	-	-	-	-	-	-	-	-	-	-	-	-	-	-	-	-	-
WASHINGTON	2-9	-	-	-	-	-	-	-	-	-	-	-	-	-	-	-	-	-	-	-	-
WASHINGTON ST	2-11	-	-	-	-	-	-	-	-	-	-	-	-	-	-	-	-	-	-	-	-
@ California	2-16	-	-	-	-	-	-	-	-	-	-	-	-	-	-	-	-	-	-	-	-
@ Stanford	2-19	-	-	-	-	-	-	-	-	-	-	-	-	-	-	-	-	-	-	-	-
@ Oregon St	2-26	-	-	-	-	-	-	-	-	-	-	-	-	-	-	-	-	-	-	-	-
COLORADO	3-1	-	-	-	-	-	-	-	-	-	-	-	-	-	-	-	-	-	-	-	-
UTAH	3-3	-	-	-	-	-	-	-	-	-	-	-	-	-	-	-	-	-	-	-	-
<b>Totals</b>		-	-	-	-	-	-	-	-	-	-	-	-	-	-	-	-	-	-	-	-

### 2011-12 SEASON HIGHS


Points	-	-
Field Goals Made	-	-
Field Goal Attempts	-	-
FG Pct (min 5 made)	-	-
3-Point Field Goals Made	-	-
3-Point FG Attempts	-	-
3-Pt FG Pct (min 2 made)	-	-
Free Throws Made	-	-
Free Throw Attempts	-	-
FT Pct (min 5 made)	-	-
Rebounds	-	-
Assists	-	-
Steals	-	-
Blocked Shots	-	-
Turnovers	-	-
Fouls	-	-
MINUTES	-	-

### CAREER HIGHS

Points	-	-
Field Goals Made	-	-
Field Goal Attempts	-	-
FG Pct (min 5 made)	-	-
3-Point Field Goals Made	-	-
3-Point FG Attempts	-	-
3-Pt FG Pct (min 2 made)	-	-
Free Throws Made	-	-
Free Throw Attempts	-	-
FT Pct (min 5 made)	-	-
Rebounds	-	-
Assists	-	-
Steals	-	-
Blocked Shots	-	-
Turnovers	-	-
Fouls	-	-
MINUTES	-	-

### YEAR-BY-YEAR CAREER STATISTICS

Year	GP	GS	Min	Avg	FG	FGA	Pct	3FG	FGA	Pct	FT	FTA	Pct	Off	Def	Reb	Avg	PF	FO	Ast	TO	Blk	Stl	Pts	Avg
2011-12	-	-	-	-	-	-	-	-	-	-	-	-	-	-	-	-	-	-	-	-	-	-	-	-	-
<b>TOTAL</b>	-	-	-	-	-	-	-	-	-	-	-	-	-	-	-	-	-	-	-	-	-	-	-	-	-



# 33 CARLOS EMORY

JUNIOR • FORWARD • 6-7 • 225 • BLOOMINGTON, MINN. (HOWARD COLLEGE)

### 2011-12 | JUNIOR SEASON

Saw action in all five games on preseason foreign tour of Italy ... Averaged 4.2 ppg and 5.6 rpg ... Grabbed team-high eight rebounds in 71-54 win over Latina ... Posted team-best nine rebounds in 72-67 loss to Tezenis Verona.

### BEFORE OREGON

Played two seasons at Howard College in Big Springs, Tex., helping his team to a 57-7 overall record ... Averaged a team-leading 16.4 points and 7.9 rebounds and was named first team NJCAA All-American in 2010-11 ... Also tabbed the MVP of the Western Junior College Athletic Conference this past season ... A starter on the 2009-10 squad that went 33-2 and won the NJCAA title ... Also considered Georgetown, Texas, West Virginia, Oklahoma State and Utah.

### PERSONAL

Born Oct. 11, 1991 in St. Louis Park, Minn. ... Son of Carlos Ramos and Renee Chamberlain ... Major is undeclared.

### CARLOS EMORY'S 2011-12 GAME-BY-GAME SEASON STATISTICS

Opponent	Date	GS	Min	--- TOTAL ---			--- 3-PTS ---		FT	FTA	Pct	--- REBOUNDS ---				PF	FO	A	TO	Blk	Stl	Pts	Avg	
				FG	FGA	Pct	3FG	3FGA				Pct	Off	Def	Tot									Avg
@ Vanderbilt	11-11	-	-	-	-	-	-	-	-	-	-	-	-	-	-	-	-	-	-	-	-	-	-	
E. WASHINGTON	11-17	-	-	-	-	-	-	-	-	-	-	-	-	-	-	-	-	-	-	-	-	-	-	
SE MISSOURI ST	11-20	-	-	-	-	-	-	-	-	-	-	-	-	-	-	-	-	-	-	-	-	-	-	
at Nebraska	11-23	-	-	-	-	-	-	-	-	-	-	-	-	-	-	-	-	-	-	-	-	-	-	
UTEP	11-29	-	-	-	-	-	-	-	-	-	-	-	-	-	-	-	-	-	-	-	-	-	-	
vs. BYU	12-3	-	-	-	-	-	-	-	-	-	-	-	-	-	-	-	-	-	-	-	-	-	-	
FRESNO ST	12-10	-	-	-	-	-	-	-	-	-	-	-	-	-	-	-	-	-	-	-	-	-	-	
PORTLAND ST	12-12	-	-	-	-	-	-	-	-	-	-	-	-	-	-	-	-	-	-	-	-	-	-	
VIRGINIA	12-18	-	-	-	-	-	-	-	-	-	-	-	-	-	-	-	-	-	-	-	-	-	-	
N.C. CENTRAL	12-20	-	-	-	-	-	-	-	-	-	-	-	-	-	-	-	-	-	-	-	-	-	-	
PRARIE VIEW A&M	12-21	-	-	-	-	-	-	-	-	-	-	-	-	-	-	-	-	-	-	-	-	-	-	
STEPHEN F. AUSTIN	12-22	-	-	-	-	-	-	-	-	-	-	-	-	-	-	-	-	-	-	-	-	-	-	
vs. Washington St	12-29	-	-	-	-	-	-	-	-	-	-	-	-	-	-	-	-	-	-	-	-	-	-	
@ Washington	12-31	-	-	-	-	-	-	-	-	-	-	-	-	-	-	-	-	-	-	-	-	-	-	
STANFORD	1-5	-	-	-	-	-	-	-	-	-	-	-	-	-	-	-	-	-	-	-	-	-	-	
CALIFORNIA	1-8	-	-	-	-	-	-	-	-	-	-	-	-	-	-	-	-	-	-	-	-	-	-	
@ Arizona St	1-12	-	-	-	-	-	-	-	-	-	-	-	-	-	-	-	-	-	-	-	-	-	-	
@ Arizona	1-14	-	-	-	-	-	-	-	-	-	-	-	-	-	-	-	-	-	-	-	-	-	-	
USC	1-19	-	-	-	-	-	-	-	-	-	-	-	-	-	-	-	-	-	-	-	-	-	-	
UCLA	1-21	-	-	-	-	-	-	-	-	-	-	-	-	-	-	-	-	-	-	-	-	-	-	
OREGON ST	1-29	-	-	-	-	-	-	-	-	-	-	-	-	-	-	-	-	-	-	-	-	-	-	
@ Utah	2-2	-	-	-	-	-	-	-	-	-	-	-	-	-	-	-	-	-	-	-	-	-	-	
@ Colorado	2-4	-	-	-	-	-	-	-	-	-	-	-	-	-	-	-	-	-	-	-	-	-	-	
WASHINGTON	2-9	-	-	-	-	-	-	-	-	-	-	-	-	-	-	-	-	-	-	-	-	-	-	
WASHINGTON ST	2-11	-	-	-	-	-	-	-	-	-	-	-	-	-	-	-	-	-	-	-	-	-	-	
@ California	2-16	-	-	-	-	-	-	-	-	-	-	-	-	-	-	-	-	-	-	-	-	-	-	
@ Stanford	2-19	-	-	-	-	-	-	-	-	-	-	-	-	-	-	-	-	-	-	-	-	-	-	
@ Oregon St	2-26	-	-	-	-	-	-	-	-	-	-	-	-	-	-	-	-	-	-	-	-	-	-	
COLORADO	3-1	-	-	-	-	-	-	-	-	-	-	-	-	-	-	-	-	-	-	-	-	-	-	
UTAH	3-3	-	-	-	-	-	-	-	-	-	-	-	-	-	-	-	-	-	-	-	-	-	-	
<b>Totals</b>		-	-	-	-	-	-	-	-	-	-	-	-	-	-	-	-	-	-	-	-	-	-	-

### 2011-12 SEASON HIGHS

Points	-	-
Field Goals Made	-	-
Field Goal Attempts	-	-
FG Pct (min 5 made)	-	-
3-Point Field Goals Made	-	-
3-Point FG Attempts	-	-
3-Pt FG Pct (min 2 made)	-	-
Free Throws Made	-	-
Free Throw Attempts	-	-
FT Pct (min 5 made)	-	-
Rebounds	-	-
Assists	-	-
Steals	-	-
Blocked Shots	-	-
Turnovers	-	-
Fouls	-	-
MINUTES	-	-

### CAREER HIGHS

Points	-	-
Field Goals Made	-	-
Field Goal Attempts	-	-
FG Pct (min 5 made)	-	-
3-Point Field Goals Made	-	-
3-Point FG Attempts	-	-
3-Pt FG Pct (min 2 made)	-	-
Free Throws Made	-	-
Free Throw Attempts	-	-
FT Pct (min 5 made)	-	-
Rebounds	-	-
Assists	-	-
Steals	-	-
Blocked Shots	-	-
Turnovers	-	-
Fouls	-	-
MINUTES	-	-

### YEAR-BY-YEAR CAREER STATISTICS

Year	GP	GS	Min	Avg	FG	FGA	Pct	3FG	FGA	Pct	FT	FTA	Pct	Off	Def	Reb	Avg	PF	FO	Ast	TO	Blk	Stl	Pts	Avg
2009-10	-	-	HOWARD COLLEGE	-	-	-	-	-	-	-	-	-	-	-	-	-	-	-	-	-	-	-	-	-	-
2010-11	-	-	HOWARD COLLEGE	-	-	-	-	-	-	-	-	-	-	-	-	-	-	-	-	-	-	-	-	-	-
2011-12	-	-	-	-	-	-	-	-	-	-	-	-	-	-	-	-	-	-	-	-	-	-	-	-	-
<b>TOTAL</b>	-	-	-	-	-	-	-	-	-	-	-	-	-	-	-	-	-	-	-	-	-	-	-	-	-



# 34 DEVOE JOSEPH

SENIOR • GUARD • 6-4 • 180 • PICKERING, ONTARIO (MINNESOTA)

### 2011-12 | SENIOR SEASON

Will not be eligible to compete until December 2011 ... Missed preseason foreign tour of Italy.

### BEFORE OREGON

Played three seasons and 76 total games at Minnesota before transferring to UO during the 2010-11 campaign ... He is one of just nine Gopher players in the history of the program to have 300 points and 100 assists in a season (329 pts, 105 assists in 2009-10) ... Had 31 made 3-point field goals in 2008-09, the fifth-most by a Gopher freshman ... Tied a school-record (has since been broken) with seven 3-point field goals against Penn State (Feb. 14, 2009) ... Went 7-of-8 (.875) against Penn State to establish a new school record for 3-point percentage in a game ... Averaged 11.2 points and 3.5 assists per game in eight contests as a junior during the 2010-11 season ... As a sophomore, he averaged 9.4 points and 3.0 assists per outing and started 17-of-35 games ... Played in 33 games as a freshman, a starter in two contests ... Played prep basketball at Pickering High School ... Averaged 24.0 points, 6.0 rebounds and 5.0 assists as a senior ... Led PHS to a 70-2 career record ... A three-time Canadian High School Player of the Year and three-time Toronto Star High School all-star ... Led team to 2007 and 2008 Provincial Championship ... Played AAU basketball for Grassroots Canada.

### PERSONAL

Born June 21, 1989 in Toronto, Canada ... Son of David and Connie Joseph ... Major is political science.

### DEVOE JOSEPH'S 2011-12 GAME-BY-GAME SEASON STATISTICS

Opponent	Date	GS	Min	--- TOTAL ---			--- 3-PTS ---			--- REBOUNDS ---				PF	FO	A	TO	Blk	Stl	Pts	Avg
				FG	FGA	Pct	3FG	3FGA	Pct	FT	FTA	Pct	Off								
@ Vanderbilt	11-11	-	-	-	-	-	-	-	-	-	-	-	-	-	-	-	-	-	-	-	-
E. WASHINGTON	11-17	-	-	-	-	-	-	-	-	-	-	-	-	-	-	-	-	-	-	-	-
SE MISSOURI ST	11-20	-	-	-	-	-	-	-	-	-	-	-	-	-	-	-	-	-	-	-	-
at Nebraska	11-23	-	-	-	-	-	-	-	-	-	-	-	-	-	-	-	-	-	-	-	-
UTEP	11-29	-	-	-	-	-	-	-	-	-	-	-	-	-	-	-	-	-	-	-	-
vs. BYU	12-3	-	-	-	-	-	-	-	-	-	-	-	-	-	-	-	-	-	-	-	-
FRESNO ST	12-10	-	-	-	-	-	-	-	-	-	-	-	-	-	-	-	-	-	-	-	-
PORTLAND ST	12-12	-	-	-	-	-	-	-	-	-	-	-	-	-	-	-	-	-	-	-	-
VIRGINIA	12-18	-	-	-	-	-	-	-	-	-	-	-	-	-	-	-	-	-	-	-	-
N.C. CENTRAL	12-20	-	-	-	-	-	-	-	-	-	-	-	-	-	-	-	-	-	-	-	-
PRARIE VIEW A&M	12-21	-	-	-	-	-	-	-	-	-	-	-	-	-	-	-	-	-	-	-	-
STEPHEN F. AUSTIN	12-22	-	-	-	-	-	-	-	-	-	-	-	-	-	-	-	-	-	-	-	-
vs. Washington St	12-29	-	-	-	-	-	-	-	-	-	-	-	-	-	-	-	-	-	-	-	-
@ Washington	12-31	-	-	-	-	-	-	-	-	-	-	-	-	-	-	-	-	-	-	-	-
STANFORD	1-5	-	-	-	-	-	-	-	-	-	-	-	-	-	-	-	-	-	-	-	-
CALIFORNIA	1-8	-	-	-	-	-	-	-	-	-	-	-	-	-	-	-	-	-	-	-	-
@ Arizona St	1-12	-	-	-	-	-	-	-	-	-	-	-	-	-	-	-	-	-	-	-	-
@ Arizona	1-14	-	-	-	-	-	-	-	-	-	-	-	-	-	-	-	-	-	-	-	-
USC	1-19	-	-	-	-	-	-	-	-	-	-	-	-	-	-	-	-	-	-	-	-
UCLA	1-21	-	-	-	-	-	-	-	-	-	-	-	-	-	-	-	-	-	-	-	-
OREGON ST	1-29	-	-	-	-	-	-	-	-	-	-	-	-	-	-	-	-	-	-	-	-
@ Utah	2-2	-	-	-	-	-	-	-	-	-	-	-	-	-	-	-	-	-	-	-	-
@ Colorado	2-4	-	-	-	-	-	-	-	-	-	-	-	-	-	-	-	-	-	-	-	-
WASHINGTON	2-9	-	-	-	-	-	-	-	-	-	-	-	-	-	-	-	-	-	-	-	-
WASHINGTON ST	2-11	-	-	-	-	-	-	-	-	-	-	-	-	-	-	-	-	-	-	-	-
@ California	2-16	-	-	-	-	-	-	-	-	-	-	-	-	-	-	-	-	-	-	-	-
@ Stanford	2-19	-	-	-	-	-	-	-	-	-	-	-	-	-	-	-	-	-	-	-	-
@ Oregon St	2-26	-	-	-	-	-	-	-	-	-	-	-	-	-	-	-	-	-	-	-	-
COLORADO	3-1	-	-	-	-	-	-	-	-	-	-	-	-	-	-	-	-	-	-	-	-
UTAH	3-3	-	-	-	-	-	-	-	-	-	-	-	-	-	-	-	-	-	-	-	-
<b>Totals</b>		-	-	-	-	-	-	-	-	-	-	-	-	-	-	-	-	-	-	-	-

### 2011-12 SEASON HIGHS

Points	-	-
Field Goals Made	-	-
Field Goal Attempts	-	-
FG Pct (min 5 made)	-	-
3-Point Field Goals Made	-	-
3-Point FG Attempts	-	-
3-Pt FG Pct (min 2 made)	-	-
Free Throws Made	-	-
Free Throw Attempts	-	-
FT Pct (min 5 made)	-	-
Rebounds	-	-
Assists	-	-
Steals	-	-
Blocked Shots	-	-
Turnovers	-	-
Fouls	-	-
MINUTES	-	-

### CAREER HIGHS

Points	23	at Penn State (02-14-09)
Field Goals Made	8	Two times
Field Goal Attempts	14	at Indiana (01-17-10)
FG Pct (min 5 made)	.727 (8-11)	at Penn State (02-14-09)
3-Point Field Goals Made	7	at Penn State (02-14-09)
3-Point FG Attempts	8	Three times
3-Pt FG Pct (min 2 made)	.875 (7-8)	at Penn State (02-14-09)
Free Throws Made	7	at Illinois (02-27-10)
Free Throw Attempts	8	Three times
FT Pct (min 3 made)	.875 (7-8)	at Illinois (02-27-10)
Rebounds	6	at Northwestern (02-14-10)
Assists	7	Three times
Steals	3	NORTHWESTERN (01-26-10)
Blocked Shots	1	Four times
Turnovers	5	AKRON (12-15-10)
Fouls	5	at Northwestern (02-14-10)
MINUTES	44	at Northwestern (02-14-10)

### YEAR-BY-YEAR CAREER STATISTICS

Year	GP	GS	Min	Avg	FG	FGA	Pct	3FG	FGA	Pct	FT	FTA	Pct	Off	Def	Reb	Avg	PF	FO	Ast	TO	Blk	Stl	Pts	Avg
2008-09	33	2	551	16.7	62	155	.400	31	83	.373	9	17	.529	13	46	59	1.8	26	0	50	55	2	26	164	5.0
2009-10	35	19	893	25.5	112	285	.393	50	129	.388	55	75	.733	28	72	100	2.9	49	1	105	66	3	29	329	9.4
2010-11	8	4	201	25.1	32	81	.395	16	42	.381	10	16	.625	1	17	18	2.2	9	0	28	15	0	5	90	11.2
<b>MINN TOTALS</b>	<b>76</b>	<b>25</b>	<b>1645</b>	<b>21.6</b>	<b>206</b>	<b>521</b>	<b>.395</b>	<b>97</b>	<b>254</b>	<b>.382</b>	<b>74</b>	<b>108</b>	<b>.685</b>	<b>42</b>	<b>135</b>	<b>177</b>	<b>2.3</b>	<b>84</b>	<b>1</b>	<b>183</b>	<b>136</b>	<b>5</b>	<b>60</b>	<b>583</b>	<b>7.7</b>
2011-12	-	-	-	-	-	-	-	-	-	-	-	-	-	-	-	-	-	-	-	-	-	-	-	-	-
<b>ORE TOTALS</b>	-	-	-	-	-	-	-	-	-	-	-	-	-	-	-	-	-	-	-	-	-	-	-	-	-



# 40 AUSTIN KUEMPER

FRESHMAN • CENTER • 6-9 • 220 • PORTLAND, ORE. (WESTVIEW HS)

### 2011-12 | FRESHMAN SEASON

Saw action in four of five games on preseason foreign tour of Italy ... Averaged 1.8 points and 1.3 rebounds per game.

### BEFORE OREGON

Averaged 16.6 points, 9.1 rebounds and 1.2 blocks per game as a senior at Portland's Westview High School ... Led WHS to its second consecutive appearance in the OSAA 6A Boys State title game in 2010-11 ... Averaged 12.9 points and 8.1 rebounds per game as a junior ... helped lead WHS to the state title game, scoring a team-best 17 points in a 66-44 loss to Jesuit ... also led WHS to a second-round appearance at the 2009 OSAA 6A Boys State Tournament ... chose Oregon over Iowa State, San Diego State, USC and Washington State ... played AAU ball for ICP.

### PERSONAL

Born Oct. 1, 1992 in Portland, Ore. ... Son of Stephen and Denise Kuemper ... Major is undeclared.

### AUSTIN KUEMPER'S 2011-12 GAME-BY-GAME SEASON STATISTICS

Opponent	Date	GS	Min	--- TOTAL ---			--- 3-PTS ---		FT	FTA	Pct	--- REBOUNDS ---				PF	FO	A	TO	Blk	Stl	Pts	Avg	
				FG	FGA	Pct	3FG	FGA				Pct	Off	Def	Tot									Avg
@ Vanderbilt	11-11	-	-	-	-	-	-	-	-	-	-	-	-	-	-	-	-	-	-	-	-	-	-	
E. WASHINGTON	11-17	-	-	-	-	-	-	-	-	-	-	-	-	-	-	-	-	-	-	-	-	-	-	
SE MISSOURI ST	11-20	-	-	-	-	-	-	-	-	-	-	-	-	-	-	-	-	-	-	-	-	-	-	
at Nebraska	11-23	-	-	-	-	-	-	-	-	-	-	-	-	-	-	-	-	-	-	-	-	-	-	
UTEP	11-29	-	-	-	-	-	-	-	-	-	-	-	-	-	-	-	-	-	-	-	-	-	-	
vs. BYU	12-3	-	-	-	-	-	-	-	-	-	-	-	-	-	-	-	-	-	-	-	-	-	-	
FRESNO ST	12-10	-	-	-	-	-	-	-	-	-	-	-	-	-	-	-	-	-	-	-	-	-	-	
PORTLAND ST	12-12	-	-	-	-	-	-	-	-	-	-	-	-	-	-	-	-	-	-	-	-	-	-	
VIRGINIA	12-18	-	-	-	-	-	-	-	-	-	-	-	-	-	-	-	-	-	-	-	-	-	-	
N.C. CENTRAL	12-20	-	-	-	-	-	-	-	-	-	-	-	-	-	-	-	-	-	-	-	-	-	-	
PRARIE VIEW A&M	12-21	-	-	-	-	-	-	-	-	-	-	-	-	-	-	-	-	-	-	-	-	-	-	
STEPHEN F. AUSTIN	12-22	-	-	-	-	-	-	-	-	-	-	-	-	-	-	-	-	-	-	-	-	-	-	
vs. Washington St	12-29	-	-	-	-	-	-	-	-	-	-	-	-	-	-	-	-	-	-	-	-	-	-	
@ Washington	12-31	-	-	-	-	-	-	-	-	-	-	-	-	-	-	-	-	-	-	-	-	-	-	
STANFORD	1-5	-	-	-	-	-	-	-	-	-	-	-	-	-	-	-	-	-	-	-	-	-	-	
CALIFORNIA	1-8	-	-	-	-	-	-	-	-	-	-	-	-	-	-	-	-	-	-	-	-	-	-	
@ Arizona St	1-12	-	-	-	-	-	-	-	-	-	-	-	-	-	-	-	-	-	-	-	-	-	-	
@ Arizona	1-14	-	-	-	-	-	-	-	-	-	-	-	-	-	-	-	-	-	-	-	-	-	-	
USC	1-19	-	-	-	-	-	-	-	-	-	-	-	-	-	-	-	-	-	-	-	-	-	-	
UCLA	1-21	-	-	-	-	-	-	-	-	-	-	-	-	-	-	-	-	-	-	-	-	-	-	
OREGON ST	1-29	-	-	-	-	-	-	-	-	-	-	-	-	-	-	-	-	-	-	-	-	-	-	
@ Utah	2-2	-	-	-	-	-	-	-	-	-	-	-	-	-	-	-	-	-	-	-	-	-	-	
@ Colorado	2-4	-	-	-	-	-	-	-	-	-	-	-	-	-	-	-	-	-	-	-	-	-	-	
WASHINGTON	2-9	-	-	-	-	-	-	-	-	-	-	-	-	-	-	-	-	-	-	-	-	-	-	
WASHINGTON ST	2-11	-	-	-	-	-	-	-	-	-	-	-	-	-	-	-	-	-	-	-	-	-	-	
@ California	2-16	-	-	-	-	-	-	-	-	-	-	-	-	-	-	-	-	-	-	-	-	-	-	
@ Stanford	2-19	-	-	-	-	-	-	-	-	-	-	-	-	-	-	-	-	-	-	-	-	-	-	
@ Oregon St	2-26	-	-	-	-	-	-	-	-	-	-	-	-	-	-	-	-	-	-	-	-	-	-	
COLORADO	3-1	-	-	-	-	-	-	-	-	-	-	-	-	-	-	-	-	-	-	-	-	-	-	
UTAH	3-3	-	-	-	-	-	-	-	-	-	-	-	-	-	-	-	-	-	-	-	-	-	-	
<b>Totals</b>		-	-	-	-	-	-	-	-	-	-	-	-	-	-	-	-	-	-	-	-	-	-	-

### 2011-12 SEASON HIGHS


Points	-	-
Field Goals Made	-	-
Field Goal Attempts	-	-
FG Pct (min 5 made)	-	-
3-Point Field Goals Made	-	-
3-Point FG Attempts	-	-
3-Pt FG Pct (min 2 made)	-	-
Free Throws Made	-	-
Free Throw Attempts	-	-
FT Pct (min 5 made)	-	-
Rebounds	-	-
Assists	-	-
Steals	-	-
Blocked Shots	-	-
Turnovers	-	-
Fouls	-	-
MINUTES	-	-

### CAREER HIGHS

Points	-	-
Field Goals Made	-	-
Field Goal Attempts	-	-
FG Pct (min 5 made)	-	-
3-Point Field Goals Made	-	-
3-Point FG Attempts	-	-
3-Pt FG Pct (min 2 made)	-	-
Free Throws Made	-	-
Free Throw Attempts	-	-
FT Pct (min 5 made)	-	-
Rebounds	-	-
Assists	-	-
Steals	-	-
Blocked Shots	-	-
Turnovers	-	-
Fouls	-	-
MINUTES	-	-

### YEAR-BY-YEAR CAREER STATISTICS

Year	GP	GS	Min	Avg	FG	FGA	Pct	3FG	FGA	Pct	FT	FTA	Pct	Off	Def	Reb	Avg	PF	FO	Ast	TO	Blk	Stl	Pts	Avg
2011-12	-	-	-	-	-	-	-	-	-	-	-	-	-	-	-	-	-	-	-	-	-	-	-	-	-
<b>TOTAL</b>	-	-	-	-	-	-	-	-	-	-	-	-	-	-	-	-	-	-	-	-	-	-	-	-	-



# 42 CHRIS LARSON

JUNIOR • CENTER • 6-11 • 220 • HUDSON, IOWA (BLACK HAWK CC)

### 2011-12 | JUNIOR SEASON

Played in one game on preseason foreign tour of Italy.

### BEFORE OREGON

Played two seasons at Black Hawk College in Moline, Ill. ... Averaged averaged 6.7 points, 4.4 rebounds and 3.4 blocks in 2010-11 for the Braves while splitting time at the post for the NJCAA Division II program ... Played prep basketball at Hudson High School in Hudson, Iowa where he led the Pirates to an 18-5 record under head coach Steve Miles in 2008-09 ... In 23 games averaged 9.5 points, 6.5 rebounds, and 5 blocks his senior year ... Totalled 116 blocks while shooting 52 percent from the field and 24 minutes per game ... Scored a game-high 28 points (13 points in the fourth quarter) to go with eight blocks against AGWSR on Feb. 6, 2009 ... Also considered offers from Florida International and Troy.

### PERSONAL

Born Feb. 1, 1991 in Winchester, Tenn. ... Son of Terry Larson and Marilyn Larson Lenth ... Major is psychology.

### CHRIS LARSON'S 2011-12 GAME-BY-GAME SEASON STATISTICS

Opponent	Date	GS	Min	--- TOTAL ---			--- 3-PTS ---		FT	FTA	Pct	--- REBOUNDS ---				PF	FO	A	TO	Blk	Stl	Pts	Avg	
				FG	FGA	Pct	3FG	FGA				Pct	Off	Def	Tot									Avg
@ Vanderbilt	11-11	-	-	-	-	-	-	-	-	-	-	-	-	-	-	-	-	-	-	-	-	-	-	
E. WASHINGTON	11-17	-	-	-	-	-	-	-	-	-	-	-	-	-	-	-	-	-	-	-	-	-	-	
SE MISSOURI ST	11-20	-	-	-	-	-	-	-	-	-	-	-	-	-	-	-	-	-	-	-	-	-	-	
at Nebraska	11-23	-	-	-	-	-	-	-	-	-	-	-	-	-	-	-	-	-	-	-	-	-	-	
UTEP	11-29	-	-	-	-	-	-	-	-	-	-	-	-	-	-	-	-	-	-	-	-	-	-	
vs. BYU	12-3	-	-	-	-	-	-	-	-	-	-	-	-	-	-	-	-	-	-	-	-	-	-	
FRESNO ST	12-10	-	-	-	-	-	-	-	-	-	-	-	-	-	-	-	-	-	-	-	-	-	-	
PORTLAND ST	12-12	-	-	-	-	-	-	-	-	-	-	-	-	-	-	-	-	-	-	-	-	-	-	
VIRGINIA	12-18	-	-	-	-	-	-	-	-	-	-	-	-	-	-	-	-	-	-	-	-	-	-	
N.C. CENTRAL	12-20	-	-	-	-	-	-	-	-	-	-	-	-	-	-	-	-	-	-	-	-	-	-	
PRARIE VIEW A&M	12-21	-	-	-	-	-	-	-	-	-	-	-	-	-	-	-	-	-	-	-	-	-	-	
STEPHEN F. AUSTIN	12-22	-	-	-	-	-	-	-	-	-	-	-	-	-	-	-	-	-	-	-	-	-	-	
vs. Washington St	12-29	-	-	-	-	-	-	-	-	-	-	-	-	-	-	-	-	-	-	-	-	-	-	
@ Washington	12-31	-	-	-	-	-	-	-	-	-	-	-	-	-	-	-	-	-	-	-	-	-	-	
STANFORD	1-5	-	-	-	-	-	-	-	-	-	-	-	-	-	-	-	-	-	-	-	-	-	-	
CALIFORNIA	1-8	-	-	-	-	-	-	-	-	-	-	-	-	-	-	-	-	-	-	-	-	-	-	
@ Arizona St	1-12	-	-	-	-	-	-	-	-	-	-	-	-	-	-	-	-	-	-	-	-	-	-	
@ Arizona	1-14	-	-	-	-	-	-	-	-	-	-	-	-	-	-	-	-	-	-	-	-	-	-	
USC	1-19	-	-	-	-	-	-	-	-	-	-	-	-	-	-	-	-	-	-	-	-	-	-	
UCLA	1-21	-	-	-	-	-	-	-	-	-	-	-	-	-	-	-	-	-	-	-	-	-	-	
OREGON ST	1-29	-	-	-	-	-	-	-	-	-	-	-	-	-	-	-	-	-	-	-	-	-	-	
@ Utah	2-2	-	-	-	-	-	-	-	-	-	-	-	-	-	-	-	-	-	-	-	-	-	-	
@ Colorado	2-4	-	-	-	-	-	-	-	-	-	-	-	-	-	-	-	-	-	-	-	-	-	-	
WASHINGTON	2-9	-	-	-	-	-	-	-	-	-	-	-	-	-	-	-	-	-	-	-	-	-	-	
WASHINGTON ST	2-11	-	-	-	-	-	-	-	-	-	-	-	-	-	-	-	-	-	-	-	-	-	-	
@ California	2-16	-	-	-	-	-	-	-	-	-	-	-	-	-	-	-	-	-	-	-	-	-	-	
@ Stanford	2-19	-	-	-	-	-	-	-	-	-	-	-	-	-	-	-	-	-	-	-	-	-	-	
@ Oregon St	2-26	-	-	-	-	-	-	-	-	-	-	-	-	-	-	-	-	-	-	-	-	-	-	
COLORADO	3-1	-	-	-	-	-	-	-	-	-	-	-	-	-	-	-	-	-	-	-	-	-	-	
UTAH	3-3	-	-	-	-	-	-	-	-	-	-	-	-	-	-	-	-	-	-	-	-	-	-	
<b>Totals</b>		-	-	-	-	-	-	-	-	-	-	-	-	-	-	-	-	-	-	-	-	-	-	-

### 2011-12 SEASON HIGHS

Points	-	-
Field Goals Made	-	-
Field Goal Attempts	-	-
FG Pct (min 5 made)	-	-
3-Point Field Goals Made	-	-
3-Point FG Attempts	-	-
3-Pt FG Pct (min 2 made)	-	-
Free Throws Made	-	-
Free Throw Attempts	-	-
FT Pct (min 5 made)	-	-
Rebounds	-	-
Assists	-	-
Steals	-	-
Blocked Shots	-	-
Turnovers	-	-
Fouls	-	-
MINUTES	-	-

### CAREER HIGHS

Points	-	-
Field Goals Made	-	-
Field Goal Attempts	-	-
FG Pct (min 5 made)	-	-
3-Point Field Goals Made	-	-
3-Point FG Attempts	-	-
3-Pt FG Pct (min 2 made)	-	-
Free Throws Made	-	-
Free Throw Attempts	-	-
FT Pct (min 5 made)	-	-
Rebounds	-	-
Assists	-	-
Steals	-	-
Blocked Shots	-	-
Turnovers	-	-
Fouls	-	-
MINUTES	-	-

### YEAR-BY-YEAR CAREER STATISTICS

Year	GP	GS	Min	Avg	FG	FGA	Pct	3FG	FGA	Pct	FT	FTA	Pct	Off	Def	Reb	Avg	PF	FO	Ast	TO	Blk	Stl	Pts	Avg
2009-10	-	-	BLACK HAWK COLLEGE	-	-	-	-	-	-	-	-	-	-	-	-	-	-	-	-	-	-	-	-	-	-
2010-11	-	-	BLACK HAWK COLLEGE	-	-	-	-	-	-	-	-	-	-	-	-	-	-	-	-	-	-	-	-	-	-
2011-12	-	-	-	-	-	-	-	-	-	-	-	-	-	-	-	-	-	-	-	-	-	-	-	-	-
<b>TOTAL</b>	-	-	-	-	-	-	-	-	-	-	-	-	-	-	-	-	-	-	-	-	-	-	-	-	-



2010-11 SEASON RESULTS

RECORD:	OVERALL	HOME	AWAY	NEUTRAL
ALL GAMES	21-18	16-8	3-8	2-2
PAC-10 CONFERENCE	7-11	4-5	3-6	0-0
NON-CONFERENCE	14-7	12-3	0-2	2-2

DATE	TIME	OPPONENT	SCORE	ATTEND	HIGH POINTS	HIGH REBOUNDS
11-12-10	7:05 p.m.	# NORTH DAKOTA STATE	Wot 97-92	6523	(27) Catron, Joevan	(11) Singler, E.J.
11-13-10	8:35 p.m.	# DENVER	W 68-56	6199	(20) Catron, Joevan	(6) Sim, Garrett
11-14-10	6:06 p.m.	# UC SANTA BARBARA	W 72-70	6197	(15) Catron, Joevan	(6) Catron, Joevan
11-20-10	2:05 p.m.	SAN JOSE STATE	72-75 L	7352	(25) Catron, Joevan	(9) Catron, Joevan
11-23-10	7:06 p.m.	TEXAS SOUTHERN	W 75-52	6318	(13) Nared, Tyrone	(6) Nared, Tyrone
11-27-10	1:07 p.m.	\$ vs Duke	71-98 L	12914	(18) Catron, Joevan	(8) Catron, Joevan
12-02-10	8:07 p.m.	% MISSOURI	80-83 L	6843	(19) Singler, E.J.	(9) Singler, E.J.
12-05-10	3:06 p.m.	PORTLAND STATE	W 68-49	5975	(15) Catron, Joevan	(10) Catron, Joevan
12-11-10	7:06 p.m.	WILLAMETTE	W 100-67	6953	(18) Singler, E.J.	(17) Singler, E.J.
12-13-10	7:05 p.m.	JACKSONVILLE STATE	W 74-56	6048	(20) Catron, Joevan	(7) Catron Joevan; Singler, E.J.
12-17-10	8:00 p.m.	at Virginia	48-63 L	9708	(16) Catron, Joevan	(7) Catron, Joevan
12-21-10	7:06 p.m.	IDAHO	65-69 L	6635	(18) Catron, Joevan	(6) Catron; Singler; Jacob
12-30-10	7:06 p.m.	* ARIZONA	57-76 L	6498	(17) Jacob, Jeremy	(4) Catron; Singler; Jacob
01-01-11	7:05 p.m.	* ARIZONA STATE	55-60 L	7165	(19) Singler, E.J.	(9) Singler, E.J.
01-06-11	5:30 p.m.	* at Washington	69-87 L	9692	(20) Catron, Joevan	(10) Catron, Joevan
01-08-11	7:30 p.m.	* at Washington State	63-77 L	6690	(13) Sim, Garrett	(7) Singler, E.J.
01-13-11	8:02 p.m.	* SOUTHERN CALIFORNIA	W 68-62	12364	(12) Loyd, Johnathan	(7) Singler, E.J.
01-15-11	2:06 p.m.	* UCLA	59-67 L	11089	(15) Singler, E.J.	(8) Nared, Tyrone
01-22-11	3:00 p.m.	* at Oregon State	W 63-59	9836	(16) Singler, E.J.	(6) Singler; Catron
01-27-11	7:05 p.m.	* at Stanford	W 67-59	5159	(15) Catron, Joevan	(6) Catron, Joevan
01-29-11	3:00 p.m.	* at California	77-85 L	8629	(22) Catron, Joevan	(10) Nared, Tyrone
02-03-11	6:06 p.m.	* WASHINGTON STATE	W 69-43	10017	(17) Catron, Joevan	(9) Catron, Joevan
02-05-11	1:06 p.m.	* WASHINGTON	W 81-76	11925	(20) Catron, Joevan	(9) Catron, Joevan
02-10-11	7:30 p.m.	* at UCLA	54-64 L	7406	(15) Catron, Joevan	(5) Nared, Tyrone
02-12-11	7:30 p.m.	* at USC	W 61-51	4421	(14) Armstead, Malcolm	(7) Catron, Joevan
02-19-11	1:05 p.m.	* OREGON STATE	W 82-63	12369	(26) Strowbridge, Jay-R	(7) Singler, E.J.
02-24-11	6:06 p.m.	* CALIFORNIA	71-81 L	10487	(16) Nared, Tyrone	(7) Catron, Joevan
02-26-11	3:06 p.m.	* STANFORD	71-88 L	12364	(22) Armstead, Malcolm	(6) Singler, E.J.
03-03-11	6:30 p.m.	* at Arizona State	53-73 L	5544	(17) Strowbridge, Jay-R	(10) Singler, E.J.
03-05-11	12:00 p.m.	* at Arizona	82-90 L	14605	(28) Catron, Joevan	(8) Singler, E.J.
03-09-11	8:30 p.m.	! vs Arizona State	W 76-69	7814	(22) Singler, E.J.	(9) Nared, Tyrone
03-10-11	6:15 p.m.	! vs UCLA	W 76-59	12191	(24) Singler, E.J.	(7) Singler, E.J.
03-11-11	8:40 p.m.	! vs Washington	51-69 L	13190	(18) Catron, Joevan	(9) Catron, Joevan
03-16-11	7:05 p.m.	^ WEBER STATE	W 68-59	4375	(24) Catron, Joevan	(12) Catron, Joevan
03-21-11	7:05 p.m.	^ DUQUESNE	W 77-75	5369	(20) Sim, Garrett	(11) Catron, Joevan
03-23-11	7:05 p.m.	^ BOISE STATE	W 79-71	6157	(24) Catron, Joevan	(11) Catron, Joevan
03-28-11	7:05 pm	^ at Creighton	76-84 L	12381	(15) Catron, Joevan	(10) Singler, E.J.
03-30-11	7:05 p.m.	^ CREIGHTON	W 71-58	7875	(18) Catron, Joevan	(6) Catron, Joevan
04-01-11	7:05 p.m.	^ CREIGHTON	W 71-69	9335	(29) Catron, Joevan	(5) Catron; Nared

# - BTI Invitational    \$ - Rose Garden Arena - Portland, Ore.    % - Big 12 / Pac-10 Hardwood Series    \* - Pac-10 game    ! - Pac-10 Tourney    ^ - CBI Tourney

GAME-BY-GAME COMPARISON (TEAM / OPPONENT)

OPPONENT	1ST	2ND	SCORE	MAR	FGS	FG PCT	3-FG	3FG PCT	FTS	FT PCT	REBS	MAR	AST	TO	BLK	STL	Fouls
NORTH DAKOTA ST.	37/39	47/45	97-92	+5	35-79/32-80	.443/.400	8-19/9-20	.421/.450	19-23/19-27	.826/.704	48/48	-	20/14	16/17	10/2	6/2	23/21
DENVER	28/32	40/24	68-56	+12	19-46/17-42	.413/.405	2-11/8-14	.182/.571	28-37/14-19	.757/.737	30/22	+8	6/10	10/14	3/4	7/3	20/28
UC SANTA BARBARA	34/37	38/33	72-70	+2	26-59/22-51	.441/.431	6-23/6-16	.261/.375	14-23/20-24	.609/.833	32/30	+2	12/9	10/13	4/5	5/6	19/19
SAN JOSE STATE	39/34	33/41	72-75	(3)	24-64/26-71	.375/.366	6-18/5-15	.333/.333	18-24/18-25	.750/.720	39/49	(10)	15/9	17/16	4/6	7/6	19/22
TEXAS SOUTHERN	33/25	42/27	75-52	+23	29-55/17-43	.527/.395	5-15/5-19	.333/.263	12-18/13-20	.667/.650	34/25	+9	12/6	13/21	0/3	12/6	19/21
Duke	25/40	46/58	71-98	(27)	24-71/33-62	.338/.532	5-14/13-27	.357/.481	18-30/19-27	.600/.704	33/48	(15)	13/14	11/19	7/5	15/6	22/23
MISSOURI	24/44	56/39	80-83	(3)	25-59/29-53	.424/.547	10-24/6-16	.417/.375	20-25/19-24	.800/.792	31/30	+1	13/19	16/19	1/8	7/5	21/24
PORTLAND ST.	27/22	41/27	68-49	+19	27-65/16-54	.415/.296	7-17/3-16	.412/.188	7-12/14-18	.583/.778	41/36	+5	13/11	12/17	3/3	9/7	17/12
WILLAMETTE	51/31	49/36	100-67	+33	39-76/23-59	.513/.390	6-20/5-23	.300/.217	16-23/16-25	.696/.640	49/29	+20	23/12	16/24	2/2	17/7	20/19
JACKSONVILLE ST.	39/27	35/29	74-56	+18	29-51/22-53	.569/.415	5-14/3-14	.357/.214	11-13/9-14	.846/.643	28/29	(1)	20/10	12/14	4/2	6/7	15/14
Virginia	22/25	26/38	48-63	(15)	19-55/22-44	.345/.500	3-19/5-12	.158/.417	7-9/14-19	.778/.737	32/30	+2	8/7	13/11	2/6	5/6	17/16
IDAHO	35/40	30/29	65-69	(4)	23-68/23-47	.338/.489	7-29/6-13	.241/.462	12-13/17-25	.923/.680	34/35	(1)	15/14	8/16	6/5	10/5	18/1
ARIZONA	22/37	35/39	57-76	(19)	23-66/25-45	.348/.556	1-17/6-12	.059/.500	10-17/20-26	.588/.769	27/40	(13)	7/12	10/19	2/4	6/1	21/17
ARIZONA STATE	24/28	31/32	55-60	(5)	17-53/22-49	.321/.449	4-16/5-15	.250/.333	17-22/11-17	.773/.647	36/33	+3	9/13	14/15	2/4	10/8	19/20
Washington	33/39	36/48	69-87	(18)	24-61/36-70	.393/.514	7-17/10-26	.412/.385	14-15/5-10	.933/.500	31/40	(9)	14/19	15/12	3/7	5/9	15/12
Washington State	26/39	37/38	63-77	(14)	24-71/24-55	.338/.436	10-32/11-26	.313/.423	5-9/18-21	.556/.857	35/47	(12)	11/16	11/18	2/7	9/4	18/16
USC	32/26	36/36	68-62	+6	24-56/22-53	.429/.415	7-21/6-18	.333/.333	13-19/12-14	.684/.857	34/31	+3	10/9	12/14	1/3	8/5	18/18
UCLA	27/24	32/43	59-67	(8)	23-61/25-50	.377/.500	6-17/9-24	.353/.375	7-8/8-13	.875/.615	30/37	(7)	13/11	11/18	3/3	10/4	16/11
Oregon State	33/24	30/35	63-59	+4	24-48/20-52	.500/.385	9-23/5-20	.391/.250	6-11/14-18	.545/.778	30/31	(1)	18/14	15/12	2/2	4/7	15/17
Stanford	29/29	38/30	67-59	+8	23-53/20-48	.434/.417	9-17/6-19	.529/.316	12-13/13-21	.923/.619	33/29	+4	14/10	17/18	0/3	8/10	21/16
California	35/47	42/38	77-85	(8)	26-58/24-50	.448/.480	8-26/7-14	.308/.500	17-26/30-41	.654/.732	29/36	(7)	16/17	12/15	2/1	6/4	30/19
WASHINGTON ST.	33/23	36/20	69-43	+26	24-56/14-54	.429/.259	9-23/4-25	.391/.160	12-14/11-13	.857/.846	39/30	+9	17/8	12/15	2/2	9/4	17/16
WASHINGTON	37/34	44/42	81-76	+5	28-62/30-59	.452/.508	6-21/11-27	.286/.407	19-23/5-11	.826/.455	31/35	(4)	21/19	8/15	2/5	9/2	14/17
UCLA	28/25	26/39	54-64	(10)	21-53/24-54	.396/.444	6-21/5-15	.286/.333	6-10/11-20	.600/.550	28/41	(13)	12/19	11/13	2/5	6/5	21/14
USC	25/19	36/32	61-51	+10	23-55/21-57	.418/.368	9-21/3-19	.429/.158	6-8/6-12	.750/.500	34/32	+2	9/15	13/12	1/2	7/5	16/14
OREGON STATE	42/29	40/34	82-63	+19	25-54/20-54	.463/.370	13-26/4-21	.500/.190	19-24/19-23	.792/.826	28/35	(7)	19/7	11/19	4/2	8/4	18/23
CALIFORNIA	45/34	26/47	71-81	(10)	30-59/28-51	.508/.549	7-24/10-20	.292/.500	4-7/15-19	.571/.789	26/29	(3)	13/19	12/12	1/1	3/6	16/12
STANFORD	34/43	37/45	71-88	(17)	22-60/32-54	.367/.593	10-25/7-15	.400/.467	17-19/17-23	.895/.739	21/36	(15)	15/16	10/16	1/8	11/2	23/20
Arizona State	26/38	27/35	53-73	(20)	16-54/25-53	.296/.472	10-29/16-36	.345/.444	11-19/7-12	.579/.583	37/37	-	12/22	16/16	3/6	8/7	16/18
Arizona	32/41	50/49	82-90	(8)	30-58/28-50	.517/.560	9-24/11-25	.375/.440	13-18/23-28	.722/.821	23/33	(10)	20/20	7/10	0/3	7/2	18/13
Arizona State	38/29	38/40	76-69	+7	23-48/30-56	.479/.536	11-19/8-27	.579/.296	19-27/1-3	.704/.333	31/27	+4	14/20	17/16	0/2	13/9	10/22
UCLA	38/24	38/35	76-59	+17	27-55/19-54	.491/.352	5-13/4-13	.385/.308	17-21/17-25	.810/.680	33/37	(4)	10/8	9/12	4/4	9/5	16/19
Washington	21/30	30/39	51-69	(18)	18-56/24-59	.321/.407	4-24/7-22	.167/.318	11-14/14-18	.786/.778	34/42	(8)	9/17	12/11	4/4	8/5	19/15
WEBER STATE	26/28	42/31	68-59	+9	21-51/21-59	.412/.356	3-15/12-31	.200/.387	23-26/5-11	.885/.455	36/35	+1	14/9	9/13	7/4	7/5	14/22
DUQUESNE	43/34	34/41	77-75	+2	24-61/29-60	.393/.483	9-25/13-28	.360/.464	20-26/4-8	.769/.500	41/31	+10	15/19	15/17	3/7	11/9	14/19
BOISE STATE	38/27	41/44	79-71	+8	26-52/24-56	.500/.429	12-25/10-25	.480/.400	15-21/13-22	.714/.591	30/37	(7)	19/10	17/16	3/3	9/9	19/22
Creighton	37/44	39/40	76-84	(8)	29-64/28-51	.453/.549	10-26/9-19	.385/.474	8-12/19-27	.667/.704	30/34	(4)	17/21	9/12	1/5	5/4	22/16
CREIGHTON	35/21	36/37	71-58	+13	31-58/18-43	.534/.419	5-16/7-18	.313/.389	4-7/15-18	.571/.833	27/27	-	15/11	12/20	1/4	13/4	17/9
CREIGHTON	31/30	40/39	71-69	+2	27-56/26-54	.482/.481	4-19/7-20	.211/.350	13-18/10-17	.722/.588	25/35	(10)	12/16	6/14	1/4	6/4	18/18



GAME-BY-GAME (POINTS - REBOUNDS - ASSISTS)

Opponent	Date	Score	WL	1 - FEARN	2 - LOSLI	3 - SIM	4 - LUCENTI	10 - LOYD	11 - ARMSTEAD	12 - SEIFERTH	22 - WILLIAMS	23 - JACOB
NORTH DAKOTA ST.	11-12-10	97-92	WOT	0-3-0	0-0-0	9-3-2	DNP	4-4-8	4-2-3	0-0-0	15-8-3	DNP
DENVER	11-13-10	68-56	W	2-2-0	DNP	2-6-0	DNP	3-0-0	15-4-3	0-0-0	5-1-0	DNP
UC SANTA BARBARA	11-14-10	72-70	W	0-2-0	DNP	7-5-1	DNP	4-1-0	12-3-7	0-0-0	10-2-1	DNP
SAN JOSE STATE	11-20-10	72-75	L	0-0-0	0-0-0	11-5-2	DNP	2-1-1	3-1-6	DNP	10-1-2	9-4-0
TEXAS SOUTHERN	11-23-10	75-52	W	DNP	1-1-0	8-3-4	1-0-0	9-0-1	5-2-3	0-3-0	5-4-2	6-2-0
vs Duke	11-27-10	71-98	L	DNP	DNP	0-1-1	DNP	10-0-0	2-2-4	DNP	7-2-0	12-7-0
MISSOURI	12-02-10	80-83	L	DNP	0-0-0	2-2-1	DNP	15-1-3	9-4-3	0-0-0	DNP	DNP
PORTLAND STATE	12-05-10	68-49	W	DNP	0-0-0	14-3-1	DNP	3-6-1	6-2-2	1-1-0	DNP	8-7-1
WILLAMETTE	12-11-10	100-67	W	0-3-2	2-0-0	15-1-2	0-0-0	8-2-7	10-3-5	4-3-0	13-4-4	DNP
JACKSONVILLE STATE	12-13-10	74-56	W	0-0-0	0-1-1	10-1-3	DNP	2-2-3	7-3-6	0-0-0	0-1-0	6-1-0
at Virginia	12-17-10	48-63	L	DNP	DNP	2-0-0	DNP	4-4-0	3-3-3	DNP	4-2-2	9-4-1
IDAHO	12-21-10	65-69	L	0-0-0	DNP	5-1-2	DNP	6-2-2	10-2-3	DNP	2-1-1	6-6-2
ARIZONA	12-30-10	57-76	L	1-2-0	0-2-0	6-1-1	DNP	4-1-0	6-3-0	DNP	2-0-0	17-4-2
ARIZONA STATE	01-01-11	55-60	L	0-3-0	DNP	5-2-0	DNP	0-2-2	4-3-4	DNP	8-2-0	2-7-0
at Washington	01-06-11	69-87	L	0-1-0	0-0-0	13-0-2	DNP	3-1-4	0-2-3	DNP	7-3-2	8-2-0
at Washington State	01-08-11	63-77	L	1-1-0	0-1-1	13-4-4	DNP	11-1-1	DNP	2-2-2	10-1-0	0-1-1
USC	01-13-11	68-62	W	0-3-0	DNP	8-3-1	DNP	12-5-1	11-2-3	DNP	7-2-0	0-4-0
UCLA	01-15-11	59-67	L	0-0-0	DNP	6-2-2	DNP	3-1-5	9-5-2	DNP	0-0-0	12-3-1
at Oregon State	01-22-11	63-59	W	0-0-1	DNP	15-3-2	DNP	2-2-6	0-3-2	DNP	5-3-1	DNP
at Stanford	01-27-11	67-59	W	0-2-0	DNP	10-2-1	DNP	3-3-3	10-5-4	DNP	0-0-0	5-3-0
at California	01-29-11	77-85	L	0-0-0	DNP	8-1-1	DNP	0-0-1	16-1-6	DNP	3-0-0	3-1-0
WASHINGTON STATE	02-03-11	69-43	W	0-2-0	0-1-0	13-3-4	0-0-0	4-6-3	8-1-3	0-0-0	0-4-0	DNP
WASHINGTON	02-05-11	81-76	W	DNP	DNP	5-1-4	DNP	4-1-2	8-2-5	DNP	2-3-1	DNP
at UCLA	02-10-11	54-64	L	0-0-0	DNP	0-4-2	DNP	1-1-0	10-2-7	DNP	0-2-0	3-3-0
at USC	02-12-11	61-51	W	0-0-0	DNP	5-6-3	DNP	5-5-1	14-2-5	DNP	4-3-0	0-0-0
OREGON STATE	02-19-11	82-63	W	0-0-0	0-0-0	8-4-2	0-0-0	3-2-0	9-1-13	1-0-0	6-1-0	DNP
CALIFORNIA	02-24-11	71-81	L	DNP	DNP	12-4-4	DNP	0-0-4	4-1-1	DNP	5-4-0	DNP
STANFORD	02-26-11	71-88	L	0-0-0	DNP	3-1-3	DNP	11-0-0	22-4-6	DNP	0-2-1	DNP
at Arizona State	03-03-11	53-73	L	0-1-0	DNP	10-1-4	DNP	0-2-4	7-6-2	DNP	3-1-0	DNP
at Arizona	03-05-11	82-90	L	0-0-0	DNP	14-0-1	DNP	4-2-3	12-2-11	DNP	8-0-0	DNP
vs Arizona State	03-09-11	76-69	W	0-0-0	DNP	10-2-3	DNP	9-2-1	11-5-5	DNP	5-1-0	DNP
vs UCLA	03-10-11	76-59	W	0-0-0	DNP	10-3-1	DNP	5-2-2	13-6-5	DNP	4-2-0	DNP
vs Washington	03-11-11	51-69	L	DNP	DNP	2-1-1	DNP	0-1-0	12-7-6	DNP	2-2-0	DNP
WEBER STATE	03-16-11	68-59	W	0-1-1	DNP	5-2-1	DNP	0-0-2	8-2-3	DNP	2-1-1	DNP
DUQUESNE	03-21-11	77-75	W	DNP	DNP	20-2-1	DNP	8-4-4	10-3-4	DNP	0-1-0	DNP
BOISE STATE	03-23-11	79-71	W	DNP	DNP	9-1-2	DNP	2-1-3	10-5-5	DNP	8-0-1	DNP
at Creighton	03-28-11	76-84	L	DNP	DNP	14-1-0	DNP	10-0-5	9-2-5	DNP	0-0-0	DNP
CREIGHTON	03-30-11	71-58	W	DNP	2-0-0	9-2-0	0-0-0	3-2-6	14-3-6	0-0-0	4-0-0	DNP
CREIGHTON	04-01-11	71-69	W	DNP	DNP	2-2-2	DNP	8-4-1	4-3-3	DNP	2-0-0	DNP

Opponent	Date	Score	WL	25 - SINGLER	31 - NARED	34 - CATRON	55 - STROWBRIDGE
NORTH DAKOTA ST.	11-12-10	97-92	WOT	16-11-1	4-2-0	27-7-2	18-5-1
DENVER	11-13-10	68-56	W	11-5-1	4-2-1	20-5-1	6-4-0
UC SANTA BARBARA	11-14-10	72-70	W	11-3-1	10-3-0	15-6-2	3-2-0
SAN JOSE STATE	11-20-10	72-75	L	10-3-2	0-4-0	25-9-1	2-5-1
TEXAS SOUTHERN	11-23-10	75-52	W	10-4-0	13-6-0	8-3-1	9-3-1
vs Duke	11-27-10	71-98	L	14-3-1	2-2-2	18-8-4	6-4-1
MISSOURI	12-02-10	80-83	L	19-9-2	5-2-0	15-6-2	15-3-2
PORTLAND STATE	12-05-10	68-49	W	8-5-2	2-3-1	15-10-2	11-3-3
WILLAMETTE	12-11-10	100-67	W	18-17-2	7-6-0	13-5-0	10-2-1
JACKSONVILLE STATE	12-13-10	74-56	W	14-7-2	6-3-0	20-7-3	9-0-2
at Virginia	12-17-10	48-63	L	5-4-0	0-1-0	16-7-1	5-3-1
IDAHO	12-21-10	65-69	L	2-4-2	0-1-0	14-4-1	0-0-0
ARIZONA	12-30-10	57-76	L	4-4-4	0-2-0	9-4-0	8-2-0
ARIZONA STATE	01-01-11	55-60	L	19-9-0	2-2-0	11-5-1	4-1-2
at Washington	01-06-11	69-87	L	6-3-2	4-4-1	20-10-0	8-1-0
at Washington State	01-08-11	63-77	L	7-7-0	7-7-1	4-4-0	8-2-1
USC	01-13-11	68-62	W	10-7-2	10-3-0	DNP	8-0-3
UCLA	01-15-11	59-67	L	15-4-2	9-8-0	DNP	5-3-1
at Oregon State	01-22-11	63-59	W	16-6-2	2-4-2	8-6-1	15-2-1
at Stanford	01-27-11	67-59	W	6-1-5	5-2-0	15-6-1	13-4-0
at California	01-29-11	77-85	L	2-3-1	14-10-0	22-8-5	9-2-2
WASHINGTON STATE	02-03-11	69-43	W	10-6-1	2-2-1	17-9-3	15-2-2
WASHINGTON	02-05-11	81-76	W	16-4-5	14-6-1	20-9-2	12-2-1
at UCLA	02-10-11	54-64	L	9-2-0	2-5-1	15-4-2	14-1-0
at USC	02-12-11	61-51	W	11-6-0	7-2-0	9-7-0	6-3-0
OREGON STATE	02-19-11	82-63	W	13-7-2	3-1-0	13-6-1	26-4-1
CALIFORNIA	02-24-11	71-81	L	11-2-2	16-4-0	14-7-1	9-2-1
STANFORD	02-26-11	71-88	L	7-6-3	4-3-0	8-2-2	16-0-0
at Arizona State	03-03-11	53-73	L	8-10-2	3-4-0	5-7-0	17-3-0
at Arizona	03-05-11	82-90	L	4-8-2	5-4-0	28-4-2	7-2-1
vs Arizona State	03-09-11	76-69	W	22-5-2	4-9-0	9-4-3	6-1-0
vs UCLA	03-10-11	76-59	W	24-7-0	5-4-0	9-3-1	6-2-1
vs Washington	03-11-11	51-69	L	10-3-0	0-3-0	18-9-1	7-5-1
WEBER STATE	03-16-11	68-59	W	16-4-3	4-5-1	24-12-0	9-4-2
DUQUESNE	03-21-11	77-75	W	11-8-2	5-5-0	14-11-2	9-3-2
BOISE STATE	03-23-11	79-71	W	18-4-2	6-4-2	24-11-4	2-3-0
at Creighton	03-28-11	76-84	L	10-10-3	4-2-1	15-9-3	14-2-0
CREIGHTON	03-30-11	71-58	W	10-4-1	2-5-0	18-6-0	9-2-2
CREIGHTON	04-01-11	71-69	W	15-3-1	4-5-2	29-5-0	7-1-3

OREGON POINTS SCORED (SPECIALTY STATISTICS)

OPPONENT	T/O	2ND CHANCE	PAINT	FASTBREAK	BENCH	TIES	LEADS TAKEN	W/L	SCORE	LEADS OVERCOME/LOST
North Dakota State	26	17	46	12	26	3	11	W	97-92	trailed by 5: OT-03:11
Denver	20	15	26	0	15	4	7	W	68-56	trailed by 4: 1st-00:33
UC Santa Barbara	19	9	28	2	17	3	8	W	72-70	trailed by 7: 1st-11:30
San Jose State	20	10	28	2	13	1	5	L	72-75	led by 5: 1st-00:21
Texas Southern	24	22	36	2	38	3	3	W	75-52	trailed by 4: 1st-15:21
vs. Duke	19	3	28	2	25	0	0	L	71-98	never led
Missouri	14	10	24	4	20	0	0	L	80-83	never led
Portland State	19	10	28	4	14	1	1	W	68-49	trailed by 2: 1st-19:22
Willamette	39	18	58	20	34	1	3	W	100-67	trailed by 4: 1st-16:16
Jacksonville State	21	4	38	2	14	0	0	W	74-56	never trailed
at Virginia	7	11	20	4	17	1	1	L	48-63	led by 9: 1st-10:19
Idaho	18	16	26	6	15	3	5	L	65-69	led by 2: 1st-19:37
Arizona	11	9	32	2	17	0	0	L	57-76	never led
Arizona State	17	10	22	6	17	4	4	L	55-60	led by 5: 2nd-16:29
at Washington	10	8	18	5	19	4	2	L	69-87	led by 1: 2nd-17:57
at Washington State	18	14	22	6	28	0	0	L	63-77	led by 8: 1st-11:53
USC	20	11	24	6	31	1	1	W	68-62	trailed by 2: 1st-16:04
UCLA	11	8	22	0	23	1	2	L	59-67	led by 12: 1st-05:54
at Oregon State	11	6	24	10	20	6	4	W	63-59	trailed by 4: 2nd-09:03
at Stanford	13	20	24	0	28	1	2	W	67-59	trailed by 6: 2nd-15:57
at California	14	12	20	4	31	0	0	L	77-85	led by 2: 1st-19:50
Washington State	14	10	10	2	23	0	0	W	69-43	never trailed
Washington	26	5	30	4	22	2	3	W	81-76	trailed by 4: 1st-17:45
at UCLA	16	3	20	8	27	3	5	L	54-64	led by 8: 1st-05:36
at USC	11	5	22	0	24	2	1	W	61-51	trailed by 2: 1st-19:36
Oregon State	24	7	18	6	42	1	2	W	82-63	trailed by 4: 1st-15:18
California	13	8	26	2	18	1	3	L	71-81	led by 16: 1st-04:03
Stanford	15	4	20	6	27	0	0	L	71-88	led by 8: 1st-16:55
at Arizona State	7	7	10	2	27	0	0	L	53-73	never led
at Arizona	11	5	30	4	19	0	0	L	82-90	never led
vs. Arizona State	12	10	22	0	20	2	3	W	76-69	trailed by 4: 1st-14:10
vs. UCLA	14	12	36	4	15	1	3	W	76-59	trailed by 3: 1st-13:09
vs. Washington	11	11	22	4	9	0	0	L	51-69	led by 2: 1st-17:47
Weber State	14	13	30	6	11	2	4	W	68-59	trailed by 6: 1st-12:57
Duquesne	21	11	24	9	17	0	1	W	77-75	trailed by 7: 1st-14:50
Boise State	24	8	24	2	12	1	2	W	79-71	trailed by 4: 1st-15:39
at Creighton	14	14	28	6	23	2	1	L	76-84	led by 3: 1st-19:41
Creighton	35	11	44	14	18	1	1	W	71-58	trailed by 2: 1st-18:21
Creighton	15	13	38	0	17	9	7	W	71-69	trailed by 5: 2nd-19:15
<b>Oregon Totals</b>	<b>668</b>	<b>400</b>	<b>1048</b>	<b>178</b>	<b>834</b>	<b>64</b>	<b>95</b>			
<i>Oregon Average/Game</i>	<i>17.1</i>	<i>10.3</i>	<i>26.9</i>	<i>4.6</i>	<i>21.4</i>	<i>1.6</i>	<i>2.4</i>			
<b>Opponent Totals</b>	<b>481</b>	<b>399</b>	<b>1008</b>	<b>106</b>	<b>804</b>	<b>62</b>	<b>91</b>			
<i>Average/Game</i>	<i>12.3</i>	<i>10.2</i>	<i>25.8</i>	<i>2.7</i>	<i>20.6</i>	<i>1.6</i>	<i>2.3</i>			

GAME-BY-GAME LEADERS

Opponent	DATE	SCORE	WL	POINTS	REBOUNDS	ASSISTS	STEALS	BLOCKED SHOTS
NORTH DAKOTA ST.	11-12	97-92	WOT	27-Catron, Joevan	11-Singler, E.J.	8-Loyd, Johnathan	2-Armstead, Malcolm	3-Singler, E.J.
DENVER	11-13	68-56	W	20-Catron, Joevan	6-Sim, Garrett	3-Armstead, Malcolm	2-Williams; Catron; Singler	1-Catron; Nared
UC SANTA BARBARA	11-14	72-70	W	15-Catron, Joevan	6-Catron, Joevan	7-Armstead, Malcolm	2-Catron; Sim; Singler; Nared	1-Catron; Seiferth
SAN JOSE STATE	11-20	72-75	L	25-Catron, Joevan	9-Catron, Joevan	6-Armstead, Malcolm	3-Armstead, Malcolm	2-Catron, Joevan
TEXAS SOUTHERN	11-23	75-52	W	13-Nared, Tyrone	6-Nared, Tyrone	4-Sim, Garrett	3-Armstead, Malcolm	None
vs Duke	11-27	71-98	L	18-Catron, Joevan	8-Catron, Joevan	4-Catron; Armstead	4-Catron, Joevan	3-Nared, Tyrone
MISSOURI	12-02	80-83	L	19-Singler, E.J.	9-Singler, E.J.	3-Armstead; Loyd	2-Loyd, Johnathan	1-Singler, E.J.
PORTLAND ST.	12-05	68-49	W	15-Catron, Joevan	10-Catron, Joevan	3-Strowbridge, Jay-R	3-Sim; Strowbridge	1-Loyd; Nared; Singler
WILLAMETTE	12-11	100-67	W	18-Singler, E.J.	17-Singler, E.J.	7-Loyd, Johnathan	3-Singler, Williams; Armstead	1-Singler; Williams
JACKSONVILLE ST.	12-13	74-56	W	20-Catron, Joevan	7-Singler; Catron	6-Armstead, Malcolm	3-Armstead, Malcolm	2-Singler, E.J.
at Virginia	12-17	48-63	L	16-Catron, Joevan	7-Catron, Joevan	3-Armstead, Malcolm	1-Five players tied	1-Jacob; Williams
IDAHO	12-21	65-69	L	18-Catron, Joevan	6-Jacob; Singler; Catron	3-Singler; Armstead	4-Armstead, Malcolm	2-Singler; Williams
ARIZONA	12-30	57-76	L	17-Jacob, Jeremy	4-Jacob; Singler; Catron	4-Singler, E.J.	2-Armstead, Malcolm	2-Singler, E.J.
ARIZONA STATE	01-01	55-60	L	19-Singler, E.J.	9-Singler, E.J.	4-Armstead, Malcolm	5-Armstead, Malcolm	2-Singler, E.J.
at Washington	01-06	69-87	L	20-Catron, Joevan	10-Catron, Joevan	4-Loyd, Johnathan	1-Five players tied	1-Williams; Singler; Nared
at Washington State	01-08	63-77	L	13-Sim, Garrett	7-Nared; Singler	4-Sim, Garrett	2-Nared; Strowbridge; Singler	1-Fearn; Nared
USC	01-13	68-62	W	12-Loyd, Johnathan	7-Singler, E.J.	3-Strowbridge; Armstead	3-Loyd, Johnathan	1-Nared, Tyrone
UCLA	01-15	59-67	L	15-Singler, E.J.	8-Nared, Tyrone	5-Loyd, Johnathan	3-Sim, Garrett	2-Nared, Tyrone
at Oregon State	01-22	63-59	W	16-Singler, E.J.	6-Catron; Singler	6-Loyd, Johnathan	2-Armstead, Malcolm	1-Singler; Williams
at Stanford	01-27	67-59	W	15-Catron, Joevan	6-Catron, Joevan	5-Singler, E.J.	3-Singler, E.J.	None
at California	01-29	77-85	L	22-Catron, Joevan	10-Nared, Tyrone	6-Armstead, Malcolm	3-Singler, E.J.	1-Jacob; Williams
WASHINGTON ST.	02-03	69-43	W	17-Catron, Joevan	9-Catron, Joevan	4-Sim, Garrett	5-Armstead, Malcolm	2-Nared, Tyrone
WASHINGTON	02-05	81-76	W	20-Catron, Joevan	9-Catron, Joevan	5-Singler, E.J.	5-Armstead, Malcolm	1-Nared, Tyrone
at UCLA	02-10	54-64	L	15-Catron, Joevan	5-Nared, Tyrone	7-Armstead, Malcolm	3-Armstead, Malcolm	2-Nared, Tyrone
at USC	02-12	61-51	W	14-Armstead, Malcolm	7-Catron, Joevan	5-Armstead, Malcolm	2-Loyd; Catron	1-Nared, Tyrone
OREGON STATE	02-19	82-63	W	26-Strowbridge, Jay-R	7-Singler, E.J.	13-Armstead, Malcolm	3-Singler, E.J.	2-Nared, Tyrone
CALIFORNIA	02-24	71-81	L	16-Nared, Tyrone	7-Catron, Joevan	4-Sim; Loyd	2-Loyd, Johnathan	1-Catron, Joevan
STANFORD	02-26	71-88	L	22-Armstead, Malcolm	6-Singler, E.J.	6-Armstead, Malcolm	5-Armstead, Malcolm	1-Nared, Tyrone
at Arizona State	03-03	53-73	L	17-Strowbridge, Jay-R	10-Singler, E.J.	4-Loyd; Sim	3-Armstead, Malcolm	1-Nared; Singler; Williams
at Arizona	03-05	82-90	L	28-Catron, Joevan	8-Singler, E.J.	11-Armstead, Malcolm	2-Catron; Armstead	None
vs Arizona State	03-09	76-69	W	22-Singler, E.J.	9-Nared, Tyrone	5-Armstead, Malcolm	3-Sim; Armstead; Catron	None
vs UCLA	03-10	76-59	W	24-Singler, E.J.	7-Singler, E.J.	5-Armstead, Malcolm	3-Nared; Singler	1-Four Players
vs Washington	03-11	51-69	L	18-Catron, Joevan	9-Catron, Joevan	6-Armstead, Malcolm	6-Armstead, Malcolm	1-Four Players
WEBER STATE	03-16	68-59	W	24-Catron, Joevan	12-Catron, Joevan	3-Armstead; Singler	2-Armstead; Singler	3-Nared, Tyrone
DUQUESNE	03-21	77-75	W	20-Sim, Garrett	11-Catron, Joevan	4-Armstead; Loyd	4-Nared, Tyrone	2-Nared, Tyrone
BOISE STATE	03-23	79-71	W	24-Catron, Joevan	11-Catron, Joevan	5-Armstead, Malcolm	3-Catron, Joevan	3-Singler, E.J.
at Creighton	03-28	76-84	L	15-Catron, Joevan	10-Singler, E.J.	5-Armstead; Loyd	1-Five players tied	1-Sim, Garrett
CREIGHTON	03-30	71-58	W	18-Catron, Joevan	6-Catron, Joevan	6-Armstead; Loyd	5-Armstead, Malcolm	1-Catron, Joevan
CREIGHTON	04-01	71-69	W	29-Catron, Joevan	5-Nared; Catron	3-Armstead; Strowbridge	3-Armstead, Malcolm	1-Catron, Joevan

OREGON / OPPONENT TEAM HIGHS AND LOWS

OREGON - GAME HIGHS

POINTS	100	WILLAMETTE (12-11-10)
	97	NORTH DAKOTA STATE (11-12-10)
	82	at Arizona (03-05-11)
	82	OREGON STATE (02-19-11)
	81	WASHINGTON (02-05-11)
FIELD GOALS MADE	39	WILLAMETTE (12-11-10)
	35	NORTH DAKOTA STATE (11-12-10)
FIELD GOAL ATTEMPTS	79	NORTH DAKOTA STATE (11-12-10)
	76	WILLAMETTE (12-11-10)
FIELD GOAL PERCENTAGE	.569 (29-51)	JACKSONVILLE STATE (12-13-10)
	.534 (31-58)	CREIGHTON (03-30-11)
3 PT FIELD GOALS MADE	13	OREGON STATE (02-19-11)
	12	BOISE STATE (03-23-11)
3 PT FG ATTEMPTS	32	at Washington State (01-08-11)
	29	at Arizona State (03-03-11)
	29	IDAHO (12-21-10)
3 PT FG PERCENTAGE	.579 (11-19)	vs Arizona State (03-09-11)
	.529 (9-17)	at Stanford (01-27-11)
FREE THROWS MADE	28	DENVER (11-13-10)
	23	WEBER STATE (03-16-11)
FREE THROW ATTEMPTS	37	DENVER (11-13-10)
	30	vs Duke (11-27-10)
FREE THROW PERCENTAGE	.933 (14-15)	at Washington (01-06-11)
	.923 (12-13)	at Stanford (01-27-11)
	.923 (12-13)	IDAHO (12-21-10)
REBOUNDS	49	WILLAMETTE (12-11-10)
ASSISTS	23	WILLAMETTE (12-11-10)
STEALS	17	WILLAMETTE (12-11-10)
BLOCKED SHOTS	10	NORTH DAKOTA STATE (11-12-10)
TURNOVERS	17	Four times
FOULS	30	at California (01-29-11)

OREGON - GAME LOWS

POINTS	48	at Virginia (12-17-10)
	51	vs Washington (03-11-11)
	53	at Arizona State (03-03-11)
	54	at UCLA (02-10-11)
	55	ARIZONA STATE (01-01-11)
FIELD GOALS MADE	16	at Arizona State (03-03-11)
	17	ARIZONA STATE (01-01-11)
FIELD GOAL ATTEMPTS	46	DENVER (11-13-10)
	48	at Oregon State (01-22-11)
	48	vs Arizona State (03-09-11)
FIELD GOAL PERCENTAGE	.296 (16-54)	at Arizona State (03-03-11)
	.321 (17-53)	ARIZONA STATE (01-01-11)
3 PT FIELD GOALS MADE	1	ARIZONA (12-30-10)
	2	DENVER (11-13-10)
3 PT FG ATTEMPTS	11	DENVER (11-13-10)
	13	vs UCLA (03-10-11)
3 PT FG PERCENTAGE	.059 (1-17)	ARIZONA (12-30-10)
	.158 (3-19)	at Virginia (12-17-10)
FREE THROWS MADE	4	CALIFORNIA (02-24-11)
	4	CREIGHTON (03-30-11)
FREE THROW ATTEMPTS	7	CALIFORNIA (02-24-11)
	7	CREIGHTON (03-30-11)
FREE THROW PERCENTAGE	.545 (6-11)	at Oregon State (01-22-11)
	.556 (5-9)	at Washington State (01-08-11)
REBOUNDS	21	STANFORD (02-26-11)
	23	at Arizona (03-05-11)
ASSISTS	6	DENVER (11-13-10)
STEALS	3	CALIFORNIA (02-24-11)
BLOCKED SHOTS	0	Four times
TURNOVERS	6	CREIGHTON (04-01-11)
FOULS	10	vs Arizona State (03-09-11)

OPPONENT - GAME HIGHS

POINTS	98	vs Duke (11-27-10)
	92	NORTH DAKOTA STATE (11-12-10)
	90	at Arizona (03-05-11)
	88	STANFORD (02-26-11)
	87	at Washington (01-06-11)
FIELD GOALS MADE	36	at Washington (01-06-11)
	33	vs Duke (11-27-10)
FIELD GOAL ATTEMPTS	80	NORTH DAKOTA STATE (11-12-10)
	71	SAN JOSE STATE (11-20-10)
FIELD GOAL PERCENTAGE	.593 (32-54)	STANFORD (02-26-11)
	.560 (28-50)	at Arizona (03-05-11)
3 PT FIELD GOALS MADE	16	at Arizona State (03-03-11)
	13	DUQUESNE (03-21-11)
	13	vs Duke (11-27-10)
3 PT FG ATTEMPTS	36	at Arizona State (03-03-11)
	31	WEBER STATE (03-16-11)
3 PT FG PERCENTAGE	.571 (8-14)	DENVER (11-13-10)
	.500 (10-20)	CALIFORNIA (02-24-11)
	.500 (7-14)	at California (01-29-11)
	.500 (6-12)	ARIZONA (12-30-10)
FREE THROWS MADE	30	at California (01-29-11)
	23	at Arizona (03-05-11)
FREE THROW ATTEMPTS	41	at California (01-29-11)
	28	at Arizona (03-05-11)
FREE THROW PERCENTAGE	.857 (18-21)	at Washington State (01-08-11)
	.857 (12-14)	USC (01-13-11)
REBOUNDS	49	SAN JOSE STATE (11-20-10)
	48	vs Duke (11-27-10)
	48	NORTH DAKOTA STATE (11-12-10)
ASSISTS	22	at Arizona State (03-03-11)
	21	at Creighton (03-28-11)
STEALS	10	at Stanford (01-27-11)
BLOCKED SHOTS	8	STANFORD (02-26-11)
	8	MISSOURI (12-02-10)
TURNOVERS	24	WILLAMETTE (12-11-10)
FOULS	28	DENVER (11-13-10)

OPPONENT - GAME LOWS

POINTS	43	WASHINGTON STATE (02-03-11)
	49	PORTLAND STATE (12-05-10)
	51	at USC (02-12-11)
	52	TEXAS SOUTHERN (11-23-10)
	56	DENVER (11-13-10)
	56	JACKSONVILLE STATE (12-13-10)
FIELD GOALS MADE	14	WASHINGTON STATE (02-03-11)
	16	PORTLAND STATE (12-05-10)
FIELD GOAL ATTEMPTS	42	DENVER (11-13-10)
	43	TEXAS SOUTHERN (11-23-10)
	43	CREIGHTON (03-30-11)
FIELD GOAL PERCENTAGE	.259 (14-54)	WASHINGTON STATE (02-03-11)
	.296 (16-54)	PORTLAND STATE (12-05-10)
3 PT FIELD GOALS MADE	3	PORTLAND STATE (12-05-10)
	3	JACKSONVILLE STATE (12-13-10)
	3	at USC (02-12-11)
3 PT FG ATTEMPTS	12	at Virginia (12-17-10)
	12	ARIZONA (12-30-10)
3 PT FG PERCENTAGE	.158 (3-19)	at USC (02-12-11)
	.160 (4-25)	WASHINGTON STATE (02-03-11)
FREE THROWS MADE	1	vs Arizona State (03-09-11)
	4	DUQUESNE (03-21-11)
FREE THROW ATTEMPTS	3	vs Arizona State (03-09-11)
	8	DUQUESNE (03-21-11)
FREE THROW PERCENTAGE	.333 (1-3)	vs Arizona State (03-09-11)
	.455 (5-11)	WASHINGTON (02-05-11)
	.455 (5-11)	WEBER STATE (03-16-11)
REBOUNDS	22	DENVER (11-13-10)
	25	TEXAS SOUTHERN (11-23-10)
ASSISTS	6	TEXAS SOUTHERN (11-23-10)
STEALS	1	ARIZONA (12-30-10)
BLOCKED SHOTS	1	at California (01-29-11)
	1	CALIFORNIA (02-24-11)
TURNOVERS	10	at Arizona (03-05-11)
FOULS	9	CREIGHTON (03-30-11)

INDIVIDUAL GAME HIGHS | CATEGORY LEADERS

OREGON - INDIVIDUAL GAME HIGHS

Points	29	Catron, Joevan vs Creighton (04-01-11)
	28	Catron, Joevan at Arizona (03-05-11)
	27	Catron, Joevan vs North Dakota State (11-12-10)
	26	Strowbridge, Jay-R vs Oregon State (02-19-11)
	25	Catron, Joevan vs San Jose State (11-20-10)
	24	Catron, Joevan vs Boise State (03-23-11)
	24	Catron, Joevan vs Weber State (03-16-11)
	24	Singler, E.J. vs UCLA (03-10-11)
	22	Singler, E.J. vs Arizona State (03-09-11)
	22	Armstead, Malcolm vs Stanford (02-26-11)
	22	Catron, Joevan at California (01-29-11)
	20	Sim, Garrett vs Duquesne (03-21-11)
	20	Catron, Joevan vs Washington (02-05-11)
	20	Catron, Joevan at Washington (01-06-11)
	20	Catron, Joevan vs Jacksonville State (12-13-10)
	20	Catron, Joevan vs Denver (11-13-10)
Field Goals Made	11	Catron, Joevan vs Creighton (04-01-11)
	10	Strowbridge, Jay-R vs Oregon State (02-19-11)
Field Goal Att.	17	Catron, Joevan vs Creighton (04-01-11)
	17	Catron, Joevan at Creighton (03-28-11)
FG Pct (min 5 made)	.857 (6-7)	Singler, E.J. vs Jacksonville State (12-13-10)
	.778 (7-9)	Singler, E.J. vs UCLA (03-10-11)
	.778 (7-9)	Nared, Tyrone vs California (02-24-11)
	.778 (7-9)	Armstead, Malcolm at California (01-29-11)
3-Point FG Made	6	Strowbridge, Jay-R vs Oregon State (02-19-11)
	4	Singler, E.J. vs Boise State (03-23-11)
	4	Singler, E.J. vs Arizona State (03-09-11)
	4	Catron, Joevan at Arizona (03-05-11)
	4	Strowbridge, Jay-R at Arizona State (03-03-11)
	4	Singler, E.J. at Oregon State (01-22-11)
	4	Singler, E.J. vs North Dakota State (11-12-10)
3-Point FG Att.	11	Strowbridge, Jay-R at Arizona State (03-03-11)
	9	Strowbridge, Jay-R vs Oregon State (02-19-11)
3-Pt FG Pct (min 2 made)	1.000 (2-2)	Sim, Garrett vs Boise State (03-23-11)
	1.000 (2-2)	Singler, E.J. vs UCLA (03-10-11)
	1.000 (2-2)	Armstead, Malcolm vs Arizona State (03-09-11)
	1.000 (2-2)	Williams, Teondre at Arizona (03-05-11)
	1.000 (2-2)	Strowbridge, Jay-R vs USC (01-13-11)
	1.000 (2-2)	Williams, Teondre vs Arizona State (01-01-11)
	1.000 (2-2)	Williams, Teondre vs Duke (11-27-10)
Free Throws Made	12	Catron, Joevan vs Boise State (03-23-11)
	12	Catron, Joevan vs Weber State (03-16-11)
Free Throw Att.	14	Catron, Joevan vs Boise State (03-23-11)
	13	Catron, Joevan vs Weber State (03-16-11)
	13	Catron, Joevan at California (01-29-11)
	13	Catron, Joevan vs Denver (11-13-10)
FT Pct (min 8 made)	1.000 (8-8)	Singler, E.J. vs UCLA (03-10-11)
	1.000 (8-8)	Singler, E.J. vs Arizona State (01-01-11)
Rebounds	17	Singler, E.J. vs Willamette (12-11-10)
	12	Catron, Joevan vs Weber State (03-16-11)
Assists	13	Armstead, Malcolm vs Oregon State (02-19-11)
	11	Armstead, Malcolm at Arizona (03-05-11)
Steals	6	Armstead, Malcolm vs Washington (03-11-11)
	5	Armstead, Malcolm vs Creighton (03-30-11)
	5	Armstead, Malcolm vs Stanford (02-26-11)
	5	Armstead, Malcolm vs Washington (02-05-11)
	5	Armstead, Malcolm vs Washington State (02-03-11)
	5	Armstead, Malcolm vs Arizona State (01-01-11)
Blocked Shots	3	Five times by three different players
Turnovers	6	Three times by two different players
Fouls	5	15 times by seven different players

SCORING AVERAGE	G	Pts	Pts/G
Catron, Joevan	37	588	15.9
Singler, E.J.	39	457	11.7
Strowbridge, Jay-R	39	368	9.4
Armstead, Malcolm	38	327	8.6
Sim, Garrett	39	320	8.2
Nared, Tyrone	39	198	5.1
Loyd, Johnathan	39	185	4.7
Williams, Teondre	37	168	4.5
Jacob, Jeremy	17	106	6.2
Seiferth, Martin	12	8	0.7
Losli, Matt	13	5	0.4
Fearn, Nicholas	26	4	0.2

REBOUNDING	G	Reb	Reb/G
Catron, Joevan	37	247	6.7
Singler, E.J.	39	220	5.6
Nared, Tyrone	39	153	3.9
Armstead, Malcolm	38	112	2.9
Strowbridge, Jay-R	39	93	2.4

OFFENSIVE REBOUNDS	G	No.	Avg/G
Catron, Joevan	37	88	2.4
Singler, E.J.	39	64	1.6
Nared, Tyrone	39	60	1.5
Strowbridge, Jay-R	39	31	0.8
Armstead, Malcolm	38	31	0.8

DEFENSIVE REBOUNDS	G	No.	Avg/G
Catron, Joevan	37	159	4.3
Singler, E.J.	39	156	4.0
Nared, Tyrone	39	93	2.4
Armstead, Malcolm	38	81	2.1
Sim, Garrett	39	64	1.6
Loyd, Johnathan	39	64	1.6

ASSISTS	G	No.	A/G
Armstead, Malcolm	38	167	4.4
Loyd, Johnathan	39	90	2.3
Sim, Garrett	39	71	1.8
Singler, E.J.	39	66	1.7
Catron, Joevan	37	56	1.5

STEALS	G	No.	S/G
Armstead, Malcolm	38	89	2.3
Catron, Joevan	37	42	1.1
Singler, E.J.	39	41	1.1
Loyd, Johnathan	39	34	0.9
Sim, Garrett	39	30	0.8

BLOCKED SHOTS	G	No.	Blk/G
Nared, Tyrone	39	30	0.8
Singler, E.J.	39	29	0.7
Williams, Teondre	37	16	0.4
Catron, Joevan	37	12	0.3
Jacob, Jeremy	17	5	0.3

TOTAL MINUTES	G	No.	Min/G
Singler, E.J.	39	1188	30.5
Armstead, Malcolm	38	1044	27.5
Catron, Joevan	37	1023	27.6
Sim, Garrett	39	1022	26.2
Strowbridge, Jay-R	39	1000	25.6

TURNOVERS	G	No.	Per/G
Armstead, Malcolm	38	102	2.7
Catron, Joevan	37	88	2.4
Singler, E.J.	39	58	1.5
Loyd, Johnathan	39	52	1.3
Nared, Tyrone	39	41	1.1

FOUL OUTS	G	No.
Armstead, Malcolm	38	4
Loyd, Johnathan	39	3
Nared, Tyrone	39	2
Singler, E.J.	39	2
Catron, Joevan	37	2

INDIVIDUAL GAME HIGHS | CATEGORY LEADERS

OPPONENT INDIVIDUAL GAME HIGHS

Points	31	Owens, Josh vs Stanford (02-26-11)
	30	Kyle Singler vs Duke (11-27-10)
	28	Nunnally, James vs UC Santa Barbara (11-14-10)
	27	TVEIDT, Michael vs North Dakota State (11-12-10)
	25	Lee, Malcolm at UCLA (02-10-11)
	25	Ross, Terrence at Washington (01-06-11)
	24	Arnold, Robert vs Boise State (03-23-11)
	24	Johnson, Orlando vs UC Santa Barbara (11-14-10)
	23	GUTIERREZ, Jorge vs California (02-24-11)
	23	Mounts, Taylor vs Willamette (12-11-10)
	22	Lockett, Trent vs Arizona State (03-09-11)
	22	Kuksiks, Rihards at Arizona State (03-03-11)
	22	Abbott, Ty at Arizona State (03-03-11)
	22	Vucevic, Nikola at USC (02-12-11)
Field Goals Made	12	Owens, Josh vs Stanford (02-26-11)
	11	Vucevic, Nikola at USC (02-12-11)
	11	Ross, Terrence at Washington (01-06-11)
	11	TVEIDT, Michael vs North Dakota State (11-12-10)
Field Goal Att.	22	Vucevic, Nikola at USC (02-12-11)
	21	TVEIDT, Michael vs North Dakota State (11-12-10)
FG Pct (min 5 made)	.889 (8-9)	Parrom, Kevin vs Arizona (12-30-10)
	.857 (6-7)	Echenique, Gregory at Creighton (03-28-11)
	.857 (6-7)	SANDERS-FRISON, Mark at California (01-29-11)
	.857 (6-7)	Smith, Joshua vs UCLA (01-15-11)
3-Point FG Made	7	Kuksiks, Rihards at Arizona State (03-03-11)
	6	Abbott, Ty at Arizona State (03-03-11)
3-Point FG Att.	15	Kuksiks, Rihards at Arizona State (03-03-11)
	14	BAMFORTH, Scott vs Weber State (03-16-11)
3-Pt FG Pct (min 2 made)	1.000 (3-3)	Stafford, Brian vs Denver (11-13-10)
	1.000 (2-2)	Hill, Solomon vs Arizona (12-30-10)
	1.000 (2-2)	Boswell, Kyle vs UC Santa Barbara (11-14-10)
	1.000 (2-2)	Hooper, Andrew vs Denver (11-13-10)
	1.000 (2-2)	Coughlin, Justin vs Denver (11-13-10)
Free Throws Made	11	GUTIERREZ, Jorge at California (01-29-11)
	11	Nunnally, James vs UC Santa Barbara (11-14-10)
Free Throw Att.	14	GUTIERREZ, Jorge at California (01-29-11)
	12	Nunnally, James vs UC Santa Barbara (11-14-10)
FT Pct (min 8 made)	1.000 (8-8)	Honeycutt, Tyler vs UCLA (03-10-11)
	1.000 (8-8)	Fogg, Kyle at Arizona (03-05-11)
Rebounds	16	Vucevic, Nikola at USC (02-12-11)
	13	Honeycutt, Tyler at UCLA (02-10-11)
	13	Vucevic, Nikola vs USC (01-13-11)
Assists	12	Thomas, Isaiah vs Washington (03-11-11)
	9	Thomas, Isaiah at Washington (01-06-11)
Steals	5	McMillan, Jamelle vs Arizona State (03-09-11)
	5	Powell, Dwight at Stanford (01-27-11)
Blocked Shots	5	Wiley, Brandon vs Idaho (12-21-10)
	4	Echenique, Gregory at Creighton (03-28-11)
	4	Owens, Josh vs Stanford (02-26-11)
	4	Pateev, Ruslan vs Arizona State (01-01-11)
	4	RATLIFFE, Ricardo vs Missouri (12-02-10)
	4	Mason Plumlee vs Duke (11-27-10)
Turnovers	8	Kunke, Robbie vs Willamette (12-11-10)
	7	ODUM, Charles vs Portland State (12-05-10)
	7	GALLOWAY, Kevin vs Texas Southern (11-23-10)
Fouls	5	13 times by 13 different players

FG PERCENTAGE	FG	ATT	Pct
Catron, Joevan	195	416	.469
Singler, E.J.	149	323	.461
Nared, Tyrone	75	165	.455
Armstead, Malcolm	128	298	.430
Williams, Teondre	65	157	.414
Sim, Garrett	112	272	.412
Jacob, Jeremy	48	117	.410
Strowbridge, Jay-R	132	327	.404
Seiferth, Martin	3	9	.333
Loyd, Johnathan	61	190	.321
FIELD GOAL ATTEMPTS	G	Att	Att/G
Catron, Joevan	37	416	11.2
Strowbridge, Jay-R	39	327	8.4
Singler, E.J.	39	323	8.3
Armstead, Malcolm	38	298	7.8
Sim, Garrett	39	272	7.0
FIELD GOALS MADE	G	Made	Made/G
Catron, Joevan	37	195	5.3
Singler, E.J.	39	149	3.8
Strowbridge, Jay-R	39	132	3.4
Armstead, Malcolm	38	128	3.4
Sim, Garrett	39	112	2.9
3-POINT PERCENTAGE	3FG	ATT	Pct
Singler, E.J.	55	138	.399
Williams, Teondre	27	68	.397
Sim, Garrett	52	150	.347
Strowbridge, Jay-R	57	171	.333
Nared, Tyrone	11	33	.333
Armstead, Malcolm	30	93	.323
Catron, Joevan	20	69	.290
Loyd, Johnathan	21	79	.266
3-POINT FG ATTEMPTS	G	Att	Att/G
Strowbridge, Jay-R	39	171	4.4
Sim, Garrett	39	150	3.8
Singler, E.J.	39	138	3.5
Armstead, Malcolm	38	93	2.4
Loyd, Johnathan	39	79	2.0
3-POINT FGS MADE	G	Made	Made/G
Strowbridge, Jay-R	39	57	1.5
Singler, E.J.	39	55	1.4
Sim, Garrett	39	52	1.3
Armstead, Malcolm	38	30	0.8
Williams, Teondre	37	27	0.7
FT PERCENTAGE	FT	ATT	Pct
Singler, E.J.	104	122	.852
Sim, Garrett	44	53	.830
Strowbridge, Jay-R	47	61	.770
Loyd, Johnathan	42	57	.737
Catron, Joevan	178	248	.718
Nared, Tyrone	37	53	.698
Armstead, Malcolm	41	59	.695
Williams, Teondre	11	17	.647
Lucenti, Nicholas	1	2	.500
Seiferth, Martin	2	4	.500
Losli, Matt	1	2	.500
Jacob, Jeremy	10	21	.476
FREE THROW ATTEMPTS	G	Att	Att/G
Catron, Joevan	37	248	6.7
Singler, E.J.	39	122	3.1
Strowbridge, Jay-R	39	61	1.6
Armstead, Malcolm	38	59	1.6
Loyd, Johnathan	39	57	1.5
FREE THROWS MADE	G	Made	Made/G
Catron, Joevan	37	178	4.8
Singler, E.J.	39	104	2.7
Strowbridge, Jay-R	39	47	1.2
Sim, Garrett	39	44	1.1
Loyd, Johnathan	39	42	1.1

North Dakota State vs Oregon  
11-12-10 7:05 p.m. at Eugene, Ore. - McArthur Court

North Dakota State 92 • 0-1

#	Player	Total			3-Ptr			Rebounds			PF	TP	A	TO	Blk	Stl	Min
		FG-FGA	FG-FGA	FT-FTA	FG-FGA	FG-FGA	FT-FTA	Off	Def	Tot							
23	TVEIDT, Michael	f	11-21	3-5	2-3	5	2	7	0	27	2	5	0	0	0	38	
24	BRAUN, Taylor	f	3-9	1-2	0-0	1	6	7	2	7	4	3	0	0	0	33	
42	BJORKLUND, Marshall	c	7-10	0-0	4-6	6	4	10	5	18	1	1	2	0	0	22	
12	LUNDBERG, Drew	g	3-9	1-3	2-4	0	2	2	0	9	0	1	0	0	0	35	
25	CARLSON, Eric	g	3-12	0-0	4-6	2	3	5	5	10	2	3	0	0	0	29	
03	FELT, Mike	g	2-7	1-4	0-0	1	0	1	3	5	0	2	0	0	0	16	
13	ZASTROW, Nate	g	3-8	3-6	6-6	1	1	2	3	15	2	2	0	2	2	25	
32	WRIGHT, TrayVonn	g	0-3	0-0	0-0	3	2	5	1	0	2	0	0	0	0	15	
50	NAGEL, Andy	g	0-1	0-0	1-2	1	2	3	2	1	1	0	0	0	0	12	
	Team					2	4	6									
	Totals		32-80	9-20	19-27	22	26	48	21	92	14	17	2	2	2	225	

FG % 1st Half: 13-36 36.1% 2nd half: 17-39 43.6% OT: 2-5 40.0% Game: 32-80 40.0% Deadball Rebound: 4  
3FG % 1st Half: 5-9 55.6% 2nd half: 3-7 42.9% OT: 1-4 25.0% Game: 9-20 45.0%  
FT % 1st Half: 8-13 61.5% 2nd half: 8-9 88.9% OT: 3-5 60.0% Game: 19-27 70.4%

Oregon 97 • 1-0

#	Player	Total			3-Ptr			Rebounds			PF	TP	A	TO	Blk	Stl	Min
		FG-FGA	FG-FGA	FT-FTA	FG-FGA	FG-FGA	FT-FTA	Off	Def	Tot							
22	Williams, Teondre	f	6-14	2-4	1-1	2	6	8	2	15	3	3	3	1	1	28	
25	Singler, E.J.	f	6-11	4-6	0-0	7	4	11	3	16	1	1	3	1	0	38	
34	Catron, Joevan	c	9-14	0-1	9-12	5	2	7	2	27	2	5	0	0	0	32	
03	Sim, Garrett	g	3-6	1-2	2-2	2	1	3	3	9	2	1	0	0	0	27	
11	Armstead, Malcolm	g	2-9	0-0	0-0	2	2	2	5	4	3	3	0	2	2	20	
01	Fearn, Nicholas	g	0-0	0-0	0-0	1	2	3	0	0	0	0	0	0	0	6	
02	Losli, Matt	g	0-0	0-0	0-0	0	0	0	0	0	0	0	0	0	0	0+	
10	Loyd, Johnathan	g	0-5	0-0	4-4	1	3	4	3	4	8	0	0	1	1	24	
12	Seiferth, Martin	g	1-1	0-0	0-0	0	0	0	0	0	0	0	1	0	0	4	
31	Nared, Tyrone	g	2-5	0-0	0-0	1	1	2	3	4	0	1	1	0	0	13	
55	Strowbridge, Jay-R	g	7-14	1-6	3-4	0	5	5	2	18	1	2	2	1	1	33	
	Team					0	3	3									
	Totals		35-79	8-19	19-23	19	29	48	23	97	20	16	10	6	6	225	

FG % 1st Half: 14-42 33.3% 2nd half: 18-30 60.0% OT: 3-7 42.9% Game: 35-79 44.3% Deadball Rebound: 3.1  
3FG % 1st Half: 1-8 12.5% 2nd half: 5-8 62.5% OT: 2-3 66.7% Game: 8-19 42.1%  
FT % 1st Half: 8-10 80.0% 2nd half: 6-7 85.7% OT: 5-6 83.3% Game: 19-23 82.6%

Officials: Randy Burkett, Scott Twardoski, Marc A. Beasley  
Technical fouls: North Dakota State-None, Oregon-None.  
Attendance: 6523

Score by periods	1st	2nd	OT	Total
North Dakota State	39	45	8	92
Oregon	37	47	13	97

Last FG - NDSU OT-01:51, ORE OT-00:29.  
Largest lead - NDSU by 5 OT-03:11, ORE by 7 2nd-07:21.

Score tied - 9 times.  
Lead changed - 22 times.

Denver vs Oregon  
11-13-10 8:35 p.m. at Eugene, Ore. - McArthur Court

Denver 56 • 0-2

#	Player	Total			3-Ptr			Rebounds			PF	TP	A	TO	Blk	Stl	Min
		FG-FGA	FG-FGA	FT-FTA	FG-FGA	FG-FGA	FT-FTA	Off	Def	Tot							
12	Coughlin, Justin	f	3-4	2-2	2-3	1	1	2	3	10	2	3	1	1	1	36	
32	Hallam, Chase	f	2-11	0-3	0-1	0	1	1	5	4	1	1	1	0	0	23	
03	Noonan, Trevor	c	0-3	0-1	0-0	0	0	0	4	0	2	1	0	0	0	19	
05	Stafford, Brian	g	6-8	3-3	3-3	0	3	3	5	18	0	4	0	1	1	24	
15	Hallam, Travis	g	1-6	0-1	3-4	0	3	3	2	5	2	2	0	0	0	38	
11	Lewis, Kyle	g	1-5	1-2	0-0	0	2	2	2	3	3	1	0	0	0	20	
13	Thalken, Tyler	g	0-0	0-0	0-0	0	1	1	0	0	0	0	1	0	0	9	
33	Hooper, Andrew	g	3-3	2-2	3-4	1	1	2	2	11	0	1	0	1	1	18	
34	Udofia, Chris	g	1-2	0-0	3-4	1	4	5	4	5	0	0	2	0	0	13	
	Team					2	4	3	1								
	Totals		17-42	8-14	14-19	5	17	22	28	56	10	14	4	3	200		

FG % 1st Half: 8-19 42.1% 2nd half: 9-23 39.1% Game: 17-42 40.5% Deadball Rebound: 5.1  
3FG % 1st Half: 7-8 87.5% 2nd half: 1-6 16.7% Game: 8-14 57.1%  
FT % 1st Half: 9-11 81.8% 2nd half: 5-8 62.5% Game: 14-19 73.7%

Oregon 68 • 2-0

#	Player	Total			3-Ptr			Rebounds			PF	TP	A	TO	Blk	Stl	Min
		FG-FGA	FG-FGA	FT-FTA	FG-FGA	FG-FGA	FT-FTA	Off	Def	Tot							
22	Williams, Teondre	f	2-4	0-1	1-1	0	1	1	3	5	0	1	0	2	1	17	
25	Singler, E.J.	f	2-5	1-2	6-6	1	4	5	4	11	1	1	1	0	0	31	
34	Catron, Joevan	c	6-9	0-0	8-13	3	2	5	3	20	1	0	1	2	2	26	
03	Sim, Garrett	g	1-8	0-4	0-2	2	4	6	0	2	0	0	0	1	27		
11	Armstead, Malcolm	g	5-12	0-2	5-5	1	3	4	2	15	3	4	0	1	32		
01	Fearn, Nicholas	g	1-1	0-0	0-0	1	1	2	0	2	0	1	0	0	0	7	
10	Loyd, Johnathan	g	0-1	0-0	3-4	0	0	0	4	3	0	1	0	0	0	15	
12	Seiferth, Martin	g	0-1	0-0	0-0	0	0	0	0	0	0	0	0	0	0	3	
31	Nared, Tyrone	g	1-1	0-0	2-2	1	1	2	2	4	1	1	1	0	0	15	
55	Strowbridge, Jay-R	g	1-4	1-2	3-4	0	4	4	2	6	0	1	0	1	1	27	
	Team					0	1	1									
	Totals		19-46	2-11	28-37	10	20	30	20	68	6	10	3	7	200		

FG % 1st Half: 11-25 44.0% 2nd half: 8-21 38.1% Game: 19-46 41.3% Deadball Rebound: 8  
3FG % 1st Half: 2-7 28.6% 2nd half: 0-4 0.0% Game: 2-11 18.2%  
FT % 1st Half: 4-8 50.0% 2nd half: 24-29 82.8% Game: 28-37 75.7%

Officials: Bruce Hicks, Tom Spitznagel, Jeff Ketchu  
Technical fouls: Denver-TEAM, Oregon-None.  
Attendance: 6199

Score by periods	1st	2nd	Total
Denver	32	24	56
Oregon	28	40	68

Last FG - DEN 2nd-01:06, ORE 2nd-05:13.  
Largest lead - DEN by 4 1st-00:33, ORE by 12 2nd-01:35.

Score tied - 8 times.  
Lead changed - 14 times.

UC Santa Barbara vs Oregon  
11-14-10 6:06 p.m. at Eugene, Ore. - McArthur Court

UC Santa Barbara 70 • 1-2

#	Player	Total			3-Ptr			Rebounds			PF	TP	A	TO	Blk	Stl	Min
		FG-FGA	FG-FGA	FT-FTA	FG-FGA	FG-FGA	FT-FTA	Off	Def	Tot							
33	Johnson, Orlando	f	8-18	3-5	5-7	0	4	4	2	24	2	0	1	3	3	35	
44	Nunnally, James	f	8-16	1-6	11-12	1	6	7	3	28	1	2	0	1	1	32	
55	Somogyi, Greg	c	0-0	0-0	2-2	2	3	5	4	2	0	3	3	0	0	16	
03	Weiner, Jordan	g	0-2	0-2	0-0	0	0	0	0	4	0	1	0	0	1	23	
11	Joyner, Justin	g	1-5	0-1	0-1	1	2	3	2	2	2	3	0	0	0	29	
00	Serna, Jaime	g	2-3	0-0	0-0	1	1	2	2	4	0	1	1	1	1	20	
10	Boswell, Kyle	g	3-3	2-2	0-0	0	1	1	0	8	1	0	0	0	0	16	
25	Devenny, Lucas	g	0-0	0-0	0-0	0	1	1	0	0	0	0	0	0	0	3	
32	Pastorek, Jon	g	0-3	0-0	0-0	0	3	3	1	0	1	1	0	0	0	15	
43	Leaf, Troy	g	0-1	0-0	2-2	0	1	1	1	2	1	2	0	0	0	11	
	Team					0	3	3									
	Totals		22-51	6-16	20-24	5	25	30	19	70	9	13	5	6	200		

FG % 1st Half: 13-31 41.9% 2nd half: 9-20 45.0% Game: 22-51 43.1% Deadball Rebound: 3.4  
3FG % 1st Half: 4-8 50.0% 2nd half: 2-8 25.0% Game: 6-16 37.5%  
FT % 1st Half: 7-9 77.8% 2nd half: 13-15 86.7% Game: 20-24 83.3%

Oregon 72 • 3-0

#	Player	Total			3-Ptr			Rebounds			PF	TP	A	TO	Blk	Stl	Min
		FG-FGA	FG-FGA	FT-FTA	FG-FGA	FG-FGA	FT-FTA	Off	Def	Tot							
22	Williams, Teondre	f	3-7	3-4	1-2	1	1	2	5	10	1	1	0	0	0	19	
25	Singler, E.J.	f	4-7	1-2	2-2	0	3	3	4	11	1	0	1	0	0	32	
34	Catron, Joevan	c	6-11	0-1	3-8	1	5	6	2	15	2	0	1	2	1	31	
03	Sim, Garrett	g	2-6	1-4	2-2	2	3	5	0	7	1	1	0	2	2	29	
11	Armstead, Malcolm	g	5-11	1-6	1-2	1	2	3	3	12	7	4	0	0	0	33	
01	Fearn, Nicholas	g	0-0	0-0	0-0	1	1	2	0	0	0	1	0	0	0	3	
10	Loyd, Johnathan	g	2-3	0-1	0-0	0	1	1	2	4	0	0	0	0	0	11	
12	Seiferth, Martin	g	0-0	0-0	0-0	0	0	0	0	0	0	0	1	0	0	3	
31	Nared, Tyrone	g	4-8	0-1	2-3	0	3	3	1	10	0	2	1	1	1	15	
55	Strowbridge, Jay-R	g	0-6	0-4	3-4	0	2	2	2	3	0	1	0	0	0	24	
	Team					1	4	5									
	Totals		26-59	6-23	14-23	7	25	32	19	72	12	10	4	5	200		

FG % 1st Half: 14-33 42.4% 2nd half: 12-26 46.2% Game: 26-59 44.1% Deadball Rebound: 6  
3FG % 1st Half: 1-9 11.1% 2nd half: 5-14 35.7% Game: 6-23 26.1%  
FT % 1st Half: 5-7 71.4% 2nd half: 9-16 56.3% Game: 14-23 60.9%

Officials: Bruce Hicks, Scott Twardoski, Marc A. Beasley  
Technical fouls: UC Santa Barbara-None, Oregon-None.  
Attendance: 6197

Score by periods	1st	2nd	Total
UC Santa Barbara			

**GAME 1 • VANDERBILT**

**OREGON MEN'S BASKETBALL**

Texas Southern vs Oregon  
11-23-10 7:06 p.m. at Eugene, Ore. - McArthur Court

Texas Southern 52 • 1-4

#	Player	Total			3-Ptr			Rebounds			PF	TP	A	TO	Blk	Stl	Min
		FG-FGA	FG-FGA	FT-FTA	FG-FGA	FG-FGA	FT-FTA	Off	Def	Tot							
13	GALLOWAY, Kevin	f	6-12	2-6	4-8	0	5	5	3	18	2	7	2	0	0	40	
32	CLAYBORN, Aaron	f	2-7	0-1	1-2	3	0	3	2	5	1	3	1	2	25		
23	DENSON, Keithrick	c	2-4	0-0	0-2	1	0	1	3	4	1	0	0	1	23		
11	JOHNSON-DANNER, Lawr	g	3-7	2-6	6-6	0	5	5	2	14	1	6	0	0	39		
15	BOUNE, Abdallah	g	0-4	0-3	0-0	1	0	1	1	0	1	1	0	1	15		
01	NORRIS, Nicos	g	1-5	1-2	0-0	0	0	0	1	3	0	0	0	0	14		
03	KING, Daniel	g	1-1	0-0	2-2	1	2	3	1	4	0	1	0	0	20		
12	CHRISTIE, Vanderis	g	1-2	0-1	0-0	0	0	0	4	2	0	1	0	1	12		
25	PRICE, Timothy	g	1-1	0-0	0-0	0	1	1	4	2	0	2	0	1	12		
Team			2 4 6														
Totals			17-43	5-19	13-20	8	17	25	21	52	6	21	3	6	200		
FG % 1st Half: 8-20		40.0%	2nd half: 9-23		39.1%	Game: 17-43		39.5%	Deadball								
3FG % 1st Half: 2-9		22.2%	2nd half: 3-10		30.0%	Game: 5-19		26.3%	Rebound								
FT % 1st Half: 7-9		77.8%	2nd half: 6-11		54.5%	Game: 13-20		65.0%	2								

Oregon 75 • 4-1

#	Player	Total			3-Ptr			Rebounds			PF	TP	A	TO	Blk	Stl	Min
		FG-FGA	FG-FGA	FT-FTA	FG-FGA	FG-FGA	FT-FTA	Off	Def	Tot							
23	Jacob, Jeremy	f	3-6	0-0	0-0	0	2	2	0	6	0	0	0	0	18		
25	Singler, E.J.	f	4-5	0-0	2-2	2	2	4	2	10	0	1	0	2	19		
34	Catron, Joevan	c	3-4	0-1	2-4	2	1	3	3	8	1	3	0	0	20		
03	Sim, Garrett	g	3-9	2-5	0-0	0	3	3	2	8	4	0	0	1	23		
11	Armstead, Malcolm	g	2-4	0-2	1-2	1	1	2	2	5	3	4	0	3	26		
02	Losli, Matt	g	0-0	0-0	1-2	0	1	1	0	1	0	1	0	0	4		
04	Lucenti, Nicholas	g	0-0	0-0	1-2	0	0	0	1	1	0	0	0	2			
10	Loyd, Johnathan	g	3-4	1-1	2-2	0	0	0	5	9	1	1	0	1	13		
12	Seiferth, Martin	g	0-0	0-0	0-0	0	3	3	1	0	0	2	0	0	12		
22	Williams, Teondre	g	2-7	1-3	0-0	1	3	4	1	5	2	0	0	2	19		
31	Nared, Tyrone	g	6-8	0-0	1-1	4	2	6	2	13	0	0	0	1	22		
55	Strowbridge, Jay-R	g	3-8	1-3	2-3	2	1	3	0	9	1	1	0	2	22		
Team			1 2 3														
Totals			29-55	5-15	12-18	13	21	34	19	75	12	13	0	12	200		
FG % 1st Half: 14-30		46.7%	2nd half: 15-25		60.0%	Game: 29-55		52.7%	Deadball								
3FG % 1st Half: 3-10		30.0%	2nd half: 2-5		40.0%	Game: 5-15		33.3%	Rebound								
FT % 1st Half: 2-4		50.0%	2nd half: 10-14		71.4%	Game: 12-18		66.7%	2.2								

Officials: Verne Harris, Michael Irving, Bobby McRoy  
Technical fouls: Texas Southern-None, Oregon-None  
Attendance: 6318

Score by periods	1st	2nd	Total
Texas Southern	25	27	52
Oregon	33	42	75

Last FG - TXSOM 2nd-00:05, ORE 2nd-01:26.  
Largest lead - TXSOM by 4 1st-15:21, ORE by 30 2nd-08:09.

Points	In	Off	2nd	Fast	Bench
TXSOM	12	19	9	0	11
ORE	36	24	22	2	38

Score tied - 3 times.  
Lead changed - 6 times.

Duke vs Oregon  
11-27-10 1:07 p.m. at Portland, Ore. - Rose Garden Arena

Duke 98 • 6-0

#	Player	Total			3-Ptr			Rebounds			PF	TP	A	TO	Blk	Stl	Min
		FG-FGA	FG-FGA	FT-FTA	FG-FGA	FG-FGA	FT-FTA	Off	Def	Tot							
05	Mason Plumlee	f	3-5	0-0	1-4	1	11	12	2	7	0	1	4	2	29		
12	Kyle Singler	f	9-15	5-9	7-7	1	4	5	3	30	2	4	0	0	35		
34	Ryan Kelly	c	1-1	1-1	0-0	0	3	3	3	3	1	1	0	0	16		
01	Kyrie Irving	g	6-11	1-3	3-3	1	2	3	2	16	2	3	0	3	27		
02	Nolan Smith	g	7-12	1-3	3-5	1	5	6	3	18	5	6	0	0	30		
03	Tyler Thornton	g	0-0	0-0	1-2	0	0	0	0	1	1	1	0	0	4		
15	Josh Hairston	g	0-1	0-0	1-2	0	0	1	1	2	1	0	0	0	6		
20	Andre Dawkins	g	4-7	4-7	2-3	0	0	0	2	14	1	1	0	0	21		
21	Miles Plumlee	g	2-4	0-0	1-1	3	7	10	5	5	0	1	1	0	19		
30	Seth Curry	g	1-6	1-4	0-0	0	0	0	1	3	2	1	0	1	13		
Team			2 6 8														
Totals			33-62	13-27	19-27	9	39	48	23	98	14	19	5	6	200		
FG % 1st Half: 14-33		42.4%	2nd half: 19-29		65.5%	Game: 33-62		53.2%	Deadball								
3FG % 1st Half: 3-12		25.0%	2nd half: 10-15		66.7%	Game: 13-27		48.1%	Rebound								
FT % 1st Half: 9-9		100.0%	2nd half: 10-18		55.6%	Game: 19-27		70.4%	4.1								

Oregon 71 • 4-2

#	Player	Total			3-Ptr			Rebounds			PF	TP	A	TO	Blk	Stl	Min
		FG-FGA	FG-FGA	FT-FTA	FG-FGA	FG-FGA	FT-FTA	Off	Def	Tot							
23	Jacob, Jeremy	f	5-14	0-0	2-4	2	5	7	4	12	0	0	1	0	20		
25	Singler, E.J.	f	5-11	2-4	2-7	1	2	3	4	14	1	2	0	1	24		
34	Catron, Joevan	c	5-13	0-1	8-11	4	4	8	4	18	4	0	1	4	34		
03	Sim, Garrett	g	0-1	0-1	0-0	0	1	1	2	0	1	1	0	1	20		
11	Armstead, Malcolm	g	1-3	0-1	0-0	1	1	2	4	2	4	6	0	3	20		
10	Loyd, Johnathan	g	3-10	1-3	3-4	0	0	0	3	10	0	0	0	3	24		
22	Williams, Teondre	g	2-5	2-2	1-2	0	2	2	0	7	0	0	1	1	20		
31	Nared, Tyrone	g	1-8	0-1	0-0	1	1	2	0	2	2	1	3	1	18		
55	Strowbridge, Jay-R	g	2-6	0-1	2-2	0	4	4	1	6	1	1	1	1	20		
Team			3 1 4														
Totals			24-71	5-14	18-30	12	21	33	22	71	13	11	7	15	200		
FG % 1st Half: 10-36		27.8%	2nd half: 14-35		40.0%	Game: 24-71		33.8%	Deadball								
3FG % 1st Half: 1-5		20.0%	2nd half: 4-9		44.4%	Game: 5-14		35.7%	Rebound								
FT % 1st Half: 4-6		66.7%	2nd half: 14-24		58.3%	Game: 18-30		60.0%	7.3								

Officials: Dick Cartmell, David Hall, Randy McCall  
Technical fouls: Duke-None, Oregon-Williams, Teondre.  
Attendance: 12914

Score by periods	1st	2nd	Total
Duke	40	58	98
Oregon	25	46	71

Last FG - DU 2nd-02:11, ORE 2nd-00:16.  
Largest lead - DU by 36 2nd-02:11, ORE None.

Score tied - 0 times.  
Lead changed - 0 times.

Missouri vs Oregon  
12-02-10 8:07 p.m. at Eugene, Ore. - McArthur Court

Missouri 83 • 6-1

#	Player	Total			3-Ptr			Rebounds			PF	TP	A	TO	Blk	Stl	Min
		FG-FGA	FG-FGA	FT-FTA	FG-FGA	FG-FGA	FT-FTA	Off	Def	Tot							
21	BOWERS, Laurence	f	3-7	0-0	1-2	1	5	6	4	7	3	5	2	2	29		
24	ENGLISH, Kim	f	5-11	1-4	1-2	0	2	2	12	2	3	0	1	27			
10	RATLIFF, Ricardo	c	5-6	0-0	1-1	1	2	3	4	11	1	2	4	0	23		
11	DIXON, Michael	g	1-4	0-2	9-10	0	1	1	2	11	4	2	0	1	16		
12	DENMON, Marcus	g	5-7	3-4	6-7	1	7	8	3	19	3	0	0	1	37		
01	PRESSEY, Phil	g	1-2	0-1	0-0	1	1	2	2	2	1	0	0	0	14		
02	KREKLOW, Ricky	g	1-2	1-2	0-0	0	0	0	3	0	2	0	0	5			
03	PRESSEY, Matt	g	4-6	1-3	1-2	0	1	1	3	10	2	3	0	0	22		
23	SAFFORD, Justin	g	2-6	0-0	0-0	2	2	4	1	4	1	1	0	0	14		
32	MOORE, Steve	g	2-2	0-0	0-0	0	1	1	3	4	1	0	2	0	13		
Team			2 0 2														
Totals			29-53	6-16	19-24	8	22	30	24	83	19	19	8	5	200		
FG % 1st Half: 18-28		64.3%	2nd half: 11-25		44.0%	Game: 29-53		54.7%	Deadball								
3FG % 1st Half: 5-10		50.0%	2nd half: 1-6		16.7%	Game: 6-16		37.5%	Rebound								
FT % 1st Half: 3-3		100.0%	2nd half: 16-21		76.2%	Game: 19-24		79.2%	3								

Oregon 80 • 4-3

#
---

**Willamette vs Oregon**  
12-11-10 7:06 p.m. at Eugene, Ore. - McArthur Court

**Willamette 67 • 3-6**

#	Player	Total			3-Ptr			Rebounds			PF	TP	A	TO	Blk	Stl	Min
		FG-FGA	FG-FGA	FT-FTA	FG-FGA	FG-FGA	FT-FTA	Off	Def	Total							
10	Kunke, Robbie	f	0-4	0-3	0-0	0	1	1	4	0	3	8	0	1	19		
34	Mounts, Taylor	f	9-14	2-4	3-4	1	8	9	5	23	2	3	0	0	28		
00	Dart, Sean	c	4-6	0-0	4-10	1	4	5	2	12	0	0	1	1	32		
03	Holmes, Marcus	g	2-7	1-5	0-0	0	2	2	0	5	0	1	0	0	21		
32	Meehan, Ryan	g	2-12	1-6	1-2	1	4	5	2	6	1	3	0	1	30		
01	Abello, Leo	g	0-0	0-0	0-0	0	0	0	0	0	0	0	0	0	1		
02	Malley, Terrell	g	4-12	1-5	6-6	1	1	2	2	15	1	6	0	1	24		
04	Manu, Avery	g	0-0	0-0	0-0	0	0	0	0	0	0	1	1	0	2		
05	Pastorino, Cody	g	1-1	0-0	0-0	0	0	0	0	2	2	0	0	1	10		
12	Hughes, Oliver	g	0-1	0-0	0-0	0	0	0	0	0	0	0	0	0	4		
20	Hansen, Alex	g	0-0	0-0	0-0	0	0	0	0	0	0	1	0	0	1		
23	Walters, Sam	g	0-0	0-0	0-0	0	0	0	0	0	0	0	0	0	1		
24	Bos, Trevor	g	0-0	0-0	0-0	0	0	0	0	0	4	1	0	1	14		
44	Lowe, Cory	g	0-0	0-0	0-1	0	1	1	2	0	1	0	0	1	9		
52	Ripley, Noah	g	1-2	0-0	2-2	1	0	1	0	4	0	0	0	0	4		
	<b>Team</b>					1	2	3									
	<b>Totals</b>		23-59	5-23	16-25	6	23	29	19	67	12	24	2	7	200		
	FG % 1st Half:	10-30	33.3%	2nd half:	13-29	44.8%	Game:	23-59	39.0%						Deadball		
	3FG % 1st Half:	5-17	29.4%	2nd half:	0-6	0.0%	Game:	5-23	21.7%						Rebound		
	FT % 1st Half:	6-11	54.5%	2nd half:	10-14	71.4%	Game:	16-25	64.0%						5.1		

**Oregon 100 • 6-3**

#	Player	Total			3-Ptr			Rebounds			PF	TP	A	TO	Blk	Stl	Min
		FG-FGA	FG-FGA	FT-FTA	FG-FGA	FG-FGA	FT-FTA	Off	Def	Total							
03	Sim, Garrett	f	6-11	1-3	2-2	0	1	1	3	15	2	0	0	2	18		
25	Singler, E.J.	f	5-7	1-3	7-7	6	11	17	3	18	2	2	1	3	27		
34	Catron, Joevan	c	4-8	0-0	5-7	0	5	5	1	13	0	2	0	1	20		
11	Armstead, Malcolm	g	4-5	2-3	0-0	0	3	3	2	10	5	3	0	3	20		
55	Strowbridge, Jay-R	g	4-11	2-5	0-2	0	2	2	1	10	1	1	0	1	21		
01	Fearn, Nicholas	g	0-0	0-0	0-1	1	2	3	0	0	2	1	0	1	14		
02	Losil, Matt	g	1-1	0-0	0-0	0	0	0	1	2	0	0	0	0	6		
04	Lucenti, Nicholas	g	0-2	0-1	0-0	0	0	0	0	0	0	0	0	0	4		
10	Loyd, Johnathan	g	4-10	0-3	0-0	0	2	2	1	8	7	1	0	2	27		
12	Seiferth, Martin	g	2-5	0-0	0-0	2	1	3	2	4	0	2	0	1	10		
22	Williams, Teondre	g	6-11	0-2	1-2	3	1	4	3	13	4	2	1	3	18		
31	Nared, Tyrone	g	3-5	0-0	1-2	1	5	6	3	7	0	2	0	0	15		
	<b>Team</b>					2	1	3									
	<b>Totals</b>		39-76	6-20	16-23	15	34	49	20	100	23	16	2	17	200		
	FG % 1st Half:	17-39	43.6%	2nd half:	22-37	59.5%	Game:	39-76	51.3%						Deadball		
	3FG % 1st Half:	4-13	30.8%	2nd half:	2-7	28.6%	Game:	6-20	30.0%						Rebound		
	FT % 1st Half:	13-19	68.4%	2nd half:	3-4	75.0%	Game:	16-23	69.6%						5		

Officials: Ruben Ramos, Chris Rastatter, Milt Stowe  
Technical fouls: Willamette-None. Oregon-None.  
Attendance: 6953

Score by periods	1st	2nd	Total
Willamette	31	36	67
Oregon	51	49	100

Last FG - WU 2nd-02:29, ORE 2nd-00:28.  
Largest lead - WU by 4 1st-16:16, ORE by 35 2nd-05:26.

Score tied - 3 times.  
Lead changed - 5 times.

**Oregon vs Virginia**  
12-17-10 8:00 p.m. at Charlottesville, Va. - JPJ Arena

**Oregon 48 • 7-4**

#	Player	Total			3-Ptr			Rebounds			PF	TP	A	TO	Blk	Stl	Min
		FG-FGA	FG-FGA	FT-FTA	FG-FGA	FG-FGA	FT-FTA	Off	Def	Total							
25	Singler, E.J.	f	1-5	1-4	2-2	0	4	4	4	5	0	2	0	1	34		
34	Catron, Joevan	f	7-15	0-1	2-3	5	2	7	1	16	1	5	0	0	26		
03	Sim, Garrett	f	1-5	0-3	0-0	0	0	0	0	2	0	0	0	0	19		
11	Armstead, Malcolm	g	1-4	1-3	0-0	0	3	3	5	3	3	2	0	1	28		
55	Strowbridge, Jay-R	g	2-4	1-2	0-0	0	3	3	2	5	1	0	0	1	30		
10	Loyd, Johnathan	g	2-9	0-5	0-0	1	3	4	4	4	0	1	0	0	22		
22	Williams, Teondre	g	1-3	0-1	2-2	1	1	2	1	4	2	2	1	1	21		
23	Jacob, Jeremy	g	4-10	0-0	1-2	1	3	4	0	9	1	0	1	0	17		
31	Nared, Tyrone	g	0-0	0-0	0-0	1	0	1	0	0	0	1	0	1	3		
	<b>Team</b>					3	1	4									
	<b>Totals</b>		19-55	3-19	7-9	12	20	32	17	48	8	13	2	5	200		
	FG % 1st Half:	10-28	35.7%	2nd half:	9-27	33.3%	Game:	19-55	34.5%						Deadball		
	3FG % 1st Half:	1-2	8.3%	2nd half:	2-7	28.6%	Game:	3-19	15.8%						Rebound		
	FT % 1st Half:	1-2	50.0%	2nd half:	6-7	85.7%	Game:	7-9	77.8%						1		

**Virginia 63 • 7-3**

#	Player	Total			3-Ptr			Rebounds			PF	TP	A	TO	Blk	Stl	Min
		FG-FGA	FG-FGA	FT-FTA	FG-FGA	FG-FGA	FT-FTA	Off	Def	Total							
05	Sene, Assane	c	0-1	0-0	0-0	1	3	4	4	0	0	1	1	0	15		
01	Evans, Jontel	g	2-4	0-0	3-4	0	1	1	2	7	1	5	1	1	27		
02	Farrakhan, Mustapha	g	5-11	2-4	5-5	0	3	3	0	17	1	2	1	1	34		
12	Harris, Joe	g	2-6	0-2	1-2	1	5	6	4	5	0	1	1	1	30		
24	Harrell, KT	g	8-12	0-1	4-6	1	3	4	1	20	1	1	0	0	35		
04	Regan, Will	g	0-0	0-0	0-0	0	0	0	1	0	0	0	2	0	9		
13	Zeglinski, Sammy	g	4-7	3-5	1-2	0	4	4	0	12	4	0	0	2	22		
15	Baron, Billy	g	0-0	0-0	0-0	0	0	0	0	0	0	0	0	0	1		
25	Mitchell, Akil	g	1-3	0-0	0-0	2	5	7	4	2	0	1	0	1	26		
32	Rogers, Thomas	g	0-0	0-0	0-0	0	0	0	0	0	0	0	0	0	1		
	<b>Team</b>					0	1	1									
	<b>Totals</b>		22-44	5-12	14-19	5	25	30	16	63	7	11	6	6	200		
	FG % 1st Half:	10-25	40.0%	2nd half:	12-19	63.2%	Game:	22-44	50.0%						Deadball		
	3FG % 1st Half:	2-7	28.6%	2nd half:	3-5	60.0%	Game:	5-12	41.7%						Rebound		
	FT % 1st Half:	3-4	75.0%	2nd half:	11-15	73.3%	Game:	14-19	73.7%						2		

Officials: Jamie Luckie, Brian Dorsey, Tim Kelly  
Technical fouls: Oregon-None. Virginia-None.  
Attendance: 9708  
Armstead (UO) fouls out @ 1:08

Score by periods	1st	2nd	Total
Oregon	22	26	48
Virginia	25	38	63

Last FG - ORE 2nd-00:27, VA 2nd-02:11.  
Largest lead - ORE by 9 1st-10:19, VA by 17 2nd-00:55.

Score tied - 3 times.  
Lead changed - 2 times.

**Jacksonville State vs Oregon**  
12-13-10 7:05 p.m. at Eugene, Ore. - McArthur Court

**Jacksonville State 56 • 2-8**

#	Player	Total			3-Ptr			Rebounds			PF	TP	A	TO	Blk	Stl	Min
		FG-FGA	FG-FGA	FT-FTA	FG-FGA	FG-FGA	FT-FTA	Off	Def	Total							
00	BYNUM, DeAndre'	f	1-7	0-1	0-1	1	3	4	2	2	1	2	0	0	19		
13	MURPHY, Nick	f	5-8	0-1	4-5	1	2	3	1	14	1	4	0	2	26		
02	HALL, Stephen	c	4-6	0-0	1-2	4	0	4	3	9	2	1	0	0	24		
04	SHELLMAN, Dominique	g	0-2	0-1	0-0	0	1	1	1	0	2	2	0	0	15		
14	BYNUM, Jeremy	g	1-5	1-3	0-0	0	1	1	0	3	1	1	0	0	16		
01	MILLER, B.J.	g	0-2	0-1	0-0	0	2	2	0	0	1	1	0	0	4		
05	JENKINS, Brice	g	2-4	1-1	0-1	0	0	0	1	5	0	1	0	1	23		
15	BOUGHER, Frankie	g	2-5	1-3	0-0	0	1	1	0	5	0	0	0	0	10		
21	WILLIAMS, Brian	g	3-8	0-3	2-2	0	3	3	1	8	2	1	0	3	25		
22	GRAY, Leventrice	g	3-4	0-0	1-1	4	0	4	4	7	0	1	0	0	21		
33	COOK, Nick	g	1-2	0-0	1-2	0	3	3	1	3	0	0	2	1	17		
	<b>Team</b>					2	1	3									
	<b>Totals</b>		22-53	3-14	9-14	12	17	29	14	56	10	14	2	7	200		
	FG % 1st Half:	12-26	46.2%	2nd half:	10-27	37.0%	Game:	22-53	41.5%						Deadball		
	3FG % 1st Half:	1-6	16.7%	2nd half:	2-8	25.0%	Game:	3-14	21.4%						Rebound		
	FT % 1st Half:	2-3	66.7%	2nd half:	7-11	63.6%	Game:	9-14	64.3%						2.1		

**Oregon 74 • 7-3**

#	Player	Total			3-Ptr			Rebounds			PF	TP	A	TO	Blk	Stl	Min
		FG-FGA	FG-FGA	FT-FTA	FG-FGA	FG-FGA	FT-FTA	Off	Def	Total							
03	Sim, Garrett	f	3-6	1-3	3-3	0	1	1	0	10	3	1	0	0	26		
25	Singler, E.J.	f	6-7	2-3	0-0	1	6	7	2	14	2	0	2	1	26		
34	Catron, Joevan	c	7-11</														

Arizona vs Oregon  
12-30-10 7:06 p.m. at Eugene, Ore. - McArthur Court

Arizona 76 • 12-2, 1-0

#	Player	Total			3-Ptr			Rebounds			PF	TP	A	TO	Blk	Stl	Min
		FG-FGA	FG-FGA	FT-FTA	FG-FGA	FG-FGA	FT-FTA	Off	Def	Tot							
33	Perry, Jesse	f	3-6	0-0	3-4	3	5	8	2	9	2	1	2	0	24		
44	Hill, Solomon	f	4-8	2-2	1-2	0	3	3	3	11	0	2	0	0	19		
23	Williams, Derrick	c	2-3	0-0	8-11	1	6	7	2	12	1	4	0	0	29		
12	Jones, Lamont	g	2-4	0-1	2-2	1	1	2	1	6	2	4	0	0	22		
21	Fogg, Kyle	g	3-5	0-0	1-2	0	3	3	2	7	3	1	0	0	23		
00	Wise, Dondre	g	0-0	0-0	0-0	0	0	0	0	0	0	0	0	0	1		
01	Natyazhko, Kyryl	f	1-2	0-0	4-4	0	1	1	1	6	0	0	0	0	12		
02	Bejarano, Daniel	f	0-0	0-0	0-0	0	1	1	0	0	0	0	0	0	1		
03	Parrom, Kevin	f	8-9	4-5	0-0	2	6	8	1	20	1	4	0	0	21		
05	Arvizu, Robert	f	0-0	0-0	0-0	0	0	0	0	0	0	0	0	0	1		
20	Mayes, Jordn	f	2-4	0-1	1-1	0	1	1	1	5	1	0	0	0	17		
24	Lavender, Brendon	f	0-1	0-1	0-0	0	1	1	1	0	1	0	1	0	16		
42	Horne, Jamelle	f	0-3	0-2	0-0	0	5	5	2	0	1	2	1	0	13		
52	Wiepking, Max	f	0-0	0-0	0-0	0	0	0	1	0	0	1	0	0	1		
	Team					0	0	0									
	Totals		25-45	6-12	20-26	7	33	40	17	76	12	19	4	1	200		

FG % 1st Half:	12-24	50.0%	2nd half:	13-21	61.9%	Game:	25-45	55.6%	Deadball Rebound:	4.1
3FG % 1st Half:	4-9	44.4%	2nd half:	2-3	66.7%	Game:	6-12	50.0%		
FT % 1st Half:	9-10	90.0%	2nd half:	11-16	68.8%	Game:	20-26	76.9%		

Oregon 57 • 7-6, 0-1

#	Player	Total			3-Ptr			Rebounds			PF	TP	A	TO	Blk	Stl	Min
		FG-FGA	FG-FGA	FT-FTA	FG-FGA	FG-FGA	FT-FTA	Off	Def	Tot							
25	Singler, E.J.	f	2-9	0-5	0-0	3	1	4	1	4	4	0	2	0	32		
34	Catron, Joevan	f	4-7	1-1	0-1	3	1	4	5	9	0	1	0	0	11		
23	Jacob, Jeremy	c	7-13	0-0	3-4	1	3	4	3	17	2	2	0	1	25		
10	Loyd, Johnathan	g	2-10	0-2	0-1	0	1	1	1	4	0	0	0	0	26		
11	Armstead, Malcolm	g	1-7	0-3	4-7	0	3	3	5	6	0	3	0	2	26		
01	Fearn, Nicholas	f	0-1	0-0	1-2	2	0	2	0	1	0	0	0	0	3		
02	Losli, Matt	f	0-0	0-0	0-0	1	1	2	0	0	0	0	0	0	2		
03	Sim, Garrett	f	2-8	0-3	2-2	1	0	1	0	6	1	2	0	1	26		
22	Williams, Teondre	f	1-2	0-0	0-0	0	0	0	1	2	0	1	0	0	12		
31	Nared, Tyrone	f	0-2	0-0	0-0	0	2	2	4	0	1	0	1	1	14		
55	Strowbridge, Jay-R	f	4-7	0-3	0-0	0	2	2	1	8	0	0	0	1	23		
	Team					1	1	2									
	Totals		23-66	1-17	10-17	12	15	27	21	57	7	10	2	6	200		

FG % 1st Half:	9-31	29.0%	2nd half:	14-35	40.0%	Game:	23-66	34.8%	Deadball Rebound:	4
3FG % 1st Half:	1-11	9.1%	2nd half:	0-6	0.0%	Game:	1-17	5.9%		
FT % 1st Half:	3-7	42.9%	2nd half:	7-10	70.0%	Game:	10-17	58.8%		

Officials: Verne Harris, Michael Irving, Bobby McRoy  
Technical fouls: Arizona-None, Oregon-None.  
Attendance: 6498

Score by periods	1st	2nd	Total
Arizona	37	39	76
Oregon	22	35	57

	In	Off	2nd	Fast	Bench
Points	Paint	T/O	Chance	Break	
ARIZ	28	10	11	0	31
ORE	32	11	9	2	17

Last FG - ARIZ 2nd-03:01, ORE 2nd-00:36.  
Largest lead - ARIZ by 24 2nd-03:01, ORE None.  
Score tied - 0 times.  
Lead changed - 0 times.

Arizona State vs Oregon  
01-01-11 7:05 p.m. at Eugene, Ore. - McArthur Court

Arizona State 60 • 8-5, 1-1

#	Player	Total			3-Ptr			Rebounds			PF	TP	A	TO	Blk	Stl	Min
		FG-FGA	FG-FGA	FT-FTA	FG-FGA	FG-FGA	FT-FTA	Off	Def	Tot							
00	Felix, Carrick	f	6-12	0-2	7-8	1	5	6	1	19	4	2	0	2	34		
30	Kuksiks, Rihards	f	2-7	2-5	0-0	1	2	3	3	6	1	2	0	1	31		
05	Cain, Kyle	c	1-2	0-0	0-0	0	2	2	5	2	0	2	0	0	11		
03	Abbott, Ty	g	2-7	0-1	0-1	0	3	3	4	4	3	5	0	0	35		
10	McMillan, Jamelle	g	0-1	0-1	0-0	0	1	1	4	0	0	1	0	2	12		
01	Hawkins, Corey	f	1-3	1-2	0-0	1	6	7	0	3	2	0	0	1	12		
02	Dunson, Brandon	f	5-8	2-4	2-3	1	2	3	0	14	2	3	0	2	29		
13	Bachynski, Jordan	f	0-0	0-0	0-0	0	0	0	0	0	0	0	0	0	1		
15	Creekmur, Chanse	f	0-1	0-0	2-2	1	0	1	1	2	0	0	0	0	3		
21	King, Keala	f	0-0	0-0	0-2	0	0	0	0	0	0	0	0	0	4		
23	Pateev, Ruslan	f	5-8	0-0	0-1	1	4	5	2	10	1	0	4	0	28		
	Team					2	0	2									
	Totals		22-49	5-15	11-17	8	25	33	20	60	13	15	4	8	200		

FG % 1st Half:	11-32	34.4%	2nd half:	11-17	64.7%	Game:	22-49	44.9%	Deadball Rebound:	1
3FG % 1st Half:	1-8	12.5%	2nd half:	4-7	57.1%	Game:	5-15	33.3%		
FT % 1st Half:	5-9	55.6%	2nd half:	6-8	75.0%	Game:	11-17	64.7%		

Oregon 55 • 7-7, 0-2

#	Player	Total			3-Ptr			Rebounds			PF	TP	A	TO	Blk	Stl	Min
		FG-FGA	FG-FGA	FT-FTA	FG-FGA	FG-FGA	FT-FTA	Off	Def	Tot							
11	Armstead, Malcolm	f	2-8	0-2	0-1	2	1	3	2	4	4	2	0	5	29		
25	Singler, E.J.	f	5-13	1-4	8-8	3	6	9	3	19	0	2	0	34			
34	Catron, Joevan	c	3-6	0-0	5-7	2	3	5	4	11	1	6	0	1	27		
10	Loyd, Johnathan	g	0-2	0-0	0-0	0	2	2	4	0	2	1	0	1	17		
55	Strowbridge, Jay-R	g	2-7	0-4	0-0	1	0	1	3	4	2	0	0	1	27		
01	Fearn, Nicholas	f	0-0	0-0	0-0	0	3	3	1	0	0	0	0	0	4		
03	Sim, Garrett	f	1-6	1-4	2-2	1	1	2	1	5	0	0	0	0	20		
22	Williams, Teondre	f	3-4	2-2	0-0	1	1	2	1	8	0	2	0	1	18		
23	Jacob, Jeremy	f	1-7	0-0	0-2	3	4	7	0	2	0	0	0	1	19		
31	Nared, Tyrone	f	0-0	0-0	2-2	0	2	2	0	2	0	1	0	0	5		
	Team					0	0	0									
	Totals		17-53	4-16	17-22	13	23	36	19	55	9	14	2	10	200		

FG % 1st Half:	8-26	30.8%	2nd half:	9-27	33.3%	Game:	17-53	32.1%	Deadball Rebound:	3.1
3FG % 1st Half:	2-7	28.6%	2nd half:	2-9	22.2%	Game:	4-16	25.0%		
FT % 1st Half:	6-10	60.0%	2nd half:	11-12	91.7%	Game:	17-22	77.3%		

Officials: Dick Cartmell, Mike Littlewood, Larry Spaulding  
Technical fouls: Arizona State-Cain, Kyle, Oregon-None.  
Attendance: 7165

Score by periods	1st	2nd	Total
Arizona State	28	32	60
Oregon	24	31	55

	In	Off	2nd	Fast	Bench
Points	Paint	T/O	Chance	Break	
ASU	30	13	4	4	29
ORE	22	17	10	6	17

Last FG - ASU 2nd-00:33, ORE 2nd-03:29.  
Largest lead - ASU by 8 1st-14:35, ORE by 5 2nd-16:29.  
Score tied - 8 times.  
Lead changed - 8 times.

Oregon vs Washington  
01-06-11 5:30 p.m. at Seattle, Wash. - Hec Edmundson Pavilion

Oregon 69 • 7-8, 0-3

#	Player	Total			3-Ptr			Rebounds			PF	TP	A	TO	Blk	Stl	Min
		FG-FGA	FG-FGA	FT-FTA	FG-FGA	FG-FGA	FT-FTA	Off	Def	Tot							
23	Jacob, Jeremy	f	4-9	0-0	0-0	0	2	2	3	8	0	1	0	1	20		
25	Singler, E.J.	f	2-5	0-1	2-2	1	2	3	1	6	2	3	1	1	30		
34	Catron, Joevan	c	5-14	1-2	9-10	4	6	10	4	20	0	1	0	1	27		
03	Sim, Garrett	g	5-7	2-4	1-1	0	0	0	1	13	2	2	0	0	24		
10	Loyd, Johnathan	g	1-8	1-4	0-0	0	1	1	1	3	4	1	0	0	21		
01	Fearn, Nicholas	f	0-1	0-0	0-0	1	0	1	1	0	0	0	0	0	4		
02	Losli, Matt	f	0-0	0-0	0-0	0	0	0	0	0	0	1	0	0	2		
11	Armstead, Malcolm	f	0-4	0-1	0-0	0	2	2	1	0	3	3	0	1	15		
22	Williams, Teondre	f	2-4	1-2	2-2	1	2	3	0	7	2	1	1	0	21		
31	Nared, Tyrone	f	2-3	0-0	0-0	2	2	4	0	4	1	0	1	1	15		
55	Strowbridge, Jay-R	f	3-6	2-3	0-0	0	1	1	3	8	0	2	0	0	21		
	Team					1	3	4									
	Totals		24-61	7-17	14-15	10	21	31	15	69	14	15	3	5	200		

FG % 1st Half:	12-28	42.9%	2nd half:	12-33	36.4%	Game:	24-61	39.3%	Deadball Rebound:	1.2
3FG % 1st Half:	3-7	42.9%	2nd half:	4-10	40.0%	Game:	7-17	41.2%		
FT % 1st Half:	6-7	85.7%	2nd half:	8-8	100.0%	Game:	14-15	93.3%		

Washington 87 • 11-3, 3-0

#	Player	Total		
---	--------	-------	--	--

Southern California vs Oregon  
01-13-11 8:02 P.M. at Eugene, Ore. - Matthew Knight Arena

Southern California 62 • 10-7, 2-2

#	Player	Total			3-Ptr			Rebounds			PF	TP	A	TO	Blk	Stl	Min
		FG-FGA	FG-FGA	FT-FTA	FG-FGA	FG-FGA	FT-FTA	Off	Def	Tot							
05	Vucevic, Nikola	f	4-12	0-1	3-4	5	8	13	3	11	2	2	2	0	0	37	
43	Simmons, Marcus	f	1-3	0-0	3-4	2	1	3	2	5	1	2	0	1	22		
01	Stephenson, Alex	c	4-6	0-0	1-1	3	5	8	2	9	0	1	1	0	28		
02	Fontan, Jio	g	4-10	0-4	1-1	0	1	1	4	9	2	3	0	0	27		
10	Jones, Maurice	g	3-6	2-3	4-4	0	0	0	2	12	3	3	0	2	38		
14	Smith, Donte	g	5-12	3-8	0-0	0	1	1	2	13	0	1	0	1	29		
15	Jones, Bryce	g	1-4	1-2	0-0	0	1	1	1	3	1	1	0	0	10		
33	Jackson, Garrett	g	0-0	0-0	0-0	1	2	3	2	0	0	1	0	1	9		
Team																	
Totals			22-53	6-18	12-14	12	19	31	18	62	9	14	3	5	200		
FG % 1st Half:		11-27	40.7%	2nd half:		11-26	42.3%	Game:		22-53	41.5%	Deadball					
3FG % 1st Half:		4-9	44.4%	2nd half:		2-9	22.2%	Game:		6-18	33.3%	Rebound:				1.2	
FT % 1st Half:		0-0	0.0%	2nd half:		12-14	85.7%	Game:		12-14	85.7%						

Oregon 68 • 8-9, 1-4

#	Player	Total			3-Ptr			Rebounds			PF	TP	A	TO	Blk	Stl	Min
		FG-FGA	FG-FGA	FT-FTA	FG-FGA	FG-FGA	FT-FTA	Off	Def	Tot							
22	Williams, Teondre	f	3-8	1-3	0-0	0	2	2	1	7	0	2	0	1	24		
25	Singler, E.J.	f	1-6	1-3	7-11	3	4	7	1	10	2	1	0	2	32		
23	Jacob, Jeremy	c	0-2	0-0	0-0	1	3	4	1	0	0	1	0	0	11		
03	Sim, Garrett	g	3-8	1-3	1-1	3	0	3	2	8	1	0	0	0	26		
10	Loyd, Johnathan	g	4-11	0-4	4-5	2	3	5	3	12	1	3	0	3	28		
01	Fearn, Nicholas	g	0-0	0-0	0-0	0	3	3	2	0	0	0	0	0	10		
11	Armstead, Malcolm	g	5-8	0-2	1-2	0	2	2	2	11	3	2	0	1	25		
31	Nared, Tyrone	g	4-9	2-4	0-0	2	1	3	4	10	0	3	1	1	31		
55	Strowbridge, Jay-R	g	3-3	2-2	0-0	0	0	0	2	8	3	0	0	0	13		
99	Team		1-1	0-0	0-0	0	0	0	0	2	0	0	0	0	0		
Team																	
Totals			24-56	7-21	13-19	14	20	34	18	68	10	12	1	8	200		
FG % 1st Half:		13-33	39.4%	2nd half:		11-23	47.8%	Game:		24-56	42.9%	Deadball					
3FG % 1st Half:		4-13	30.8%	2nd half:		3-8	37.5%	Game:		7-21	33.3%	Rebound:				3	
FT % 1st Half:		2-2	100.0%	2nd half:		11-17	64.7%	Game:		13-19	68.4%						

Officials: David Hall, Frank Harvey III, Scott Twardoski  
Technical fouls: Southern California-Fontan, Jio, Oregon-Armstead, Malcolm.  
Attendance: 12364

Score by periods	1st	2nd	Total
Southern California	26	36	62
Oregon	32	36	68

Last FG - USC 2nd-04:34, ORE 2nd-09:05.  
Largest lead - USC by 2 1st-16:04, ORE by 20 2nd-11:52.

Score tied - 3 times.  
Lead changed - 2 times.

UCLA vs Oregon  
01-15-11 2:06 p.m. at Eugene, Ore. - Matthew Knight Arena

UCLA 67 • 11-6, 3-2

#	Player	Total			3-Ptr			Rebounds			PF	TP	A	TO	Blk	Stl	Min
		FG-FGA	FG-FGA	FT-FTA	FG-FGA	FG-FGA	FT-FTA	Off	Def	Tot							
22	Nelson, Reeves	f	0-0	0-0	0-0	1	2	3	5	0	1	4	0	0	15		
23	Honeycutt, Tyler	f	3-10	1-5	0-0	1	10	11	1	7	3	5	2	0	38		
21	Lane, Brendan	c	0-0	0-0	0-2	0	1	1	0	0	0	0	0	0	10		
03	Lee, Malcolm	g	7-13	3-9	1-2	3	3	6	1	18	1	1	0	1	38		
11	Jones, Lazeric	g	5-11	2-4	0-0	0	0	0	0	12	2	3	0	0	31		
00	Stover, Anthony	g	0-0	0-0	0-0	0	0	0	0	0	0	0	0	1	1		
01	Lamb, Tyler	g	0-2	0-1	0-0	0	2	2	1	0	1	1	0	1	11		
05	Anderson, Jerime	g	4-7	3-5	4-4	1	2	3	0	15	3	0	0	1	32		
34	Smith, Joshua	g	6-7	0-0	3-5	5	4	9	3	15	0	4	1	0	24		
Team																	
Totals			25-50	9-24	8-13	12	25	37	11	67	11	18	3	4	200		
FG % 1st Half:		10-23	43.5%	2nd half:		15-27	55.6%	Game:		25-50	50.0%	Deadball					
3FG % 1st Half:		3-9	33.3%	2nd half:		6-15	40.0%	Game:		9-24	37.5%	Rebound:				1.1	
FT % 1st Half:		1-4	25.0%	2nd half:		7-9	77.8%	Game:		8-13	61.5%						

Oregon 59 • 8-10, 1-5

#	Player	Total			3-Ptr			Rebounds			PF	TP	A	TO	Blk	Stl	Min
		FG-FGA	FG-FGA	FT-FTA	FG-FGA	FG-FGA	FT-FTA	Off	Def	Tot							
22	Williams, Teondre	f	0-1	0-1	0-0	0	0	0	1	0	0	2	0	1	10		
25	Singler, E.J.	f	4-8	1-3	6-6	1	3	4	2	15	2	3	0	0	35		
23	Jacob, Jeremy	c	6-11	0-0	0-0	0	3	3	3	12	1	1	1	2	17		
03	Sim, Garrett	g	2-6	2-3	0-0	1	1	2	1	6	2	0	0	3	27		
10	Loyd, Johnathan	g	1-9	1-3	0-0	0	1	1	1	3	5	1	0	0	32		
01	Fearn, Nicholas	g	0-1	0-1	0-0	0	0	0	0	0	0	0	0	1	4		
11	Armstead, Malcolm	g	4-10	1-2	0-0	3	2	5	3	9	2	0	0	1	24		
31	Nared, Tyrone	g	4-10	0-2	1-2	4	4	8	4	9	0	2	2	1	24		
55	Strowbridge, Jay-R	g	2-5	1-2	0-0	1	2	3	1	5	1	0	0	1	27		
Team																	
Totals			23-61	6-17	7-8	13	17	30	16	59	13	11	3	10	200		
FG % 1st Half:		12-33	36.4%	2nd half:		11-28	39.3%	Game:		23-61	37.7%	Deadball					
3FG % 1st Half:		3-7	42.9%	2nd half:		3-10	30.0%	Game:		6-17	35.3%	Rebound:				0	
FT % 1st Half:		0-0	0.0%	2nd half:		7-8	87.5%	Game:		7-8	87.5%						

Officials: Don McAllister, Gregory Nixon, Mike Scyphers  
Technical fouls: UCLA-Smith, Joshua, Oregon-None.  
Attendance: 11089

Score by periods	1st	2nd	Total
UCLA	24	43	67
Oregon	27	32	59

Last FG - UCLA 2nd-01:51, ORE 2nd-02:21.  
Largest lead - UCLA by 8 2nd-02:29, ORE by 12 1st-05:54.

Score tied - 4 times.  
Lead changed - 5 times.

Oregon vs Oregon State  
01-22-11 3:00 PM at Corvallis, Ore. - Gill Coliseum

Oregon 63 • 9-10, 2-5

#	Player	Total			3-Ptr			Rebounds			PF	TP	A	TO	Blk	Stl	Min
		FG-FGA	FG-FGA	FT-FTA	FG-FGA	FG-FGA	FT-FTA	Off	Def	Tot							
25	Singler, E.J.	f	5-14	4-7	2-4	1	5	6	4	16	2	2	1	1	35		
31	Nared, Tyrone	f	1-1	0-0	0-0	0	4	4	1	2	2	2	0	0	18		
34	Catron, Joevan	f	3-4	0-0	2-3	0	6	6	2	8	1	4	0	0	30		
03	Sim, Garrett	g	6-10	3-7	0-0	1	2	3	2	15	2	2	0	0	27		
10	Loyd, Johnathan	g	1-3	0-1	0-1	0	2	2	1	2	6	3	0	1	26		
01	Fearn, Nicholas	g	0-0	0-0	0-0	0	0	0	0	0	1	0	0	0	6		
11	Armstead, Malcolm	g	0-3	0-1	0-0	1	2	3	1	0	2	0	0	2	24		
22	Williams, Teondre	g	2-4	1-3	0-0	2	1	3	1	5	1	1	1	0	10		
55	Strowbridge, Jay-R	g	6-9	1-4	2-3	0	2	2	3	15	1	1	0	0	24		
Team																	
Totals			24-48	9-23	6-11	5	25	30	15	63	18	15	2	4	200		
FG % 1st Half:		13-27	48.1%	2nd half:		11-21	52.4%	Game:		24-48	50.0%	Deadball					
3FG % 1st Half:		5-15	33.3%	2nd half:		4-8	50.0%	Game:		9-23	39.1%	Rebound:				1	
FT % 1st Half:		2-3	66.7%	2nd half:		4-8	50.0%	Game:		6-11	54.5%						

Oregon State 59 • 8-10, 3-4

#	Player	Total			3-Ptr			Rebounds			PF	TP	A	TO	Blk	Stl	Min
		FG-FGA	FG-FGA	FT-FTA	FG-FGA	FG-FGA	FT-FTA	Off	Def	Tot							
24	Johnson, Omari	f	2-3	0-1	0-0	0	0	0	0	4	0	0	0	0	15		
44	Collier, Devon	f	2-3	0-0	4-4	1	2	3	1	8	1	1	1	0	26		
12	Brandt, Angus	c	2-3	0-0	1-4	1	0	1	2	5	0	0	0	0	17		
01	Cunningham, Jared	g	2-7	1-4	4-4	1	5	6	4	9	5	0	0	2	29		
55	Nelson, Roberto	g	5-14	1-6	0-0	1	2	3	2	11	1	3	0				

**Oregon vs California**  
01-29-11 3 p.m. at Berkeley, Calif. - Haas Pavilion

**Oregon 77 • 10-11, 3-6**

#	Player	Total			3-Ptr			Rebounds			PF	TP	A	TO	Blk	Stl	Min
		FG-FGA	FG-FGA	FT-FTA	FG-FGA	FG-FGA	FT-FTA	Off	Def	Tot							
25	Singler, E.J.	f	1-8	0-6	0-0	0	3	3	3	2	1	2	0	3	33		
34	Catron, Jovean	f	6-11	1-3	9-13	2	6	8	4	22	5	1	0	1	30		
31	Nared, Tyrone	c	4-6	1-2	5-8	5	5	10	4	14	0	1	0	1	32		
03	Sim, Garrett	g	3-8	2-5	0-0	0	1	1	2	8	1	1	0	0	28		
10	Loyd, Johnathan	g	0-1	0-0	0-0	0	0	0	3	0	1	0	0	0	9		
01	Fearn, Nicholas	g	0-0	0-0	0-0	0	0	0	0	0	1	0	0	0	1		
11	Armstead, Malcolm	g	7-9	2-3	0-1	1	0	1	4	16	6	2	0	1	27		
22	Williams, Teondre	g	1-2	1-1	0-0	0	0	0	2	3	0	2	1	0	8		
23	Jacob, Jeremy	g	1-4	0-0	1-2	1	0	1	4	3	0	1	1	0	12		
55	Strowbridge, Jay-R	g	3-9	1-6	2-2	2	0	2	4	9	2	1	0	0	20		
Team						3	0	3									
Totals			26-58	8-26	17-26	14	15	29	30	77	16	12	2	6	200		

FG % 1st Half: 11-28 39.3% 2nd half: 15-30 50.0% Game: 26-58 44.8% Deadball  
 3FG % 1st Half: 3-10 30.0% 2nd half: 5-16 31.3% Game: 8-26 30.8% Rebound:  
 FT % 1st Half: 10-16 62.5% 2nd half: 7-10 70.0% Game: 17-26 65.4% 6

**California 85 • 12-9, 5-4**

#	Player	Total			3-Ptr			Rebounds			PF	TP	A	TO	Blk	Stl	Min
		FG-FGA	FG-FGA	FT-FTA	FG-FGA	FG-FGA	FT-FTA	Off	Def	Tot							
22	KAMP, Harper	f	4-7	0-0	5-6	3	2	5	4	13	2	0	0	0	26		
10	SANDERS-FRISON, Mark	c	6-7	0-0	6-9	2	4	6	3	18	1	1	1	0	27		
02	GUTIERREZ, Jorge	g	2-11	2-5	11-14	2	3	5	2	17	5	3	0	0	38		
12	SMITH, Brandon	g	2-5	1-2	1-2	2	1	3	2	6	5	4	0	1	36		
23	CRABBE, Allen	g	5-12	3-6	5-7	1	6	7	2	18	3	5	0	2	38		
15	BAK, Bak	g	1-3	0-0	1-1	2	3	5	3	3	0	0	0	1	15		
21	POWERS, Jeff	g	1-1	1-1	0-0	0	0	0	0	3	0	0	0	0	2		
25	SOLOMON, Richard	g	2-3	0-0	1-2	2	2	4	3	5	0	1	0	0	12		
31	MURRAY, Emerson	g	1-1	0-0	0-0	0	0	0	0	2	1	1	0	0	6		
Team						1	0	1									
Totals			24-50	7-14	30-41	15	21	36	19	85	17	15	1	4	200		

FG % 1st Half: 15-24 62.5% 2nd half: 9-26 34.6% Game: 24-50 48.0% Deadball  
 3FG % 1st Half: 6-9 66.7% 2nd half: 1-5 20.0% Game: 7-14 50.0% Rebound:  
 FT % 1st Half: 11-18 61.1% 2nd half: 19-23 82.6% Game: 30-41 73.2% 7

Officials: Bruce Hicks, Scott Twardoski, Kurt Walker  
 Technical fouls: Oregon-None. California-None.  
 Attendance: 8629

Score by periods	1st	2nd	Total
Oregon	35	42	77
California	47	38	85

Points	In	Off	2nd	Fast	Bench
ORE	20	14	12	4	31
CAL	30	12	18	9	13

Last FG - ORE 2nd-00:21, CAL 2nd-00:32.  
 Largest lead - ORE by 2 1st-19:50, CAL by 18 1st-11:51.

Score tied - 1 time.  
 Lead changed - 1 time.

**Washington State vs Oregon**  
02-03-11 6:06 p.m. at Eugene, Ore. - Matthew Knight Arena

**Washington State 43 • 15-7, 5-5**

#	Player	Total			3-Ptr			Rebounds			PF	TP	A	TO	Blk	Stl	Min
		FG-FGA	FG-FGA	FT-FTA	FG-FGA	FG-FGA	FT-FTA	Off	Def	Tot							
01	Thompson, Klay	f	4-13	2-8	2-2	0	4	4	3	12	3	6	1	1	35		
31	Lodwick, Abe	f	1-1	0-0	0-0	1	2	3	2	2	0	1	0	0	23		
23	Casto, DeAngelo	c	1-5	0-0	1-1	3	4	7	3	3	0	1	0	1	24		
00	Capers, Marcus	g	3-7	0-0	0-0	3	3	6	3	6	2	2	0	0	25		
03	Moore, Reggie	g	2-8	0-3	6-8	1	3	4	2	10	2	2	1	1	33		
05	Dilorio, Will	g	0-1	0-1	0-0	0	1	1	1	0	0	0	0	0	3		
11	Aden, Faisal	g	2-10	2-6	0-0	0	2	2	1	6	1	2	0	0	21		
12	Motum, Brock	g	1-3	0-1	2-2	0	1	1	1	4	0	1	0	0	17		
13	Bjornstad, Steven	g	0-0	0-0	0-0	0	0	0	0	0	0	0	0	0	1		
22	Loewen, Ben	g	0-1	0-1	0-0	0	0	0	0	0	0	0	0	0	3		
25	Winston, Jr., Dre'	g	0-0	0-0	0-0	0	0	0	0	0	0	0	0	0	1		
40	Enquist, Charlie	g	0-0	0-0	0-0	0	0	0	0	0	0	0	0	1	5		
44	Simon, Patrick	g	0-5	0-5	0-0	0	0	0	0	0	0	0	0	0	9		
Team						1	1	2									
Totals			14-54	4-25	11-13	9	21	30	16	43	8	15	2	4	200		

FG % 1st Half: 6-28 21.4% 2nd half: 8-26 30.8% Game: 14-54 25.9% Deadball  
 3FG % 1st Half: 3-15 20.0% 2nd half: 1-10 10.0% Game: 4-25 16.0% Rebound:  
 FT % 1st Half: 8-10 80.0% 2nd half: 3-3 100.0% Game: 11-13 84.6% 4.2

**Oregon 69 • 11-11, 4-6**

#	Player	Total			3-Ptr			Rebounds			PF	TP	A	TO	Blk	Stl	Min
		FG-FGA	FG-FGA	FT-FTA	FG-FGA	FG-FGA	FT-FTA	Off	Def	Tot							
25	Singler, E.J.	f	4-9	0-3	2-3	4	2	6	2	10	1	1	0	0	27		
34	Catron, Jovean	f	7-12	2-5	1-2	1	8	9	1	17	3	1	0	1	29		
31	Nared, Tyrone	c	1-3	0-1	0-0	1	1	2	5	2	1	3	2	0	24		
03	Sim, Garrett	g	3-6	3-5	4-4	1	2	3	1	13	4	1	0	1	28		
10	Loyd, Johnathan	g	0-3	0-0	4-4	0	6	6	2	4	3	0	0	2	17		
01	Fearn, Nicholas	g	0-0	0-0	0-0	0	2	2	2	0	0	1	0	0	5		
02	Losil, Matt	g	0-0	0-0	0-0	0	1	1	0	0	0	0	0	0	1		
04	Lucenti, Nicholas	g	0-0	0-0	0-0	0	0	0	0	0	0	0	0	0	1		
11	Armstead, Malcolm	g	3-10	1-3	1-1	0	1	1	2	8	3	2	0	5	24		
12	Seiferth, Martin	g	0-0	0-0	0-0	0	0	0	0	0	0	0	0	0	1		
22	Williams, Teondre	g	0-2	0-1	0-0	1	3	4	0	0	0	0	0	0	16		
55	Strowbridge, Jay-R	g	6-11	3-5	0-0	1	1	2	2	15	2	3	0	0	27		
Team						1	2	3									
Totals			24-56	9-23	12-14	10	29	39	17	69	17	12	2	9	200		

FG % 1st Half: 13-29 44.8% 2nd half: 11-27 40.7% Game: 24-56 42.9% Deadball  
 3FG % 1st Half: 4-12 33.3% 2nd half: 5-11 45.5% Game: 9-23 39.1% Rebound:  
 FT % 1st Half: 3-4 75.0% 2nd half: 9-10 90.0% Game: 12-14 85.7% 1

Officials: Jim Giron, Michael Irving, Tom Wood  
 Technical fouls: Washington State-None. Oregon-None.  
 Attendance: 10017

Score by periods	1st	2nd	Total
Washington State	23	20	43
Oregon	33	36	69

Points	In	Off	2nd	Fast	Bench
WSU	16	9	6	2	10
ORE	10	14	10	2	23

Last FG - WSU 2nd-03:27, ORE 2nd-03:44.  
 Largest lead - WSU None, ORE by 29 2nd-09:45.

Score tied - 0 times.  
 Lead changed - 0 times.

**Washington vs Oregon**  
02-05-11 1:06 p.m. at Eugene, Ore. - Matthew Knight Arena

**Washington 76 • 15-7, 4-4**

#	Player	Total			3-Ptr			Rebounds			PF	TP	A	TO	Blk	Stl	Min
		FG-FGA	FG-FGA	FT-FTA	FG-FGA	FG-FGA	FT-FTA	Off	Def	Tot							
11	Bryan-Amaning, Matt	f	10-16	0-0	1-3	2	3	5	2	21	0	2	1	1	34		
22	Holiday, Justin	f	6-8	4-6	0-0	1	4	5	2	16	5	3	0	0	36		
05	N'Diaye, Aziz	c	2-2	0-0	1-2	4	5	9	2	5	0	1	0	0	19		
02	Thomas, Isaiah	g	5-10	1-5	2-2	0	5	5	3	13	6	2	0	0	33		
15	Suggs, Scott	g	1-5	1-4	0-0	0	4	4	2	3	4	2	0	0	21		
01	Overton, Venoy	g	1-3	0-0	1-4	0	2	2	3	3	2	4	0	0	14		
23	Wilcox, C.J.	g	1-4	1-3	0-0	0	1	1	0	3	1	0	0	0	12		
31	Ross, Terrence	g	4-10	4-9	0-0	0	2	2	3	12	0	0	1	1	26		
44	Gant, Darnell	g	0-1	0-0	0-0	1	1	2	0	0	1	1	0	0	5		
Team						0	0	0									
Totals			30-59	11-27	5-11	8	27	35	17	76	19	15	5	2	200		

FG % 1st Half: 14-27 51.9% 2nd half: 16-32 50.0% Game: 30-59 50.8% Deadball  
 3FG % 1st Half: 5-12 41.7% 2nd half: 6-15 40.0% Game: 11-27 40.7% Rebound:  
 FT % 1st Half: 1-4 25.0% 2nd half: 4-7 57.1% Game: 5-11 45.5% 4

**Oregon 81 • 12-11, 5-6**

#	Player	Total			3-Ptr			Rebounds			PF	TP	A	TO	Blk	Stl	Min
		FG-FGA	FG-FGA	FT-FTA	FG-FGA	FG-FGA	FT-FTA	Off	Def	Tot							
25	Singler, E.J.	f	4-10	3-7	5-5	2	2	4	3	16	5	2	0	1	31		
34	Catron, Jovean	f	8-14	0-0	4-7	1	8	9	4	20	2	3	0	3	33		
31	Nared, Tyrone	c	4-7	1-2	5-6	2	4	6	1	14	1	0	1	0	30		
03	Sim, Garrett	g	2-3	1-2	0-0	0	1	1	2	5	4	0	0	0	20		
10	Loyd, Johnathan	g	1-4	0-2	2-2	1	0	1	0	4	2	1	0	0	17		
11	Armstead, Malcolm	g	4-11	0-2	0-0	1	1	2	2	8	5	1	0	5	32		
22	Williams, Teondre	g	0-3	0-1	2-2	0	3	3	0	2	1	0	1	0	10		
55	Strowbridge, Jay-R	g	5-10	1-5	1-1	0	2	2	2	12	1	1	0	0	27		
Team						2	1	3									
Totals			28-62	6-21	19-23												

Oregon vs USC

02-12-11 7:30 p.m. at Los Angeles, Calif. - Galen Center

Oregon 61 • 13-12, 6-7

#	Player	Total			3-Ptr			Rebounds			PF	TP	A	TO	Blk	Stl	Min
		FG-FGA	FG-FGA	FT-FTA	FG-FGA	FG-FGA	FT-FTA	Off	Def	Tot							
25	Singler, E.J.	f	4-8	3-4	0-0	3	3	6	3	11	0	3	0	0	0	32	
31	Nared, Tyrone	f	3-4	1-2	0-0	0	2	2	3	7	0	0	1	1	21		
34	Catron, Joevan	f	4-10	1-3	0-0	1	6	7	3	9	0	1	0	2	31		
03	Sim, Garrett	g	2-5	1-3	0-0	0	6	6	0	5	3	1	0	1	27		
10	Loyd, Johnathan	g	2-5	1-2	0-0	0	5	5	2	5	1	2	0	2	14		
01	Fearn, Nicholas	g	0-0	0-0	0-0	0	0	0	0	0	0	0	0	0	2		
11	Armstead, Malcolm	g	5-9	1-1	3-4	2	0	2	4	14	5	4	0	0	30		
22	Williams, Teondre	g	2-4	0-1	0-0	2	1	3	0	4	0	1	0	0	8		
23	Jacob, Jeremy	g	0-3	0-0	0-0	0	0	0	0	0	0	0	0	0	7		
55	Strowbridge, Jay-R	g	1-7	1-5	3-4	1	2	3	1	6	0	0	0	1	28		
Team						0			0			1					
Totals			23-55	9-21	6-8	9	25	34	16	61	9	13	1	7	200		

FG % 1st Half: 9-27 33.3% 2nd half: 14-28 50.0% Game: 23-55 41.8% Deadball Rebound: 1.4  
 3FG % 1st Half: 4-10 40.0% 2nd half: 5-11 45.5% Game: 9-21 42.9%  
 FT % 1st Half: 3-4 75.0% 2nd half: 3-4 75.0% Game: 6-8 75.0%

USC 51 • 13-12, 5-7

#	Player	Total			3-Ptr			Rebounds			PF	TP	A	TO	Blk	Stl	Min
		FG-FGA	FG-FGA	FT-FTA	FG-FGA	FG-FGA	FT-FTA	Off	Def	Tot							
01	Stepheson, Alex	f	1-3	0-0	1-3	3	4	7	2	3	0	0	1	0	20		
05	Vucevic, Nikola	f	11-22	0-3	0-1	7	9	16	3	22	1	3	0	2	39		
43	Simmons, Marcus	f	0-2	0-0	0-0	0	0	0	3	0	0	0	1	0	16		
02	Fontan, Jio	g	1-5	0-1	2-2	0	3	3	4	4	6	4	0	0	38		
10	Jones, Maurice	g	3-10	2-5	1-4	0	0	0	0	9	6	1	0	3	38		
14	Smith, Donte	g	3-10	1-8	2-2	0	1	1	2	9	1	2	0	0	31		
33	Jackson, Garrett	g	2-5	0-2	0-0	1	0	1	0	4	1	2	0	0	18		
Team						0			4			4					
Totals			21-57	3-19	6-12	11	21	32	14	51	15	12	2	5	200		

FG % 1st Half: 8-31 25.8% 2nd half: 13-26 50.0% Game: 21-57 36.8% Deadball Rebound: 2.3  
 3FG % 1st Half: 1-9 11.1% 2nd half: 2-10 20.0% Game: 3-19 15.8%  
 FT % 1st Half: 2-2 100.0% 2nd half: 4-10 40.0% Game: 6-12 50.0%

Officials: Chris Rastatter, Michael Greenstein, Gregory Nixon  
 Technical fouls: Oregon-None. USC-None.  
 Attendance: 4421

Score by periods	1st	2nd	Total
Oregon	25	36	61
USC	19	32	51

	In	Off	2nd	Fast	Bench
Points	Paint	T/O	Chance	Break	
Oregon	22	11	5	0	24
USC	30	8	4	4	13

Last FG - ORE 2nd-02:10, USC 2nd-00:25.  
 Largest lead - ORE by 15 2nd-06:29, USC by 2 1st-19:36.

Score tied - 2 times.  
 Lead changed - 1 time.

Oregon State vs Oregon

02-19-11 1:05 p.m. at Eugene, Ore. - Matthew Knight Arena

Oregon State 63 • 9-16, 4-10

#	Player	Total			3-Ptr			Rebounds			PF	TP	A	TO	Blk	Stl	Min
		FG-FGA	FG-FGA	FT-FTA	FG-FGA	FG-FGA	FT-FTA	Off	Def	Tot							
24	Johnson, Omari	f	0-2	0-1	0-0	0	1	1	1	0	0	0	0	0	0	14	
44	Collier, Devon	f	2-3	0-0	3-3	4	1	5	2	7	0	1	0	0	17		
12	Brandt, Angus	c	0-2	0-1	0-0	0	1	1	2	0	1	0	1	0	12		
01	Cunningham, Jared	g	2-7	0-2	5-5	1	2	3	4	9	0	4	0	0	20		
03	Starks, Ahmad	g	4-11	0-4	0-0	1	1	2	0	8	1	3	0	2	28		
00	McShane, Kevin	g	0-0	0-0	1-2	2	1	3	2	1	0	1	0	0	12		
04	Brown, Chris	g	0-0	0-0	0-0	0	0	0	2	0	0	0	0	0	3		
11	Burton, Joe	g	2-6	0-0	2-2	4	4	8	3	6	0	3	0	2	23		
22	Haynes, Calvin	g	3-9	0-3	1-2	0	2	2	1	7	1	2	0	0	23		
30	Deane, Daniel	g	2-3	0-1	1-1	0	5	5	2	5	0	1	1	0	8		
34	Wallace, Lathen	g	5-9	4-7	3-4	0	0	0	1	17	1	1	0	0	24		
41	Jones, Daniel	g	0-0	0-0	0-0	0	0	0	0	0	0	0	0	0	1		
55	Nelson, Roberto	g	0-2	0-2	3-4	2	1	3	3	3	3	3	0	0	15		
Team						1			1			2					
Totals			20-54	4-21	19-23	15	20	35	23	63	7	19	2	4	200		

FG % 1st Half: 9-27 33.3% 2nd half: 11-27 40.7% Game: 20-54 37.0% Deadball Rebound: 1.1  
 3FG % 1st Half: 1-10 10.0% 2nd half: 3-11 27.3% Game: 4-21 19.0%  
 FT % 1st Half: 10-11 90.9% 2nd half: 9-12 75.0% Game: 19-23 82.6%

Oregon 82 • 14-12, 7-7

#	Player	Total			3-Ptr			Rebounds			PF	TP	A	TO	Blk	Stl	Min
		FG-FGA	FG-FGA	FT-FTA	FG-FGA	FG-FGA	FT-FTA	Off	Def	Tot							
25	Singler, E.J.	f	4-8	2-4	3-3	0	7	7	2	13	2	2	1	3	34		
34	Catron, Joevan	f	2-7	0-1	9-12	2	4	6	2	13	1	0	0	1	30		
31	Nared, Tyrone	c	1-3	1-2	0-0	0	1	1	2	3	0	0	2	1	25		
03	Sim, Garrett	g	2-9	0-5	4-5	2	2	4	2	8	2	0	0	1	21		
10	Loyd, Johnathan	g	1-1	1-1	0-0	0	2	2	2	3	0	5	0	0	14		
01	Fearn, Nicholas	g	0-0	0-0	0-0	0	0	0	0	0	0	0	0	0	3		
02	Losil, Matt	g	0-0	0-0	0-0	0	0	0	0	0	0	0	0	0	0+		
04	Lucenti, Nicholas	g	0-0	0-0	0-0	0	0	0	0	0	0	0	0	0	0+		
11	Armstead, Malcolm	g	3-5	1-1	2-2	0	1	1	4	9	13	2	0	2	24		
12	Seiferth, Martin	g	0-0	0-0	1-2	0	0	0	1	1	0	0	0	0	0+		
22	Williams, Teondre	g	2-5	2-3	0-0	0	1	1	0	6	0	0	0	0	15		
55	Strowbridge, Jay-R	g	10-16	6-9	0-0	3	1	4	3	26	1	2	1	0	34		
Team						1			2			2					
Totals			25-54	13-26	19-24	8	20	28	18	82	19	11	4	8	200		

FG % 1st Half: 13-29 44.8% 2nd half: 12-25 48.0% Game: 25-54 46.3% Deadball Rebound: 5.2  
 3FG % 1st Half: 6-15 40.0% 2nd half: 7-11 63.6% Game: 13-26 50.0%  
 FT % 1st Half: 10-13 76.9% 2nd half: 9-11 81.8% Game: 19-24 79.2%

Officials: Ken Ditty, Michael Eggers, Milt Stowe  
 Technical fouls: Oregon State-None. Oregon-None.  
 Attendance: 12369

Score by periods	1st	2nd	Total
Oregon State	29	34	63
Oregon	42	40	82

	In	Off	2nd	Fast	Bench
Points	Paint	T/O	Chance	Break	
Oregon State	18	13	16	0	39
Oregon	18	24	7	6	42

Last FG - OSU 2nd-02:05, ORE 2nd-01:35.  
 Largest lead - OSU by 4 1st-15:18, ORE by 24 2nd-06:10.

Score tied - 2 times.  
 Lead changed - 3 times.

California vs Oregon

02-24-11 6:06 p.m. at Eugene, Ore. - Matthew Knight Arena

California 81 • 15-13, 8-8

#	Player	Total			3-Ptr			Rebounds			PF	TP	A	TO	Blk	Stl	Min
		FG-FGA	FG-FGA	FT-FTA	FG-FGA	FG-FGA	FT-FTA	Off	Def	Tot							
22	KAMP, Harper	f	4-8	0-0	1-2	1	4	5	1	9	2	3	0	0	32		
23	CRABBE, Allen	f	6-13	4-8	3-4	1	2	3	0	19	3	1	0	1	38		
10	SANDERS-FRISON, Mark	c	2-4	0-0	2-2	2	4	6	4	6	2	0	0	0	30		
02	GUTIERREZ, Jorge	g	8-13	2-6	5-5	0	3	3	3	23	5	3	0	1	37		
12	SMITH, Brandon	g	5-6	4-5	4-4	0	1	1	1	18	6	2	0	3	40		
15	BAK, Bak	g	1-2	0-0	0-0	0	1	1	0	2	0	0	0	0	4		
21	POWERS, Jeff	g	0-1	0-1	0-0	0	0	0	0	0	0	0	0	0	2		
25	SOLOMON, Richard	g	2-4	0-0	0-2	1	3	4	3	4	1	2	1	1	14		
31	MURRAY, Emerson	g	0-0	0-0	0-0	1	1	2	0	0	1	0	0	0	3		
Team						0			4			4					
Totals			28-51	10-20	15-19	6	23	29	12	81	19	12	1	6	200		

FG % 1st Half: 13-27 48.1% 2nd half: 15-24 62.5% Game: 28-51 54.9% Deadball Rebound: 1.1  
 3FG % 1st Half: 5-11 45.5% 2nd half: 5-9 55.6% Game: 10-20 50.0%  
 FT % 1st Half: 3-3 100.0% 2nd half: 12-16 75.0% Game: 15-19 78.9%

Oregon 71 • 14-13, 7-8

#	Player	Total			3-Ptr			Rebounds			PF	TP	A	TO	Blk	Stl	Min
		FG-FGA	FG-FGA	FT-FTA	FG-FGA	FG-FGA	FT-FTA	Off	Def	Tot							
25	Singler, E.J.	f	5-9	1-3	0-0	0	2	2	3	11	2	2	0	0	32		

**GAME 1 • VANDERBILT**

**OREGON MEN'S BASKETBALL**

**Oregon vs Arizona State**  
03-03-11 6:30 P.M. MT at Tempe, Ariz. - Wells Fargo Arena

**Oregon 53 • 14-15, 7-10**

#	Player	Total		3-Ptr		Rebounds			PF	TP	A	TO	Blk	Stl	Min	
		FG-FGA	FG-FGA	FT-FTA	Off	Def	Tot									
25	Singler, E.J.	f	2-8	2-6	2-2	2	8	10	2	8	2	3	1	1	31	
31	Nared, Tyrone	f	1-3	0-0	1-1	3	1	4	3	3	0	1	1	0	22	
34	Catron, Joevan	f	1-8	0-1	3-8	3	4	7	3	5	0	4	0	2	23	
03	Sim, Garrett	g	4-7	2-4	0-0	0	1	1	1	10	4	3	0	0	29	
10	Loyd, Johnathan	g	0-2	0-1	0-0	1	1	2	2	0	4	1	0	0	15	
01	Fearn, Nicholas	g	0-0	0-0	0-0	0	1	1	0	0	0	0	0	0	3	
11	Armstead, Malcolm	g	2-6	1-3	2-4	2	4	6	4	7	2	1	0	3	31	
22	Williams, Teondre	g	1-4	1-3	0-0	0	1	1	0	3	0	1	1	2	19	
55	Strowbridge, Jay-R	g	5-16	4-11	3-4	1	2	3	1	17	0	1	0	0	27	
Team																
Totals			16-54	10-29	11-19	14	23	37	16	53	12	16	3	8	200	

FG % 1st Half: 8-26 30.8% 2nd half: 8-28 28.6% Game: 16-54 29.6%  
3FG % 1st Half: 6-15 40.0% 2nd half: 4-14 28.6% Game: 10-29 34.5%  
FT % 1st Half: 4-8 50.0% 2nd half: 7-11 63.6% Game: 11-19 57.9%

**Arizona State 73 • 11-18, 3-14**

#	Player	Total		3-Ptr		Rebounds			PF	TP	A	TO	Blk	Stl	Min	
		FG-FGA	FG-FGA	FT-FTA	Off	Def	Tot									
05	Cain, Kyle	f	4-5	0-0	0-0	3	5	8	4	8	0	1	1	0	18	
03	Abbott, Ty	g	7-14	6-12	2-3	0	4	4	1	22	5	1	0	1	38	
10	McMillan, Jamelle	g	3-6	3-6	2-2	0	0	0	3	11	6	2	0	3	36	
15	Creekmur, Chanse	g	0-1	0-1	0-0	0	0	0	2	0	1	1	0	0	10	
24	Lockett, Trent	g	3-5	0-1	1-3	0	4	4	2	7	3	5	2	1	27	
00	Felix, Carrick	g	0-1	0-0	0-0	1	0	1	1	0	0	1	1	0	6	
01	Hawkins, Corey	g	0-0	0-0	0-0	0	1	1	0	0	1	0	0	0	2	
13	Bachynski, Jordan	g	1-3	0-0	0-0	2	4	6	1	2	0	0	1	0	6	
21	King, Keala	g	0-2	0-1	1-2	2	1	3	0	1	3	2	0	1	10	
23	Pateev, Ruslan	g	0-1	0-0	0-0	0	4	4	1	0	1	2	1	1	16	
30	Kuksiks, Rihards	g	7-15	7-15	1-2	0	4	4	3	22	2	1	0	0	31	
Team																
Totals			25-53	16-36	7-12	10	27	37	18	73	22	16	6	7	200	

FG % 1st Half: 13-31 41.9% 2nd half: 12-22 54.5% Game: 25-53 47.2%  
3FG % 1st Half: 8-23 34.8% 2nd half: 8-13 61.5% Game: 16-36 44.4%  
FT % 1st Half: 4-5 80.0% 2nd half: 3-7 42.9% Game: 7-12 58.3%

Officials: Tony Padilla, Glen Mayberry, Deron White  
Technical fouls: Oregon-None. Arizona State-Abbott, Ty.  
Attendance: 5544

Score by periods	1st	2nd	Total
Oregon	26	27	53
Arizona State	38	35	73

Last FG - ORE 2nd-00:56, ASU 2nd-00:44.  
Largest lead - ORE None, ASU by 20 2nd-01:13.

Score tied - 0 times.  
Lead changed - 0 times.

**Oregon vs Arizona**  
03-05-11 12 p.m. at Tucson, Ariz. - McKale Center

**Oregon 82 • 14-16, 7-11**

#	Player	Total		3-Ptr		Rebounds			PF	TP	A	TO	Blk	Stl	Min	
		FG-FGA	FG-FGA	FT-FTA	Off	Def	Tot									
25	Singler, E.J.	f	1-4	0-1	2-2	1	7	8	2	4	2	1	0	1	33	
31	Nared, Tyrone	f	2-2	0-0	1-2	2	2	4	3	5	0	0	0	0	25	
34	Catron, Joevan	f	9-15	4-7	6-10	0	4	4	5	28	2	1	0	2	24	
03	Sim, Garrett	g	6-11	2-6	0-0	0	0	0	1	14	1	0	0	0	35	
11	Armstead, Malcolm	g	5-10	0-3	2-2	0	2	2	3	12	11	3	0	2	34	
01	Fearn, Nicholas	g	0-1	0-0	0-0	0	0	0	0	1	0	0	0	0	4	
10	Loyd, Johnathan	g	2-3	0-1	0-0	0	2	2	2	4	3	0	0	0	11	
22	Williams, Teondre	g	3-3	2-2	0-0	0	0	0	0	8	0	0	0	1	10	
55	Strowbridge, Jay-R	g	2-9	1-4	2-2	1	1	2	1	7	1	1	0	1	24	
Team																
Totals			30-58	9-24	13-18	4	19	23	18	82	20	7	0	7	200	

FG % 1st Half: 10-27 37.0% 2nd half: 20-31 64.5% Game: 30-58 51.7%  
3FG % 1st Half: 5-14 35.7% 2nd half: 4-10 40.0% Game: 9-24 37.5%  
FT % 1st Half: 7-10 70.0% 2nd half: 6-8 75.0% Game: 13-18 72.2%

**Arizona 90 • 25-6, 14-4**

#	Player	Total		3-Ptr		Rebounds			PF	TP	A	TO	Blk	Stl	Min	
		FG-FGA	FG-FGA	FT-FTA	Off	Def	Tot									
23	Williams, Derrick	f	5-7	1-2	3-4	1	4	5	4	14	2	3	0	1	22	
42	Horne, Jamelle	f	3-5	2-3	2-2	0	1	1	3	10	1	0	0	0	20	
44	Hill, Solomon	f	6-10	0-3	2-4	1	3	4	2	14	2	0	1	0	27	
12	Jones, Lamont	g	3-7	0-3	1-2	0	3	3	1	7	4	1	0	1	29	
21	Fogg, Kyle	g	4-7	4-7	8-8	0	2	2	1	20	3	2	1	0	35	
01	Natayzhko, Kyril	g	2-2	0-0	2-2	2	2	4	1	6	1	1	0	0	14	
03	Parrom, Kevin	g	2-4	2-3	5-6	1	3	4	0	11	5	0	1	0	23	
20	Maves, Jordin	g	1-3	1-2	0-0	0	1	1	1	3	1	1	0	0	12	
24	Lavender, Brendon	g	1-2	1-2	0-0	0	1	1	0	3	1	0	0	0	5	
33	Perry, Jesse	g	1-3	0-0	0-0	0	5	5	0	2	0	2	0	0	13	
Team																
Totals			28-50	11-25	23-28	6	27	33	13	90	20	10	3	2	200	

FG % 1st Half: 16-27 59.3% 2nd half: 12-23 52.2% Game: 28-50 56.0%  
3FG % 1st Half: 7-15 46.7% 2nd half: 4-10 40.0% Game: 11-25 44.0%  
FT % 1st Half: 2-2 100.0% 2nd half: 21-26 80.8% Game: 23-28 82.1%

Officials: Dick Cartmell, Mike Scyphers, Mark Reischling  
Technical fouls: Oregon-None. Arizona-None.  
Attendance: 14605  
TV: CBS-TV  
Fouled Out: #34 Oregon 1:28 2H

Score by periods	1st	2nd	Total
Oregon	32	50	82
Arizona	41	49	90

Last FG - ORE 2nd-00:22, ARIZ 2nd-02:12.  
Largest lead - ORE None, ARIZ by 17 2nd-16:15.

Points	In	Off	2nd	Fast	Bench
ORE	Paint	T/O	Chance	Break	
Oregon	30	11	5	4	19
ARIZ	22	4	10	2	25

Score tied - 0 times.  
Lead changed - 0 times.

**Arizona State vs Oregon**  
03-09-11 8:30 p.m. at Los Angeles, Calif. - Staples Center

**Arizona State 69 • 12-19**

#	Player	Total		3-Ptr		Rebounds			PF	TP	A	TO	Blk	Stl	Min	
		FG-FGA	FG-FGA	FT-FTA	Off	Def	Tot									
05	Cain, Kyle	f	1-3	0-0	0-0	1	3	4	2	2	1	4	0	1	18	
30	Kuksiks, Rihards	f	4-8	3-6	0-0	0	2	2	4	11	1	1	0	0	21	
03	Abbott, Ty	g	0-1	0-1	0-0	0	4	4	3	0	3	3	0	2	34	
10	McMillan, Jamelle	g	4-9	3-7	0-0	0	1	1	2	11	4	2	0	5	31	
24	Lockett, Trent	g	10-12	1-3	1-2	2	3	5	4	22	5	2	2	0	28	
00	Felix, Carrick	g	2-2	0-0	0-0	0	0	0	3	4	0	0	0	0	7	
01	Hawkins, Corey	g	3-7	0-3	0-1	1	3	4	1	6	3	2	0	1	15	
02	Dunson, Brandon	g	0-0	0-0	0-0	0	0	0	0	0	0	0	0	0	1	
13	Bachynski, Jordan	g	2-4	0-0	0-0	1	1	2	1	4	1	0	0	0	9	
15	Creekmur, Chanse	g	1-5	1-5	0-0	1	0	1	0	3	1	0	0	0	15	
21	King, Keala	g	2-4	0-2	0-0	0	2	2	2	4	1	1	0	0	10	
23	Pateev, Ruslan	g	1-1	0-0	0-0	0	0	0	0	2	0	1	0	0	11	
25	Jackson, Marcus	g	0-0	0-0	0-0	0	0	0	0	0	0	0	0	0	0+	
Team																
Totals			30-56	8-27	1-3	7	20	27	22	69	20	16	2	9	200	

FG % 1st Half: 12-23 52.2% 2nd half: 18-33 54.5% Game: 30-56 53.6%  
3FG % 1st Half: 5-13 38.5% 2nd half: 3-14 21.4% Game: 8-27 29.6%  
FT % 1st Half: 0-0 0.0% 2nd half: 1-3 33.3% Game: 1-3 33.3%

**Oregon 76 • 15-16**

#	Player	Total		3-Ptr		Rebounds			PF	TP	A	TO	Blk	Stl	Min
		FG-FGA	FG-FGA	FT-FTA	Off	Def	Tot								
25	Singler, E.J.	f	8-12	4-5	2-2	1	4	5	1	22	2	2	0	0	34
31	Nared, Tyrone	f	1-3	1-1	1-2	4	5	9	2	4	0	2	0	2	22
34	Catron, Joevan	f	3-12	0-1	3-4	2	2	4	2	9	3	3	0	3	30
03	Sim, Garrett	g	3-7	1-4	3-5	0	2	2	1	10					

Oregon vs Washington
03-11-11 8:40 p.m. at Los Angeles, Calif. - Staples Center

Oregon 51 • 16-17

Box score for Oregon vs Washington. Includes player stats (Singler, Nared, Catron, etc.), team totals, and game statistics (FG, 3FG, FT).

Washington 69 • 22-10

Box score for Washington vs Oregon. Includes player stats (Bryan-Amaning, Holiday, Thomas, etc.), team totals, and game statistics.

Officials: Chris Rastatter, Michael Irving, Kevin Brill
Technical fouls: Oregon-None. Washington-None.
Attendance: 13190
2011 Pacific Life Pac-10 Tournament - Game 8 - Semifinals

Score by periods table for Oregon vs Washington. Shows 1st, 2nd, and Total scores for both teams.

Last FG - ORE 2nd-00:51, WASH 2nd-00:40.
Largest lead - ORE by 2 1st-17:47, WASH by 18 2nd-00:38.

Weber State vs Oregon
03-16-11 7:05 p.m. at Eugene, Ore. - Matthew Knight Arena

Weber State 59 • 18-14

Box score for Weber State vs Oregon. Includes player stats (Bullinger, Mahoney, Morris, etc.), team totals, and game statistics.

Oregon 68 • 17-17

Box score for Oregon vs Weber State. Includes player stats (Singler, Catron, Nared, etc.), team totals, and game statistics.

Officials: Rick Batsell, Duane Allen, Jimmy Casas
Technical fouls: Weber State-None. Oregon-None.
Attendance: 4375
2011 CBI presented by ZEBRA PEN - FIRST ROUND

Score by periods table for Oregon vs Weber State. Shows 1st, 2nd, and Total scores for both teams.

Last FG - WEB 2nd-00:38, ORE 2nd-01:01.
Largest lead - WEB by 6 1st-12:57, ORE by 10 2nd-00:45.

Duquesne vs Oregon
03-21-11 7:05 p.m. at Eugene, Ore. - Matthew Knight Arena

Duquesne 75 • 19-13

Box score for Duquesne vs Oregon. Includes player stats (Monteiro, Clark, Saunders, etc.), team totals, and game statistics.

Oregon 77 • 18-17

Box score for Oregon vs Duquesne. Includes player stats (Singler, Catron, Nared, etc.), team totals, and game statistics.

Officials: Lonnie Dixon, Mike Giarratano, Martin Cota
Technical fouls: Duquesne-None. Oregon-None.
Attendance: 5369
2011 CBI presented by ZEBRA PEN - QUARTERFINAL ROUND

Score by periods table for Oregon vs Duquesne. Shows 1st, 2nd, and Total scores for both teams.

Last FG - DUQ 2nd-00:10, ORE 2nd-02:08.
Largest lead - DUQ by 7 1st-14:50, ORE by 12 1st-05:24.

Boise State vs Oregon
03-23-11 7:05 p.m. at Eugene, Ore. - Matthew Knight Arena

Boise State 71 • 22-13

Box score for Boise State vs Oregon. Includes player stats (Arnold, Watkins, Montreal, etc.), team totals, and game statistics.

Oregon 79 • 19-17

Box score for Oregon vs Boise State. Includes player stats (Singler, Catron, Nared, etc.), team totals, and game statistics.

Officials: Rick Batsell, Kevin Brill, Jimmy Casas
Technical fouls: Boise State-None. Oregon-None.
Attendance: 6157
2011 CBI presented by ZEBRA PEN - SEMIFINAL ROUND

Score by periods table for Oregon vs Boise State. Shows 1st, 2nd, and Total scores for both teams.

Last FG - BSU 2nd-00:18, ORE 2nd-00:54.
Largest lead - BSU by 4 1st-15:39, ORE by 20 2nd-15:47.

Oregon vs Creighton  
03-28-11 7:05 pm at Omaha, Neb. - Qwest Center Omaha

Oregon 76 • 18-18

#	Player	Total			3-Ptr			Rebounds			PF	TP	A	TO	Blk	Stl	Min
		FG-FGA	FG-FGA	FT-FTA	FG-FGA	FG-FGA	FT-FTA	Off	Def	Tot							
25	Singler, E.J.	f	4-12	2-4	0-1	3	7	10	0	10	3	0	0	1	34		
31	Nared, Tyrone	f	2-4	0-1	0-0	2	0	2	4	4	1	1	0	0	13		
34	Catron, Joewan	f	6-17	0-3	3-5	3	6	9	2	15	3	4	0	0	28		
03	Sim, Garrett	g	4-7	3-5	3-3	0	1	1	1	14	0	1	1	1	33		
11	Armstead, Malcolm	g	4-7	1-2	0-0	0	2	2	4	9	5	2	0	1	21		
10	Loyd, Johnathan	g	4-7	1-3	1-1	0	0	0	5	10	5	0	0	1	28		
22	Williams, Teondre	g	0-3	0-3	0-0	0	0	0	3	0	0	1	0	0	15		
55	Strowbridge, Jay-R	g	5-7	3-5	1-2	0	2	2	3	14	0	0	0	1	28		
Team						2			4								
Totals			29-64	10-26	8-12	10	20	30	22	76	17	9	1	5	200		
FG % 1st Half:		14-28	50.0%	2nd half:		15-36	41.7%	Game:		29-64	45.3%						
3FG % 1st Half:		6-13	46.2%	2nd half:		4-13	30.8%	Game:		10-26	38.5%						
FT % 1st Half:		3-3	100.0%	2nd half:		5-9	55.6%	Game:		8-12	66.7%						

Creighton 84 • 23-14

#	Player	Total			3-Ptr			Rebounds			PF	TP	A	TO	Blk	Stl	Min
		FG-FGA	FG-FGA	FT-FTA	FG-FGA	FG-FGA	FT-FTA	Off	Def	Tot							
03	McDermott, Doug	f	7-12	2-5	5-6	0	4	4	1	21	1	2	1	0	34		
00	Echenique, Gregory	c	6-7	0-0	3-4	1	8	9	4	15	0	0	4	0	28		
12	Manigat, Jahenns	g	3-6	3-6	2-4	0	3	3	1	11	7	3	0	4	37		
15	Korver, Kaleb	g	2-4	2-3	0-0	0	5	5	0	6	2	2	0	0	21		
30	Young, Antoine	g	1-5	0-1	7-9	0	3	3	3	9	8	4	0	0	36		
05	Jones, Josh	g	4-6	2-4	1-2	0	0	0	4	11	1	0	0	0	17		
23	Runnels, Wayne	g	0-0	0-0	0-0	0	0	0	0	0	1	0	0	0	5		
24	Ashford, Darryl	g	1-2	0-0	0-0	2	2	4	0	2	0	1	0	0	7		
25	Lawson Jr., Kenny	g	4-9	0-0	1-2	3	1	4	3	9	1	0	0	0	15		
Team						1			2								
Totals			28-51	9-19	19-27	7	27	34	16	84	21	12	5	4	200		
FG % 1st Half:		16-27	59.3%	2nd half:		12-24	50.0%	Game:		28-51	54.9%						
3FG % 1st Half:		6-11	54.5%	2nd half:		3-8	37.5%	Game:		9-19	47.4%						
FT % 1st Half:		6-6	100.0%	2nd half:		13-21	61.9%	Game:		19-27	70.4%						

Officials: Randy Heimerman, Eric Curry, Winston Slith  
 Technical fouls: Oregon-None, Creighton-None.  
 Attendance: 12381  
 2011 CBI presented by ZEBRA PEN - CHAMPIONSHIP SERIES GAME #1  
 Largest crowd in CBI history (was 12,000)  
 Creighton leads best-of-3 championship series, 1-0, as series moves to Eugene.  
 Fouled out: Visitor #10 with 2:05 left.

Score by periods	1st	2nd	Total
Oregon	37	39	76
Creighton	44	40	84

	In	Off	2nd	Fast	Bench
Points	Paint	T/O	Chance	Break	
ORE	28	14	14	6	24
CU	34	11	11	4	22

Last FG - ORE 2nd-01:32, CU 2nd-01:23.  
 Largest lead - ORE by 3 1st-19:41, CU by 17 2nd-16:09.

Score tied - 3 times.  
 Lead changed - 3 times.

Creighton vs Oregon  
04-01-11 7:05 p.m. at Eugene, Ore. - Matthew Knight Arena

Creighton 69 • 23-16

#	Player	Total			3-Ptr			Rebounds			PF	TP	A	TO	Blk	Stl	Min
		FG-FGA	FG-FGA	FT-FTA	FG-FGA	FG-FGA	FT-FTA	Off	Def	Tot							
03	McDermott, Doug	f	4-5	3-4	2-4	2	0	2	3	13	0	3	0	0	20		
15	Korver, Kaleb	f	0-4	0-3	0-0	0	1	1	1	0	2	0	0	2	16		
00	Echenique, Gregory	c	5-7	0-0	2-4	3	3	6	4	12	1	0	2	0	26		
12	Manigat, Jahenns	g	0-3	0-2	0-0	0	1	1	1	0	0	2	0	0	27		
30	Young, Antoine	g	8-14	1-2	4-7	1	2	3	1	21	7	5	0	1	36		
05	Jones, Josh	g	1-5	0-4	0-0	2	3	5	2	2	3	2	1	1	18		
23	Runnels, Wayne	g	2-3	0-0	0-0	1	3	4	1	4	0	0	0	0	13		
24	Ashford, Darryl	g	2-5	0-0	2-2	1	2	3	2	6	2	1	1	0	22		
25	Lawson Jr., Kenny	g	4-8	3-5	0-0	2	5	7	3	11	1	1	0	0	21		
Team						1			3								
Totals			26-54	7-20	10-17	13	22	35	18	69	16	14	4	4	199		
FG % 1st Half:		13-29	44.8%	2nd half:		13-25	52.0%	Game:		26-54	48.1%						
3FG % 1st Half:		4-12	33.3%	2nd half:		3-8	37.5%	Game:		7-20	35.0%						
FT % 1st Half:		0-4	0.0%	2nd half:		10-13	76.9%	Game:		10-17	58.8%						

Oregon 71 • 21-18

#	Player	Total			3-Ptr			Rebounds			PF	TP	A	TO	Blk	Stl	Min
		FG-FGA	FG-FGA	FT-FTA	FG-FGA	FG-FGA	FT-FTA	Off	Def	Tot							
25	Singler, E.J.	f	6-9	1-3	2-3	0	3	3	3	15	1	1	0	0	34		
34	Catron, Joewan	f	11-17	1-3	6-9	3	2	5	4	29	0	2	1	1	34		
31	Nared, Tyrone	c	1-3	0-0	2-2	2	3	5	3	4	2	0	0	0	27		
03	Sim, Garrett	g	1-4	0-2	0-0	1	1	2	0	2	2	0	0	1	26		
11	Armstead, Malcolm	g	2-8	0-3	0-0	0	3	3	4	4	3	1	0	3	29		
10	Loyd, Johnathan	g	3-4	2-3	0-0	1	3	4	2	8	1	2	0	0	18		
22	Williams, Teondre	g	1-3	0-2	0-0	0	0	0	1	2	0	0	0	1	6		
55	Strowbridge, Jay-R	g	2-8	0-3	3-4	0	1	1	1	7	3	0	0	0	28		
Team						1			2								
Totals			27-56	4-19	13-18	8	17	25	18	71	12	6	1	6	202		
FG % 1st Half:		11-30	36.7%	2nd half:		16-26	61.5%	Game:		27-56	48.2%						
3FG % 1st Half:		2-11	18.2%	2nd half:		2-8	25.0%	Game:		4-19	21.1%						
FT % 1st Half:		7-9	77.8%	2nd half:		6-9	66.7%	Game:		13-18	72.2%						

Officials: Rick Batsell, Kevin Brill, Jimmy Casas  
 Technical fouls: Creighton-None, Oregon-None.  
 Attendance: 9335  
 2011 CBI presented by ZEBRA PEN - CHAMPIONSHIP SERIES GAME #3

Score by periods	1st	2nd	Total
Creighton	30	39	69
Oregon	31	40	71

	In	Off	2nd	Fast	Bench
Points	Paint	T/O	Chance	Break	
CU	30	9	15	0	23
ORE	38	15	13	0	17

Last FG - CU 2nd-00:44, ORE 2nd-00:01.  
 Largest lead - CU by 5 2nd-19:15, ORE by 8 1st-16:45.

Score tied - 10 times.  
 Lead changed - 14 times.

Creighton vs Oregon  
03-30-11 7:05 p.m. at Eugene, Ore. - Matthew Knight Arena

Creighton 58 • 23-15

#	Player	Total			3-Ptr			Rebounds			PF	TP	A	TO	Blk	Stl	Min
		FG-FGA	FG-FGA	FT-FTA	FG-FGA	FG-FGA	FT-FTA	Off	Def	Tot							
03	McDermott, Doug	f	1-4	0-1	4-5	0	2	2	4	6	0	3	0	0	15		
15	Korver, Kaleb	f	2-4	2-4	2-2	0	3	3	1	8	2	1	0	0	25		
00	Echenique, Gregory	c	3-5	0-0	4-5	3	5	8	0	10	2	5	2	1	27		
12	Manigat, Jahenns	g	3-7	1-5	3-4	1	3	4	1	10	0	2	0	1	31		
30	Young, Antoine	g	1-7	0-1	0-0	0	1	1	0	2	2	5	0	1	33		
02	Stormberg, Taylor	g	1-1	1-1	0-0	0	0	0	0	3	0	0	0	0	2		
05	Jones, Josh	g	2-5	2-3	0-0	0	1	1	0	6	2	1	0	1	20		
11	Sebastian, Derek	g	0-0	0-0	0-0	0	0	0	0	0	0	0	0	0	1		
13	Ferrari, Ross	g	0-0	0-0	0-0	0	0	0	0	0	0	1	0	0	1		
20	Dorwart, Matthew	g	0-0	0-0	0-0	0	0	0	0	0	0	0	0	0	1		
23	Runnels, Wayne	g	1-2	0-0	0-0	0	1	1	2	2	2	1	1	0	15		
24	Ashford, Darryl	g	0-1	0-0	2-2	0	2	2	1	2	1	0	0	0	7		
25	Lawson Jr., Kenny	g	4-7	1-3	0-0	1	3	4	0	9	0	1	1	0	22		
Team						1			1								
Totals			18-43	7-18	15-18	6	21	27	9	58	11	20	4	4	200		
FG % 1st Half:		9-23	39.1%	2nd half:		9-20	45.0%	Game:		18-43	41.9%						
3FG % 1st Half:		3-11	27.3%	2nd half:		4-7	57.1%	Game:		7-18	38.9%						
FT % 1st Half:		0-0	0.0%	2nd half:		15-18	83.3%	Game:		15-18	83.3%						

Oregon 71 • 20-18

#	Player	Total			3		
---	--------	-------	--	--	---	--	--