

OLE MISS ATHLETICS MEDIA RELATIONS

MBB Contact: Daniel Snowden, Assistant Director
Office: 662-915-7509
Cell: 662-816-7511
Email: desnowde@olemiss.edu
Press Row: 662-236-1931

2012-13 SCHEDULE

Date	Opponent [TV]	Time/Result
11/5	MONTEVALLO (Ex.)	W, 77-62
11/9	MISSISSIPPI VALLEY STATE	W, 93-57
11/13	COASTAL CAROLINA	W, 90-72
11/16	ARKANSAS-LITTLE ROCK	W, 92-52
11/20	McNEESE STATE	W, 76-50
11/23	LIPSCOMB	W, 91-45
12/1	RUTGERS% [ESPNU]	W, 80-67
12/8	at Middle Tennessee State	L, 65-62
12/14	ETSU	W, 77-55
12/19	at Loyola Marymount [ESPNU]	W, 73-70
12/22	vs. Indiana State^ [ESPNU]	Lot, 87-85
12/23	San Francisco^ [ESPNU]	W, 85-78
12/25	Hawai'i^ [ESPNU]	W, 81-66
1/4	FORDHAM [CSS]	W, 95-68
1/9	at Tennessee* [SEC]	W, 92-74
1/12	#10/12 MISSOURI* [FSN]	W, 64-49
1/15	at Vanderbilt* [ESPNU]	8:00 p.m.
1/19	ARKANSAS* [SEC]	12:30 p.m.
1/24	TENNESSEE* [ESPN/2]	6:00 p.m.
1/26	at Auburn* [FSN]	7:00 p.m.
1/29	KENTUCKY [ESPN]	8:00 p.m.
2/2	at Florida* [ESPNU]	6:00 p.m.
2/6	MISSISSIPPI STATE* [CSS]	8:00 p.m.
2/9	at Missouri* [CBSS]	12:00 p.m.
2/13	at Texas A&M* [CSS]	6:00 p.m.
2/16	GEORGIA* [ESPN2]	7:00 p.m.
2/20	at South Carolina* [CSS]	6:00 p.m.
2/23	AUBURN* [FSN]	4:00 p.m.
2/27	TEXAS A&M* [CSS]	8:00 p.m.
3/2	at Mississippi State* [FSN]	4:00 p.m.
3/5	ALABAMA* [ESPNU]	8:00 p.m.
3/9	at LSU* [SEC]	12:30 p.m.
3/13	SEC Tournament!	TBA

* SEC Game

^ Diamond Head Classic (Honolulu, Hawaii)

% Big East/SEC Challenge

! SEC Tournament (Nashville, Tenn.)

Ranking: AP/USA TODAY

All Times Central

GAME 16



Ole Miss

REBELS

(13-2, 2-0 SEC)

Head Coach: Andy Kennedy

Career: 159-93/8th

At UM: 138-80/7th

Rankings: AP - NR
Coaches - NR

Date: Tuesday, Jan. 15, 2013

Time: 8:00 p.m. CT

Location: Nashville, Tenn.

Arena: Memorial Gym (14,136)

Television: ESPNU

Dave Neal, play-by-play

Dino Gaudio, analyst

Radio: Ole Miss Radio Network

David Kellum, play-by-play

Keith Carter, analyst

Live Audio: OleMissSports.com

Satellite Radio: Sirius 123, XM 199

Series: Vanderbilt leads 74-39

Last Meeting: VU, W 65-53 (3/7/12)

Streak: VU, W5



Vanderbilt

COMMODORES

(6-8, 0-2 SEC)

Head Coach: Kevin Stallings

Career: 390-230/20

At VU: 267-167/14

Rankings: AP - NR
Coaches - NR







TIP OFF

- Ole Miss puts the SEC's longest current win streak on the line when it travels to Vanderbilt on Tuesday to face the Commodores.
- The Rebels are looking for their first 3-0 start in the SEC since 2005-06, when Ole Miss started league play with three straight wins. A win would also give Ole Miss its best start since starting the 2007-08 season 15-1.
- Ole Miss' win over No. 10 Missouri was the Rebels' first victory over a top-10 foe since knocking off No. 10 Kentucky in 2011.
- Senior F **Murphy Holloway** notched his league-best eighth double-double of the season with 15 points and 12 boards in the Rebels' SEC opener at Tennessee. Holloway leads all active SEC players with 33 career double-doubles. Holloway continues to inch towards the top of the Ole Miss rebound list with 905 career boards. The senior now only trails Walter Actwood's school record of 945 career boards.
- After a career-high 32 point outburst at Tennessee, junior G **Marshall Henderson** leads the SEC in scoring at 18.6 ppg and ranks third in the nation averaging 3.9 made 3-pointers per game. The 32 points was the most by an SEC player in a conference game since Chris Warren scored 33 against South Carolina in 2011.
- Head coach **Andy Kennedy** (138) is just six wins away from tying B.L. Graham (144) for the most wins in Ole Miss history.

PROJECTED OLE MISS STARTERS

	F 31 MURPHY HOLLOWAY 6-7 240 Sr. Irmo, S.C.	PTS	REB	AST	STL	FG%	FT%
		16.1	10.8	1.4	1.8	56.3	53.8
	F 23 REGINALD BUCKNER 6-9 235 Sr. Memphis, Tenn.	PTS	REB	BLK	STL	FG%	FT%
		10.1	7.8	2.8	1.5	64.0	60.0
	G 10 LADARIUS WHITE 6-6 210 So. McComb, Miss.	PTS	REB	AST	FG%	3FG%	FT%
		3.7	2.2	0.9	32.8	25.9	61.5
	G 32 JARVIS SUMMERS 6-3 184 So. Jackson, Miss.	PTS	REB	AST	FG%	3FG%	FT%
		8.0	1.3	3.5	39.8	36.4	75.0
	G 22 MARSHALL HENDERSON 6-2 175 Jr. Hurst, Texas	PTS	REB	AST	FG%	3FG%	FT%
		18.6	3.3	1.7	39.7	36.1	86.2

GAME 16: OLE MISS AT VANDERBILT | PAGE 2

1 G		MARTAVIOUS NEWBY 6-3 210 Fr. Memphis, Tenn.	<table border="1"> <thead> <tr> <th>PTS</th> <th>REB</th> <th>AST</th> <th>STL</th> <th>FG%</th> <th>FT%</th> </tr> </thead> <tbody> <tr> <td>3.0</td> <td>2.1</td> <td>0.8</td> <td>1.0</td> <td>35.3</td> <td>84.6</td> </tr> </tbody> </table>	PTS	REB	AST	STL	FG%	FT%	3.0	2.1	0.8	1.0	35.3	84.6	<p>LAST GAME: Saw action.</p> <p>NOTES: Posted 11 points, eight boards and two assists in just 15 minutes of action vs. MVSU (11/9) ... Pulled down six boards and dished out six assists vs. ETSU (12/14) ... Named Tennessee Class A Mr. Basketball as a senior.</p>
PTS	REB	AST	STL	FG%	FT%											
3.0	2.1	0.8	1.0	35.3	84.6											
3 G		DERRICK MILLINGHAUS 5-10 170 Fr. Schenectady, N.Y.	<table border="1"> <thead> <tr> <th>PTS</th> <th>REB</th> <th>AST</th> <th>STL</th> <th>FG%</th> <th>FT%</th> </tr> </thead> <tbody> <tr> <td>7.3</td> <td>1.6</td> <td>1.8</td> <td>1.3</td> <td>34.2</td> <td>73.5</td> </tr> </tbody> </table>	PTS	REB	AST	STL	FG%	FT%	7.3	1.6	1.8	1.3	34.2	73.5	<p>LAST GAME: Scored eight points and nailed a pair of 3s late in the first half.</p> <p>NOTES: Underwent surgery for torn meniscus (11/20) and missed three games ... Scored career-high 19 points and dished out five assists vs. UALR (11/16) ... Scored 16 points, posted two assists and two steals vs. Fordham (1/4).</p>
PTS	REB	AST	STL	FG%	FT%											
7.3	1.6	1.8	1.3	34.2	73.5											
4 C		DEMARCO COX 6-8 272 Jr. Yahoo City, Miss.	<table border="1"> <thead> <tr> <th>PTS</th> <th>REB</th> <th>STL</th> <th>BLK</th> <th>FG%</th> <th>FT%</th> </tr> </thead> <tbody> <tr> <td>1.6</td> <td>1.1</td> <td>0.3</td> <td>0.1</td> <td>30.8</td> <td>75.0</td> </tr> </tbody> </table>	PTS	REB	STL	BLK	FG%	FT%	1.6	1.1	0.3	0.1	30.8	75.0	<p>LAST GAME: DNP</p> <p>NOTES: Missed first three games of the year after off-season foot surgery ... Played in seven before reinjuring foot versus San Francisco (12/23) ... Out indefinitely.</p>
PTS	REB	STL	BLK	FG%	FT%											
1.6	1.1	0.3	0.1	30.8	75.0											
10 G		LADARIUS WHITE 6-6 210 So. McComb, Miss.	<table border="1"> <thead> <tr> <th>PTS</th> <th>REB</th> <th>AST</th> <th>FG%</th> <th>3FG%</th> <th>FT%</th> </tr> </thead> <tbody> <tr> <td>3.7</td> <td>2.2</td> <td>0.9</td> <td>32.8</td> <td>25.9</td> <td>61.5</td> </tr> </tbody> </table>	PTS	REB	AST	FG%	3FG%	FT%	3.7	2.2	0.9	32.8	25.9	61.5	<p>LAST GAME: Scored four points and posted two boards in third-straight start.</p> <p>NOTES: Tallied a season-high 13 points on 5-of-6 shooting vs. Rutgers ... Closed out last season strong, averaging 11.8 ppg over the final five contests.</p>
PTS	REB	AST	FG%	3FG%	FT%											
3.7	2.2	0.9	32.8	25.9	61.5											
13 F		ANTHONY PEREZ 6-9 205 Fr. Cumana, Venezuela	<table border="1"> <thead> <tr> <th>PTS</th> <th>REB</th> <th>AST</th> <th>BLK</th> <th>FG%</th> <th>FT%</th> </tr> </thead> <tbody> <tr> <td>2.3</td> <td>1.4</td> <td>0.5</td> <td>0.2</td> <td>30.3</td> <td>75.0</td> </tr> </tbody> </table>	PTS	REB	AST	BLK	FG%	FT%	2.3	1.4	0.5	0.2	30.3	75.0	<p>LAST GAME: DNP.</p> <p>NOTES: Tied career-high with nine points and grabbed four boards vs. Lipscomb ... Scored nine points on 3-of-8 shooting and one block in first collegiate action vs. MVSU (11/9) ... Named "One of the Nation's Best Kept Secrets" by ESPN.com.</p>
PTS	REB	AST	BLK	FG%	FT%											
2.3	1.4	0.5	0.2	30.3	75.0											
20 F		NICK WILLIAMS 6-4 212 Sr. Mobile, Ala.	<table border="1"> <thead> <tr> <th>PTS</th> <th>REB</th> <th>AST</th> <th>FG%</th> <th>3FG%</th> <th>FT%</th> </tr> </thead> <tbody> <tr> <td>10.3</td> <td>2.7</td> <td>1.7</td> <td>39.7</td> <td>33.3</td> <td>92.9</td> </tr> </tbody> </table>	PTS	REB	AST	FG%	3FG%	FT%	10.3	2.7	1.7	39.7	33.3	92.9	<p>LAST GAME: Tallied five points, three steals and two boards off the bench.</p> <p>NOTES: Scored season-high 18 points on 7-of-12 shooting vs. USF (12/23) ... Scored 13 points including late jumper to seal Ole Miss victory at LMU (12/19).</p>
PTS	REB	AST	FG%	3FG%	FT%											
10.3	2.7	1.7	39.7	33.3	92.9											
22 G		MARSHALL HENDERSON 6-2 175 Jr. Hurst, Texas	<table border="1"> <thead> <tr> <th>PTS</th> <th>REB</th> <th>AST</th> <th>FG%</th> <th>3FG%</th> <th>FT%</th> </tr> </thead> <tbody> <tr> <td>18.6</td> <td>3.3</td> <td>1.7</td> <td>39.7</td> <td>36.1</td> <td>86.2</td> </tr> </tbody> </table>	PTS	REB	AST	FG%	3FG%	FT%	18.6	3.3	1.7	39.7	36.1	86.2	<p>LAST GAME: Posted 11 points, four rebounds and three steals.</p> <p>NOTES: Ranks 1st in the SEC and 3rd in the nation in made 3-pointers and 1st in the SEC in scoring ... Earned NJCAA National Junior College Player of the Year honors last year.</p>
PTS	REB	AST	FG%	3FG%	FT%											
18.6	3.3	1.7	39.7	36.1	86.2											
23 F		REGINALD BUCKNER 6-9 235 Sr. Memphis, Tenn.	<table border="1"> <thead> <tr> <th>PTS</th> <th>REB</th> <th>BLK</th> <th>STL</th> <th>FG%</th> <th>FT%</th> </tr> </thead> <tbody> <tr> <td>10.1</td> <td>7.8</td> <td>2.8</td> <td>1.5</td> <td>64.0</td> <td>60.0</td> </tr> </tbody> </table>	PTS	REB	BLK	STL	FG%	FT%	10.1	7.8	2.8	1.5	64.0	60.0	<p>LAST GAME: Pulled down 10 boards and blocked one shot.</p> <p>NOTES: Ranks second in the SEC and 15th in the nation in blocks at 2.8 pg ... Holds Ole Miss career record of 270 blocked shots, which ranks 9th in SEC history ... Leader among active SEC players in career blocks.</p>
PTS	REB	BLK	STL	FG%	FT%											
10.1	7.8	2.8	1.5	64.0	60.0											
31 F		MURPHY HOLLOWAY 6-7 240 Sr. Irmo, S.C.	<table border="1"> <thead> <tr> <th>PTS</th> <th>REB</th> <th>AST</th> <th>STL</th> <th>FG%</th> <th>FT%</th> </tr> </thead> <tbody> <tr> <td>16.1</td> <td>10.8</td> <td>1.4</td> <td>1.8</td> <td>56.3</td> <td>53.8</td> </tr> </tbody> </table>	PTS	REB	AST	STL	FG%	FT%	16.1	10.8	1.4	1.8	56.3	53.8	<p>LAST GAME: Scored game-high 22 points and tallied eight boards and four steals.</p> <p>NOTES: 16 of 22 from the free throw line in the last three games ... Ranks 2nd in school history with 905 career rebounds, 4th with 33 double-doubles ... SEC active career leader in rebounds and double-doubles, 2nd in steals and 3rd in scoring.</p>
PTS	REB	AST	STL	FG%	FT%											
16.1	10.8	1.4	1.8	56.3	53.8											
32 G		JARVIS SUMMERS 6-3 184 So. Jackson, Miss.	<table border="1"> <thead> <tr> <th>PTS</th> <th>REB</th> <th>AST</th> <th>FG%</th> <th>3FG%</th> <th>FT%</th> </tr> </thead> <tbody> <tr> <td>8.0</td> <td>1.3</td> <td>3.5</td> <td>39.8</td> <td>36.4</td> <td>75.0</td> </tr> </tbody> </table>	PTS	REB	AST	FG%	3FG%	FT%	8.0	1.3	3.5	39.8	36.4	75.0	<p>LAST GAME: Posted 12 points, three boards, two assists and one steal.</p> <p>NOTES: Ranks first in the SEC and 6th nationally in assist/TO ratio at 4.8 ... Scored 12 points and dished out five assists and no TOs in win over Rutgers ... Season-high 16 points, including 14 in the second half, in win at Tenn.</p>
PTS	REB	AST	FG%	3FG%	FT%											
8.0	1.3	3.5	39.8	36.4	75.0											
34 F		AARON JONES 6-9 218 So. Gautier, Miss.	<table border="1"> <thead> <tr> <th>PTS</th> <th>REB</th> <th>AST</th> <th>BLK</th> <th>FG%</th> <th>FT%</th> </tr> </thead> <tbody> <tr> <td>3.7</td> <td>3.9</td> <td>0.7</td> <td>1.7</td> <td>61.0</td> <td>71.4</td> </tr> </tbody> </table>	PTS	REB	AST	BLK	FG%	FT%	3.7	3.9	0.7	1.7	61.0	71.4	<p>LAST GAME: Blocked one shots and pulled down three boards.</p> <p>NOTES: Ranks 7th in SEC in blocks ... Recorded career-high five blocks vs. UALR (11/16) ... Tied a career-high with 10 points on 5-of-7 shooting and pulled down four boards vs. Coastal (11/13).</p>
PTS	REB	AST	BLK	FG%	FT%											
3.7	3.9	0.7	1.7	61.0	71.4											

HEAD COACH ANDY KENNEDY

THE KENNEDY FILE

CAREER RECORD AS A HEAD COACH:

159-93 (.631 winning pct. /8th Season)

RECORD AS OLE MISS' HEAD COACH:

138-80 (.633 winning pct. /7th Season)

COACHING HONORS

2009 Clair Bee National Coach of the Year Finalist

2007 SEC Coach of the Year (Associated Press)

2006 BIG EAST Coach of the Year (CBS Sportsline, New York Post)

2004 One of nation's "Top 10 Assistant Coaches" (Athlon)

2004 One of nation's "Top 20 Recruiters" (Rivals.com)

COACHING CAREER

Season	School	Position	Record/Postseason
1994-95	So. Alabama	Assistant Coach	8-15
1996-97	UAB	Assistant Coach	18-14/NIT
1997-98	UAB	Assistant Coach	21-12/NIT
1998-99	UAB	Assistant Coach	20-12/NCAA
1999-00	UAB	Assistant Coach	14-14
2000-01	UAB	Assistant Coach	17-14
2001-02	Cincinnati	Asst. Coach/Recruiting Coordinator	31-4/NCAA
2002-03	Cincinnati	Asst. Coach/Recruiting Coordinator	17-12/NCAA
2003-04	Cincinnati	Asst. Coach/Recruiting Coordinator	25-7/NCAA
2004-05	Cincinnati	Assoc. Head Coach/Recruiting Coord.	25-8/NCAA
2005-06	Cincinnati	Interim Head Coach	21-13/NIT Quarters
2006-07	Ole Miss	Head Coach	21-13/NIT 2nd Rd
2007-08	Ole Miss	Head Coach	24-11/NIT Semifinals
2008-09	Ole Miss	Head Coach	16-15
2009-10	Ole Miss	Head Coach	24-11/NIT Semifinals
2010-11	Ole Miss	Head Coach	20-14/NIT 1st Rd
2011-12	Ole Miss	Head Coach	20-13/NIT 1st Rd
2012-13	Ole Miss	Head Coach	13-2

PLAYING CAREER

1982-84 Two-time All-State selection at Winston Academy (Louisville, Miss.)
1983 State Champions

1984-86 Two-time All-State selection at Louisville HS
1986 Parade All-American, Mississippi Player of the Year

1986-87 Freshman at North Carolina State, coached by Jim Valvano
1987 ACC Tournament Champions

1988-91 Three-year letterman at UAB, coached by Gene Bartow
1991 Honorable Mention All-America Selection (Basketball Times)
Two-time All-Sun Belt Conference (1990,1991)
School's 2nd all-time leading scorer (1,787 points)
Still holds more than 15 school records, including season average of 21.8 ppg
1990 Sun Belt Conference Champions, NCAA Tournament
1989 NIT Final Four

1991-94 Played professionally in the NBA (Charlotte) and in Greece, Spain, Holland and Puerto Rico

EDUCATION: Bachelor of Arts in History, UAB 1991



YEAR AT OLE MISS: 7th

ALMA MATER: UAB, 1991

HOMETOWN: Louisville, Miss.

KENNEDY MAKING HIS MARK AT OLE MISS

- Ole Miss was the only team in the SEC recognized by the NCAA last season for being in the top-10 percent of teams in the men's basketball Academic Progress Rate.
- Two SEC Western Division Titles (2007, 2010)
- Two NIT Final Four appearances (2008, 2010)
- First Ole Miss coach with five postseason berths (2007, 2008, 2010, 2011, 2012)
- First Ole Miss coach with five 20+ win seasons (2007 - 21, 2008 - 24, 2010 - 24, 2011 - 20, 2012 - 20)
- More postseason wins (7) than any coach in program history.
- Most wins (125) by an Ole Miss coach in a six-year period.
- Sixth-most wins in SEC history (125) by a coach in his first six years in the league.
- Sixth coach in SEC history with 20+ wins in five of his first six seasons. The others: Joe. B. Hall (Kentucky), Don DeVoe (Tennessee), Rick Pitino (UK), Tubby Smith (UK), Bruce Pearl (Tennessee).
- Reached 100 wins faster than any coach in school history (158 games).
- First coach since R.L. Sullivan (1920-25) to lead Ole Miss to 6 straight winning seasons.
- Most SEC wins (46) by an Ole Miss coach in a six-year span.
- Most SEC wins (38) by an Ole Miss coach in his first five years.
- The Rebels have been nationally ranked a total of 15 weeks during Kennedy's tenure, rising as high as 14th.
- Fourth coach in SEC history with 45 or more wins in his first two seasons at a league school. The others: Tubby Smith (63 at Kentucky, 45 at Georgia), Eddie Sutton (50 at Kentucky) and Bruce Pearl (46 at Tennessee).
- Ole Miss season and single-game attendance records have been shattered.
- Ole Miss team statistical records in nearly every offensive category and some defensive categories have been established, as well as many individual records.
- In 2007-08, set school records for longest winning streak and most wins to start a season.
- In 2006-07, won the most games (21) by a first-year Rebel head coach and received SEC Coach of the Year honors.

Ole Miss All-Time Coaching Wins List

Coach (Seasons)	Wins	Years
1. B.L. Graham (1950-62)	144	13
2. Andy Kennedy (2007-Pres)	138	7



QUICK FACTS

Name The University of Mississippi (Ole Miss)
Nickname Rebels
Location Oxford, Mississippi
Founded November 6, 1848
Enrollment 20,824
School Colors Cardinal Red and Navy Blue
Mascot Rebel
Chancellor Dr. Daniel W. Jones
Faculty Representative Dr. Ron Rychlak
Athletics Director Ross Bjork
Head Basketball Coach Andy Kennedy
Conference Southeastern (SEC)
Home Arena C.M. "Tad" Smith Coliseum
Capacity 8,867
2011-12 Record 20-14
SEC Record/Finish 8-8/t-6th SEC
Postseason NIT First Round
Lettermen Returning/Lost 8/3
Starters Returning/Lost 4/1
Newcomers 6

MEDIA SERVICES

CREDENTIALS

Please contact the Athletics Media Relations Office for game credentials. Requests for credentials should be emailed to desnowde@olemiss.edu and will be limited to working members of the media. Credentials will be held at the will-call table located at the media entrance on the East side of Tad Smith Coliseum.

Space problems on press row do occur because of lack of seating. As a result, priority will be given to media representatives that cover Ole Miss basketball on a regular basis. Credentials are non-transferable. Unauthorized use is strictly prohibited.

INTERVIEW POLICY

All interview requests — coaches and players — **MUST** be coordinated through the Athletics Media Relations office. During the week, head coach Andy Kennedy and Rebel players will generally be available for interview at the BPF before practice on Mondays, unless arranged otherwise. Please email or text your player requests to Daniel Snowden by 5 p.m. of the day prior to interviews. There will be no gameday player interviews until after the game.

PRACTICE POLICY

Ole Miss basketball practices and walk-throughs are closed to the public and the media.

WEEKLY TELECONFERENCE

The Southeastern Conference conducts a weekly Monday morning teleconference with all 14 men's basketball head coaches beginning in January and running through the end of the season. Coach Kennedy is on the teleconference at 11:10 a.m.

POSTGAME INTERVIEWS

Both team locker rooms are **CLOSED** to the media following the game, by facility policy. Coach Kennedy will address the media approximately 10 minutes after the game. Selected players will be brought into the interview room following the head coaches. Visiting coach and player interviews will be coordinated through the visiting team's media relations contact.

KENNEDY ADMINISTRATION IN SEVENTH YEAR

In seven seasons under Mississippi native **Andy Kennedy**, Ole Miss has a 138-80 record, two SEC West championships, five 20-win campaigns and five postseason berths, which includes a pair of trips to the NIT Final Four. The Rebels have their sights set on challenging for the program's first NCAA Tournament bid since 2002, as Kennedy enters his seventh year at the helm.

REBELS LOOKING FOR 3-0 LEAGUE START

After picking up a pair of win at Tennessee and versus No. 10 Missouri, **Ole Miss is seeking its first 3-0 start in the SEC since 2005-06**, when Ole Miss started league play with three-straight wins. **A win would also give Ole Miss its best start since beginning the 2007-08 season 15-1.**

REBELS TAME TIGERS

Ole Miss' win over No. 10 Missouri was the Rebels' first victory over a top-10 team since knocking off No. 10 Kentucky in 2011. Senior **F Murphy Holloway's 22 points marked a career-best versus SEC opponents.** The Rebels held Missouri to 22 points in the first half, the fewest points the Tigers have scored in a game this season, and to 49 points for the game, which is **the fewest points Mizzou has scored since 2003.** Ole Miss also improved to 5-2 in its last 6 home SEC openers and 9-0 at home this season.

HENDERSON OFF TO A HOT START

Junior **G Marshall Henderson** was known as a scorer when coach Andy Kennedy signed the guard out of South Plains Junior College, and the Hurst, Texas native has definitely lived up to that billing so far this season, as he is averaging a team-best 18.6 ppg. **He leads the SEC and ranks third in the nation in 3-pointers made (3.8 pg) and leads the conference in scoring.** Against ETSU, Henderson poured in a game-high 22 points, including 6-of-13 from three and pulling down six boards. Henderson scored a game-high 22 points in the season opener versus Mississippi Valley State, hitting 5-of-11 from behind the arc and becoming the first Rebel to nail five 3-pointers in a game since Dundrecois Nelson in 2011. He finished the game 6-of-12 from the field and added two steals and an assist in his first collegiate start. In his second game vs. Coastal Carolina, Henderson poured a season-high 27 points, including 6-of-13 from three, and

COMPARING THE TEAMS

Statistic	Ole Miss	Vanderbilt
Scoring Offense	82.4	57.6
Scoring Defense	63.7	59.3
Scoring Margin	+18.7	-1.6
Field Goal Pct.	.445	.402
Opp. Field Goal Pct.	.382	.416
3-Point Pct.	.317	.334
Opp. 3-Point Pct.	.260	.295
Free Throw Pct.	.703	.581
Rebounds Per Game	41.3	32.1
Opp. Rebounds Per Game	36.9	34.0
Rebound Margin	+4.4	-1.9
Assists Per Game	13.3	10.5
Turnovers Per Game	12.1	13.9
Opp. Turnovers Per Game	17.7	13.7
Turnover Margin	+5.7	-0.1
Steals Per Game	9.9	6.4
Blocks Per Game	5.9	3.3

OLE MISS REBEL ROSTER

No.	Name	Pos.	Ht.	Wt.	Yr.	Hometown (High School/Other School)
1	Martavious Newby	G	6-3	210	Fr.	Memphis, Tenn. (Booker T. Washington HS)
3	Derrick Millinghaus	G	5-10	170	Fr.	Schenectady, N.Y. (Believe [N.C.] Prep)
4	Demarco Cox	C	6-8	272	Jr.	Yazoo City, Miss. (Yazoo City HS)
5	Cade Peeper	G	6-2	175	Fr.	Collierville, Tenn. (Collierville HS)
10	LaDarius White	G	6-6	210	So.	McComb, Miss. (McComb HS)
13	Anthony Perez	F	6-9	205	Fr.	Cumana, Venezuela (Word of Life [Kan.] Traditional School)
20	Nick Williams	G	6-4	212	Sr.	Mobile, Ala. (LeFlore Prep Academy/Indiana)
22	Marshall Henderson	G	6-2	175	Jr.	Hurst, Texas (L.D. Bell HS/Utah/Texas Tech/South Plains College)
23	Reginald Buckner	F	6-9	235	Sr.	Memphis, Tenn. (Manassas HS)
24	Will Norman	G	6-5	210	So.	Lafayette, La. (St. Thomas More HS)
25	Terry Brutus	F	6-6	240	Fr.	Spring Valley, N.Y. (Spring Valley HS/Massanutten Military Aca. [Va.]
31	Murphy Holloway	F	6-7	240	Sr.	Irmo, S.C. (Dutch Fork HS/Ole Miss/South Carolina)
32	Jarvis Summers	G	6-3	184	So.	Jackson, Miss. (Provine HS)
34	Aaron Jones	F	6-9	218	So.	Gautier, Miss. (Gautier HS)

Head Coach: Andy Kennedy (UAB '91 - Seventh Year at Ole Miss)

Assistant Coaches: Sergio Rouco, Al Pinkins, Bill Armstrong

Coordinator of Operations: Dayton Miller

PRONUNCIATIONS

Derrick **MILLINGHAUS**.....MILL-ing-house
MARTAVIOUS Newby.....mar-TAY-vee-us

added four assists, two rebounds and two steals. The 49 points Henderson scored in his first two games is the most by a Rebel to start his career since "World Class" Gerald Glass scored 59 points in 1988. Against Indiana State, he posted 27 points on **7-of-16 from 3-point, which is just one 3-pointer shy of the school record and is tied for third all time. Henderson scored a career-high 32 points in the SEC opener at Tennessee, which is the most points scored by a Rebel in their first league game since Ole Miss great Johnny Neumann scored 39 versus Auburn in 1970.** It was also the most points scored by an SEC player in a conference game since Ole Miss' own Chris Warren tallied 33 versus South Carolina in 2011.

HOLLOWAY IS MASTER OF THE GLASS

Entering his final season at Ole Miss F **Murphy Holloway** has moved into striking position of the Ole Miss career rebound mark. With 14 boards against the LMU, **Holloway passed John Stroud and Joe Gibbon for second place on the Rebel rebound list and now has 905 career boards.** The senior now only trails Walter Actwood's school record of 945 career boards. Holloway is the SEC active career leader in rebounds and double-doubles, ranks second in steals and third in points. **He leads the SEC this season with eight double-doubles and leads the conference and ranks 10th in the nation in rebounding at 10.8 rpg.**

REBELS AMONG NATION'S BEST

Ole Miss rates highly in the latest NCAA national stats(games through Jan. 10), as the **Rebels rank third in the nation scoring (83.7)**, sixth in turnover margin (+5.6), seventh scoring margin (+19.1), 10th in 3-point FG percentage defense (27.0%), 12th in block shots (6.0), 16th in steals (9.6) and 34th in FG percentage defense (38.3%).

RPI WATCH

With last week's victories over Tennessee and Missouri, **Ole Miss jumped to No. 46** in the ever-present Ratings Percentage Index (CBSSports.com).

DOUBLE TROUBLE

Rebel big men **Murphy Holloway** and **Reginald Buckner** have been impressive for Ole Miss in the paint during their careers. **Holloway leads all active SEC players with 33 career double-doubles and leads the league and ranks ninth in the nation this year with eight double-doubles.** Buckner is second to Holloway among active SEC players with 12 career double-doubles and is tied for second in the conference this year with four double-doubles. **The duo's combined 45 career double-doubles ranks first among active players in the SEC. Ole Miss is 7-1 this season when Holloway records a double-double and 4-1 this year when Buckner pulls off the feat.**

OLE MISS-VANDERBILT SERIES

Tuesday's game will be the 114th meeting between Ole Miss and Vanderbilt on the hardwood. The Commodores hold a 74-39 lead in the series, which began in 1925, and are 47-5 in games in Nashville. **The Rebels have dropped six-straight in Nashville and have not won in Memorial Gym since 2001.** Vanderbilt has prevailed in five-straight and 10 of the last 11 meetings overall, including a 65-53 victory in the SEC Tournament semis last year. Rebel head coach Andy Kennedy is 2-6 against Vandy in his career. In addition to a 1-6 mark with Ole Miss, he picked up a 92-83 victory at Vanderbilt during the 2005-06 campaign, his lone season as Cincinnati mentor.

HISTORIC WIN IN KNOXVILLE

Ole Miss' win at Tennessee on Wednesday was historic for several reasons: **It was only the Rebels' second-ever win in Thompson-Boling Arena and the first since 1991** ... It was Ole Miss' first win in an SEC opener since 2006 ... The win moved Ole Miss' record 12-2 which equals its best start since 2009-10 ... **Ole Miss' 38-of-44 effort from the charity stripe marked a pair of Thompson-Boling Arena opponent records** ... Marshall Henderson's 32 points were the most allowed by Tennessee since 2011 and **the Rebels' 92 points were the most the Vols has given up at home since allowing 105 points to Texas in overtime in 2006** and 103 points to Kentucky in regulation in 2001 ... It was also the most points Ole Miss has scored against an SEC opponent since tallying 98 in overtime against Arkansas in 2009 and was the most in regulation since scoring 105 points vs. Alabama in 2001.

HOLLOWAY JOINS THE 1,000-POINT CLUB

With 15 points vs. McNeese State, senior F **Murphy Holloway became the 34th member of the Ole Miss 1,000-point club.** Holloway now ranks 23rd in school history with 1,196 career points, just five points behind Rod Barnes for 22nd on the list. **He currently ranks second in the SEC and 36th in the nation in field goal percentage (.563) and ranks eighth in the league in scoring at 16.1 ppg.**

BY THE NUMBERS

The Rebels' record is...

- Overall. 13-2
- SEC Games 2-0
- SEC Tournament Games. 0-0
- Streak Won 5
- Home Overall (SEC) 9-0 (1-0)
- Road Overall (SEC) 3-1 (1-0)
- Neutral Games (SEC) 1-1 (0-0)
- Day Games 4-2
- Night Games (6 p.m. or later) 9-0
- November Games 5-0
- December Games 5-2
- January Games 3-0
- February Games 0-0
- March Games 0-0
- Monday Games 0-0
- Tuesday Games 2-0
- Wednesday Games. 3-0
- Thursday Games 0-0
- Friday Games. 5-0
- Saturday Games 2-2
- Sunday Games. 1-0
- Overtime Games 0-1
- Television Games 8-2
- vs. Ranked Opponents. 1-0

Rebels' Record When...

- Leading at the half 9-0
- Tied at the half 0-0
- Behind at the half 4-2
- Scores 90 points or more 7-0
- Scores 80-89 points 3-1
- Scores 70-79 points 3-0
- Scores less than 70 points 1-1
- Out-rebounds opponent 11-2
- Out-rebounded by opponent 2-0
- Ties opponents in rebounds 0-0
- Shoots 50 percent or better 3-0
- Shoots between 40-49 percent. 8-2
- Shoots under 40 percent 2-0
- Shoots 30 percent or better from 3-pt. 8-1
- Shoots under 30 percent from 3-pt. 5-1
- Shoots 70 percent or better from FT line 7-1
- Shoots 60-69 percent from FT line 5-0
- Shoots under 60 percent from FT line. 1-0
- Opp. shoots 50 percent or better 1-1
- Opp. shoots 40-49 percent 3-2
- Opp. shoots under 40 percent. 9-0
- Opp. shoots 30 percent or better from 3-pt. 4-2
- Opp. shoots under 30 percent from 3-pt. 9-0
- Commits 15 turnovers or more 2-1
- Commits less than 15 turnovers 11-1
- Forces 15 turnovers or more 10-0
- Forces less than 15 turnovers. 3-2
- Has less (or same) turnovers than opp. 12-1
- Has more turnovers than opponent 1-1

OLE MISS IN SEC/NCAA STATS

	SEC	NCAA	Category
(Jan. 10)			
Ole Miss	1	3	Scoring Offense (82.4)
Ole Miss	2	7	Scoring Margin (+18.7)
Ole Miss	4		Free Thro Pct. (.703)
Ole Miss	4	34	FG Pct. Defense (.382)
Ole Miss	1	10	3FG Pct. Defense (.260)
Ole Miss	4	87	3FG Made (6.9)
Ole Miss	2		Rebounding Offense (41.3)
Ole Miss	5		Rebounding Margin (+4.4)
Ole Miss	2	12	Blocked Shots (5.8)
Ole Miss	2	16	Steals (9.9)
Ole Miss	3	52	Turnovers (12.5)
Ole Miss	2	6	Turnover Margin (+5.7)
Ole Miss	5	81	Assist/TO Ratio (1.1)
Ole Miss	4		Off. Rebounds (14.5)
Ole Miss	3		Def. Rebounds (26.9)
M. Henderson	1	31	Scoring (18.6)
M. Holloway	8		Scoring (16.1)
M. Holloway	1	10	Rebounding (10.8)
R. Buckner	5		Rebounding (7.8)
M. Holloway	2	36	FG Percentage (.563)
J. Summers	9		Assists (3.5)
M. Henderson	2	40	FT Percentage (.862)
M. Henderson	5	73	3FG Percentage (.361)
M. Henderson	1	2	3FG Made (3.8)
M. Holloway	8		Steals (1.8)
R. Buckner	2	11	Blocks (2.8)
A. Jones	7		Blocks (1.6)
J. Summers	1	5	Assist/TORatio (4.0)
M. Holloway	1		Offensive Rebounds (4.0)
R. Buckner	4		Offensive Rebounds (3.1)
M. Holloway	1		Defensive Rebounds (6.8)
M. Holloway	1	9	Double-Doubles (8)
R. Buckner	t3		Double-Doubles (4)

HONORS AND AWARDS

Reginald Buckner:

Preseason All-SEC 2nd Team (Coaches)
 Half-Season All-SEC 1st Team
 (CollegeHoopsDaily.com)

Murphy Holloway:

Preseason All-SEC 2nd Team (Coaches)
 National All-Underated 1st Team (Athlon)
 SEC Player of the Week (Nov. 26)
 Half-Season All-SEC 1st Team
 (CollegeHoopsDaily.com)

LOCK-DOWN DEFENSE

Ole Miss has been particularly stingy on defense this season as the **Rebels rank fourth in the SEC and 34th in nation in field goal percentage defense (38.2%) and first in the league and 10th nation in 3-point percentage defense (26.0%)**. The Rebels rank second in the SEC and 16th in the NCAA steals (9.9 spg) and second in the league and 12th in the nation in blocks (5.8 bpg). Ole Miss has forced 266 turnovers this season and lead the league forcing an average of 17.7 turnovers per game, and **currently ranks second in the SEC and sixth in the nation in turnover margin at +5.7**.

SCOUTING THE 'DORES

Vanderbilt dropped its first to league games against Kentucky and at Arkansas last week to fall to 6-8 overall and 0-2 in the SEC this year. The Commodores lost all five starters off last year's squad that won 25 games and advanced to the NCAA Tournament's third round. Kedren Johnson leads the 'Dores averaging a team-best 15.7 ppg, while Kevin Bright is pulling down a team-high 6.1 rpg. The Commodores shot only 32.9% from the floor for the versus, its second-worst shooting performance of the season. However, Vanderbilt outrebounded the Wildcats, 42-37 and 20-9 on the offensive glass. The Commodores, who trailed by 16 with 16:27 to go in regulation, scored 18 unanswered points in the second half and took the lead, 49-47, with 6:11 to play. The game featured three ties and two lead changes. Vanderbilt's bench outscored the Wildcats' bench, 21-5.

BUCKNER MOVES UP IN SEC CAREER BLOCKS LIST

Senior F **Reginald Buckner** became the Rebels' all-time career leader in blocked shots last year. **In just 110 games, the Memphis native has now accumulated 270 blocks, and moved passed Jamaal Magloire, of Kentucky, for ninth in SEC history**. The school record was previously held by Sean Murphy, who had 180 blocks in 117 games from 1988-91. **Buckner's 2.8 average this season ranks second among SEC players and 11th in the nation**. He now holds the school record for blocks in a career, season and game. He blocked at least one shot in every game this season, 31-of-33 games last year and 98-of-111 games over his four-year career. His total of 69 blocks last season is the Ole Miss record by a junior and is the second-most in a season in school history. His sophomore season total of 95 is the school record.

SEC Career Blocks Leaders

1. 564 Jarvis Varnado, Mississippi State (2007-10)
2. 412 Shaquille O'Neal, LSU (1990-92)
3. 360 Kyle Davis, Auburn (2001-04)
4. 327 Lavon Mercer, Georgia (1977-80)
5. 318 Steven Hill, Arkansas (2005-08)
6. 285 Robert Horry, Alabama (1989-92)
7. 275 Sam Muldrow, South Carolina (2008-11)
8. 272 Dwayne Schintzius, Florida (1986-90)
9. **270 Reginald Buckner, Ole Miss (2009-)**
10. 268 Jamaal Magloire, Kentucky (1997-2000)
11. 266 Roy Rogers, Alabama (1993-96)
12. 249 Brandon Wallace, South Carolina (2004-07)
249 Erick Dampier, Mississippi State (1994-96)
14. 247 Charles Claxton, Georgia (1992-95)
15. 241 Mamadou N'diaye, Auburn (1997-2000)

OLE MISS TAKES DOWN FIRST BIG EAST FOE

Ole Miss earned its first-ever home win over a Big East member school when the Rebels took down Rutgers. The Rebels had previously beaten Louisville, South Florida and Temple at home, but none were members of the Big East at the time. Last year, Ole Miss knocked off Miami for its first home win versus an ACC opponent and defeated Penn State for its first-ever Big Ten road win.

HOLLOWAY NAMED TO DIAMOND HEAD ALL-TOURNAMENT TEAM

Senior F Murphy Holloway was named to the Diamond Head Classic All-Tournament team after averaging 19.0 ppg and 11.7 rpg over three contests. Holloway posted double-doubles to two games, including a 23-point, 13-rebound effort vs. San Francisco, and missed a third-straight double-double in the final game by just one rebound.

HOLLOWAY NAMED SEC PLAYER OF THE WEEK

Senior F **Murphy Holloway** was named the **SEC Player of the Week for Nov. 26** after averaging 19 points and 8.5 boards in a pair of wins over McNeese State and Lipscomb. He scored 15 points versus McNeese to become the 34th player in Rebel history to top 1,000-career points and posted a season-high 23 points and pulled down eight rebounds in just 24 minutes against Lipscomb. Holloway was a perfect 7-for-7 from the field against the Cowboys and shot 80.0 percent for the week to raise his SEC-best field goal percentage to 71.7 for the season.

KENNEDY NOTCHES CAREER WIN 150

With a victory over McNeese State, head coach **Andy Kennedy** notched his 150th career victory. Kennedy is 158-93 (.629 winning pct.) in his eighth season as a head coach.

WE MUST PROTECT THIS BALL

Sophomore point guard Jarvis Summers has done a particularly great job of limiting turnovers this season, as he leads the SEC and ranks fifth in the nation in assist/turnover ratio at 4.0. Summers has only committed 13 turnovers on the season compared to 53 assists.

DEFENDING HOME COURT

Winning at home has been a trademark of **Andy Kennedy's** squads since he took the reins in 2006-07. **Ole Miss is 93-18 (.838 win pct.) in games played at Tad Smith Coliseum during Kennedy's tenure**, including a 9-0 record this season. Ole Miss has won 224 of its last 274 games (.818 win pct.) in Oxford dating back to the 1995-96 campaign. The Rebels have an all-time record of 457-197 (.699 win pct.) at Tad Smith Coliseum, which opened in 1965-66.

REBELS ADD INTERNATIONAL FLAVOR IN FALL SIGNING PERIOD

Ole Miss added three international player during the fall signing period as Dwight Coleby (Bahamas), Janari Joesaar (Estonia) and Sebastian Saiz (Spain) all signed national letters of intent to join the Rebels for the 2013-14 academic year. Coleby transferred to the Piney Woody School (Miss.) last season and averaged 18 points and 12 boards a game. A Clarion-Ledger "Dandy Dozen" selection, he is rated the No. 18 center and No. 149 player in the nation by Rivals.com and played for the Jackson Tigers AAU squad last summer. The 6-9, 235-pound big man is also listed as the No. 160 player in the nation by 247Sports and the 17th-best center in the country by ESPN.com. A 6-7 wing, Joesaar joins the Rebels from Sunrise Christian Academy in Wichita, Kan. Before coming stateside, Joesaar averaged 12.3 points and 6.7 rebounds for the Estonia U-20 national team at the 2011 European Championships, after posting 12.3 points and 8.3 rebounds in 2010. A teammate of Joesaar at Sunrise Christian, Saiz was a member of the Spanish U-18 national team and averaged 6.6 points and 5.4 rebounds this year at the European Championships. The 6-9, 232-pound forward recorded a double-double with 12 points and 11 rebounds versus Lithuania and was rated one of the top prospects in Europe by EuroHoops Magazine.

NON-CONFERENCE SUCCESS

Ole Miss boasts an 86-23 record (.789 win pct.) against teams outside the SEC since **Andy Kennedy** took over in 2006-07, **including a 59-2 mark at home.** The Rebels are 11-2 versus non-conference foes this year.

PRESEASON PROJECTIONS

Ole Miss was predicted to finish seventh in the SEC in the preseason media poll. The league eliminated the East and West divisions for the 2011-12 season. Kentucky was tabbed league champion, followed by Florida, Missouri, Tennessee, Arkansas, Alabama and Ole Miss. Rounding out the predictions were Georgia, Texas A&M, Vanderbilt, LSU, Auburn, South Carolina and Mississippi State. **Athlon also tabbed Murphy Holloway to the national All-Underrated first team.**

FIVE POSTSEASON BERTHS IN SIX YEARS

With a selection to last year's NIT, Ole Miss earned its fifth postseason berth in six seasons. **Andy Kennedy is the first coach in school history to lead the Rebels to five postseason appearances.** Ole Miss also made NIT appearances in 2007, 2008, 2010 and 2011, reaching the Final Four in New York in 2008 and 2010.

REBELS REACH 20 WINS ... AGAIN

The Rebels reached 20 wins last year for the fifth time in the last six seasons under **Andy Kennedy.** Ole Miss had seven 20-win campaigns in the 96 seasons prior to Kennedy's arrival in Oxford. **He is just the sixth coach in SEC history**

CAREER RECORDS WATCH

BLOCKED SHOTS

1. **270** **Reginald Buckner (111 games, 2010-)**
2. 180 Sean Murphy (117 games, 1988-91)
3. 132 Rahim Lockhart (123 games, 1998-2001)
4. 114 Johnnie Rogers (54 games, 1996-99)
5. 113 Terrance Henry (132 games, 2009-12)

REBOUNDS

1. 945 Walter Actwood (103 games, 1974-77)
2. **905** **Murphy Holloway (111 games, 2009-)**
3. 828 Elston Turner (113 games, 1978-81)
4. 827 Joe Gibbon (86 games, 1954-57)
5. 826 John Stroud (110 games, 1977-80)
6. 780 Rahim Lockhart (123 games, 1998-2001)
7. 774 Dwayne Curtis (90 games, 2006-08)
8. 766 Justin Reed (122 games, 2001-04)

FIELD GOAL PERCENTAGE

1. .584 Dwayne Curtis (506-866, 2006-08)
2. .561 Rahim Lockhart (474-845, 1998-2001)
3. .560 Roger Stieg (350-624, 1980-83)
4. .554 Marcus Hicks (342-617, 1999-2000)
5. .5474 Carlos Clark (710-1297, 1980-83)
6. .5470 Fred Cox (448-819, 1972-74)
7. **.543** **Murphy Holloway (500-921, 2009-)**

STEALS

1. 211 Jason Smith (118 games, 1996-99)
2. 179 Eric Laird (110 games, 1982-85)
3. 172 Jason Harrison (132 games, 1999-2002)
4. **163** **Murphy Holloway (111 games, 2009-)**
5. 159 Gerald Glass (60 games, 1989-90)
6. 157 Joe Ayers (112 games, 1984-87)
7. 155 Elston Turner (113 games, 1978-81)
8. 154 Rod Barnes (103 games, 1985-88)
9. 148 Rahim Lockhart (123 games, 1998-2001)

DOUBLE-DOUBLES

1. 45 Joe Gibbon (86 games, 1954-57)
2. 37 Coolidge Ball (76 games, 1972-74)
3. 34 Dwayne Curtis (90 games, 2006-08)
4. **33** **Murphy Holloway (111 games, 2009-)**
5. 32 Denver Brackeen (42 games, 1954-55)
6. 31 John Stroud (110 games, 1977-80)
7. 28 Ivan Richmann (67 games, 1958-60)
8. 27 Fred Cox (76 games, 1972-74)

GAME 16: OLE MISS AT VANDERBILT | PAGE 8

GAME LEADERS

LED TEAM IN PTS:

Marshall Henderson 9
 Murphy Holloway 5
 Derrick Millinghaus 1

LED TEAM IN REBS:

Murphy Holloway 13
 Reginald Buckner 4

LED TEAM IN ASSISTS:

Jarvis Summer 12
 Derrick Millinghaus 3
 Marshall Henderson 2
 Nick Williams 2
 Martavious Newby 1

DOUBLE-FIGURE PTS:

Murphy Holloway 15
 Marshall Henderson 14
 Reginald Buckner 1
 Nick Williams 9
 Jarvis Summers 5
 Derrick Millinghaus 2
 Aaron Jones 1
 Martavious Newby 1
 LaDarius White 1

DOUBLE-FIGURE REBS:

Murphy Holloway 9
 Reginald Buckner 5

20-POINT GAMES:

Marshall Henderson 6
 Murphy Holloway 3

30-POINT GAMES:

Marshall Henderson 1

DOUBLE-DOUBLES:

Murphy Holloway 8
 Reginald Buckner 4

to guide his teams to 20+ wins in five of his first six seasons. The others: Joe. B. Hall (Kentucky), Don DeVoe (Tennessee), Rick Pitino (Kentucky), Tubby Smith (Kentucky) and Bruce Pearl (Tennessee).

WINNING SEASONS

Ole Miss boasted a sixth straight winning season in 2011-12. The last time the school had six straight winning campaigns was the 1996-97 to 2001-02 seasons. **Andy Kennedy** is only the second coach in school history to guide the Rebels to six straight winning seasons. The other was R.L. Sullivan (1920-25).

KENNEDY'S FIRST SIX YEARS RANKS AMONG ALL-TIME SEC GREATS

With his 125th win vs. Tennessee last season, **Andy Kennedy** passed future Hall of Famer Billy Donovan and has the sixth-most wins by an SEC head coach in his first six years in the league.

1. Rick Pitino (Kentucky) - 150
2. Bruce Pearl (Tennessee) - 145
3. Joe B. Hall (Kentucky) - 135
4. Wimp Sanderson (Alabama) - 127
5. Rick Stansbury (Mississippi State) - 126
6. **Andy Kennedy** (Ole Miss) - 125

NEW ARENA ON THE HORIZON

Plans are in place for Ole Miss Hoops to play in a brand new arena beginning in the 2015-16 season. The Forward Together capital campaign, launched in August 2011, seeks to raise \$150 million in support of a comprehensive initiative aimed at a new basketball facility and enhancements to Vaught-Hemingway Stadium and other athletics facilities. **The UMAA Foundation announced on Aug. 30 that the campaign has already reached the \$75 million mark.**

GAME-BY-GAME STARTING LINEUPS (2012-13)

Opponent	Result	PG	G	G/F	F	F/C
Mississippi Valley State	W, 93-57	Summers	Henderson	Williams	Holloway	Buckner
Coastal Carolina	W, 90-72	Millinghaus	Henderson	Williams	Holloway	Buckner
Arkansas-Little Rock	W, 92-52	Summers	Henderson	Williams	Holloway	Buckner
McNeese State	W, 76-50	Summers	Henderson	Williams	Holloway	Buckner
Lipscomb	W, 91-45	Summers	Henderson	Williams	Holloway	Buckner
Rutgers	W, 80-67	Summers	Henderson	Williams	Holloway	Buckner
at Middle Tennessee St.	L, 65-62	Summers	Henderson	Williams	Holloway	Buckner
ETSU	W, 77-55	Summers	Henderson	Williams	Holloway	Buckner
at Loyola Marymount	W, 73-70	Summers	Henderson	Williams	Holloway	Buckner
vs. Indiana State	Lot, 87-85	Summers	Henderson	Williams	Holloway	Buckner
vs. San Francisco	W, 85-78	Summers	Henderson	Williams	Holloway	Buckner
at Hawai'i	W, 81-66	Summers	Henderson	Williams	Holloway	Buckner
Fordham	W, 95-68	Summers	Henderson	White	Holloway	Buckner
at Tennessee	W, 92-74	Summers	Henderson	White	Jones	Buckner
Missouri	W, 64-49	Summers	Henderson	White	Holloway	Buckner
at Vanderbilt						
Arkansas						
Tennessee						
at Auburn						
Kentucky						
at Florida						
Mississippi State						
at Missouri						
at Texas A&M						
Georgia						
at South Carolina						
Auburn						
Texas A&M						
at Mississippi State						
Alabama						
at LSU						
TOTALS:		Summers (14)	Henderson (15)	Williams (12)	Holloway (14)	Buckner (15)
		Millinghaus (1)		White (3)	Jones (1)	

LAST GAME

Game 15 | Jan. 12, 2013
 Ole Miss 64, No. 10/12 Missouri
 Oxford, Miss. | Tad Smith Coliseum

OXFORD, Miss. (AP) - Murphy Holloway scored a game-high 22 points, repeatedly getting his chiseled 6-foot-7, 240-pound body into good position and finishing at the rim, to lead Ole Miss to a surprisingly easy 64-49 victory over No. 10 Missouri on Saturday.

Jarvis Summers added 12 points. He and Holloway helped offset a mediocre night from Marshall Henderson, the SEC's leading scorer who finished with only 11 points on 4 of 11 shooting.

Ole Miss (13-2, 2-0 Southeastern Conference) led the entire game, jumping out to an early 9-0 lead thanks to timely shooting and superior defense. Holloway was nearly unstoppable in the paint, making 8 of 12 shots from the field and 6 of 10 free throws.

Missouri (12-3, 1-1) was without leading scorer Laurence Bowers, who is out with a sprained MCL in his right knee, and it was obvious the offense missed him. The Tigers were led by 13 points from Jabari Brown.

Missouri pulled to 41-33 with 16 minutes remaining, but couldn't get any closer. The Rebels' defense was suffocating for most of the night, forcing 19 turnovers. And it seemed like every time there was a loose ball, an Ole Miss player would emerge from the pile with possession.

The convincing victory capped an impressive week to open SEC play. The Rebels beat Tennessee on the road on Wednesday. The Tigers needed nearly seven minutes to score their first basket. Missouri shot just 11 of 33 (33 percent) in the first half.

Ole Miss wasn't much better on offense early, shooting 38 percent from the field in the first half, but did enough to take a 31-22 lead into halftime. Derrick Millinghaus led the Rebels with 8 first half points, including a pair of 3-pointers.

Official Basketball Box Score -- Game Totals -- Final Statistics
 Missouri vs Ole Miss
 1/12/13 7 PM at Oxford, Miss./Tad Smith Coliseum

Missouri 49 • 12-3 (1-1)

#	Player	Total		3-Ptr		Rebounds		PF	TP	A	TO	Blk	Stl	Min	
		FG-FGA	FG-FGA	FT-FTA	Off	Def	Tot								
42	Oriakhi, Alex	f	2-4	0-0	0-0	2	4	6	2	4	0	2	3	0	23
01	Pressey, Phil	g	5-11	0-4	0-0	1	2	3	0	10	5	5	0	0	36
05	Bell, Keion	g	5-11	0-1	1-1	1	6	7	3	11	1	2	0	1	30
32	Brown, Jabari	g	4-13	2-7	3-3	0	7	7	2	13	1	3	0	0	38
33	Ross, Earnest	g	1-7	0-4	1-2	0	3	3	1	3	1	3	0	4	24
03	Criswell, Tony	g	3-4	0-0	0-0	1	1	2	5	6	1	0	0	0	14
10	Bull, Dominique	g	0-1	0-0	0-0	0	0	0	0	0	0	0	0	0	1
14	Webster-Chan, Negus	g	0-2	0-2	0-0	1	0	1	0	0	3	0	0	0	9
31	Feldmann, Danny	g	0-0	0-0	0-0	0	0	0	0	0	0	0	0	0	4
35	Jankovic, Stefan	g	0-1	0-0	0-0	0	1	1	1	0	0	0	1	0	4
44	Rosburg, Ryan	g	1-3	0-0	0-0	1	0	1	4	2	0	1	0	1	17
	Team					4	1	5							
Totals			21-57	2-18	5-6	11	25	36	19	49	9	19	4	6	200
FG % 1st Half:		10-30	33.3%	2nd half:	11-27	40.7%	Game:		21-57	36.8%	Deadball				
3FG % 1st Half:		1-8	12.5%	2nd half:	1-10	10.0%	Game:		2-18	11.1%	Rebounds				0
FT % 1st Half:		1-2	50.0%	2nd half:	4-4	100.0%	Game:		5-6	83.3%					

Ole Miss 64 • 13-2 (2-0)

#	Player	Total		3-Ptr		Rebounds		PF	TP	A	TO	Blk	Stl	Min	
		FG-FGA	FG-FGA	FT-FTA	Off	Def	Tot								
23	Buckner, Reginald	f	0-5	0-0	0-0	3	7	10	3	0	0	1	1	1	32
31	Holloway, Murphy	f	8-12	0-0	6-10	3	5	8	1	22	1	1	1	4	31
10	White, LaDarius	g	2-6	0-3	0-0	0	2	2	0	4	1	3	0	0	20
22	Henderson, Marshall	g	4-11	2-8	1-2	1	3	4	2	11	1	4	0	3	29
32	Summers, Jarvis	g	2-8	0-1	8-8	0	3	3	3	12	1	1	1	1	27
01	Newby, Martavious	g	0-0	0-0	0-0	0	0	0	1	0	0	0	0	0	3
03	Millinghaus, Derrick	g	3-6	2-3	0-0	1	0	1	2	8	1	1	0	1	15
20	Williams, Nick	g	2-6	1-3	0-0	0	2	2	1	5	2	1	0	0	26
25	Brutus, Terry	g	0-0	0-0	0-0	0	0	0	0	0	0	0	0	0	1
34	Jones, Aaron	g	1-2	0-0	0-0	1	2	3	1	2	0	0	0	0	16
	Team					2	2	4							
Totals			22-56	5-18	15-20	11	26	37	14	64	7	12	3	13	200
FG % 1st Half:		12-32	37.5%	2nd half:	10-24	41.7%	Game:		22-56	39.3%	Deadball				
3FG % 1st Half:		4-11	36.4%	2nd half:	1-7	14.3%	Game:		5-18	27.8%	Rebounds				3
FT % 1st Half:		3-4	75.0%	2nd half:	12-16	75.0%	Game:		15-20	75.0%					

Officials: Mike Nance, Lee Cassekk, Tracy Woodson
 Technical fouls: Missouri-None. Ole Miss-None.
 Attendance: 9173

Score by periods	1st	2nd	Total
Missouri	22	27	49
Ole Miss	31	33	64

Last FG - MU 2nd-03:32, UM 2nd-07:44.
 Largest lead - MU None, UM by 20 2nd-05:12.

Points	In	Off	2nd	Fast	Bench
MU	30	12	9	4	8
UM	24	18	5	6	15

Score tied - 0 times.
 Lead changed - 0 times.

LAST MEETING

Game 33 | March 10, 2012
 Vanderbilt 65, Ole Miss 53
 New Orleans, La. | New Orleans Arena

NEW ORLEANS (AP) - Ole Miss' SEC Tournament run ended in the semifinals with a 65-53 loss to Vanderbilt at the New Orleans Arena.

John Jenkins scored 23 points and Brad Tinsley added 12 for Vanderbilt (23-10). After a cold first half, Vanderbilt hit 50 percent (6 of 12) from 3-point range in the second half.

Vanderbilt outrebounded Ole Miss 36-29. Lance Goulbourne added 10 points and 12 rebounds for the Commodores, who will play top-ranked Kentucky on Sunday.

Ole Miss (20-13) briefly took a 32-31 lead early in the second half, but Vanderbilt eventually buried the Rebels with well-timed 3-pointers and relentless defense.

The Rebels were led by Jarvis Summers, who scored 15 points. LaDarius White added 13, his high point total against an SEC team this year.

Neither team shot well in the first half, but Jenkins hit a pair of late baskets, including a 3-pointer, to push Vanderbilt ahead 25-23.

Ole Miss made one last run, pulling within 49-44 with 7:24 remaining, but then it was Tinsley's turn to hit a few big 3-pointers, and Vanderbilt went on an 8-0 run to put the game away.

Official Basketball Box Score -- Game Totals -- Final Statistics
 Ole Miss vs Vanderbilt
 03/10/12 3:25pm CT at SEC Men's Basketball Tourney-New Orleans



Ole Miss 53 • 20-13 (8-8)

#	Player	Total		3-Ptr		Rebounds		PF	TP	A	TO	Blk	Stl	Min	
		FG-FGA	FG-FGA	FT-FTA	Off	Def	Tot								
01	Henry, Terrance	f	2-8	2-3	2-2	0	1	1	4	8	0	3	1	2	29
23	Buckner, Reginald	f	3-6	0-0	1-4	1	1	2	5	7	0	0	1	0	19
31	Holloway, Murphy	f	2-5	0-0	2-4	0	10	10	1	6	1	1	1	3	36
20	Williams, Nick	g	0-5	0-2	0-0	0	3	3	1	0	0	2	0	0	28
32	Summers, Jarvis	g	4-8	1-1	6-6	0	4	4	3	15	4	4	0	0	37
04	Cox, Demarco	g	1-1	0-0	2-4	2	1	3	0	4	0	1	0	0	15
10	White, LaDarius	g	5-9	0-2	3-3	0	4	4	2	13	1	1	0	1	24
12	Aniefiok, Maurice	g	0-0	0-0	0-0	0	0	0	0	0	0	0	0	0	2
34	Jones, Aaron	g	0-0	0-0	0-0	1	0	1	0	0	0	0	1	0	10
	Team					0	1	1							
Totals			17-42	3-8	16-23	4	25	29	17	53	6	13	4	6	200

FG % 1st Half: 7-23 30.4% 2nd half: 10-19 52.6% Game: 17-42 40.5%
 3FG % 1st Half: 1-3 33.3% 2nd half: 2-5 40.0% Game: 3-8 37.5%
 FT % 1st Half: 8-12 66.7% 2nd half: 8-11 72.7% Game: 16-23 69.6%

Vanderbilt 65 • 23-10 (10-6)

#	Player	Total		3-Ptr		Rebounds		PF	TP	A	TO	Blk	Stl	Min	
		FG-FGA	FG-FGA	FT-FTA	Off	Def	Tot								
05	Goulbourne, Lance	f	3-4	0-1	4-5	3	9	12	2	10	3	3	1	3	33
44	Taylor, Jeffery	f	1-5	0-3	0-0	2	0	2	1	2	2	0	0	0	28
03	Ezell, Festus	c	0-3	0-0	0-2	4	3	7	4	0	0	2	1	0	16
01	Tinsley, Brad	g	4-13	3-8	1-2	0	2	2	3	12	3	1	0	1	30
23	Jenkins, John	g	7-16	5-13	4-6	1	2	3	0	23	0	1	0	0	37
02	Johnson, Kedren	g	3-6	0-2	1-1	0	2	2	0	7	3	1	0	1	14
24	Parker, Dai-Jon	g	2-3	1-2	0-0	0	1	1	1	5	2	0	0	0	11
33	Thienhang, Steve	g	3-5	0-0	0-0	0	3	3	3	6	1	2	0	0	24
34	Moats, Shelby	g	0-0	0-0	0-0	0	0	0	0	0	0	0	0	0	1
45	Odom, Rod	g	0-1	0-0	0-0	1	1	2	3	0	0	0	0	0	6
	Team					1	1	2							
Totals			23-56	9-29	10-16	12	24	36	17	65	14	11	2	5	200

FG % 1st Half: 10-30 33.3% 2nd half: 13-26 50.0% Game: 23-56 41.1%
 3FG % 1st Half: 3-17 17.6% 2nd half: 6-12 50.0% Game: 9-29 31.0%
 FT % 1st Half: 2-6 33.3% 2nd half: 8-10 80.0% Game: 10-16 62.5%

Officials: Doug Shows, Joe Lindsay, Bert Smith
 Technical fouls: Ole Miss-None. Vanderbilt-None.
 Attendance: 18523
 Session 5 Attendance: 18,523

Score by periods	1st	2nd	Total
Ole Miss	23	30	53
Vanderbilt	25	40	65

Points	In	Off	2nd	Fast	Bench
UM	26	9	4	4	17
VU	22	16	9	6	18

Last FG - UM 2nd-01:50, VU 2nd-02:45.
 Largest lead - UM by 3 2nd-19:07, VU by 13 2nd-04:28.

Score tied - 7 times.
 Lead changed - 10 times.

THE LAST TIME

An Ole Miss team...

Scored 100+ points at home 100 vs. Alcorn State (Dec. 30, 2010)
 Scored 100+ points on the road. 104 at Mississippi State (4ot) (Jan. 24, 1990)
 Scored 100+ points and lost 104 at Mississippi State (4ot) (Jan. 24, 1990)
 Scored 110+ points 111 vs. Prairie View (Dec. 29, 1998)
 Scored 50 points or less 50 vs. SMU (Jan. 3, 2012)
 Scored 40 points or less 40 at Kentucky (Feb. 22, 2006)
 Scored 50 or less and won 50-48 vs. SMU (Jan. 3, 2012)
 Held opponent to 50 or less 49 vs. Missouri (Jan. 12, 2013)

Won an overtime game 77-72 vs. Tennessee (Mar. 9, 2012)
 Lost an overtime game 87-85 vs. Indiana State (Dec. 22, 2012)
 Won a double overtime game. 90-87 vs. Texas Tech (Mar. 23, 2010)
 Lost a double overtime game 69-67 at Alabama (Feb. 4, 2012)
 Played a triple overtime game. Never Happened
 Played a four-overtime game. at Mississippi State (Jan. 24, 1990)

Made 10+ three-point field goals 10 vs. ETSU (Dec. 14, 2012)

Had 20+ rebound margin. 22 vs. Arkansas (Jan. 11, 2012)
 Had 25+ rebound margin. 25 vs. Florida A&M (Dec. 22, 2008)
 Had 50+ rebounds 55 vs. Mississippi Valley State (Nov. 9, 2012)
 Had 60+ rebounds 64 vs. Troy (Nov. 27, 2007)
 Had two players with 10+ rebounds at Tennessee (Jan. 9, 2013)
 Murphy Holloway (12) and Reginald Buckner (15)

Attempted 30+ free throws. 44 at Tennessee (Jan. 9, 2013)
 Attempted 40+ free throws. 44 at Tennessee (Jan. 9, 2013)
 Attempted 50+ free throws. 52 at Arkansas (Jan. 9, 1999)
 Made 25+ free throws 38 at Tennessee (Jan. 9, 2013)
 Made 30+ free throws 38 at Tennessee (Jan. 9, 2013)
 Made 35+ free throws 38 at Tennessee (Jan. 9, 2013)
 Shot 90% or better from FT line 92.9%, 13-14, at Arkansas (Feb. 5, 2011)

Had 20+ assists 22 vs. Illinois State (Mar. 14, 2012)
 Had 25+ assists 32 vs. Centenary (Dec. 19, 2009)
 Had 30+ assists 32 vs. Centenary (Dec. 19, 2009)

Had 25+ turnovers. 26 vs. Southern Utah (Nov. 18, 2005)
 Forced 25+ turnovers. 26 vs. Lipscomb (Nov. 23, 2012)
 Forced 30+ turnovers. 31 vs. Louisiana-Monroe (Nov. 24, 2007)

Had 15+ steals. 20 vs. Lipscomb (Nov. 23, 2012)
 Had 20+ steals. 20 vs. Lipscomb (Nov. 23, 2012)

Blocked 5+ shots 8 vs. Fordham (Jan. 4, 2013)
 Blocked 10+ shots 10 vs. Arkansas-Little Rock (Nov. 16, 2012)

Beat a ranked team. 64-49 vs. #10/12 Missouri (Jan. 12, 2013)
 Beat a ranked team on the road 67-57 at #23 LSU (Jan. 18, 2003)

Kept every opposing player out of double figures vs. UL-Monroe (Nov. 11, 2011)
 Had all five starters score in double figures. vs. Auburn (Feb. 4, 2009)
 Had five players score in double figures vs. Fordham (Jan. 4, 2013)
 Had no players score in double figures at LSU (Jan. 7, 2012)

Overcame a 5-point+ halftime deficit to win. 5 vs. San Francisco (Dec. 23, 2012)
 Overcame a 10-point+ halftime deficit to win 10 at Arkansas (March 6, 2010)

An Ole Miss player...

Scored 20+ points 22, Murphy Holloway vs. Missouri (Jan. 12, 2013)
 Scored 30+ points 32, Marshall Henderson at Tennessee (Jan. 9, 2013)
 Scored 40+ points 53, Gerald Glass vs. LSU (Mar. 4, 1989)

Made 5+ 3-pointers 7, Marshall Henderson vs. Indiana State (Dec. 22, 2012)
 Attempted 10+ 3-pointers . . 13, Marshall Henderson vs. Indiana State (Dec. 22, 2012)
 Attempted 15+ 3-pointers . . 16, Marshall Henderson vs. Indiana State (Dec. 22, 2012)

Had a double-double Murphy Holloway, 15 pts/12 rebs at Tennessee (Jan. 9, 2013)
 Reginald Buckner, 13 pts/15 rebs at Tennessee (Jan. 9, 2013)
 Had a double-double in 2 straight games Murphy Holloway (1/4/13, 1/9/13)
 Had a double-double in 3 straight games Murphy Holloway (12/19/12-12/23/12)
 Had a double-double in 4 straight games Dwayne Curtis (1/6/07-1/17/07)
 Had a double-double in 7 straight games Rahim Lockhart (11/19/99-12/4/99)
 Had 10+ double-doubles in a season 11, Murphy Holloway - 2011-12 season

Had 20+ points and 20+ rebounds Walter Actwood, 22 pts/22 rebs
 vs. ISU-Evansville (Dec. 1, 1975)

Had 15+ rebounds 15, Reginald Buckner at Tennessee (Jan. 9, 2013)
 Had 20+ rebounds. 20, Murphy Holloway vs. Auburn (Feb. 24, 2010)
 Had 10+ offensive rebounds. 10, Dwayne Curtis vs. Auburn (Feb. 25, 2006)
 Had 10+ defensive rebounds 11, Reginald Buckner at Tennessee (Jan. 9, 2013)

Had 10+ assists 12, Jarvis Summers vs. Illinois State (Mar. 14, 2012)
 Had 15+ assists 15, Sean Tuohy vs. Auburn (Jan. 26, 1980)

Had 5+ blocks 6, Reginald Buckner vs. Fordham (Jan. 4, 2013)
 Had 8+ blocks 8, Reginald Buckner at Arkansas (Feb. 5, 2011)

Had 5+ steals. 6, Martavious Newby vs. Lipscomb (Nov. 23, 2012)
 Had 8+ steals. 8, Gerald Glass vs. Christian Bros. (Nov. 25, 1988)

Made 10+ free throws 13, Marshall Henderson at Tennessee (Jan. 9, 2013)
 Made 15+ free throws 16, Ansu Sesay vs. Auburn (Jan. 31, 1998)
 Attempted 10+ free throws. 14, Marshall Henderson at Tennessee (Jan. 9, 2013)
 Attempted 15+ free throws. 15, Chris Warren vs. UTEP (Dec. 16, 2009)
 Attempted 20+ free throws. 20, Ansu Sesay vs. Arkansas (Feb. 18, 1995)

Shot 100% from the floor (min. 5) Murphy Holloway, 7-7, and Reginald Buckner, 6-6,
 vs. McNeese State (Nov. 20, 2012)

Played 40+ minutes Jarvis Summers vs. Illinois State (Mar. 14, 2012)

Fouled out. Reginald Buckner at Tennessee (Jan. 9, 2013)

UPDATED CAREER HIGHS

**#1
MARTAVIOUS NEWBY**

POINTS
11 vs. Mississippi Valley State (11/9/12)

REBOUNDS
8 vs. Mississippi Valley State (11/9/12)

FIELD GOALS
4 vs. Mississippi Valley State (11/9/12)

FREE THROWS
7 vs. Lipscomb (11/23/12)

THREE-POINTERS
None

ASSISTS
6 vs. ETSU (12/14/12)

STEALS
6 vs. Lipscomb (11/23/12)

BLOCKS
1 vs. Mississippi Valley State (11/9/12)

**#3
DERRICK MILLINGHAUS**

POINTS
19 vs. Arkansas-Little Rock (11/16/12)

REBOUNDS
5 vs. Indiana State (12/22/12)

FIELD GOALS
5, 2x, last vs. Fordham (1/4/13)

FREE THROWS
9 vs. Arkansas-Little Rock (11/16/12)

THREE-POINTERS
3 vs. Fordham (1/4/13)

ASSISTS
5 vs. Arkansas-Little Rock (11/16/12)

STEALS
3, 2x, last vs. ETSU (12/14/12)

BLOCKS
None

**#4
DEMARCO COX**

POINTS
11 vs. Alcorn State (12/30/10)

REBOUNDS
10 vs. Alcorn State (12/30/10)

FIELD GOALS
5 vs. Miss. Valley State (12/13/10)

FREE THROWS
3, 3x, last vs. LSU (2/25/12)

THREE-POINTERS
None

ASSISTS
2 vs. Grambling (11/14/11)

STEALS
2, 4x, last vs. Lipscomb (11/23/12)

BLOCKS
3 vs. Alcorn State (12/30/10)

**#10
LaDARIUS WHITE**

POINTS
25 vs. Illinois State (3/14/12)

REBOUNDS
7 vs. Mississippi Valley State (11/9/12)

FIELD GOALS
10 vs. Illinois State (3/14/12)

FREE THROWS
4, twice, last vs. SMU (1/3/12)

THREE-POINTERS
4, twice, last vs. Illinois State (3/14/12)

ASSISTS
4 vs. Mississippi Valley State (12/10/11)

STEALS
3 vs. Middle Tennessee (12/21/11)

BLOCKS
2 vs. Mississippi Valley State (12/10/11)

**#13
ANTHONY PEREZ**

POINTS
9, 2x, last vs. Lipscomb (11/23/12)

REBOUNDS
4, 2x, last vs. Lipscomb (11/23/12)

FIELD GOALS
3 vs. Mississippi Valley State (11/9/12)

FREE THROWS
5 vs. Lipscomb (11/23/12)

THREE-POINTERS
1, 2x, last vs. San Francisco (12/23/12)

ASSISTS
2, 2x, last vs. McNeese State (11/20/12)

STEALS
1, 2x, last vs. ETSU (12/14/12)

BLOCKS
1, 3x, last vs. Lipscomb (11/23/12)

**#20
NICK WILLIAMS**

POINTS
22 vs. Auburn (3/8/12)

REBOUNDS
8, 4x, last vs. Arkansas (1/11/12)

FIELD GOALS
9 vs. Auburn (3/8/12)

FREE THROWS
7 vs. Mississippi State (1/18/12)

THREE-POINTERS
4, 3x, last vs. San Francisco (12/23/12)

ASSISTS
5, 2x, last at Penn State (12/4/11)

STEALS
3, 4x, last vs. Missouri (1/12/13)

BLOCKS
1, 6x, last vs. UALR (11/16/12)

**#22
MARSHALL HENDERSON**

POINTS
32 at Tennessee (1/9/13)

REBOUNDS
7 vs. Lipscomb (11/23/12)

FIELD GOALS
10 vs. Indiana State (12/22/12)

FREE THROWS
13 at Tennessee (1/9/13)

THREE-POINTERS
7 vs. Indiana State (12/22/12)

ASSISTS
5 vs. Lipscomb (11/23/12)

STEALS
3 vs. Missouri (1/12/13)

BLOCKS
None

**#23
REGINALD BUCKNER**

POINTS
19 vs. Mississippi State (1/18/12)

REBOUNDS
16 at Southern Miss (12/17/11)

FIELD GOALS
8, 3x, last vs. Indiana State (12/22/12)

FREE THROWS
7 at Tennessee (1/9/13)

THREE-POINTERS
1, 2x, last at Arkansas (2/5/11)

ASSISTS
3 vs. Auburn (2/11/12)

STEALS
4 vs. Mississippi Valley State (11/9/12)

BLOCKS
8 at Arkansas (2/5/11)

**#25
TERRY BRUTUS**

POINTS
6 vs. Mississippi Valley State (11/9/12)

REBOUNDS
3 at Tennessee (1/9/13)

FIELD GOALS
3 vs. Mississippi Valley State (11/9/12)

FREE THROWS
None

THREE-POINTERS
None

ASSISTS
None

STEALS
1, 2x, last vs. UALR (11/16/12)

BLOCKS
None

**#31
MURPHY HOLLOWAY**

POINTS
26 vs. Indiana (11/19/09)

REBOUNDS
20 vs. Auburn (2/24/10)

FIELD GOALS
12 vs. Indiana (11/19/09)

FREE THROWS
7 at Tennessee (1/9/13)

THREE-POINTERS
1 vs. Lipscomb (11/23/12)

ASSISTS
4, 3x, last vs. Rutgers (12/1/12)

STEALS
6 vs. Arkansas (3/6/10)

BLOCKS
3 vs. Arkansas (3/6/10)

**#32
JARVIS SUMMERS**

POINTS
27 at Penn State (12/4/11)

REBOUNDS
5, 4x, last vs. Tennessee (3/9/12)

FIELD GOALS
10 at Penn State (12/4/11)

FREE THROWS
8, 2x, last vs. Missouri (1/12/13)

THREE-POINTERS
4, 2x, last at Auburn (1/14/12)

ASSISTS
12 vs. Illinois State (3/14/12)

STEALS
4 at Loyola Marymount (12/19/12)

BLOCKS
1, 4x, last vs. ETSU (12/14/12)

**#34
AARON JONES**

POINTS
10, 3x, last at Hawai'i (Dec. 23, 2012)

REBOUNDS
8 vs. McNeese State (11/20/12)

FIELD GOALS
5 vs. Grambling (11/14/11)

FREE THROWS
2, 3x, last at Hawai'i (Dec. 23, 2012)

THREE-POINTERS
None

ASSISTS
3 vs. McNeese State (11/20/12)

STEALS
3, 2x, last vs. Lipscomb (11/23/12)

BLOCKS
5 vs. Arkansas-Little Rock (11/16/12)

GAME-BY-GAME STATS

OPPONENT	1H-2H-F	FG-FGA	PCT	3P-3PA	PCT	FT-FTA	PCT	OF-DF-TotRb	A	TO	BLK	ST
Mississippi Valley State	21-36-57	19-59	.322	5-21	.238	14-24	.583	15-28-43	7	23	1	6
at OLE MISS	44-49-93	31-78	.397	6-27	.222	25-39	.641	24-30-54	14	11	8	13
Coastal Carolina	39-33-72	26-62	.419	6-16	.375	14-22	.636	15-24-39	17	19	3	6
at OLE MISS	36-54-90	33-65	.508	9-27	.333	15-25	.600	12-22-34	19	11	3	9
UALR	33-19-52	19-64	.297	6-23	.261	8-15	.533	17-17-34	7	20	3	7
at OLE MISS	47-57-92	33-63	.524	6-18	.333	20-27	.741	13-34-47	13	15	10	9
McNeese State	30-20-50	20-59	.339	1-12	.083	9-11	.818	15-16-31	8	20	1	12
at OLE MISS	39-37-76	31-66	.470	3-14	.214	11-13	.846	21-26-47	14	14	3	10
Lipscomb	22-23-45	12-49	.245	2-17	.118	19-29	.655	8-30-38	8	26	2	3
at OLE MISS	43-48-91	30-69	.435	8-32	.250	23-33	.697	12-31-43	19	9	9	20
Rutgers	36-31-67	22-54	.407	5-16	.313	18-26	.692	7-34-41	14	14	2	6
at OLE MISS	32-48-80	28-64	.438	7-23	.304	17-39	.436	16-26-42	18	8	3	6
Ole Miss	29-33-62	22-52	.423	5-21	.238	13-16	.813	10-25-35	7	18	4	6
at MTSU	33-32-35	25-54	.444	5-15	.333	12-19	.632	8-22-30	10	14	5	10
ETSU	22-33-55	18-55	.327	5-22	.227	14-24	.583	14-26-40	8	22	2	9
at OLE MISS	33-44-77	28-64	.438	10-28	.357	11-18	.611	16-27-43	17	18	9	13
Ole Miss	44-29-73	28-66	.424	8-19	.421	9-15	.600	12-29-41	16	12	5	8
at LOYOLA MARYMOUNT	33-37-70	26-59	.441	5-14	.537	13-20	.650	10-29-39	14	17	1	6
Ole Miss	33-42-10-85	34-83	.410	10-31	.323	7-13	.538	18-28-46	11	7	6	9
vs INDIANA STATE	44-31-12-87	30-70	.429	9-22	.409	18-24	.750	14-31-45	16	13	3	3
Ole Miss	33-52-85	26-57	.456	9-19	.474	24-30	.800	10-23-33	5	14	4	6
vs SAN FRANCISCO	38-40-78	28-55	.509	7-22	.318	15-19	.789	5-22-27	14	14	0	2
Ole Miss	29-52-81	27-61	.443	7-20	.350	20-25	.800	12-20-32	15	8	7	8
at HAWAI'I	30-36-66	24-61	.393	2-16	.125	16-20	.800	15-26-41	13	15	5	2
Fordham	35-33-68	26-67	.388	7-25	.280	9-12	.750	19-19-38	15	22	3	7
at OLE MISS	46-49-95	33-66	.500	7-16	.438	22-27	.815	16-23-39	13	13	8	12
Ole Miss	38-54-92	25-58	.431	4-15	.267	38-44	.864	14-33-47	9	11	5	6
at Tennessee	30-44-74	25-65	.385	7-26	.269	17-26	.654	9-23-32	11	8	2	6
Missouri	22-17-49	21-57	.368	2-18	.111	5-6	.833	11-25-36	9	19	4	6
at OLE MISS	31-33-64	22-56	.393	5-18	.278	15-20	.750	11-26-37	9	12	4	13

GAME-BY-GAME RECAPS

Game 1 | Nov. 9, 2012
Ole Miss 93, Mississippi Valley State 57
Oxford, Miss. | Tad Smith Coliseum

OXFORD, Miss. - Junior Marshall Henderson hit five three-pointers and poured in a game-high 22 points and senior Murphy Holloway collected his 26th career double-double, as Ole Miss raced pasted Mississippi Valley State 93-57 in the season opener on Friday night.

Holloway finished with 15 points and added 11 boards to give him 754 rebounds for his career and move him into a tie with Coolidge Ball for eighth on the Ole Miss career list. Freshman Martavious Newby added 11 points and eight rebounds, while senior Reginald Buckner added 10 points, four steals and three blocks for the Rebels (1-0).

Mississippi Valley State (0-1) was led by Davon Usher with 19 points and six assists. The Delta Devils struggled from the field, managing only 32.2 percent (19 of 59), including 10 consecutive misses from three-point range in the first half.

Ole Miss shot 39.7 percent (31 of 78) from the field, but had a decisive edge from the free throw line, hitting 64 percent (25 of 39). The Rebels out rebounded Mississippi Valley State 53-44 and forced 23 turnovers.

The Rebels led 44-21 at the halftime. Henderson led the first half with 13 points. Holloway added seven rebounds in the first half.

Official Basketball Box Score -- Game Totals -- Final Statistics
MVSU vs UM
11/9/12 8:30 at Oxford, Miss. (Tad Smith Coliseum)

MVSU 57 • 0-1

##	Player	Total			3-Ptr			Rebounds			PF	TP	A	TO	Blk	Stl	Min
		FG-FGA	FG-FGA	FT-FTA	FG-FGA	FG-FGA	FT-FTA	Off	Def	Tot							
00	Usher, Davon	f	5-17	2-8	7-8	1	5	6	3	19	0	4	0	0	0	36	
21	Brandt, Nate	f	1-10	0-4	0-1	1	1	2	3	2	1	3	0	0	29		
22	Ralling, Blake	f	1-3	0-1	0-0	1	2	3	4	2	0	1	0	0	16		
42	Holley, Montreal	c	0-1	0-0	0-0	0	1	1	2	0	0	1	0	1	14		
03	Marshall, Darryl	g	2-4	1-2	2-2	1	3	4	2	7	3	4	0	0	25		
01	Smith, Matt		2-7	0-0	2-7	6	5	11	4	6	1	5	0	3	27		
11	Dobbs, Cameron		3-8	2-5	0-0	0	0	0	0	8	0	0	0	0	11		
12	Samuels, Cordarius		0-0	0-0	1-2	0	0	0	1	1	0	1	0	0	2		
13	Henry, Cortland		0-0	0-0	0-0	0	0	0	2	0	0	0	0	0	3		
24	Framery, Arthur		0-0	0-0	0-0	0	0	0	1	0	0	0	0	0	3		
25	Tomlin, Darius		2-4	0-0	1-2	0	0	0	1	5	2	2	0	2	13		
31	Francis, Julius		3-5	0-0	1-2	1	5	6	3	7	0	2	1	0	21		
Team						4	6	10	1								
Totals			19-59	5-21	14-24	15	28	43	27	57	7	23	1	6	200		

FG % 1st Half: 6-28 21.4% 2nd half: 13-31 41.9% Game: 19-59 32.2% Deadball Rebounds 5
3FG % 1st Half: 0-10 0.0% 2nd half: 5-11 45.5% Game: 5-21 23.8%
FT % 1st Half: 9-15 60.0% 2nd half: 5-9 55.6% Game: 14-24 58.3%

UM 93 • 1-0

##	Player	Total			3-Ptr			Rebounds			PF	TP	A	TO	Blk	Stl	Min
		FG-FGA	FG-FGA	FT-FTA	FG-FGA	FG-FGA	FT-FTA	Off	Def	Tot							
23	Buckner, Reginald	f	3-4	0-0	4-6	2	3	5	2	10	1	1	3	4	27		
31	Holloway, Murphy	f	6-10	0-0	3-6	4	7	11	2	15	2	3	0	1	23		
20	Williams, Nick	g	1-6	0-1	2-2	0	2	2	0	4	3	1	0	1	20		
22	Henderson, Marshall	g	6-12	5-11	5-6	0	1	1	0	22	1	1	0	2	23		
32	Summers, Jarvis	g	1-2	0-1	1-2	0	1	1	4	3	1	0	1	0	17		
01	Newby, Martavious		4-12	0-3	3-3	5	3	8	2	11	2	2	1	0	15		
03	Millinghaus, Derrick		1-9	0-3	4-8	1	1	2	2	6	3	2	0	3	22		
05	Peeper, Cade		0-0	0-0	0-0	0	0	0	1	0	0	0	0	0	1		
10	White, LaDarius		0-5	0-3	1-2	1	6	7	2	1	1	0	1	1	17		
13	Perez, Anthony		3-8	1-4	2-2	1	1	2	2	9	0	0	1	0	18		
24	Norman, Will		1-1	0-0	0-1	1	1	2	1	2	0	0	0	0	2		
25	Brutus, Terry		3-6	0-0	0-1	2	0	2	0	6	0	0	0	1	10		
34	Jones, Aaron		2-3	0-1	0-0	3	1	4	2	4	0	1	1	0	5		
Team						4	3	7									
Totals			31-78	6-27	25-39	24	30	54	20	93	14	11	8	13	200		

FG % 1st Half: 14-34 41.2% 2nd half: 17-44 38.6% Game: 31-78 39.7% Deadball Rebounds 9
3FG % 1st Half: 3-12 25.0% 2nd half: 3-15 20.0% Game: 6-27 22.2%
FT % 1st Half: 13-16 81.3% 2nd half: 12-23 52.2% Game: 25-39 64.1%

Officials: Bruce Benedict, Tim Gattis, Carlos Gonzalez
Technical fouls: MVSU-TEAM. UM-None.
Attendance: 4992

Score by periods	1st	2nd	Total
MVSU	21	36	57
UM	44	49	93

Game 2 | Nov. 13, 2012
Ole Miss 90, Coastal Carolina 72
Oxford, Miss. | Tad Smith Coliseum

OXFORD, Miss. - Junior Marshall Henderson scored a game-high 27 points and Ole Miss outscored Coastal Carolina 54-33 in the second half as the Rebels downed the Chanticleers 90-72 on Tuesday night.

The Hurst, Texas guard posted his second straight 20-plus point game to begin his Rebel career, hitting 6 of 13 from beyond the three-point arc. Henderson has averaged 24.5 points per game in his first two games.

Senior Murphy Holloway added 15 points and 12 rebounds for his second straight double-double, and the 27th of his career, tying him for seventh all-time with Fred Cox in school history. Holloway's 12 rebounds also moved him into a tie for seventh all-time in school history with Rebel great Justin Reed at 766 career boards.

The Rebels shot 50.8 percent from the field, 56.3 percent in the second half, led by Jarvis Summers and Aaron Jones, who shot a combined 7 for 8 from the field in the second half. Jones had 10 points and four rebounds, while senior guard Nick Williams added 11 points.

The Rebels trailed 36-39 at halftime, but came out shooting led by Henderson's 14 second-half points, to coast to the 18-point victory. The Rebel defense stepped up as well, holding Coastal Carolina to 35.5% shooting from the field in the second half.

The Chanticleers were led by Anthony Raffa's 20 points and Michel Enanga's 10 points and 12 rebounds.

Official Basketball Box Score -- Game Totals -- Final Statistics
Coastal Carolina vs UM
11/13/12 7:05 PM at Oxford, Miss./Tad Smith Coliseum

Coastal Carolina 72 • 1-1

##	Player	Total			3-Ptr			Rebounds			PF	TP	A	TO	Blk	Stl	Min
		FG-FGA	FG-FGA	FT-FTA	FG-FGA	FG-FGA	FT-FTA	Off	Def	Tot							
11	NDIEGUENE, El Hadji	f	3-7	0-0	0-0	1	6	7	1	6	0	1	1	1	28		
12	ENANGA, Michel	f	3-10	1-4	3-5	5	7	12	5	10	7	3	0	2	29		
00	GILLIS, Warren	g	5-9	0-0	4-5	1	3	4	1	14	2	2	1	0	28		
02	RAFFA, Anthony	g	6-15	2-7	4-6	2	2	4	4	18	3	1	1	2	34		
55	GREENWOOD, Kierre	g	4-12	1-1	0-0	2	1	3	3	9	4	5	0	1	33		
10	ASHFORD, Charles		0-1	0-0	0-0	0	1	1	0	1	1	3	0	0	8		
13	LESKOVIC, Uros		0-0	0-0	0-0	0	0	0	1	0	0	0	0	0	1		
20	DANIEL, Justin		0-0	0-0	1-4	1	0	1	0	1	0	1	0	0	5		
21	CURTIS, Tristian		1-1	0-0	2-2	1	0	1	0	4	0	0	0	0	11		
23	DIAGNE, Badou		4-7	2-4	0-0	1	3	4	4	10	3	3	0	0	23		
Team						1	1	2									
Totals			26-62	6-16	14-22	15	24	39	20	72	17	19	3	6	200		

FG % 1st Half: 15-31 48.4% 2nd half: 11-31 35.5% Game: 26-62 41.9% Deadball Rebounds 6,1
3FG % 1st Half: 4-7 57.1% 2nd half: 2-9 22.2% Game: 6-16 37.5%
FT % 1st Half: 5-8 62.5% 2nd half: 9-14 64.3% Game: 14-22 63.6%

UM 90 • 2-0

##	Player	Total			3-Ptr			Rebounds			PF	TP	A	TO	Blk	Stl	Min
		FG-FGA	FG-FGA	FT-FTA	FG-FGA	FG-FGA	FT-FTA	Off	Def	Tot							
23	Buckner, Reginald	f	2-3	0-0	2-3	1	1	2	5	6	1	2	1	1	17		
31	Holloway, Murphy	f	6-7	0-0	3-9	4	8	12	2	15	2	3	0	2	28		
03	Millinghaus, Derrick	g	0-4	0-1	4-4	0	2	2	3	4	1	1	0	2	16		
20	Williams, Nick	g	4-9	2-5	1-2	0	2	2	0	11	3	0	0	0	22		
22	Henderson, Marshall	g	8-17	6-13	5-5	0	2	2	2	27	4	2	2	0	29		
01	Newby, Martavious		3-5	0-2	0-0	0	0	0	0	6	1	0	0	2	12		
10	White, LaDarius		0-3	0-1	0-0	1	0	1	0	0	0	1	1	0	10		
13	Perez, Anthony		1-3	0-2	0-0	1	0	1	1	2	1	1	0	0	14		
25	Brutus, Terry		0-1	0-0	0-0	1	0	1	2	0	0	1	0	0	3		
32	Summers, Jarvis		4-6	1-3	0-2	0	0	0	1	9	6	0	0	0	24		
34	Jones, Aaron		5-7	0-0	0-0	2	2	4	2	10	0	0	1	0	25		
Team						2	5	7									
Totals			33-65	9-27	15-25	12	22	34	18	90	19	11	3	9	200		

FG % 1st Half: 15-33 45.5% 2nd half: 18-32 56.3% Game: 33-65 50.8% Deadball Rebounds 5,1
3FG % 1st Half: 5-15 33.3% 2nd half: 4-12 33.3% Game: 9-27 33.3%
FT % 1st Half: 1-6 16.7% 2nd half: 14-19 73.7% Game: 15-25 60.0%

Officials: Mike Nance, Patrick Evans, Marc Ellard
Technical fouls: Coastal Carolina-None. UM-Buckner, Reginald.
Attendance: 3059

Score by periods	1st	2nd	Total
Coastal Carolina	39	33	72
UM	36	54	90

GAME-BY-GAME RECAPS

Game 3 | Nov. 16, 2012
Ole Miss 92, Arkansas-Little Rock 52
Oxford, Miss. | Tad Smith Coliseum

OXFORD, Miss. - Freshman Derrick Millinghaus scored a career-high 19 points with five assists and Marshall Henderson added 17 points, as Ole Miss outscored UALR 45-19 in the second half en route to a 92-52 win on Friday night.

Reginald Buckner earned his first double-double of the season, scoring 10 points and grabbing 11 rebounds, and the senior added three blocks in three-straight UALR possessions for an Ole Miss defense that posted 10 blocks in the game.

Five Rebels scored in double figures as Ole Miss topped the 90-point mark for the third-straight game for the first time since 2007-08.

The Rebels went into halftime with a 14 point lead over the Trojans, but extended that lead with a 34-6 run to start the second half.

Ole Miss shot 52.4 percent from the field, 52.9 percent in the second half, led by Henderson and Millinghaus. The senior tandem of Nick Williams and Murphy Holloway also added 12 and 11 points, respectively.

The Rebels held the Trojans, led by John Gillon's 14 points, to 29.7 percent from the field for the game.

Official Basketball Box Score -- Game Totals -- Final Statistics
Ole Miss vs Loyola Marymount
12/19/12 8:00 p.m. at Los Angeles, CA (Gersten Pavilion)

Ole Miss 73 • 8-1

##	Player	Total	3-Ptr	Rebounds	Off		PF	TP	A	TO	Blk	Stl	Min		
					FG	FGA								FT	FTA
23	Buckner, Reginald	f	3-8	0-0	3-4	4	6	10	4	9	2	3	4	0	33
20	Williams, Nick	g	6-13	1-5	0-0	0	2	2	2	13	2	1	0	1	31
22	Henderson, Marshall	g	5-13	4-9	4-7	1	1	2	0	18	3	3	0	1	33
31	Holloway, Murphy	g	8-17	0-0	0-2	6	8	14	2	16	2	0	1	0	33
32	Summers, Jarvis	g	4-9	2-3	2-2	0	1	1	4	12	1	1	0	4	32
03	Millinghaus, Derrick	g	1-3	0-0	0-0	0	2	2	1	2	3	1	0	1	9
04	Cox, Demarco	g	0-0	0-0	0-0	0	0	0	0	0	0	0	0	0	2
10	White, LaDarius	g	1-3	1-2	0-0	1	1	2	1	3	3	3	0	1	14
13	Perez, Anthony	g	0-0	0-0	0-0	0	0	0	0	0	0	0	0	0	1
34	Jones, Aaron	g	0-0	0-0	0-0	0	3	3	2	0	0	0	0	0	12
Team						0	5	5							
Totals			28-66	8-19	9-15	12	29	41	16	73	16	12	5	8	200

FG % 1st Half:	15-34	44.1%	2nd half:	13-32	40.6%	Game:	28-66	42.4%	Deadball	
3FG % 1st Half:	7-11	63.6%	2nd half:	1-8	12.5%	Game:	8-19	42.1%	Rebounds	3
FT % 1st Half:	7-7	100.0%	2nd half:	2-8	25.0%	Game:	9-15	60.0%		

Loyola Marymount 70 • 5-5

##	Player	Total	3-Ptr	Rebounds	Off		PF	TP	A	TO	Blk	Stl	Min		
					FG	FGA								FT	FTA
05	HAMILTON, Ashley	f	4-9	1-3	4-7	2	6	8	2	13	0	6	0	0	34
15	OSBORNE, Alex	f	4-8	0-0	1-1	2	8	10	3	9	1	0	1	1	38
03	IRELAND, Anthony	g	6-20	1-5	4-4	2	7	9	4	17	5	7	0	1	36
23	FLINT, Chase	g	6-9	0-0	0-1	1	3	4	3	12	4	0	0	1	37
24	EGBEYEMI, Ayodeji	g	5-6	2-2	2-3	0	3	3	1	14	1	3	0	2	36
01	ENGLISH, Bruce	g	0-1	0-1	1-2	0	0	0	1	1	0	1	0	0	2
02	BLACKWELL, C.J.	g	1-6	1-3	0-0	1	1	2	1	3	3	0	0	1	14
11	STOVER, Nick	g	0-0	0-0	1-2	0	0	0	0	1	0	0	0	0	3
Team						2	1	3							
Totals			26-59	5-14	13-20	10	29	39	15	70	14	17	1	6	200

FG % 1st Half:	13-31	41.9%	2nd half:	13-28	46.4%	Game:	26-59	44.1%	Deadball	
3FG % 1st Half:	2-5	40.0%	2nd half:	3-9	33.3%	Game:	5-14	35.7%	Rebounds	1
FT % 1st Half:	5-8	62.5%	2nd half:	8-12	66.7%	Game:	13-20	65.0%		

Officials: Michael Irvine, Tony Padilla, Michael Greenstein
 Technical fouls: Ole Miss-None, Loyola Marymount-None.
 Attendance: 3021

Score by periods	1st	2nd	Total
Ole Miss	44	29	73
Loyola Marymount	33	37	70

Points	In	Off	2nd	Fast	Bench
UM	28	7	2	2	5
LMU	34	11	7	6	5

Last FG - UM 2nd-01:04, LMU 2nd-03:06.
 Largest lead - UM by 13 2nd-19:24, LMU by 2 1st-19:16.

Score tied - 1 time.
 Lead changed - 11 times.

Game 4 | Nov. 20, 2012
Ole Miss 76, McNeese State 50
Oxford, Miss. | Tad Smith Coliseum

OXFORD, Miss. - Ole Miss' trio of seniors - Reginald Buckner, Murphy Holloway and Nick Williams - all scored in double-figures, as the Rebels' cruised to a 76-50 victory over McNeese State on Tuesday night.

Holloway scored a game-high 15 and pulled down nine boards, while Buckner added 11 points and seven boards and Williams chipped in 10 points for the Rebels (4-0)

Holloway missed most of the first half after picking up two early fouls, and the Rebels looked sluggish on their way to a 39-30 halftime lead. But the senior returned in the second half to score 12 of his 15 points.

Holloway's energy and production helped the Rebels push their halftime lead to 54-35 with 13:20 remaining. The 6-foot-7, 240-pound junior was providing his usual muscle in the paint, but was also effective in the open floor, hitting Buckner for a pair of alley-oop dunks as the Rebels put the game out of reach.

Buckner was 6-of-6 from the floor and added seven rebounds and two blocked shots.

Ole Miss outscored the Cowboys 37-20 in the second half and limited McNeese State to just 23.7-percent shooting from the field. The Rebels also dominated the boards with a 47-30 advantage and forced the Cowboys into 20 turnovers. McNeese State (1-3) was led by Desharick Guidry's 14 points.

Official Basketball Box Score -- Game Totals -- Final Statistics
McNeese State vs Ole Miss
11/20/12 7:05 PM at Oxford, Miss./Tad Smith Coliseum

McNeese State 50 • 1-3

##	Player	Total	3-Ptr	Rebounds	Off		PF	TP	A	TO	Blk	Stl	Min		
					FG	FGA								FT	FTA
32	Guidry, Desharick	f	6-15	0-2	2-2	5	6	11	1	14	0	7	1	2	36
44	Lewis, Austin	f	1-2	0-0	0-0	0	2	2	1	2	0	2	0	1	11
02	Mitchell, Jeremie	g	4-6	1-2	0-0	0	1	1	1	9	0	3	0	1	27
05	Cannon, Dontae	g	2-10	0-2	1-2	0	3	3	2	5	6	3	0	3	30
11	Hardy, Kevin	g	4-9	0-0	3-3	5	0	5	2	11	1	3	0	1	37
00	Johnson, Shaun	g	0-2	0-0	0-0	0	0	0	0	0	0	0	0	0	2
13	Wells, Jordan	g	1-3	0-0	0-0	1	3	4	1	2	0	1	0	1	23
20	Fields, Adrian	g	0-5	0-4	3-4	0	0	0	2	3	1	1	0	2	21
23	Regis, Brandon	g	2-6	0-2	0-0	0	1	1	0	4	0	0	0	0	9
54	Kpan, Pete	g	0-1	0-0	0-0	1	0	1	3	0	0	0	0	1	4
Team						3	0	3							
Totals			20-59	1-12	9-11	15	16	31	13	50	8	20	1	12	200

FG % 1st Half:	13-29	44.8%	2nd half:	7-30	23.3%	Game:	20-59	33.9%	Deadball	
3FG % 1st Half:	1-5	20.0%	2nd half:	0-7	0.0%	Game:	1-12	8.3%	Rebounds	0
FT % 1st Half:	3-4	75.0%	2nd half:	6-7	85.7%	Game:	9-11	81.8%		

Ole Miss 76 • 4-0

##	Player	Total	3-Ptr	Rebounds	Off		PF	TP	A	TO	Blk	Stl	Min		
					FG	FGA								FT	FTA
23	Buckner, Reginald	f	6-6	0-0	1-3	4	3	7	3	13	1	1	2	1	25
31	Holloway, Murphy	f	7-7	0-0	1-1	4	5	9	2	15	2	3	0	3	19
20	Williams, Nick	g	3-10	0-0	4-4	1	2	3	0	10	2	2	0	1	27
22	Henderson, Marshall	g	3-12	2-10	1-1	0	3	3	0	9	2	4	0	2	27
32	Summers, Jarvis	g	2-5	1-1	2-2	1	0	1	1	7	4	1	1	2	28
01	Newby, Martavious	g	3-5	0-2	0-0	1	3	4	1	6	0	0	0	0	12
04	Cox, Demarco	g	1-5	0-0	2-2	2	1	3	0	4	0	1	0	0	14
10	White, LaDarius	g	2-6	0-0	0-0	1	2	3	2	4	0	0	0	0	16
13	Perez, Anthony	g	1-4	0-1	0-0	2	2	4	1	2	2	1	0	0	10
34	Jones, Aaron	g	3-6	0-0	0-0	4	4	8	0	6	3	1	0	1	22
Team						1	1	2							
Totals			31-66	3-14	11-13	21	26	47	10	76	14	14	3	10	200

FG % 1st Half:	13-28	46.4%	2nd half:	18-38	47.4%	Game:	31-66	47.0%	Deadball	
3FG % 1st Half:	3-9	33.3%	2nd half:	0-5	0.0%	Game:	3-14	21.4%	Rebounds	0
FT % 1st Half:	10-12	83.3%	2nd half:	1-1	100.0%	Game:	11-13	84.6%		

Officials: Anthony Jordan, Steve Anderson, Vladimir Voyard-Tadal
 Technical fouls: McNeese State-None, Ole Miss-None.
 Attendance: 3511

Score by periods	1st	2nd	Total
McNeese State	30	20	50
Ole Miss	39	37	76

Points	In	Off	2nd	Fast	Bench
MCN	30	11	12	8	9
UM	44	23	20	2	22

Last FG - MCN 2nd-03:16, UM 2nd-01:34.
 Largest lead - MCN by 1 1st-18:47, UM by 26 2nd-01:34.

Score tied - 0 times.
 Lead changed - 2 times.

GAME-BY-GAME RECAPS

Game 5 | Nov. 23, 2012
Ole Miss 91, Lipscomb 45
Oxford, Miss. | Tad Smith Coliseum

OXFORD, Miss. - Senior Murphy Holloway scored a season-high 23 points and Ole Miss opened the game on a 17-2 run, as the Rebels buried Lipscomb 91-45 on Friday afternoon.

Holloway's first career three-pointer highlighted the Rebel run to start the game, as the 6-7 forward knocked down his first attempt of the season and Ole Miss never looked back. Holloway also added eight boards, two assists, two steals and a block. Nick Williams scored 14 points for the Rebels (5-0), while Reginald Buckner and Marshall Henderson added 10 apiece.

Stephen Hurt led Lipscomb (2-2) with 14 points and seven rebounds while John Ross Glover added 12 points.

The Bisons struggled from the field, managing only 12 of 49 (24.5 percent), while the Rebels forced 26 LU turnovers and block nine Bison shots, including a season-high five from Buckner. Ole Miss led 43-22 at halftime and by more than 30 points for most of the second half. The Rebels were 30 of 69 (43.5 percent) from the field and out-rebounded the Bisons 43-38.

The Rebels improved to 56-2 against nonconference opponents at home during Andy Kennedy's seven-year tenure.

Game 6 | Dec. 1, 2012
Ole Miss 80, Rutgers 67
Oxford, Miss. | Tad Smith Coliseum

OXFORD, Miss. - Senior Murphy Holloway posted 17 points and pulled down 15 boards and senior Reginald Buckner added 14 points and 11 rebounds, as Ole Miss downed Rutgers 80-67 in the SEC/Big East Challenge on Saturday.

Led by the senior tandem of Holloway and Buckner, the Rebels (6-0) shot 53.3 percent in the second half to pull away with the win.

It was Holloway's third double-double of the year and the 28th of his career, which leads all active SEC players.

The Rebels trailed by four at the half, shooting just 35.3 percent from the field and were 6-21 (28.6 percent) from the free throw line. Holloway led the team at the half with eight points and seven rebounds.

Ole Miss took over the lead with 14 minutes left in the game on a Holloway dunk and Rutgers was never able to regain the lead.

Every Rebel that scored, with the exception of Nick Williams, scored in double figures. Marshall Henderson added 18 points in the win. LaDarius White and Jarvis Summers added 12 and 13, respectively.

Mack Myles led Rutgers (4-2) with 15 points. The Scarlet Knights (4-2) shot 22-54 (40.7 percent) from the field.

The Rebels will travel to Middle Tennessee next Saturday. Tip-off is set for 4 p.m. in Murfreesboro, Tenn.

Official Basketball Box Score -- Game Totals -- Final Statistics
Lipscomb vs Ole Miss
11/23/12 4:05 PM at Oxford, Miss./Tad Smith Coliseum

Lipscomb 45 • 2-2

#	Player	Total			3-Ptr			Rebounds			PF	TP	A	TO	Blk	Stl	Min
		FG-FGA	FG-FGA	FT-FTA	FG-FGA	FG-FGA	FT-FTA	Off	Def	Tot							
01	SMITH, Malcolm	f	0-6	0-0	4-6	0	0	0	5	4	0	2	0	0	0	20	
35	SMITH, Martin	f	1-8	0-2	0-0	1	2	3	2	2	2	1	0	0	0	25	
32	GARCIA, Oscar	c	0-1	0-0	0-0	0	3	3	0	0	0	3	0	0	0	13	
00	SANKEY, Khion	g	1-4	0-1	3-8	2	4	6	2	5	1	7	0	1	0	26	
04	ALEXANDER, Deonte	g	0-3	0-2	2-2	0	1	1	1	2	1	5	0	2	0	26	
03	SANDERSON, Carter	g	0-0	0-0	0-0	0	1	1	0	0	0	2	0	0	0	6	
10	DENNY, Talbot	g	0-2	0-0	1-2	0	1	1	5	1	0	1	0	0	0	12	
14	GLOVER, John Ross	g	2-6	1-3	7-9	0	0	0	2	12	1	1	0	0	0	21	
20	JOHNSON, Chad	g	0-4	0-4	0-0	0	2	2	1	0	1	1	0	0	0	8	
22	HAMPTON, JC	g	1-4	1-4	2-2	0	3	3	3	5	2	3	0	0	0	18	
41	HURT, Stephen	g	7-11	0-1	0-0	0	7	7	2	14	0	0	2	0	0	25	
42	ELLIS, Zack	g	0-0	0-0	0-0	0	0	0	0	0	0	0	0	0	0	0+	
Team							5	6	11								
Totals			12-49	2-17	19-29	8	30	38	26	45	8	26	2	3	0	200	
FG % 1st Half: 7-27		25.9%	2nd half: 5-22		22.7%	Game: 12-49		24.5%	Deadball Rebounds								
3FG % 1st Half: 0-8		0.0%	2nd half: 2-9		22.2%	Game: 2-17		11.8%	Rebounds								
FT % 1st Half: 8-10		80.0%	2nd half: 11-19		57.9%	Game: 19-29		65.5%	6.1								

Ole Miss 91 • 5-0

#	Player	Total			3-Ptr			Rebounds			PF	TP	A	TO	Blk	Stl	Min
		FG-FGA	FG-FGA	FT-FTA	FG-FGA	FG-FGA	FT-FTA	Off	Def	Tot							
23	Buckner, Reginald	f	3-4	0-0	4-7	2	5	7	0	10	0	0	5	3	0	25	
31	Holloway, Murphy	f	9-13	1-2	4-7	3	5	8	3	23	2	1	1	2	0	24	
20	Williams, Nick	g	5-9	3-5	1-1	0	3	3	4	14	1	2	0	0	0	21	
22	Henderson, Marshall	g	3-14	2-12	2-2	0	7	7	2	10	5	0	0	2	0	23	
32	Summers, Jarvis	g	2-5	0-2	0-2	1	0	1	1	4	6	0	0	1	0	24	
01	Newby, Martavius	g	0-5	0-3	7-8	0	3	3	2	7	1	2	0	0	0	20	
04	Cox, Demarco	g	2-4	0-0	0-0	0	1	1	1	4	0	0	0	0	0	9	
05	Peeper, Cade	g	0-0	0-0	0-0	0	0	0	0	0	1	0	0	0	0	1	
10	White, LaDarius	g	2-5	2-4	0-0	0	3	3	2	6	0	2	1	0	0	16	
13	Perez, Anthony	g	2-8	0-4	5-6	3	1	4	3	9	1	1	1	1	0	18	
25	Brutus, Terry	g	0-0	0-0	0-0	0	0	0	0	0	0	0	0	0	0	2	
34	Jones, Aaron	g	2-2	0-0	0-0	1	2	3	4	4	2	1	1	3	0	17	
Team						2	1	3									
Totals			30-69	8-32	23-33	12	31	43	22	91	19	9	9	20	0	200	
FG % 1st Half: 14-32		43.8%	2nd half: 16-37		43.2%	Game: 30-69		43.5%	Deadball Rebounds								
3FG % 1st Half: 6-19		31.6%	2nd half: 2-13		15.4%	Game: 8-32		25.0%	Rebounds								
FT % 1st Half: 9-13		69.2%	2nd half: 14-20		70.0%	Game: 23-33		69.7%	6.2								

Officials: Tim Clougherty, Brian Shey, Jeff Smith
 Technical fouls: Lipscomb-None. Ole Miss-None.
 Attendance: 4591

Score by periods	1st	2nd	Total	Points	In	Off	2nd	Fast	Bench
Lipscomb	22	23	45	14	6	0	2	32	32
Ole Miss	43	48	91	38	31	13	11	30	30

Last FG - LIP 2nd-03:25, UM 2nd-00:59. Score tied - 0 times. Lead changed - 0 times.
 Largest lead - LIP None, UM by 46 2nd-00:18.

Official Basketball Box Score -- Game Totals -- Final Statistics
Rutgers vs Ole Miss
12/1/12 1:05 PM at Oxford, Miss./Tad Smith Coliseum

Rutgers 67 • 4-2

#	Player	Total			3-Ptr			Rebounds			PF	TP	A	TO	Blk	Stl	Min
		FG-FGA	FG-FGA	FT-FTA	FG-FGA	FG-FGA	FT-FTA	Off	Def	Tot							
21	JOHNSON, Austin	f	3-6	0-0	0-2	2	0	2	4	6	0	2	0	0	0	21	
33	JUDGE, Wally	f	2-5	0-0	4-4	0	9	9	3	8	2	4	2	1	0	27	
02	MILLER, Dane	g	7-7	0-0	0-0	1	5	6	3	14	4	1	0	2	0	33	
04	MACK, Myles	g	5-10	3-6	2-2	2	4	6	4	15	5	3	0	1	0	29	
05	CARTER, Eli	g	1-12	0-6	8-10	0	4	4	2	10	2	2	0	0	0	25	
01	SEAGEARS, Jerome	g	1-5	1-2	0-2	0	0	0	0	2	3	1	0	0	0	22	
10	POOLE, Mike	g	1-3	0-1	0-0	0	2	2	2	2	0	1	0	0	0	9	
13	KONE, Malick	g	1-4	1-1	2-2	1	3	4	5	5	0	1	0	1	0	15	
15	RANDALL, Derrick	g	0-0	0-0	0-0	0	0	0	0	0	0	0	0	0	0	6	
22	JACK, Kadeem	g	1-2	0-0	0-2	0	4	4	5	2	0	0	0	0	0	8	
24	GARRETT, Vince	g	0-0	0-0	2-2	0	0	0	1	2	0	0	0	0	0	5	
Team						1	3	4									
Totals			22-54	5-16	18-26	7	34	41	31	67	14	14	2	6	0	200	
FG % 1st Half: 12-30		40.0%	2nd half: 10-24		41.7%	Game: 22-54		40.7%	Deadball Rebounds								
3FG % 1st Half: 3-8		37.5%	2nd half: 2-8		25.0%	Game: 5-16		31.3%	Rebounds								
FT % 1st Half: 9-13		69.2%	2nd half: 9-13		69.2%	Game: 18-26		69.2%	7								

Ole Miss 80 • 6-0

#	Player	Total			3-Ptr			Rebounds			PF	TP	A	TO	Blk	Stl	Min
		FG-FGA	FG-FGA	FT-FTA	FG-FGA	FG-FGA	FT-FTA	Off	Def	Tot							
23	Buckner, Reginald	f	6-10	0-0	2-8	5	6	11	2	14	1	0	3	2	0	33	
31	Holloway, Murphy	f	6-13	0-1	5-12	3	12	15	3	17	4	3	0	3	0	36	
20	Williams, Nick	g	3-12	0-3	0-0	2	1	3	1	6	4	1	0	0	0	29	
22	Henderson, Marshall	g	4-13	3-12	7-9	0	3	3	3	18	2	2	0	0	0	28	
32	Summers, Jarvis	g	4-7	1-2	3-6	0	0	0	3	12	5	0	0	0	0	29	
04	Cox, Demarco	g	0-0	0-0	0-0	0	0	0	0	0	0	0	0	0	0	1	
10	White, LaDarius	g	5-6	3-4	0-2	1	2	3	2	13	1	1	0	1	0	26	
13	Perez, Anthony	g	0-1	0-1	0-2	1	0	1	0	1	0	1	0	0	0	8	
34	Jones, Aaron	g	0-2	0-0	0-0	1	1	2	2	0	0	0	0	0	0	10	
Team						3	1	4									
Totals			28-64	7-23	17-39	16	26	42	17	80	18	8	3	6	0	200	
FG % 1st Half: 12-34		35.3%	2nd half: 16-30		53.3%	Game: 28-64		43.8%	Deadball Rebounds								
3FG % 1st Half: 2-11		18.2%	2nd half: 5-12		41.7%	Game: 7-23		30.4%	Rebounds								
FT % 1st Half: 6-21		28.6%	2nd half: 11-18		61.1%	Game: 17-39		43.6%	8								

Officials: Joe Lindsay, Mike Nance, Tim Clougherty
 Technical fouls: Rutgers-SEAGEARS, Jerome. Ole Miss-Summers, Jarvis;
 Holloway, Murphy.
 Attendance: 4277

Score by periods	1st	2nd	Total	Points	In	Off	2nd	Fast	Bench
Rutgers	36	31	67	30	9	7	10	14	14
Ole Miss	32	48	80	30	18	15	8	13	13

Last FG - RUTGERS 2nd-00:32, UM 2nd-01:29. Score tied - 5 times. Lead changed - 1 time.
 Largest lead - RUTGERS by 8 1st-15:58, UM by 15 2nd-01:47.

GAME-BY-GAME RECAPS

Game 7 | Dec. 8, 2012
Middle Tennessee 65, Ole Miss 62
Murfreesboro, Tenn. | Murphy Center

MURFREESBORO, Tenn. - Junior Marshall Henderson scored 15 points in the second half, but is wasn't enough as Ole Miss dropped a road battle 65-62 at Middle Tennessee on Saturday.

Kerry Hammonds' baseline jump shot with 40 seconds remaining and late foul shots handed Ole Miss (6-1) its first loss after the game was tied at 59 with one minute remaining.

Marcos Knight's 14 points led the Blue Raiders (7-2). Hammonds' shot broke a 59-59 tie, and MTSU made 4 of 6 free throws to finish off the win.

Ole Miss, which had the nation's best turnover margin, committed a season-high 18 turnovers against MTSU's swarming defense. And the Rebels, ranked second nationally in scoring (87-point average), never found an offensive rhythm.

Raymond Cintron had 10 points on 3 of 4 3-pointers for MTSU.

Henderson was held to only two points in the first half, as MTSU went ahead 33-29 at intermission. Henderson finished with a game-high 17 points for the Rebels, who played their first road game of the season.

Official Basketball Box Score -- Game Totals -- Final Statistics
UM vs Middle Tennessee
12/8/12 4 p.m. CT at Murphy Center (Murfreesboro, Tenn.)

UM 62 • 6-1

#	Player	Total			Rebounds			PF	TP	A	TO	Blk	Stl	Min	
		FG-FGA	FG-FGA	FT-FTA	Off	Def	Tot								
23	Buckner,Reginald	f	2-3	0-0	6-8	3	6	9	4	10	1	3	2	0	33
31	Holloway,Murphy	f	5-11	0-2	1-2	2	7	9	3	11	0	2	1	1	36
20	Williams,Nick	g	4-5	1-1	2-2	1	4	5	3	11	2	1	0	1	35
22	Henderson,Marshall	g	6-17	3-12	2-2	0	5	5	1	17	0	2	0	1	34
32	Summers,Jarvis	g	2-7	1-3	2-2	0	0	0	4	7	4	2	0	1	24
01	Newby,Martavious	g	1-1	0-0	0-0	0	0	0	1	2	0	0	0	0	5
03	Millinghaus,Derrick	g	1-3	0-2	0-0	0	0	0	2	2	0	4	0	0	6
10	White,LaDarius	g	0-4	0-1	0-0	0	0	0	2	0	0	3	0	1	16
13	Perez,Anthony	g	0-0	0-0	0-0	0	0	0	0	0	0	0	0	1	0
34	Jones,Aaron	g	1-1	0-0	0-0	2	1	3	0	2	0	0	1	0	11
Team						2	2	4			1				
Totals			22-52	5-21	13-16	10	25	35	20	62	7	18	4	6	200

FG % 1st Half:	11-25	44.0%	2nd half:	11-27	40.7%	Game:	22-52	42.3%	Deadball	
3FG % 1st Half:	1-8	12.5%	2nd half:	4-13	30.8%	Game:	5-21	23.8%	Rebounds	1
FT % 1st Half:	6-8	75.0%	2nd half:	7-8	87.5%	Game:	13-16	81.3%		

Middle Tennessee 65 • 7-2

#	Player	Total			Rebounds			PF	TP	A	TO	Blk	Stl	Min	
		FG-FGA	FG-FGA	FT-FTA	Off	Def	Tot								
12	Jones, Shawn	f	3-7	0-0	1-3	2	4	6	3	7	1	3	1	2	30
22	Jones, Jason	f	1-1	0-0	1-1	0	0	0	2	3	0	1	0	0	7
13	Massey, Bruce	g	2-6	0-1	1-2	1	2	3	3	5	2	1	1	3	24
14	Knight, Marcos	g	6-14	1-3	1-3	1	1	2	4	14	1	4	0	1	28
15	Cintron, Raymond	g	3-4	3-4	1-2	0	2	2	2	10	1	0	0	1	27
01	Hunter, Neiko	g	0-1	0-0	1-2	0	1	1	1	1	0	0	0	0	5
03	Gallman, James	g	0-1	0-1	0-0	0	0	0	0	0	0	0	0	0	3
05	Knight, Tweety	g	4-6	0-2	1-1	0	3	3	3	9	3	0	2	2	16
21	Walker, Torin	g	1-2	0-0	0-0	2	0	2	0	2	0	0	0	0	5
24	Hammonds, Kerry	g	3-7	1-4	0-0	0	4	4	1	7	2	3	0	1	24
30	Sulton, JT	g	1-4	0-0	5-5	1	1	2	1	7	0	1	0	0	25
42	Rozier, Jacques	g	0-1	0-0	0-0	0	1	1	1	0	0	0	1	0	6
Team						1	3	4			1				
Totals			24-54	5-15	12-19	8	22	30	21	65	10	14	5	10	200

FG % 1st Half:	13-30	43.3%	2nd half:	11-24	45.8%	Game:	24-54	44.4%	Deadball	
3FG % 1st Half:	3-10	30.0%	2nd half:	2-5	40.0%	Game:	5-15	33.3%	Rebounds	4
FT % 1st Half:	4-7	57.1%	2nd half:	8-12	66.7%	Game:	12-19	63.2%		

Officials: Patrick Evans, Bruce Benedict, Anthony Jordan
Technical fouls: UM-Williams,Nick. Middle Tennessee-Massey, Bruce.
Attendance: 6107

Score by periods	1st	2nd	Total
UM	29	33	62
Middle Tennessee	33	32	65

Game 8 | Dec. 14, 2012
Ole Miss 77, ETSU 55
Oxford, Miss. | Tad Smith Coliseum

OXFORD, Miss. - Junior Marshall Henderson scored 22 points as Ole Miss placed four players in double figures to defeat East Tennessee State 77-55 Friday night.

Senior Reginald Buckner scored 11 points while senior Nick Williams and Murphy Holloway added 10 points apiece for the Rebels (7-1). Henderson hit six 3-point shots and was 7 of 15 from the field. The Rebels shot 43.8 percent (28 of 64) from the field.

Lester Wilson led East Tennessee State (2-6) with 14 points. Jarvis Jones and Mario Stramaglia added 11 points apiece. The Buccaneers shot 32.7 percent (18 of 55) from the field. The lead changed hands 10 times in the opening 10 minutes.

The Buccaneers held their biggest lead, 16-13, on a Hunter Harris basket with 9:13 left in the first half. East Tennessee State would go nearly eight minutes without another basket. Ole Miss answered with a 15-1 run en route to a 33-22 halftime lead.

Henderson, Jarvis Summers and Martavious Newby connected on 3-point shots in the decisive surge and the Rebels were never seriously threatened.

Ole Miss connected on four 3-pointers, including a pair by Henderson, in the opening six minutes of the second half to build a 49-33 lead with 14:42 left. East Tennessee State never pulled within double digits again.

The biggest lead came in the final minute, 77-54 on a Derrick Millinghaus layup. The reserve guard finished with nine points, three steals and two assists in 20 minutes of play.

Ole Miss outrebounded East Tennessee State 43-40, led by Holloway with nine and Buckner with eight.

The Rebels forced 22 turnovers and blocked nine shots, including three by Buckner. Harris had a game-high 12 rebounds and a blocked shot for the Buccaneers, who have lost three straight games.

Official Basketball Box Score -- Game Totals -- Final Statistics
ETSU vs Ole Miss
12/14/12 7 PM at Oxford, Miss./Tas Smith Coliseum

ETSU 55 • 2-6

#	Player	Total			Rebounds			PF	TP	A	TO	Blk	Stl	Min	
		FG-FGA	FG-FGA	FT-FTA	Off	Def	Tot								
15	WILSON, Lester	f	4-10	2-8	4-6	1	6	7	3	14	0	3	0	0	40
20	HARRIS, Hunter	f	3-7	0-0	3-3	4	8	12	2	9	2	6	1	0	38
21	WALTON, John	f	0-2	0-0	2-3	1	2	3	4	2	0	2	1	2	21
02	JONES, Jarvis	g	5-16	1-6	1-1	0	1	1	1	11	2	3	0	5	33
03	STRAMAGLIA, Mario	g	3-11	1-6	4-8	0	1	1	2	11	2	4	0	2	32
11	HALVORSEN, Todd	g	0-0	0-0	0-0	0	0	0	0	0	0	0	0	0	2
12	BARRUETA, Yunio	g	2-4	1-2	1-3	1	3	4	0	6	0	3	0	0	15
35	GADSDEN-GILLIARD, K.	g	1-5	0-0	0-0	3	1	4	5	2	2	1	0	0	19
Team						4	4	8							
Totals			18-55	5-22	14-24	14	26	40	17	55	8	22	2	9	200

FG % 1st Half:	8-30	26.7%	2nd half:	10-25	40.0%	Game:	18-55	32.7%	Deadball	
3FG % 1st Half:	1-10	10.0%	2nd half:	4-12	33.3%	Game:	5-22	22.7%	Rebounds	6
FT % 1st Half:	5-10	50.0%	2nd half:	9-14	64.3%	Game:	14-24	58.3%		

Ole Miss 77 • 7-1

#	Player	Total			Rebounds			PF	TP	A	TO	Blk	Stl	Min	
		FG-FGA	FG-FGA	FT-FTA	Off	Def	Tot								
23	Buckner,Reginald	f	4-6	0-0	3-8	5	3	8	3	11	0	1	3	1	30
31	Holloway,Murphy	f	4-10	0-0	2-3	5	4	9	3	10	0	3	2	0	18
20	Williams,Nick	g	4-10	1-4	1-1	1	2	3	3	10	1	2	0	2	23
22	Henderson,Marshall	g	7-15	6-13	2-2	0	6	6	2	22	1	5	0	2	29
32	Summers,Jarvis	g	1-4	1-2	0-0	1	1	2	4	3	6	1	1	2	19
01	Newby,Martavious	g	1-2	1-2	0-0	2	4	6	2	3	6	1	0	2	21
03	Millinghaus,Derrick	g	4-9	1-5	0-0	0	0	0	1	9	2	1	0	3	20
04	Cox,Demarco	g	1-2	0-0	1-2	0	3	3	1	3	0	0	1	0	12
10	White,LaDarius	g	0-1	0-1	0-0	0	0	0	0	0	0	2	0	0	6
13	Perez,Anthony	g	0-1	0-0	2-2	2	0	2	0	2	0	1	0	1	3
34	Jones,Aaron	g	2-4	0-1	0-0	0	1	1	1	4	1	1	2	0	19
Team						0	3	3							
Totals			28-64	10-28	11-18	16	27	43	20	77	17	18	9	13	200

FG % 1st Half:	12-31	38.7%	2nd half:	16-33	48.5%	Game:	28-64	43.8%	Deadball	
3FG % 1st Half:	4-14	28.6%	2nd half:	6-14	42.9%	Game:	10-28	35.7%	Rebounds	1
FT % 1st Half:	5-7	71.4%	2nd half:	6-11	54.5%	Game:	11-18	61.1%		

Officials: Rick Hartzell, Doug Simons, Roger Ayer
Technical fouls: ETSU-None. Ole Miss-Buckner,Reginald.
Attendance: 3411

Score by periods	1st	2nd	Total
ETSU	22	33	55
Ole Miss	33	44	77

	In	Off	2nd	Fast	Bench
Points	Paint	T/O	Chance	Break	
ETSU	16	17	9	6	8
Ole Miss	26	20	18	6	21

Last FG - ETSU 2nd-05:11, UM 2nd-00:56.
Largest lead - ETSU by 3 1st-09:48, UM by 23 2nd-00:56.

Score tied - 1 time.
Lead changed - 10 times.

GAME-BY-GAME RECAPS

Game 9 | Dec. 19, 2012
Ole Miss 73, Loyola Marymount 70
Los Angeles, Calif. | Gersten Pavilion

LOS ANGELES, Calif. - Senior Murphy Holloway posted his fourth double-double of the season with 16 points and 14 boards and junior Marshall Henderson scored a game-high 18 points, as Ole Miss held off Loyola Marymount 73-70 on Wednesday night.

Ole Miss (8-1) held an 11-point lead at the half, but the Lions (5-5) closed the game to within 69-68 with 3:06 to play. However, guards Jarvis Summers and Nick Williams both knocked down clutch jumpers in the final three minutes to seal the Rebel victory.

With 14 rebounds, Holloway moved passed John Stroud and Joe Gibbon for second place on the Ole Miss rebound list with 837 career boards. The senior now only trails Walter Actwood's school record of 945 career boards.

The Rebels led 29-25 with less than four minutes remaining in the first half, but closed the half on a 15-8 run for a 44-33 halftime lead aided by a pair of 3-pointers from Henderson, who led the Rebels with 12 points in the first half including three 3s.

Williams scored 13 points for the Rebels, while Summers added 12 points and senior Reginald Buckner chipped in nine points and pulled down 10 boards.

Anthony Ireland paced Loyola Marymount with 17 points and nine rebounds, while Ayodeji Egbeyemi scored in 14 points.

The Rebels continue their west coast road swing with a trip to Hawaii for the Diamond Head Classic beginning on Saturday. Ole Miss will face Indiana State in the first round and San Diego State or San Francisco in the second round on Sunday. The championship round is set for Tuesday.

Game 10 | Dec. 22, 2012
Ole Miss 73, Loyola Marymount 70
Honolulu, Hawaii | Sheriff Center

HONOLULU, Hawaii - Ole Miss erased an 11-point halftime deficit behind 27 points from Marshall Henderson, but fell in overtime 87-85 to Indiana State in the first round of the Diamond Head Classic on Saturday.

Manny Arop scored a game-high 27 points to lead Indiana State and Jake Odum had 16 points, eight rebounds and four assists for the Sycamores (6-3). Ole Miss' Derrick Millinghaus hit a 3-pointer with 1:03 left in regulation to tie it at 75.

Jarvis Summers made two free throws 15 seconds into overtime to give Ole Miss its first lead since it led 27-25 with about 8 minutes left in the first half. But Indiana State went on a 10-2 run to reclaim the lead at 85-79 and withstood a late charge by Ole Miss.

After a free throw by Summers, Henderson drained a long 3-pointer from about 28 feet to cut the Sycamores' lead to 85-83 with 16.8 seconds remaining.

Odum made two free throws with 11.1 seconds to play to make it a four-point lead for Indiana State. Henderson missed a long 3 on the Rebels' next possession, but Reginald Buckner grabbed the loose ball and scored to close it to 87-85.

Ole Miss had a chance to tie it or win after the Sycamores turned it over in the closing seconds, but Summers' desperation heave from near midcourt was no good.

Henderson led the Rebels with 27 points. Buckner finished with 17 points with 10 rebounds and Murphy Holloway added 16 points and 13 rebounds.

Ole Miss built a 24-14 lead near the midway point of the first half off an 18-footer by Nick Williams, but Indiana State used a 23-3 run to pull ahead, 37-27, with 2:46 remaining in the first half. The Rebels went scoreless for a stretch of 6:21 in the first half.

Indiana State, which made 5 of 9 on 3-pointers in the first half, finished 9 of 20 from behind the arc for the game. The Sycamores made 18 of 24 free throws, while the Rebels got to the line just 13 times and made seven. Arop, a junior forward, was 9 of 15 from the field, including 4 of 5 on 3-pointers and 5 of 6 from the free-throw line. He had 16 points by halftime.

Official Basketball Box Score -- Game Totals -- Final Statistics
Ole Miss vs Loyola Marymount
12/19/12 8:00 p.m. at Los Angeles, CA (Gersten Pavilion)

Ole Miss 73 • 8-1

#	Player	Total			3-Ptr			Rebounds			PF	TP	A	TO	Blk	Stl	Min				
		FG-FGA	FG-FGA	FT-FTA	FG-FGA	FG-FGA	FT-FTA	Off	Def	Tot											
23	Buckner,Reginald	f	3-8	0-0	3-4	4	6	10	4	9	2	3	4	0	33						
20	Williams,Nick	g	6-13	1-5	0-0	0	2	2	2	13	2	1	0	1	31						
22	Henderson,Marshall	g	5-13	4-9	4-7	1	1	2	0	18	3	3	0	1	33						
31	Holloway,Murphy	g	8-17	0-0	0-2	6	8	14	2	16	2	0	1	0	33						
32	Summers,Jarvis	g	4-9	2-3	2-2	0	1	1	4	12	1	1	0	4	32						
03	Millinghaus,Derrick	g	1-3	0-0	0-0	0	2	2	1	2	3	1	0	1	9						
04	Cox,Demarco	g	0-0	0-0	0-0	0	0	0	0	0	0	0	0	0	2						
10	White,LaDarius	g	1-3	1-2	0-0	1	1	2	1	3	3	3	0	1	14						
13	Perez,Anthony	g	0-0	0-0	0-0	0	0	0	0	0	0	0	0	0	1						
34	Jones,Aaron	g	0-0	0-0	0-0	0	3	3	2	0	0	0	0	0	12						
Team						0 5 5															
Totals			28-66			8-19			9-15			12 29 41			16 73			16 12 5 8			200
FG % 1st Half:		15-34		44.1%		2nd half:		13-32		40.6%		Game:		28-66		42.4%		Deadball		Rebounds	
3FG % 1st Half:		7-11		63.6%		2nd half:		1-8		12.5%		Game:		8-19		42.1%				3	
FT % 1st Half:		7-7		100.0%		2nd half:		2-8		25.0%		Game:		9-15		60.0%					

Loyola Marymount 70 • 5-5

#	Player	Total			3-Ptr			Rebounds			PF	TP	A	TO	Blk	Stl	Min				
		FG-FGA	FG-FGA	FT-FTA	FG-FGA	FG-FGA	FT-FTA	Off	Def	Tot											
05	HAMILTON, Ashley	f	4-9	1-3	4-7	2	6	8	2	13	0	6	0	0	34						
15	OSBORNE, Alex	f	4-8	0-0	1-1	2	8	10	3	9	1	0	1	1	38						
03	IRELAND, Anthony	g	6-20	1-5	4-4	2	7	9	4	17	5	7	0	1	36						
23	FLINT, Chase	g	6-9	0-0	0-1	1	3	4	3	12	4	0	0	1	37						
24	EGBEYEMI, Ayodeji	g	5-6	2-2	2-3	0	3	3	1	14	1	3	0	2	36						
01	ENGLISH, Bruce	g	0-1	0-1	1-2	0	0	0	1	1	0	1	0	0	2						
02	BLACKWELL, C.J.	g	1-6	1-3	0-0	1	1	2	1	3	3	0	0	1	14						
11	STOVER, Nick	g	0-0	0-0	1-2	0	0	0	0	1	0	0	0	0	3						
Team						2 1 3															
Totals			26-59			5-14			13-20			10 29 39			15 70			14 17 1 6			200
FG % 1st Half:		13-31		41.9%		2nd half:		13-28		46.4%		Game:		26-59		44.1%		Deadball		Rebounds	
3FG % 1st Half:		2-5		40.0%		2nd half:		3-9		33.3%		Game:		5-14		35.7%				1	
FT % 1st Half:		5-8		62.5%		2nd half:		8-12		66.7%		Game:		13-20		65.0%					

Officials: Michael Irvine, Tony Padilla, Michael Greenstein
 Technical fouls: Ole Miss-None. Loyola Marymount-None.
 Attendance: 3021

Score by periods	1st	2nd	Total
Ole Miss	44	29	73
Loyola Marymount	33	37	70

Last FG - UM 2nd-01:04, LMU 2nd-03:06.
 Largest lead - UM by 13 2nd-19:24, LMU by 2 1st-19:16.

Points	In	Off	2nd	Fast	Bench
UM	Paint	T/O	Chance	Break	
34	11	7	2	2	5
LMU	11	7	6	6	5

Score tied - 1 time.
 Lead changed - 11 times.

Official Basketball Box Score -- Game Totals -- Final Statistics
Ole Miss vs Indiana State
12/22/12 11:00 a.m. at Stan Sheriff Center - Honolulu, HI

Ole Miss 85 • 8-2

#	Player	Total			3-Ptr			Rebounds			PF	TP	A	TO	Blk	Stl	Min									
		FG-FGA	FG-FGA	FT-FTA	FG-FGA	FG-FGA	FT-FTA	Off	Def	Tot																
20	Williams,Nick	*	3-11	1-5	0-0	1	3	4	2	7	0	0	0	0	29											
22	Henderson,Marshall	*	10-23	7-16	0-0	1	2	3	4	27	1	0	0	2	37											
23	Buckner,Reginald	*	8-10	0-0	1-3	5	5	10	2	17	0	1	3	2	35											
31	Holloway,Murphy	*	8-13	0-1	0-0	4	9	13	5	16	1	3	1	3	37											
32	Summers,Jarvis	*	1-7	0-1	5-8	0	1	1	3	7	3	0	0	1	23											
03	Millinghaus,Derrick	g	3-12	2-5	1-2	2	3	5	0	9	2	1	0	0	26											
04	Cox,Demarco	g	0-1	0-0	0-0	0	1	1	0	0	0	0	0	0	1											
10	White,LaDarius	g	0-3	0-2	0-0	1	1	2	0	0	2	1	0	0	15											
13	Perez,Anthony	g	0-1	0-1	0-0	0	1	1	1	0	0	1	0	0	5											
34	Jones,Aaron	g	1-2	0-0	0-0	2	1	3	2	2	2	0	2	1	17											
Team						2 1 3																				
Totals			34-83			10-31			7-13			18 28 46			19 85			11 7 6 9			225					
FG % 1st Half:		14-31		45.2%		2nd half:		17-40		42.5%		OT:		3-12		25.0%		Game:		34-83		41.0%		Deadball		Rebounds
3FG % 1st Half:		4-12		33.3%		2nd half:		5-13		38.5%		OT:		1-6		16.7%		Game:		10-31		32.3%				6
FT % 1st Half:		1-4		25.0%		2nd half:		3-5		60.0%		OT:		3-4		75.0%		Game:		7-13		53.8%				

Indiana State 87 • 6-3

#	Player	Total			3-Ptr			Rebounds			PF	TP	A	TO	Blk	Stl	Min									
		FG-FGA	FG-FGA	FT-FTA	FG-FGA	FG-FGA	FT-FTA	Off	Def	Tot																
03	Arop, Manny	*	9-15	4-5	5-6	2	5	7	1	27	0	0	0	0	34											
05	Gant, Justin	*	5-12	0-1	2-2	3	8	11	1	12	0	3	0	0	41											
12	Cummings, Dawon	*	4-10	2-5	0-0	0	5	5	0	10	4	3	0	0	32											
13	Odum, Jake	*	3-9	0-3	10-15	2	6	8	3	16	8	4	1	2	36											
31	Mahurin, R.J.	*	4-9	3-6	1-1	2	1	3	2	12	0	0	0	0	28											
00	Kitchell, Jake	g	2-3	0-0	0-0	2	3	5	1	4	0	1	1	0	17											
02	Eitel, Lucas	g	1-1	0-0	0-0	0	0	0	0	2	1	1	0	0	8											
11	Brown, Devonte	g	0-3	0-1	0-0	0	2	2	0	0	3	0	0	0	14											
22	Burnett, Brandon	g	0-0	0-0	0-0	0	0	0	0	0	0	0	0	0	1											
32	Smith, Christian	g	2-8	0-1	0-0	2	1	3	0	4	0	1	1	1	14											
Team						1 0 1																				
Totals			30-70			9-22			18-24			14 31 45			10 87			16 13 3 3			225					
FG % 1st Half:		15-32		46.9%		2nd half:		12-32		37.5%		OT:		3-6		50.0%		Game:		30-70		42.9%		Deadball		Rebounds
3FG % 1st Half:		5-9		55.6%		2nd half:		4-11		36.4%		OT:		0-2		0.0%		Game:		9-22		40.9%				4
FT % 1st Half:		9-11		81.8%		2nd half:		3-7		42.9%		OT:		6-6		100.0%		Game:		18-24		75.0%				

Officials: Mike Greenstein, Greg Nixon, Ryan Wells
 Technical fouls: Ole Miss-Henderson,Marshall. Indiana State-None.
 Attendance:
 Hawaiian Airlines Diamond Head Classic First Round

Score by periods	1st	2nd	OT	Total
Ole Miss	33	42	10	85
Indiana State	44	31	12	87

Points	In	Off	2nd	Fast	Bench
UM	Paint	T/O	Chance	Break	
40	24	29	3	11	
INS	32	5	15	4	10

Last FG - UM OT-00:01, INS OT-03:13.

Score tied - 11 times.

GAME-BY-GAME RECAPS

Game 11 | Dec. 23, 2012
Ole Miss 85, San Francisco 78
Honolulu, Hawaii | Sheriff Center

HONOLULU, Hawaii (AP) - Senior Murphy Holloway posted his third-straight double-double with 23 points and 13 boards and senior Nick Williams poured in a season-high 18 points, as Ole Miss overcame five point halftime deficit to down San Francisco 85-78 at the Diamond Head Classic on Sunday.

The Rebels (9-2) rallied from a 13-point deficit in the first half to advance to Tuesday's fifth-place game.

Holloway, a senior forward, had 16 points and 13 rebounds on Saturday in the Rebels' 87-85 overtime loss to Indiana State.

Williams scored 18 points, Marshall Henderson scored 12 and Jarvis Summers added 11 points for Ole Miss, which made 9 of 19 from 3-point range.

San Francisco (5-6) shot 60.7 percent from the field in the first half, but just 40.7 percent after halftime. Cody Doolin led the Dons with 20 points, seven rebounds and eight assists.

Official Basketball Box Score -- Game Totals -- Final Statistics
Ole Miss vs San Francisco
12/23/12 10:00 am at Stan Sheriff Center - Honolulu, HI

Ole Miss 85 • 9-2

##	Player	Total			3-Ptr			Rebounds			PF	TP	A	TO	Blk	Stl	Min
		FG-FGA	FG-FGA	FT-FTA	FG-FGA	FG-FGA	FT-FTA	Off	Def	Tot							
20	Williams, Nick	* 7-12	4-6	0-0	0	2	2	3	18	1	0	0	0	0	0	33	
22	Henderson, Marshall	* 2-9	2-6	6-6	0	2	2	1	12	0	3	0	0	0	26		
23	Buckner, Reginald	* 3-3	0-0	1-1	1	2	3	4	7	0	3	2	3	21			
31	Holloway, Murphy	* 9-15	0-0	5-7	5	8	13	3	23	0	3	0	1	36			
32	Summers, Jarvis	* 2-5	0-1	7-7	0	1	1	4	11	2	0	0	0	17			
01	Newby, Martavious	0-2	0-1	0-0	0	0	0	1	0	0	1	0	0	3			
03	Millinghaus, Derrick	1-4	1-2	2-4	0	2	2	2	5	1	0	0	1	24			
04	Cox, Demarco	0-1	0-0	0-0	0	0	0	1	0	0	1	0	0	5			
10	White, LaDarius	1-2	1-1	1-2	0	0	0	4	1	2	0	1	1	13			
13	Perez, Anthony	1-2	1-2	0-0	1	0	1	0	3	0	1	0	0	6			
34	Jones, Aaron	0-2	0-0	2-3	1	5	6	2	2	0	0	2	0	16			
Team					2	1	3										
Totals		26-57	9-19	24-30	10	23	33	21	85	5	14	4	6	200			

FG % 1st Half: 13-32 40.6% 2nd half: 13-25 52.0% Game: 26-57 45.6% Deadball Rebounds 3.2
3FG % 1st Half: 3-9 33.3% 2nd half: 6-10 60.0% Game: 9-19 47.4%
FT % 1st Half: 4-6 66.7% 2nd half: 20-24 83.3% Game: 24-30 80.0%

San Francisco 78 • 5-6

##	Player	Total			3-Ptr			Rebounds			PF	TP	A	TO	Blk	Stl	Min
		FG-FGA	FG-FGA	FT-FTA	FG-FGA	FG-FGA	FT-FTA	Off	Def	Tot							
15	XU, Tao	* 2-3	0-0	0-0	0	0	0	3	4	0	0	0	0	14			
21	PARKER, De'End	* 6-12	0-3	5-6	1	4	5	0	17	2	1	0	0	37			
25	DICKERSON, Cole	* 4-8	3-4	3-5	1	5	6	5	14	3	3	0	1	31			
32	DERKSEN, Tim	* 4-8	0-2	0-0	0	1	1	5	8	0	3	0	0	24			
45	DOOLIN, Cody	* 6-14	3-9	5-5	1	6	7	2	20	8	4	0	0	37			
03	CHRISTIANSEN, Matt	2-2	0-0	0-1	0	3	3	5	4	0	1	0	0	25			
12	HOLMES, Avry	3-6	1-3	2-2	0	1	1	3	9	0	1	0	1	17			
23	TOLLEFSEN, Mark	1-2	0-1	0-0	0	1	1	1	2	1	1	0	0	15			
Team					2	1	3										
Totals		28-55	7-22	15-19	5	22	27	24	78	14	14	0	2	200			

FG % 1st Half: 17-28 60.7% 2nd half: 11-27 40.7% Game: 28-55 50.9% Deadball Rebounds 1.2
3FG % 1st Half: 3-9 33.3% 2nd half: 4-13 30.8% Game: 7-22 31.8%
FT % 1st Half: 1-3 33.3% 2nd half: 14-16 87.5% Game: 15-19 78.9%

Officials: Randy Heimerman, Mike Thibodeaux, Ryan Wells
Technical fouls: Ole Miss-None. San Francisco-None.
Attendance:
Hawaiian Airlines Diamond Head Classic Consolation Bracket

Score by periods	1st	2nd	Total
Ole Miss	33	52	85
San Francisco	38	40	78

Last FG - UM 2nd-02:50, USF 2nd-00:20.
Largest lead - UM by 7 2nd-01:02, USF by 13 1st-06:17.

Points	In	Off	2nd	Fast	Bench
UM	28	21	13	4	14
USF	30	15	10	2	15

Score tied - 2 times.
Lead changed - 9 times.

Game 12 | Dec. 25, 2012
Ole Miss 81, Hawai'i 66
Honolulu, Hawaii | Sheriff Center

HONOLULU, Hawaii (AP) - Ole Miss used a defensive surge in the final minutes of play and rallied from a 30-29 halftime deficit to knock off host Hawaii 81-66 at the Diamond Head Classic on Christmas Day.

Murphy Holloway scored 18 points and the Rebels pulled away from a tie game in the final minutes of the fifth-place game on Tuesday.

Nick Williams and Marshall Henderson scored 16 points each and Aaron Jones added 10 points for the Rebels (10-2), who broke away from a game tied at 63 to finish on an 18-3 run.

Jones' putback gave the Rebels the lead for good at 65-63 with 3:40 left, and his emphatic, uncontested dunk made it 69-63 with 2:21 remaining.

Ole Miss' man-to-man defense shut down the Rainbow Warriors in the game's final minutes. After Jones' dunk, the Rebels came up with steals on back-to-back Hawaii possessions. Those steals led to Williams' dunk and Jarvis Summers' layup for a 73-63 lead with 1:25 left. Ole Miss made six free throws to close out the game.

Vander Joaquim led Hawaii (6-5) with 29 points and 15 rebounds. Isaac Fotu had 11 points and Christian Stanhardinger had 10 in the loss.

Despite being outrebounded 41-32, the Rebels had several key rebounds late in the game on both ends of the court. The Rebels shot 44 percent from the field while the Rainbow Warriors shot 39 percent in a game that had 13 lead changes and was tied 11 times.

Henderson hit back-to-back 3-pointers to give the Rebels a 25-9 lead with 8:34 left in the first half. The Rainbow Warriors responded with a 21-4 run to take a 30-29 halftime lead.

Official Basketball Box Score -- Game Totals -- Final Statistics
Ole Miss vs Hawai'i
12/25/12 11:30 am at Stan Sheriff Center - Honolulu, HI

Ole Miss 81 • 10-2

##	Player	Total			3-Ptr			Rebounds			PF	TP	A	TO	Blk	Stl	Min
		FG-FGA	FG-FGA	FT-FTA	FG-FGA	FG-FGA	FT-FTA	Off	Def	Tot							
01	Newby, Martavious	0-0	0-0	0-0	0	0	0	0	0	0	1	0	0	0	1		
03	Millinghaus, Derrick	1-4	1-2	2-2	0	1	1	0	5	0	0	0	0	17			
10	White, LaDarius	1-4	0-3	3-3	0	3	3	1	5	0	0	0	1	14			
13	Perez, Anthony	0-1	0-0	0-0	0	0	0	1	0	0	0	0	0	3			
20	Williams, Nick	* 5-17	1-7	5-5	2	3	5	2	16	3	1	0	0	29			
22	Henderson, Marshall	* 4-8	4-6	4-4	1	2	3	0	16	2	2	0	1	31			
23	Buckner, Reginald	* 2-2	0-0	0-0	0	1	1	5	4	1	1	3	1	18			
28	Brutus, Terry	0-0	0-0	0-0	0	1	1	1	0	0	0	0	0	4			
31	Holloway, Murphy	* 8-13	0-0	2-7	3	6	9	3	18	2	0	0	2	36			
32	Summers, Jarvis	* 2-8	1-2	2-2	0	1	1	2	7	6	2	0	2	29			
34	Jones, Aaron	4-4	0-0	2-2	2	2	4	3	10	1	1	4	1	18			
Team					4	0	4										
Totals		27-61	7-20	20-25	12	20	32	18	81	15	8	7	8	200			

FG % 1st Half: 9-31 29.0% 2nd half: 18-30 60.0% Game: 27-61 44.3% Deadball Rebounds 1.2
3FG % 1st Half: 4-12 33.3% 2nd half: 3-8 37.5% Game: 7-20 35.0%
FT % 1st Half: 7-10 70.0% 2nd half: 13-15 86.7% Game: 20-25 80.0%

Hawai'i 66 • 6-5

##	Player	Total			3-Ptr			Rebounds			PF	TP	A	TO	Blk	Stl	Min
		FG-FGA	FG-FGA	FT-FTA	FG-FGA	FG-FGA	FT-FTA	Off	Def	Tot							
01	Tavita, Jace	0-2	0-2	0-0	1	3	4	0	0	8	3	0	0	31			
02	Jefferson, Garrett	0-0	0-0	0-0	0	0	0	0	0	0	0	0	0	2			
03	Jawato, Brandon	* 1-5	0-2	0-0	0	0	0	2	2	0	1	0	0	13			
13	Rozitis, Davis	0-0	0-0	0-0	0	0	0	1	0	0	0	1	0	1			
15	Joaquim, Vander	* 11-21	0-0	7-9	7	8	15	4	29	0	3	2	0	38			
21	Brereton, Hauns	0-2	0-2	0-0	0	1	1	0	0	0	0	0	0	5			
32	Spearman, Brandon	3-8	0-2	2-2	1	3	4	2	8	0	1	1	1	27			
33	Clair, Manroop	* 2-8	2-7	0-0	0	5	5	2	6	1	5	0	1	36			
34	Standhardinger, C.	* 3-11	0-1	4-5	4	1	5	3	10	4	1	0	0	32			
42	Fotu, Isaac	* 4-4	0-0	3-4	1	2	3	3	11	0	1	1	0	15			
Team					1	3	4										
Totals		24-61	2-16	16-20	15	26	41	17	66	13	15	5	2	200			

FG % 1st Half: 11-31 35.5% 2nd half: 13-30 43.3% Game: 24-61 39.3% Deadball Rebounds 4
3FG % 1st Half: 1-9 11.1% 2nd half: 1-7 14.3% Game: 2-16 12.5%
FT % 1st Half: 7-7 100.0% 2nd half: 9-13 69.2% Game: 16-20 80.0%

Officials: Terry Moore, Winsten Stith, Tommy Short
Technical fouls: Ole Miss-None. Hawai'i-None.
Attendance:
Hawaiian Airlines Diamond Head Classic 5th Place Game

Score by periods	1st	2nd	Total
Ole Miss	29	52	81
Hawai'i	30	36	66

Points	In	Off	2nd	Fast	Bench
UM	36	26	17	2	20
UH	34	2	9	0	8

GAME-BY-GAME RECAPS

Game 13 | Jan. 4, 2013
Ole Miss 95, Fordham 68
Oxford, Miss. | Tad Smith Coliseum

OXFORD, Miss. (AP) - Marshall Henderson scored 21 points as Ole Miss placed five players in double figures Friday night to defeat Fordham 95-68 in the final nonconference game for both teams.

Reginald Buckner scored 18 points, Derrick Millinghaus had 16, Murphy Holloway 15 and Nick Williams 11 to lead a balanced attack for Ole Miss (11-2). The Rebels shot 50 percent from the field (33 of 66) and forced 22 Fordham turnovers.

Ryan Canty led Fordham (4-11), of the Atlantic 10 Conference, with 15 points, 10 rebounds and two blocked shots. Bryan Smith and Mandell Thomas added 14 and 12 points, respectively, for the Rams, who shot 38.8 percent (26 of 67) from the field.

The Rams led 14-13 in the opening seven minutes before scoring runs of 10-0 and 12-0 helped Ole Miss build a 46-35 halftime lead.

Fordham never seriously threatened in the second half. Ole Miss led by as many as 30 points, 91-61 with 3:22 left, after the second of two free throws by Williams.

The Rebels finished 22 of 27 (81.5 percent) from the free throw line and 7 of 16 (43.8 percent) from 3-point range, including three apiece from Henderson and Millinghaus.

The Rebels outrebounded Fordham 39-38, including a game-high 13 by Holloway, while Buckner blocked six shots and made three steals.

Fordham's Branden Frazier and Chris Gaston, who were averaging 16.4 and 15.1 points per game, respectively, were limited to six points apiece.

Official Basketball Box Score -- Game Totals -- Final Statistics
Fordham vs Ole Miss
1/4/13 8 PM at Oxford, Miss./Tad Smith Coliseum

Fordham 68 • 4-11

#	Player	Total		3-Ptr		Rebounds			PF	TP	A	TO	Blk	Stl	Min
		FG-FGA	FG-FGA	FT-FTA	Off	Def	Tot								
33	GASTON, Chris	f	1-3	0-0	4-4	1	0	1	1	6	1	0	1	0	16
42	CANTY, Ryan	c	6-8	0-0	3-6	4	6	10	5	15	0	1	2	1	29
01	FRAZIER, Branden	g	3-9	0-4	0-0	2	3	5	3	6	6	5	0	1	28
23	THOMAS, Mandell	g	5-15	2-4	0-0	0	2	2	1	12	0	4	0	1	33
24	SMITH, Bryan	g	5-15	4-11	0-0	2	3	5	3	14	2	4	0	2	37
10	LEONARD, Travion	g	4-9	0-0	0-0	4	2	6	3	8	1	2	0	1	20
02	ZIVKOVIC, Luka	g	0-3	0-3	0-0	1	0	1	0	0	0	0	0	0	4
15	MUSOVIC, Nihad	g	0-0	0-0	0-0	1	0	1	1	0	0	1	0	0	2
20	FAY, Jared	g	0-1	0-1	0-0	0	0	0	0	0	0	0	0	0	3
30	MYOMES, Ryan	g	1-2	0-0	0-0	0	2	2	0	2	1	0	0	0	11
34	RHOERS, Jermaine	g	1-2	1-2	2-2	0	1	1	4	5	4	5	0	1	17
Team						4	0	4							
Totals			26-67	7-25	9-12	19	19	38	21	68	15	22	3	7	200
FG % 1st Half: 12-31		38.7%	2nd half: 14-36		38.9%	Game: 26-67		38.8%							Deadball
3FG % 1st Half: 4-10		40.0%	2nd half: 3-15		20.0%	Game: 7-25		28.0%							Rebounds
FT % 1st Half: 7-8		87.5%	2nd half: 2-4		50.0%	Game: 9-12		75.0%							2,1

Ole Miss 95 • 11-2

#	Player	Total		3-Ptr		Rebounds			PF	TP	A	TO	Blk	Stl	Min
		FG-FGA	FG-FGA	FT-FTA	Off	Def	Tot								
23	Buckner, Reginald	f	6-9	0-0	6-7	3	5	8	3	18	1	1	6	3	31
31	Holloway, Murphy	f	6-14	0-0	3-4	7	6	13	1	15	1	2	0	1	25
10	White, LaDarius	g	1-3	0-0	1-2	1	2	3	1	3	1	2	0	0	21
22	Henderson, Marshall	g	7-14	3-8	4-5	0	3	3	1	21	2	2	0	1	30
32	Summers, Jarvis	g	3-6	0-0	0-0	0	3	3	2	6	3	1	0	1	20
01	Newby, Martavious	g	0-1	0-0	1-2	1	0	1	0	1	0	1	0	2	4
03	Millinghaus, Derrick	g	5-9	3-5	3-3	0	0	0	2	16	2	1	0	2	20
05	Peeper, Cade	g	0-0	0-0	0-0	0	0	0	0	0	0	0	0	0	1
13	Perez, Anthony	g	0-0	0-0	0-0	0	0	0	0	0	0	2	0	0	3
20	Williams, Nick	g	3-7	1-3	4-4	0	0	0	1	11	1	1	0	1	23
24	Norman, Will	g	0-0	0-0	0-0	0	0	0	0	0	0	0	0	0	1
34	Jones, Aaron	g	2-3	0-0	0-0	2	3	5	1	4	2	0	2	1	21
Team						2	1	3							
Totals			33-66	7-16	22-27	16	23	39	12	95	13	13	8	12	200
FG % 1st Half: 16-34		47.1%	2nd half: 17-32		53.1%	Game: 33-66		50.0%							Deadball
3FG % 1st Half: 4-9		44.4%	2nd half: 3-7		42.9%	Game: 7-16		43.8%							Rebounds
FT % 1st Half: 10-13		76.9%	2nd half: 12-14		85.7%	Game: 22-27		81.5%							2

Officials: Joe Lindsay, Ron Groover, Jamie Luck
 Technical fouls: Fordham-None, Ole Miss-None.
 Attendance: 3167

Score by periods	1st	2nd	Total
Fordham	35	33	68
Ole Miss	46	49	95

Last FG - FOR 2nd-00:24, UM 2nd-02:03.
 Largest lead - FOR by 4 1st-16:56, UM by 30 2nd-03:22.

Score tied - 3 times.
 Lead changed - 6 times.

Game 14 | Jan. 9, 2013
Ole Miss 92, Tennessee 74
Knoxville, Tenn. | Thompson-Boling Arena

KNOXVILLE, Tenn. (AP) - Junior Marshall Henderson poured in a career-high 32 points and senior Murphy Holloway added 15 points and 12 rebounds as the Rebels topped Tennessee 92-74 in Knoxville to begin SEC play on Wednesday. It was just Ole Miss' second win in Thompson-Boling Arena and marked the first time since 2005-06 that the Rebels started SEC play 1-0.

Jarvis Summers scored 16 points and Holloway and Reginald Buckner each had double-doubles for the Rebels, who have won four straight games. Holloway had 15 points and 12 rebounds. Buckner scored 13 points and pulled down 15 rebounds.

Jordan McRae scored 26 points to match his career high for Tennessee (8-5), which closed a six-game home stand with its second consecutive loss. McRae also had 26 points Friday in an 85-80 loss to Memphis. Jarnell Stokes added 15 points and 11 rebounds.

This game shaped up as a confrontation between Mississippi's high-powered scoring attack and Tennessee's tenacious defense. Ole Miss headed into conference play leading the SEC with 83.1 points per game, which ranked the Rebels fifth nationally in scoring offense. Tennessee was yielding 58.8 points per game to rank second in the league in scoring defense.

Ole Miss exceeded its season scoring average by continually getting to the free-throw line, Tennessee's usual path to victory. That free-throw differential proved critical because neither team was connecting from long range.

Tennessee cut the lead to five early in the second half, but the Vols wouldn't get any closer. Henderson, who entered the night leading the SEC with 18.2 points per game, heated up midway through the second half and helped the Rebels put the game out of reach.



Official Basketball Box Score -- Game Totals -- Final Statistics
Ole Miss vs Tennessee
01/09/13 8:00 p.m. at Knoxville, Tenn. (Thompson-Boling Arena)

Ole Miss 92 • 12-2, 1-0 SEC

#	Player	Total		3-Ptr		Rebounds			PF	TP	A	TO	Blk	Stl	Min
		FG-FGA	FG-FGA	FT-FTA	Off	Def	Tot								
23	Buckner, Reginald	f	3-4	0-0	7-9	4	11	15	5	13	0	2	1	0	29
34	Jones, Aaron	f	0-1	0-0	1-2	1	2	3	4	1	0	1	3	0	17
10	White, LaDarius	g	2-5	0-1	0-0	0	1	1	0	4	2	0	0	1	20
22	Henderson, Marshall	g	8-19	3-12	13-14	0	4	4	1	32	1	2	0	2	36
32	Summers, Jarvis	g	4-7	0-0	8-9	0	1	1	3	16	3	2	0	1	29
01	Newby, Martavious	g	0-0	0-0	0-0	0	0	0	0	0	0	0	0	0	0+
03	Millinghaus, Derrick	g	1-2	0-0	0-0	0	0	0	0	0	2	1	0	0	12
13	Perez, Anthony	g	0-0	0-0	0-0	0	0	0	0	0	0	0	0	0	0+
20	Williams, Nick	g	2-7	1-2	2-2	1	1	2	3	7	0	0	0	0	23
25	Brutus, Terry	g	1-1	0-0	0-0	1	2	3	0	2	0	0	0	0	3
31	Holloway, Murphy	g	4-12	0-0	7-8	4	8	12	3	15	2	4	1	2	31
Team						3	3	6							
Totals			25-58	4-15	38-44	14	33	47	19	92	9	11	5	6	200
FG % 1st Half: 13-31		41.9%	2nd half: 12-27		44.4%	Game: 25-58		43.1%							Deadball
3FG % 1st Half: 0-6		0.0%	2nd half: 4-9		44.4%	Game: 4-15		26.7%							Rebounds
FT % 1st Half: 12-14		85.7%	2nd half: 26-30		86.7%	Game: 38-44		86.4%							2

Tennessee 74 • 8-5, 0-1 SEC

#	Player	Total		3-Ptr		Rebounds			PF	TP	A	TO	Blk	Stl	Min
		FG-FGA	FG-FGA	FT-FTA	Off	Def	Tot								
05	Stokes, Jarnell	f	5-13	0-0	5-9	3	8	11	3	15	1	1	0	0	32
20	Hall, Kenny	f	0-1	0-0	0-0	0	0	0	5	0	0	1	0	0	12
01	Richardson, Josh	g	3-10	1-4	2-4	1	1	2	4	9	1	1	1	2	36
11	Golden, Trae	g	3-10	1-4	0-0	0	2	2	5	7	5	1	0	0	23
52	McRae, Jordan	g	8-14	3-8	7-9	1	3	4	3	26	2	1	1	1	35
00	Makanjuola, Yemi	g	2-2	0-0	3-4	2	5	7	1	7	0	0	0	0	15
03	Reese, Derek	g	3-8	1-5	0-0	1	3	4	1	7	1	0	0	1	20
13	McBee, Skylar	g	1-5	1-4	0-0	0	0	0	3	3	0	0	0	1	20
24	Lopez, Brandon	g	0-1	0-0	0-0	0	1	1	0	1	0	1	2	0	5
32	Edwards, D'Montre	g	0-1	0-1	0-0	0	0	0	1	0	0	1	0	0	2
Team						1	0	1							
Totals			25-65	7-26	17-26	9	23	32	27	74	11	8	2	6	200
FG % 1st Half: 13-37		35.1%	2nd half: 12-28		42.9%	Game: 25-65		38.5%							Deadball
3FG % 1st Half: 2-12		16.7%	2nd half: 5-14		35.7%	Game: 7-26		26.9%							Rebounds
FT % 1st Half: 2-3		66.7%	2nd half: 15-23		65.2%	Game: 17-26		65.4%							7

Officials: Anthony Jordan, Pat Adams, John Hampton
 Technical fouls: Ole Miss-None, Tennessee-None.
 Attendance: 17059

Score by periods	1st	2nd	Total
Ole Miss	38	54	92
Tennessee	30	44	74

Points	In	Off	2nd	Fast	Bench
UM	34	11	25	4	26
UT	32	13	11	7	17

2012-13 Ole Miss Rebel Basketball
Ole Miss Combined Team Statistics (as of Jan 13, 2013)
All games

RECORD:	OVERALL	HOME	AWAY	NEUTRAL
ALL GAMES.....	(13-2)	(9-0)	(3-1)	(1-1)
CONFERENCE.....	(2-0)	(1-0)	(1-0)	(0-0)
NON-CONFERENCE.....	(11-2)	(8-0)	(2-1)	(1-1)

## Player	GP-GS	Min--Avg	---TOTAL---		---3-PTS---		----REBOUNDS----				PF	FO	A	TO	Blk	Stl	Pts	Avg		
			FG-FGA	Pct	3FG-FGA	Pct	FT-FTA	Pct	Off	Def									Tot	Avg
22 Henderson, Marshall.	15-15	438 29.2	83-209	.397	57-158	.361	56-65	.862	4	46	50	3.3	20	0	26	34	0	21	279	18.6
31 Holloway, Murphy....	15-14	437 29.1	99-176	.563	1-7	.143	43-80	.538	60	102	162	10.8	37	1	21	32	8	27	242	16.1
20 Williams, Nick.....	15-12	391 26.1	56-141	.397	17-51	.333	26-28	.929	9	32	41	2.7	25	0	25	13	1	10	155	10.3
23 Buckner, Reginald...	15-15	410 27.3	55-86	.640	0-0	.000	42-70	.600	47	70	117	7.8	47	3	10	21	42	22	152	10.1
32 Summers, Jarvis.....	15-14	359 23.9	35-88	.398	8-22	.364	42-56	.750	3	17	20	1.3	42	0	53	13	4	18	120	8.0
03 Millinghaus, Derrick	12-1	212 17.7	26-76	.342	10-30	.333	25-34	.735	4	15	19	1.6	17	0	21	16	0	16	87	7.3
34 Jones, Aaron.....	15-1	244 16.3	25-41	.610	0-2	.000	5-7	.714	25	33	58	3.9	31	1	11	6	25	7	55	3.7
10 White, LaDarius.....	15-3	245 16.3	20-61	.328	7-27	.259	8-13	.615	7	26	33	2.2	15	0	14	23	3	8	55	3.7
01 Newby, Martavious...	12-0	109 9.1	12-34	.353	1-14	.071	11-13	.846	10	15	25	2.1	10	0	10	10	1	12	36	3.0
13 Perez, Anthony.....	14-0	102 7.3	10-33	.303	3-17	.176	9-12	.750	11	8	19	1.4	13	0	7	9	3	3	32	2.3
04 Cox, Demarco.....	7-0	44 6.3	4-13	.308	0-2	.000	3-4	.750	2	6	8	1.1	3	0	0	2	1	2	11	1.6
25 Brutus, Terry.....	7-0	28 4.0	5-9	.556	0-0	.000	0-1	.000	4	3	7	1.0	4	0	0	1	0	2	10	1.4
24 Norman, Will.....	2-0	3 1.5	1-1	1.000	0-0	.000	0-1	.000	1	1	2	1.0	1	0	0	0	0	0	2	1.0
05 Peeper, Cade.....	3-0	3 1.0	0-0	.000	0-0	.000	0-0	.000	0	0	0	0.0	1	0	1	0	0	0	0	0.0
TEAM.....									30	29	59	3.9	0		1				0	
Total.....	15	3025	431-968	.445	104-328	.317	270-384	.703	217	403	620	41.3	266	5	199	181	88	148	1236	82.4
Opponents.....	15	3025	340-890	.382	74-285	.260	201-297	.677	182	372	554	36.9	309	-	171	266	37	91	955	63.7

TEAM STATISTICS	UM	OPP	DATE	OPPONENT	W/L	SCORE	ATTEND	
SCORING.....	1236	955	11/9/12	MVSU	W	93-57	4992	
Points per game.....	82.4	63.7	11/13/12	COSTAL CAROLINA	W	90-72	3059	
Scoring margin.....	+18.7	-	11/16/12	UALR	W	92-52	3251	
FIELD GOALS-ATT.....	431-968	340-890	11/20/12	MCNEESE STATE	W	76-50	3511	
Field goal pct.....	.445	.382	11/23/12	LIPSCOMB	W	91-45	4591	
3 POINT FG-ATT.....	104-328	74-285	%12/1/12	RUTGERS	W	80-67	4277	
3-point FG pct.....	.317	.260	12/8/12	at Middle Tennessee	L	62-65	6107	
3-pt FG made per game.	6.9	4.9	12/14/12	ETSU	W	77-55	3411	
FREE THROWS-ATT.....	270-384	201-297	12/19/12	at Loyola Marymount	W	73-70	3021	
Free throw pct.....	.703	.677	12/22/12	vs Indiana State	LOT	85-87	-	
F-Throws made per game	18.0	13.4	12/23/12	vs San Francisco	W	85-78	-	
REBOUNDS.....	620	554	12/25/12	at Hawai`i	W	81-66	-	
Rebounds per game....	41.3	36.9	1/4/13	FORDHAM	W	95-68	3167	
Rebounding margin.....	+4.4	-	*01/09/13	at Tennessee	W	92-74	17059	
ASSISTS.....	199	171	*1/12/13	MISSOURI	W	64-49	9173	
Assists per game.....	13.3	11.4	* = Conference game					
TURNOVERS.....	181	266	% = SEC/Big East Challenge					
Turnovers per game....	12.1	17.7	^ - Diamond Head Classic					
Turnover margin.....	+5.7	-						
Assist/turnover ratio.	1.1	0.6						
STEALS.....	148	91						
Steals per game.....	9.9	6.1						
BLOCKS.....	88	37						
Blocks per game.....	5.9	2.5						
ATTENDANCE.....	39432	26187						
Home games-Avg/Game...	9-4381	4-6547						
Neutral site-Avg/Game.	-	2-0						

SCORE BY PERIODS:	1st	2nd	OT	Total
Ole Miss.....	557	669	10	- 1236
Opponents.....	468	475	12	- 955

2012-13 Ole Miss Rebel Basketball
Ole Miss Combined Team Statistics (as of Jan 13, 2013)
Conference games

RECORD:	OVERALL	HOME	AWAY	NEUTRAL
ALL GAMES.....	(2-0)	(1-0)	(1-0)	(0-0)
CONFERENCE.....	(2-0)	(1-0)	(1-0)	(0-0)
NON-CONFERENCE.....	(0-0)	(0-0)	(0-0)	(0-0)

## Player	GP-GS	Min--Avg	---TOTAL---		---3-PTS---		----REBOUNDS----				PF	FO	A	TO	Blk	Stl	Pts	Avg		
			FG-FGA	Pct	3FG-FGA	Pct	FT-FTA	Pct	Off	Def									Tot	Avg
22 Henderson, Marshall.	2-2	65 32.5	12-30	.400	5-20	.250	14-16	.875	1	7	8	4.0	3	0	3	6	0	5	43	21.5
31 Holloway, Murphy....	2-1	62 31.0	12-24	.500	0-0	.000	13-18	.722	7	13	20	10.0	4	0	3	5	2	6	37	18.5
32 Summers, Jarvis.....	2-2	56 28.0	6-15	.400	0-1	.000	16-17	.941	0	4	4	2.0	6	0	5	3	1	2	28	14.0
23 Buckner, Reginald...	2-2	61 30.5	3-9	.333	0-0	.000	7-9	.778	7	18	25	12.5	8	1	0	3	2	1	13	6.5
20 Williams, Nick.....	2-0	49 24.5	4-13	.308	2-5	.400	2-2	1.000	1	3	4	2.0	4	0	2	1	0	3	12	6.0
03 Millinghaus, Derrick	2-0	27 13.5	4-8	.500	2-3	.667	0-0	.000	1	0	1	0.5	2	0	2	1	0	1	10	5.0
10 White, LaDarius.....	2-2	40 20.0	4-11	.364	0-4	.000	0-0	.000	0	3	3	1.5	0	0	3	3	0	1	8	4.0
34 Jones, Aaron.....	2-1	33 16.5	1-3	.333	0-0	.000	1-2	.500	2	4	6	3.0	5	0	0	1	4	0	3	1.5
25 Brutus, Terry.....	2-0	4 2.0	1-1	1.000	0-0	.000	0-0	.000	1	2	3	1.5	0	0	0	0	0	0	2	1.0
13 Perez, Anthony.....	1-0	0 0.0	0-0	.000	0-0	.000	0-0	.000	0	0	0	0.0	0	0	0	0	0	0	0	0.0
01 Newby, Martavious...	2-0	3 1.5	0-0	.000	0-0	.000	0-0	.000	0	0	0	0.0	1	0	0	0	0	0	0	0.0
TEAM.....									5	5	10	5.0	0		0					0

Total.....	2	400	47-114	.412	9-33	.273	53-64	.828	25	59	84	42.0	33	1	18	23	9	19	156	78.0
Opponents.....	2	400	46-122	.377	9-44	.205	22-32	.688	20	48	68	34.0	46	-	20	27	6	12	123	61.5

TEAM STATISTICS	UM	OPP	DATE	OPPONENT	W/L	SCORE	ATTEND
SCORING.....	156	123	*01/09/13	at Tennessee	W	92-74	17059
Points per game.....	78.0	61.5	*1/12/13	MISSOURI	W	64-49	9173
Scoring margin.....	+16.5	-	* = Conference game				
FIELD GOALS-ATT.....	47-114	46-122	% = SEC/Big East Challenge				
Field goal pct.....	.412	.377	^ - Diamond Head Classic				
3 POINT FG-ATT.....	9-33	9-44					
3-point FG pct.....	.273	.205					
3-pt FG made per game.	4.5	4.5					
FREE THROWS-ATT.....	53-64	22-32					
Free throw pct.....	.828	.688					
F-Throws made per game	26.5	11.0					
REBOUNDS.....	84	68					
Rebounds per game....	42.0	34.0					
Rebounding margin....	+8.0	-					
ASSISTS.....	18	20					
Assists per game.....	9.0	10.0					
TURNOVERS.....	23	27					
Turnovers per game....	11.5	13.5					
Turnover margin.....	+2.0	-					
Assist/turnover ratio.	0.8	0.7					
STEALS.....	19	12					
Steals per game.....	9.5	6.0					
BLOCKS.....	9	6					
Blocks per game.....	4.5	3.0					
ATTENDANCE.....	9173	17059					
Home games-Avg/Game...	1-9173	1-17059					
Neutral site-Avg/Game.	-	0-0					

SCORE BY PERIODS:	1st	2nd	Total
-----	-----	-----	-----
Ole Miss.....	69	87	- 156
Opponents.....	52	71	- 123

2012-13 Ole Miss Rebel Basketball
 Ole Miss Team Game-by-Game (as of Jan 13, 2013)
 All games

TEAM STATISTICS

Opponent	Date	Score	W/L	---TOTAL---		--3-PTRS--		---FT-FTA---		----REBOUNDS----				PF	A	TO	Blk	Stl	Pts---Avg		
				FG-FGA	Pct	3FG-FGA	Pct	FT-FTA	Pct	Off	Def	Tot	Avg								
MVSU	11/9/12	93-57	W	31-78	.397	6-27	.222	25-39	.641	24	30	54	54.0	20	14	11	8	13	93	93.0	
COSTAL CAROLINA	11/13/12	90-72	W	33-65	.508	9-27	.333	15-25	.600	12	22	34	44.0	18	19	11	3	9	90	91.5	
UALR	11/16/12	92-52	W	33-63	.524	6-18	.333	20-27	.741	13	34	47	45.0	20	13	15	10	9	92	91.7	
MCNEESE STATE	11/20/12	76-50	W	31-66	.470	3-14	.214	11-13	.846	21	26	47	45.5	10	14	14	3	10	76	87.8	
LIPSCOMB	11/23/12	91-45	W	30-69	.435	8-32	.250	23-33	.697	12	31	43	45.0	22	19	9	9	20	91	88.4	
RUTGERS	12/1/12	80-67	W	28-64	.438	7-23	.304	17-39	.436	16	26	42	44.5	17	18	8	3	6	80	87.0	
at Middle Tennessee	12/8/12	62-65	L	22-52	.423	5-21	.238	13-16	.813	10	25	35	43.1	20	7	18	4	6	62	83.4	
ETSU	12/14/12	77-55	W	28-64	.438	10-28	.357	11-18	.611	16	27	43	43.1	20	17	18	9	13	77	82.6	
at Loyola Marymount	12/19/12	73-70	W	28-66	.424	8-19	.421	9-15	.600	12	29	41	42.9	16	16	12	5	8	73	81.6	
vs Indiana State	12/22/12	85-87	Lot	34-83	.410	10-31	.323	7-13	.538	18	28	46	43.2	19	11	7	6	9	85	81.9	
vs San Francisco	12/23/12	85-78	W	26-57	.456	9-19	.474	24-30	.800	10	23	33	42.3	21	5	14	4	6	85	82.2	
at Hawai`i	12/25/12	81-66	W	27-61	.443	7-20	.350	20-25	.800	12	20	32	41.4	18	15	8	7	8	81	82.1	
FORDHAM	1/4/13	95-68	W	33-66	.500	7-16	.438	22-27	.815	16	23	39	41.2	12	13	13	8	12	95	83.1	
at Tennessee	01/09/13	92-74	W	25-58	.431	4-15	.267	38-44	.864	14	33	47	41.6	19	9	11	5	6	92	83.7	
MISSOURI	1/12/13	64-49	W	22-56	.393	5-18	.278	15-20	.750	11	26	37	41.3	14	9	12	4	13	64	82.4	
Ole Miss				1236	431-968	.445	104-328	.317	270-384	.703	217	403	620	41.3	266	199	181	88	148	1236	82.4
Opponents				955	340-890	.382	74-285	.260	201-297	.677	182	372	554	36.9	309	171	266	37	91	955	63.7

Games played: 15
 Points/game: 82.4
 FG Pct: 44.5
 3FG Pct: 31.7
 FT Pct: 70.3

Rebounds/game: 41.3
 Assists/game: 13.3
 Turnovers/game: 12.1
 Assist/turnover ratio: 1.1
 Steals/game: 9.9
 Blocks/game: 5.9

2012-13 Ole Miss Rebel Basketball
 Ole Miss Opponent Game-by-Game (as of Jan 13, 2013)
 All games

OPPONENT STATISTICS

Opponent	Date	Score	W/L	---TOTAL---		--3-PTRS--		---FT-FTA---		----REBOUNDS----				PF	A	TO	Blk	Stl	Pts---Avg		
				FG-FGA	Pct	3FG-FGA	Pct	FT-FTA	Pct	Off	Def	Tot	Avg								
MVSU	11/9/12	93-57	W	19-59	.322	5-21	.238	14-24	.583	15	28	43	43.0	27	7	23	1	6	57	57.0	
COSTAL CAROLINA	11/13/12	90-72	W	26-62	.419	6-16	.375	14-22	.636	15	24	39	41.0	20	17	19	3	6	72	64.5	
UALR	11/16/12	92-52	W	19-64	.297	6-23	.261	8-15	.533	17	17	34	38.7	21	7	20	3	7	52	60.3	
MCNEESE STATE	11/20/12	76-50	W	20-59	.339	1-12	.083	9-11	.818	15	16	31	36.8	13	8	20	1	12	50	57.8	
LIPSCOMB	11/23/12	91-45	W	12-49	.245	2-17	.118	19-29	.655	8	30	38	37.0	26	8	26	2	3	45	55.2	
RUTGERS	12/1/12	80-67	W	22-54	.407	5-16	.313	18-26	.692	7	34	41	37.7	31	14	14	2	6	67	57.2	
at Middle Tennessee	12/8/12	62-65	L	24-54	.444	5-15	.333	12-19	.632	8	22	30	36.6	21	10	14	5	10	65	58.3	
ETSU	12/14/12	77-55	W	18-55	.327	5-22	.227	14-24	.583	14	26	40	37.0	17	8	22	2	9	55	57.9	
at Loyola Marymount	12/19/12	73-70	W	26-59	.441	5-14	.357	13-20	.650	10	29	39	37.2	15	14	17	1	6	70	59.2	
vs Indiana State	12/22/12	85-87	Lot	30-70	.429	9-22	.409	18-24	.750	14	31	45	38.0	10	16	13	3	3	87	62.0	
vs San Francisco	12/23/12	85-78	W	28-55	.509	7-22	.318	15-19	.789	5	22	27	37.0	24	14	14	0	2	78	63.5	
at Hawai`i	12/25/12	81-66	W	24-61	.393	2-16	.125	16-20	.800	15	26	41	37.3	17	13	15	5	2	66	63.7	
FORDHAM	1/4/13	95-68	W	26-67	.388	7-25	.280	9-12	.750	19	19	38	37.4	21	15	22	3	7	68	64.0	
at Tennessee	01/09/13	92-74	W	25-65	.385	7-26	.269	17-26	.654	9	23	32	37.0	27	11	8	2	6	74	64.7	
MISSOURI	1/12/13	64-49	W	21-57	.368	2-18	.111	5-6	.833	11	25	36	36.9	19	9	19	4	6	49	63.7	
Opponents				955	340-890	.382	74-285	.260	201-297	.677	182	372	554	36.9	309	171	266	37	91	955	63.7
Ole Miss				1236	431-968	.445	104-328	.317	270-384	.703	217	403	620	41.3	266	199	181	88	148	1236	82.4

Games played: 15
 Points/game: 63.7
 FG Pct: 38.2
 3FG Pct: 26.0
 FT Pct: 67.7

Rebounds/game: 36.9
 Assists/game: 11.4
 Turnovers/game: 17.7
 Assist/turnover ratio: 0.6
 Steals/game: 6.1
 Blocks/game: 2.5

2012-13 Ole Miss Rebel Basketball
Ole Miss Individual Game-by-Game (as of Jan 13, 2013)
All games

#01 Newby, Martavious

Opponent	Date	GS	Min	---TOTAL---		---3-PTS---		----REBOUNDS----								PF	FO	A	TO	Blk	Stl	Pts	Avg
				FG-FGA	Pct	3FG-FGA	Pct	FT-FTA	Pct	Off	Def	Tot	Avg										
MVSU	11/9/12		15	4-12	.333	0-3	.000	3-3	1.000	5	3	8	8.0	2	0	2	2	1	0	11	11.0		
COSTAL CAROLINA	11/13/12		12	3-5	.600	0-2	.000	0-0	.000	0	0	0	4.0	0	0	1	0	0	2	6	8.5		
UALR	11/16/12		13	0-1	.000	0-1	.000	0-0	.000	1	2	3	3.7	0	0	0	2	0	0	0	5.7		
MCNEESE STATE	11/20/12		12	3-5	.600	0-2	.000	0-0	.000	1	3	4	3.8	1	0	0	0	0	6	5.8			
LIPSCOMB	11/23/12		20	0-5	.000	0-3	.000	7-8	.875	0	3	3	3.6	2	0	1	2	0	6	7	6.0		
at Middle Tennessee	12/8/12		5	1-1	1.000	0-0	.000	0-0	.000	0	0	0	3.0	1	0	0	0	0	2	5.3			
ETSU	12/14/12		21	1-2	.500	1-2	.500	0-0	.000	2	4	6	3.4	2	0	6	1	0	2	3	5.0		
vs San Francisco	12/23/12		3	0-2	.000	0-1	.000	0-0	.000	0	0	0	3.0	1	0	0	1	0	0	4.4			
at Hawai`i	12/25/12		1	0-0	.000	0-0	.000	0-0	.000	0	0	0	2.7	0	0	0	1	0	0	3.9			
FORDHAM	1/4/13		4	0-1	.000	0-0	.000	1-2	.500	1	0	1	2.5	0	0	0	1	0	2	1	3.6		
at Tennessee	01/09/13		0	0-0	.000	0-0	.000	0-0	.000	0	0	0	2.3	0	0	0	0	0	0	3.3			
MISSOURI	1/12/13		3	0-0	.000	0-0	.000	0-0	.000	0	0	0	2.1	1	0	0	0	0	0	3.0			
Totals.....		0	109	12-34	.353	1-14	.071	11-13	.846	10	15	25	2.1	10	0	10	10	1	12	36	3.0		

Games played: 12
Minutes/game: 9.1
Points/game: 3.0
FG Pct: 35.3
3FG Pct: 7.1
FT Pct: 84.6

Rebounds/game: 2.1
Assists/game: 0.8
Turnovers/game: 0.8
Assist/turnover ratio: 1.0
Steals/game: 1.0
Blocks/game: 0.1

#03 Millinghaus, Derrick

Opponent	Date	GS	Min	---TOTAL---		---3-PTS---		----REBOUNDS----													
				FG-FGA	Pct	3FG-FGA	Pct	FT-FTA	Pct	Off	Def	Tot	Avg	PF	FO	A	TO	Blk	Stl	Pts	Avg
MVSU	11/9/12		22	1-9	.111	0-3	.000	4-8	.500	1	1	2	2.0	2	0	3	2	0	3	6	6.0
COSTAL CAROLINA	11/13/12	*	16	0-4	.000	0-1	.000	4-4	1.000	0	2	2	2.0	3	0	1	1	0	2	4	5.0
UALR	11/16/12		25	5-11	.455	0-2	.000	9-11	.818	0	4	4	2.7	2	0	5	4	0	3	19	9.7
at Middle Tennessee	12/8/12		6	1-3	.333	0-2	.000	0-0	.000	0	0	0	2.0	2	0	0	4	0	0	2	7.8
ETSU	12/14/12		20	4-9	.444	1-5	.200	0-0	.000	0	0	0	1.6	1	0	2	1	0	3	9	8.0
at Loyola Marymount	12/19/12		9	1-3	.333	0-0	.000	0-0	.000	0	2	2	1.7	1	0	3	1	0	1	2	7.0
vs Indiana State	12/22/12		26	3-12	.250	2-5	.400	1-2	.500	2	3	5	2.1	0	0	2	1	0	0	9	7.3
vs San Francisco	12/23/12		24	1-4	.250	1-2	.500	2-4	.500	0	2	2	2.1	2	0	1	0	0	1	5	7.0
at Hawai`i	12/25/12		17	1-4	.250	1-2	.500	2-2	1.000	0	1	1	2.0	0	0	0	0	0	0	5	6.8
FORDHAM	1/4/13		20	5-9	.556	3-5	.600	3-3	1.000	0	0	0	1.8	2	0	2	1	0	2	16	7.7
at Tennessee	01/09/13		12	1-2	.500	0-0	.000	0-0	.000	0	0	0	1.6	0	0	1	0	0	0	2	7.2
MISSOURI	1/12/13		15	3-6	.500	2-3	.667	0-0	.000	1	0	1	1.6	2	0	1	1	0	1	8	7.3
Totals.....		1	212	26-76	.342	10-30	.333	25-34	.735	4	15	19	1.6	17	0	21	16	0	16	87	7.3

Games played: 12
 Minutes/game: 17.7
 Points/game: 7.3
 FG Pct: 34.2
 3FG Pct: 33.3
 FT Pct: 73.5

Rebounds/game: 1.6
 Assists/game: 1.8
 Turnovers/game: 1.3
 Assist/turnover ratio: 1.3
 Steals/game: 1.3

#04 Cox, Demarco

Opponent	Date	GS	Min	---TOTAL---		---3-PTS---		----REBOUNDS----													
				FG-FGA	Pct	3FG-FGA	Pct	FT-FTA	Pct	Off	Def	Tot	Avg	PF	FO	A	TO	Blk	Stl	Pts	Avg
MCNEESE STATE	11/20/12		14	1-5	.200	0-0	.000	2-2	1.000	2	1	3	3.0	0	0	0	1	0	0	4	4.0
LIPSCOMB	11/23/12		9	2-4	.500	0-0	.000	0-0	.000	0	1	1	2.0	1	0	0	0	0	2	4	4.0
RUTGERS	12/1/12		1	0-0	.000	0-0	.000	0-0	.000	0	0	0	1.3	0	0	0	0	0	0	0	2.7
ETSU	12/14/12		12	1-2	.500	0-0	.000	1-2	.500	0	3	3	1.8	1	0	0	0	1	0	3	2.8
at Loyola Marymount	12/19/12		2	0-0	.000	0-0	.000	0-0	.000	0	0	0	1.4	0	0	0	0	0	0	0	2.2
vs Indiana State	12/22/12		1	0-1	.000	0-0	.000	0-0	.000	0	1	1	1.3	0	0	0	0	0	0	0	1.8
vs San Francisco	12/23/12		5	0-1	.000	0-0	.000	0-0	.000	0	0	0	1.1	1	0	0	1	0	0	0	1.6
Totals.....		0	44	4-13	.308	0-0	.000	3-4	.750	2	6	8	1.1	3	0	0	2	1	2	11	1.6

Games played: 7
 Minutes/game: 6.3
 Points/game: 1.6
 FG Pct: 30.8
 FT Pct: 75.0

Rebounds/game: 1.1
 Turnovers/game: 0.3
 Steals/game: 0.3
 Blocks/game: 0.1

#05 Peeper, Cade

Opponent	Date	GS	Min	---TOTAL---		---3-PTS---		----REBOUNDS----														
				FG-FGA	Pct	3FG-FGA	Pct	FT-FTA	Pct	Off	Def	Tot	Avg	PF	FO	A	TO	Blk	Stl	Pts	Avg	
MVSU	11/9/12		1	0-0	.000	0-0	.000	0-0	.000	0	0	0	0.0	1	0	0	0	0	0	0	0	0.0
LIPSCOMB	11/23/12		1	0-0	.000	0-0	.000	0-0	.000	0	0	0	0.0	0	0	1	0	0	0	0	0	0.0
FORDHAM	1/4/13		1	0-0	.000	0-0	.000	0-0	.000	0	0	0	0.0	0	0	0	0	0	0	0	0	0.0
Totals.....		0	3	0-0	.000	0-0	.000	0-0	.000	0	0	0	0.0	1	0	1	0	0	0	0	0	0.0

Games played: 3
 Minutes/game: 1.0

Assists/game: 0.3
 Assist/turnover ratio: 99.9

#10 White, LaDarius

Opponent	Date	GS	Min	---TOTAL---		---3-PTS---		----REBOUNDS----														
				FG-FGA	Pct	3FG-FGA	Pct	FT-FTA	Pct	Off	Def	Tot	Avg	PF	FO	A	TO	Blk	Stl	Pts	Avg	
MVSU	11/9/12		17	0-5	.000	0-3	.000	1-2	.500	1	6	7	7.0	2	0	1	0	1	1	1	1	1.0
COSTAL CAROLINA	11/13/12		10	0-3	.000	0-1	.000	0-0	.000	1	0	1	4.0	0	0	0	1	1	0	0	0	0.5
UALR	11/16/12		21	3-5	.600	0-1	.000	2-2	1.000	0	3	3	3.7	2	0	2	3	0	1	8	3.0	
MCNEESE STATE	11/20/12		16	2-6	.333	0-0	.000	0-0	.000	1	2	3	3.5	2	0	0	0	0	0	4	3.3	
LIPSCOMB	11/23/12		16	2-5	.400	2-4	.500	0-0	.000	0	3	3	3.4	2	0	0	2	1	0	6	3.8	
RUTGERS	12/1/12		26	5-6	.833	3-4	.750	0-2	.000	1	2	3	3.3	2	0	1	1	0	1	13	5.3	
at Middle Tennessee	12/8/12		16	0-4	.000	0-1	.000	0-0	.000	0	0	0	2.9	2	0	0	3	0	1	0	4.6	
ETSU	12/14/12		6	0-1	.000	0-1	.000	0-0	.000	0	0	0	2.5	0	0	0	2	0	0	0	4.0	
at Loyola Marymount	12/19/12		14	1-3	.333	1-2	.500	0-0	.000	1	1	2	2.4	1	0	3	3	0	1	3	3.9	
vs Indiana State	12/22/12		15	0-3	.000	0-2	.000	0-0	.000	1	1	2	2.4	0	0	2	1	0	0	0	3.5	
vs San Francisco	12/23/12		13	1-2	.500	1-1	1.000	1-2	.500	0	0	0	2.2	0	0	1	2	0	1	4	3.5	
at Hawai`i	12/25/12		14	1-4	.250	0-3	.000	3-3	1.000	0	3	3	2.3	1	0	0	0	0	1	5	3.7	
FORDHAM	1/4/13	*	21	1-3	.333	0-0	.000	1-2	.500	1	2	3	2.3	1	0	1	2	0	0	3	3.6	
at Tennessee	01/09/13	*	20	2-5	.400	0-1	.000	0-0	.000	0	1	1	2.2	0	0	2	0	0	1	4	3.6	
MISSOURI	1/12/13	*	20	2-6	.333	0-3	.000	0-0	.000	0	2	2	2.2	0	0	1	3	0	0	4	3.7	
Totals.....		3	245	20-61	.328	7-27	.259	8-13	.615	7	26	33	2.2	15	0	14	23	3	8	55	3.7	

Games played: 15
 Minutes/game: 16.3
 Points/game: 3.7
 FG Pct: 32.8
 3FG Pct: 25.9
 FT Pct: 61.5

Rebounds/game: 2.2
 Assists/game: 0.9
 Turnovers/game: 1.5
 Assist/turnover ratio: 0.6
 Steals/game: 0.5
 Blocks/game: 0.2

#13 Perez,Anthony

Opponent	Date	GS	Min	---TOTAL---		---3-PTS---		----REBOUNDS----													
				FG-FGA	Pct	3FG-FGA	Pct	FT-FTA	Pct	Off	Def	Tot	Avg	PF	FO	A	TO	Blk	Stl	Pts	Avg
MVSU	11/9/12		18	3-8	.375	1-4	.250	2-2	1.000	1	1	2	2.0	2	0	0	0	1	0	9	9.0
COSTAL CAROLINA	11/13/12		14	1-3	.333	0-2	.000	0-0	.000	1	0	1	1.5	1	0	1	1	0	0	2	5.5
UALR	11/16/12		13	2-4	.500	1-2	.500	0-0	.000	0	3	3	2.0	3	0	2	0	1	0	5	5.3
MCNEESE STATE	11/20/12		10	1-4	.250	0-1	.000	0-0	.000	2	2	4	2.5	1	0	2	1	0	0	2	4.5
LIPSCOMB	11/23/12		18	2-8	.250	0-4	.000	5-6	.833	3	1	4	2.8	3	0	1	1	1	1	9	5.4
RUTGERS	12/1/12		8	0-1	.000	0-1	.000	0-2	.000	1	0	1	2.5	1	0	1	1	0	0	0	4.5
at Middle Tennessee	12/8/12		0	0-0	.000	0-0	.000	0-0	.000	0	0	0	2.1	0	0	0	0	0	1	0	3.9
ETSU	12/14/12		3	0-1	.000	0-0	.000	2-2	1.000	2	0	2	2.1	0	0	0	1	0	1	2	3.6
at Loyola Marymount	12/19/12		1	0-0	.000	0-0	.000	0-0	.000	0	0	0	1.9	0	0	0	0	0	0	0	3.2
vs Indiana State	12/22/12		5	0-1	.000	0-1	.000	0-0	.000	0	1	1	1.8	1	0	0	1	0	0	0	2.9
vs San Francisco	12/23/12		6	1-2	.500	1-2	.500	0-0	.000	1	0	1	1.7	0	0	0	1	0	0	3	2.9
at Hawai`i	12/25/12		3	0-1	.000	0-0	.000	0-0	.000	0	0	0	1.6	1	0	0	0	0	0	0	2.7
FORDHAM	1/4/13		3	0-0	.000	0-0	.000	0-0	.000	0	0	0	1.5	0	0	0	2	0	0	0	2.5
at Tennessee	01/09/13		0	0-0	.000	0-0	.000	0-0	.000	0	0	0	1.4	0	0	0	0	0	0	0	2.3
Totals.....		0	102	10-33	.303	3-17	.176	9-12	.750	11	8	19	1.4	13	0	7	9	3	3	32	2.3

Games played: 14
 Minutes/game: 7.3
 Points/game: 2.3
 FG Pct: 30.3
 3FG Pct: 17.6
 FT Pct: 75.0

Rebounds/game: 1.4
 Assists/game: 0.5
 Turnovers/game: 0.6
 Assist/turnover ratio: 0.8
 Steals/game: 0.2
 Blocks/game: 0.2

#20 Williams, Nick

Opponent	Date	GS	Min	---TOTAL---		---3-PTS---		----REBOUNDS----													
				FG-FGA	Pct	3FG-FGA	Pct	FT-FTA	Pct	Off	Def	Tot	Avg	PF	FO	A	TO	Blk	Stl	Pts	Avg
MVSU	11/9/12	*	20	1-6	.167	0-1	.000	2-2	1.000	0	2	2	2.0	0	0	3	1	0	1	4	4.0
COSTAL CAROLINA	11/13/12	*	22	4-9	.444	2-5	.400	1-2	.500	0	2	2	2.0	0	0	3	0	0	0	11	7.5
UALR	11/16/12	*	20	4-7	.571	0-1	.000	4-5	.800	0	3	3	2.3	0	0	2	0	1	0	12	9.0
MCNEESE STATE	11/20/12	*	27	3-10	.300	0-0	.000	4-4	1.000	1	2	3	2.5	0	0	0	2	0	1	10	9.3
LIPSCOMB	11/23/12	*	21	5-9	.556	3-5	.600	1-1	1.000	0	3	3	2.6	4	0	1	2	0	0	14	10.2
RUTGERS	12/1/12	*	29	3-12	.250	0-3	.000	0-0	.000	2	1	3	2.7	1	0	4	1	0	0	6	9.5
at Middle Tennessee	12/8/12	*	35	4-5	.800	1-1	1.000	2-2	1.000	1	4	5	3.0	3	0	2	1	0	1	11	9.7
ETSU	12/14/12	*	23	4-10	.400	1-4	.250	1-1	1.000	1	2	3	3.0	3	0	1	2	0	2	10	9.8
at Loyola Marymount	12/19/12	*	31	6-13	.462	1-5	.200	0-0	.000	0	2	2	2.9	2	0	2	1	0	1	13	10.1
vs Indiana State	12/22/12	*	29	3-11	.273	1-5	.200	0-0	.000	1	3	4	3.0	2	0	0	0	0	0	7	9.8
vs San Francisco	12/23/12	*	33	7-12	.583	4-6	.667	0-0	.000	0	2	2	2.9	3	0	1	0	0	0	18	10.5
at Hawai`i	12/25/12	*	29	5-17	.294	1-7	.143	5-5	1.000	2	3	5	3.1	2	0	3	1	0	0	16	11.0
FORDHAM	1/4/13		23	3-7	.429	1-3	.333	4-4	1.000	0	0	0	2.8	1	0	1	1	0	1	11	11.0
at Tennessee	01/09/13		23	2-7	.286	1-2	.500	2-2	1.000	1	1	2	2.8	3	0	0	0	0	0	7	10.7
MISSOURI	1/12/13		26	2-6	.333	1-3	.333	0-0	.000	0	2	2	2.7	1	0	2	1	0	3	5	10.3
Totals.....		12	391	56-141	.397	17-51	.333	26-28	.929	9	32	41	2.7	25	0	25	13	1	10	155	10.3

Games played: 15
 Minutes/game: 26.1
 Points/game: 10.3
 FG Pct: 39.7
 3FG Pct: 33.3
 FT Pct: 92.9

Rebounds/game: 2.7
 Assists/game: 1.7
 Turnovers/game: 0.9
 Assist/turnover ratio: 1.9
 Steals/game: 0.7
 Blocks/game: 0.1

#22 Henderson, Marshall

Opponent	Date	GS	Min	---TOTAL---		---3-PTS---		----REBOUNDS----													
				FG-FGA	Pct	3FG-FGA	Pct	FT-FTA	Pct	Off	Def	Tot	Avg	PF	FO	A	TO	Blk	Stl	Pts	Avg
MVSU	11/9/12	*	23	6-12	.500	5-11	.455	5-6	.833	0	1	1	1.0	0	0	1	1	0	2	22	22.0
COSTAL CAROLINA	11/13/12	*	29	8-17	.471	6-13	.462	5-5	1.000	0	2	2	1.5	2	0	4	2	0	2	27	24.5
UALR	11/16/12	*	23	6-12	.500	5-10	.500	0-0	.000	0	2	2	1.7	1	0	0	2	0	0	17	22.0
MCNEESE STATE	11/20/12	*	27	3-12	.250	2-10	.200	1-1	1.000	0	3	3	2.0	0	0	2	4	0	2	9	18.8
LIPSCOMB	11/23/12	*	23	3-14	.214	2-12	.167	2-2	1.000	0	7	7	3.0	2	0	5	0	0	2	10	17.0
RUTGERS	12/1/12	*	28	4-13	.308	3-12	.250	7-9	.778	0	3	3	3.0	3	0	2	2	0	0	18	17.2
at Middle Tennessee	12/8/12	*	34	6-17	.353	3-12	.250	2-2	1.000	0	5	5	3.3	1	0	0	2	0	1	17	17.1
ETSU	12/14/12	*	29	7-15	.467	6-13	.462	2-2	1.000	0	6	6	3.6	2	0	1	5	0	2	22	17.8
at Loyola Marymount	12/19/12	*	33	5-13	.385	4-9	.444	4-7	.571	1	1	2	3.4	0	0	3	3	0	1	18	17.8
vs Indiana State	12/22/12	*	37	10-23	.435	7-16	.438	0-0	.000	1	2	3	3.4	4	0	1	0	0	2	27	18.7
vs San Francisco	12/23/12	*	26	2-9	.222	2-6	.333	6-6	1.000	0	2	2	3.3	1	0	0	3	0	0	12	18.1
at Hawai`i	12/25/12	*	31	4-8	.500	4-6	.667	4-4	1.000	1	2	3	3.3	0	0	2	2	0	1	16	17.9
FORDHAM	1/4/13	*	30	7-14	.500	3-8	.375	4-5	.800	0	3	3	3.2	1	0	2	2	0	1	21	18.2
at Tennessee	01/09/13	*	36	8-19	.421	3-12	.250	13-14	.929	0	4	4	3.3	1	0	1	2	0	2	32	19.1
MISSOURI	1/12/13	*	29	4-11	.364	2-8	.250	1-2	.500	1	3	4	3.3	2	0	2	4	0	3	11	18.6
Totals.....		15	438	83-209	.397	57-158	.361	56-65	.862	4	46	50	3.3	20	0	26	34	0	21	279	18.6

Games played: 15
 Minutes/game: 29.2
 Points/game: 18.6
 FG Pct: 39.7
 3FG Pct: 36.1
 FT Pct: 86.2

Rebounds/game: 3.3
 Assists/game: 1.7
 Turnovers/game: 2.3
 Assist/turnover ratio: 0.8
 Steals/game: 1.4

#23 Buckner, Reginald

Opponent	Date	GS	Min	---TOTAL---		---3-PTS---		----REBOUNDS----														
				FG-FGA	Pct	3FG-FGA	Pct	FT-FTA	Pct	Off	Def	Tot	Avg	PF	FO	A	TO	Blk	Stl	Pts	Avg	
MVSU	11/9/12	*	27	3-4	.750	0-0	.000	4-6	.667	2	3	5	5.0	2	0	1	1	3	4	10	10.0	
COSTAL CAROLINA	11/13/12	*	17	2-3	.667	0-0	.000	2-3	.667	1	1	2	3.5	5	1	1	2	1	1	6	8.0	
UALR	11/16/12	*	21	4-9	.444	0-0	.000	2-3	.667	5	6	11	6.0	2	0	1	1	3	0	10	8.7	
MCNEESE STATE	11/20/12	*	25	6-6	1.000	0-0	.000	1-3	.333	4	3	7	6.3	3	0	1	1	2	1	13	9.8	
LIPSCOMB	11/23/12	*	25	3-4	.750	0-0	.000	4-7	.571	2	5	7	6.4	0	0	0	0	5	3	10	9.8	
RUTGERS	12/1/12	*	33	6-10	.600	0-0	.000	2-8	.250	5	6	11	7.2	2	0	1	0	3	2	14	10.5	
at Middle Tennessee	12/8/12	*	33	2-3	.667	0-0	.000	6-8	.750	3	6	9	7.4	4	0	1	3	2	0	10	10.4	
ETSU	12/14/12	*	30	4-6	.667	0-0	.000	3-8	.375	5	3	8	7.5	3	0	0	1	3	1	11	10.5	
at Loyola Marymount	12/19/12	*	33	3-8	.375	0-0	.000	3-4	.750	4	6	10	7.8	4	0	2	3	4	0	9	10.3	
vs Indiana State	12/22/12	*	35	8-10	.800	0-0	.000	1-3	.333	5	5	10	8.0	2	0	0	1	3	2	17	11.0	
vs San Francisco	12/23/12	*	21	3-3	1.000	0-0	.000	1-1	1.000	1	2	3	7.5	4	0	0	3	2	3	7	10.6	
at Hawai`i	12/25/12	*	18	2-2	1.000	0-0	.000	0-0	.000	0	1	1	7.0	5	1	1	1	3	1	4	10.1	
FORDHAM	1/4/13	*	31	6-9	.667	0-0	.000	6-7	.857	3	5	8	7.1	3	0	1	1	6	3	18	10.7	
at Tennessee	01/09/13	*	29	3-4	.750	0-0	.000	7-9	.778	4	11	15	7.6	5	1	0	2	1	0	13	10.9	
MISSOURI	1/12/13	*	32	0-5	.000	0-0	.000	0-0	.000	3	7	10	7.8	3	0	0	1	1	1	0	10.1	
Totals.....			15	410	55-86	.640	0-0	.000	42-70	.600	47	70	117	7.8	47	3	10	21	42	22	152	10.1

Games played: 15
 Minutes/game: 27.3
 Points/game: 10.1
 FG Pct: 64.0
 FT Pct: 60.0

Rebounds/game: 7.8
 Assists/game: 0.7
 Turnovers/game: 1.4
 Assist/turnover ratio: 0.5
 Steals/game: 1.5
 Blocks/game: 2.8

#24 Norman, Will

Opponent	Date	GS	Min	---TOTAL---		---3-PTS---		---FT-FTA---		----REBOUNDS----												
				FG-FGA	Pct	3FG-FGA	Pct	Off	Def	Tot	Avg	PF	FO	A	TO	Blk	Stl	Pts	Avg			
MVSU	11/9/12		2	1-1	1.000	0-0	.000	0-1	.000	1	1	2	2.0	1	0	0	0	0	0	0	2	2.0
FORDHAM	1/4/13		1	0-0	.000	0-0	.000	0-0	.000	0	0	0	1.0	0	0	0	0	0	0	0	0	1.0
Totals.....		0	3	1-1	1.000	0-0	.000	0-1	.000	1	1	2	1.0	1	0	0	0	0	0	0	2	1.0

Games played: 2
 Minutes/game: 1.5
 Points/game: 1.0
 FG Pct: 100.0
 FT Pct: 0.0

Rebounds/game: 1.0

#25 Brutus, Terry

Opponent	Date	GS	Min	---TOTAL---		---3-PTS---		----REBOUNDS----													
				FG-FGA	Pct	3FG-FGA	Pct	FT-FTA	Pct	Off	Def	Tot	Avg	PF	FO	A	TO	Blk	Stl	Pts	Avg
MVSU	11/9/12		10	3-6	.500	0-0	.000	0-1	.000	2	0	2	2.0	0	0	0	0	0	1	6	6.0
COSTAL CAROLINA	11/13/12		3	0-1	.000	0-0	.000	0-0	.000	1	0	1	1.5	2	0	0	1	0	0	0	3.0
UALR	11/16/12		5	1-1	1.000	0-0	.000	0-0	.000	0	0	0	1.0	1	0	0	0	0	1	2	2.7
LIPSCOMB	11/23/12		2	0-0	.000	0-0	.000	0-0	.000	0	0	0	0.8	0	0	0	0	0	0	0	2.0
at Hawai`i	12/25/12		4	0-0	.000	0-0	.000	0-0	.000	0	1	1	0.8	1	0	0	0	0	0	0	1.6
at Tennessee	01/09/13		3	1-1	1.000	0-0	.000	0-0	.000	1	2	3	1.2	0	0	0	0	0	0	2	1.7
MISSOURI	1/12/13		1	0-0	.000	0-0	.000	0-0	.000	0	0	0	1.0	0	0	0	0	0	0	0	1.4
Totals.....		0	28	5-9	.556	0-0	.000	0-1	.000	4	3	7	1.0	4	0	0	1	0	2	10	1.4

Games played: 7
 Minutes/game: 4.0
 Points/game: 1.4
 FG Pct: 55.6
 FT Pct: 0.0

Rebounds/game: 1.0
 Turnovers/game: 0.1
 Steals/game: 0.3

#31 Holloway, Murphy

Opponent	Date	GS	Min	---TOTAL---		---3-PTS---		----REBOUNDS----													
				FG-FGA	Pct	3FG-FGA	Pct	FT-FTA	Pct	Off	Def	Tot	Avg	PF	FO	A	TO	Blk	Stl	Pts	Avg
MVSU	11/9/12	*	23	6-10	.600	0-0	.000	3-6	.500	4	7	11	11.0	2	0	2	3	0	1	15	15.0
COSTAL CAROLINA	11/13/12	*	28	6-7	.857	0-0	.000	3-9	.333	4	8	12	11.5	2	0	2	3	0	2	15	15.0
UALR	11/16/12	*	24	5-9	.556	0-1	.000	1-2	.500	3	4	7	10.0	1	0	0	1	0	2	11	13.7
MCNEESE STATE	11/20/12	*	19	7-7	1.000	0-0	.000	1-1	1.000	4	5	9	9.8	2	0	2	3	0	3	15	14.0
LIPSCOMB	11/23/12	*	24	9-13	.692	1-2	.500	4-7	.571	3	5	8	9.4	3	0	2	1	1	2	23	15.8
RUTGERS	12/1/12	*	36	6-13	.462	0-1	.000	5-12	.417	3	12	15	10.3	3	0	4	3	0	3	17	16.0
at Middle Tennessee	12/8/12	*	36	5-11	.455	0-2	.000	1-2	.500	2	7	9	10.1	3	0	0	2	1	1	11	15.3
ETSU	12/14/12	*	18	4-10	.400	0-0	.000	2-3	.667	5	4	9	10.0	3	0	0	3	2	0	10	14.6
at Loyola Marymount	12/19/12	*	33	8-17	.471	0-0	.000	0-2	.000	6	8	14	10.4	2	0	2	0	1	0	16	14.8
vs Indiana State	12/22/12	*	37	8-13	.615	0-1	.000	0-0	.000	4	9	13	10.7	5	1	1	3	1	3	16	14.9
vs San Francisco	12/23/12	*	36	9-15	.600	0-0	.000	5-7	.714	5	8	13	10.9	3	0	0	3	0	1	23	15.6
at Hawai`i	12/25/12	*	36	8-13	.615	0-0	.000	2-7	.286	3	6	9	10.8	3	0	2	0	0	2	18	15.8
FORDHAM	1/4/13	*	25	6-14	.429	0-0	.000	3-4	.750	7	6	13	10.9	1	0	1	2	0	1	15	15.8
at Tennessee	01/09/13		31	4-12	.333	0-0	.000	7-8	.875	4	8	12	11.0	3	0	2	4	1	2	15	15.7
MISSOURI	1/12/13	*	31	8-12	.667	0-0	.000	6-10	.600	3	5	8	10.8	1	0	1	1	1	4	22	16.1
Totals.....		14	437	99-176	.563	1-7	.143	43-80	.538	60	102	162	10.8	37	1	21	32	8	27	242	16.1

Games played: 15
 Minutes/game: 29.1
 Points/game: 16.1
 FG Pct: 56.3
 3FG Pct: 14.3
 FT Pct: 53.8

Rebounds/game: 10.8
 Assists/game: 1.4
 Turnovers/game: 2.1
 Assist/turnover ratio: 0.7
 Steals/game: 1.8
 Blocks/game: 0.5

#32 Summers, Jarvis

Opponent	Date	GS	Min	---TOTAL---		---3-PTS---		----REBOUNDS----													
				FG-FGA	Pct	3FG-FGA	Pct	FT-FTA	Pct	Off	Def	Tot	Avg	PF	FO	A	TO	Blk	Stl	Pts	Avg
MVSU	11/9/12	*	17	1-2	.500	0-1	.000	1-2	.500	0	1	1	1.0	4	0	1	0	1	0	3	3.0
COSTAL CAROLINA	11/13/12		24	4-6	.667	1-3	.333	0-2	.000	0	0	0	0.5	1	0	6	0	0	0	9	6.0
UALR	11/16/12	*	17	1-2	.500	0-0	.000	2-4	.500	0	4	4	1.7	3	0	1	2	0	2	4	5.3
MCNEESE STATE	11/20/12	*	28	2-5	.400	1-1	1.000	2-2	1.000	1	0	1	1.5	1	0	4	1	1	2	7	5.8
LIPSCOMB	11/23/12	*	24	2-5	.400	0-2	.000	0-2	.000	1	0	1	1.4	1	0	6	0	0	1	4	5.4
RUTGERS	12/1/12	*	29	4-7	.571	1-2	.500	3-6	.500	0	0	0	1.2	3	0	5	0	0	0	12	6.5
at Middle Tennessee	12/8/12	*	24	2-7	.286	1-3	.333	2-2	1.000	0	0	0	1.0	4	0	4	2	0	1	7	6.6
ETSU	12/14/12	*	19	1-4	.250	1-2	.500	0-0	.000	1	1	2	1.1	4	0	6	1	1	2	3	6.1
at Loyola Marymount	12/19/12	*	32	4-9	.444	2-3	.667	2-2	1.000	0	1	1	1.1	4	0	1	1	0	4	12	6.8
vs Indiana State	12/22/12	*	23	1-7	.143	0-1	.000	5-8	.625	0	1	1	1.1	3	0	3	0	0	1	7	6.8
vs San Francisco	12/23/12	*	17	2-5	.400	0-1	.000	7-7	1.000	0	1	1	1.1	4	0	2	0	0	0	11	7.2
at Hawai`i	12/25/12	*	29	2-8	.250	1-2	.500	2-2	1.000	0	1	1	1.1	2	0	6	2	0	2	7	7.2
FORDHAM	1/4/13	*	20	3-6	.500	0-0	.000	0-0	.000	0	3	3	1.2	2	0	3	1	0	1	6	7.1
at Tennessee	01/09/13	*	29	4-7	.571	0-0	.000	8-9	.889	0	1	1	1.2	3	0	3	2	0	1	16	7.7
MISSOURI	1/12/13	*	27	2-8	.250	0-1	.000	8-8	1.000	0	3	3	1.3	3	0	2	1	1	1	12	8.0
Totals.....		14	359	35-88	.398	8-22	.364	42-56	.750	3	17	20	1.3	42	0	53	13	4	18	120	8.0

Games played: 15
 Minutes/game: 23.9
 Points/game: 8.0
 FG Pct: 39.8
 3FG Pct: 36.4
 FT Pct: 75.0

Rebounds/game: 1.3
 Assists/game: 3.5
 Turnovers/game: 0.9
 Assist/turnover ratio: 4.1
 Steals/game: 1.2
 Blocks/game: 0.3

#34 Jones, Aaron

Opponent	Date	GS	Min	---TOTAL---		---3-PTS---		----REBOUNDS----													
				FG-FGA	Pct	3FG-FGA	Pct	FT-FTA	Pct	Off	Def	Tot	Avg	PF	FO	A	TO	Blk	Stl	Pts	Avg
MVSU	11/9/12		5	2-3	.667	0-1	.000	0-0	.000	3	1	4	4.0	2	0	0	1	1	0	4	4.0
COSTAL CAROLINA	11/13/12		25	5-7	.714	0-0	.000	0-0	.000	2	2	4	4.0	2	0	0	0	1	0	10	7.0
UALR	11/16/12		18	2-2	1.000	0-0	.000	0-0	.000	3	3	6	4.7	5	1	0	0	5	0	4	6.0
MCNEESE STATE	11/20/12		22	3-6	.500	0-0	.000	0-0	.000	4	4	8	5.5	0	0	3	1	0	1	6	6.0
LIPSCOMB	11/23/12		17	2-2	1.000	0-0	.000	0-0	.000	1	2	3	5.0	4	0	2	1	1	3	4	5.6
RUTGERS	12/1/12		10	0-2	.000	0-0	.000	0-0	.000	1	1	2	4.5	2	0	0	0	0	0	0	4.7
at Middle Tennessee	12/8/12		11	1-1	1.000	0-0	.000	0-0	.000	2	1	3	4.3	0	0	0	0	1	0	2	4.3
ETSU	12/14/12		19	2-4	.500	0-1	.000	0-0	.000	0	1	1	3.9	1	0	1	1	2	0	4	4.3
at Loyola Marymount	12/19/12		12	0-0	.000	0-0	.000	0-0	.000	0	3	3	3.8	2	0	0	0	0	0	0	3.8
vs Indiana State	12/22/12		17	1-2	.500	0-0	.000	0-0	.000	2	1	3	3.7	2	0	2	0	2	1	2	3.6
vs San Francisco	12/23/12		16	0-2	.000	0-0	.000	2-3	.667	1	5	6	3.9	2	0	0	0	2	0	2	3.5
at Hawai`i	12/25/12		18	4-4	1.000	0-0	.000	2-2	1.000	2	2	4	3.9	3	0	1	1	4	1	10	4.0
FORDHAM	1/4/13		21	2-3	.667	0-0	.000	0-0	.000	2	3	5	4.0	1	0	2	0	2	1	4	4.0
at Tennessee	01/09/13 *		17	0-1	.000	0-0	.000	1-2	.500	1	2	3	3.9	4	0	0	1	3	0	1	3.8
MISSOURI	1/12/13		16	1-2	.500	0-0	.000	0-0	.000	1	2	3	3.9	1	0	0	0	1	0	2	3.7
Totals.....		1	244	25-41	.610	0-2	.000	5-7	.714	25	33	58	3.9	31	1	11	6	25	7	55	3.7

Games played: 15
 Minutes/game: 16.3
 Points/game: 3.7
 FG Pct: 61.0
 3FG Pct: 0.0
 FT Pct: 71.4

Rebounds/game: 3.9
 Assists/game: 0.7
 Turnovers/game: 0.4
 Assist/turnover ratio: 1.8
 Steals/game: 0.5
 Blocks/game: 1.7