



# 2012-13 OLE MISS WOMEN'S BASKETBALL GAME NOTES

Kristen Saibini, Asst. Director Athletics Media Relations | Office: 662-915-7896 | Cell: 662-832-3332  
 Email: klsaibin@olemiss.edu | Twitter: @OleMissWBB | Facebook: Facebook.com/OleMissWBB  
 OleMissSports.com | OleMissHoops.com

## GAME INFORMATION

**Date/Time:** Sunday, Feb. 3/ 2 p.m. CT  
**Site:** Nashville, Tenn. | Memorial Gym (14,326)  
**TV:** None  
**Radio:** Q93.7/105.5 FM  
**Talent:** Graham Doty (play-by-play)  
**Streaming Video:** None  
**Gametracker:** OleMissSports.com  
**Twitter Updates:** @OleMissWBB  
**Series:**  
**Overall:** VU, 26-11  
**Oxford:** UM, 12-7  
**Nashville:** VU, 14-3  
**Neutral:** VU, 5-0  
**Last meeting:** 1/6/13, VU, 76-57, at Oxford  
**Frank vs. Vanderbilt:** 0-1

## GAME 22

## NASHVILLE, TENN. (MEMORIAL GYM)



OLE MISS REBELS (8-13, 1-7 SEC)  
 Acting head coach: Brett Frank (SOSU, 1995)  
 Career record: 8-13 (1st yr.) Record at Ole Miss: Same



VANDERBILT COMMODORES (14-7, 4-4 SEC)  
 Head coach: Melanie Balcomb (Trenton State, 1984)  
 Career record: 416-204 (19th yr.) Record at Vanderbilt: 252-101 (11th yr.)

### NOTES:

- Ole Miss will travel to Vanderbilt Sunday afternoon for a 2 p.m. tip.
- Sunday's game marks the 38th all-time meeting between Ole Miss and Vanderbilt. The Commodores lead the all-time series, 26-11.
- Ole Miss is coming off a 77-66 loss to Arkansas Thursday night.
- Diara Moore has scored in double figures a team-leading 15 times this season, most recently 14 points vs. Arkansas on Jan. 31.
- Tia Faleru has scored in double figures 13 times this season, including the last eight games, the longest streak of any player on the team this season.
- Valencia McFarland has led the team in rebounding the last two games, grabbing a career-high nine at MSU on Jan. 24 and a team-high eight against Arkansas on Jan. 31.
- Valencia McFarland, who has scored in every career game she has played in, recorded her 1,000th career point with 24 points at Florida. She is the 25th player in school history to score at least 1,000 career points.
- Tia Faleru leads the team in scoring, averaging 12.1 points per game, followed by Valencia McFarland, 11.7 points per game and Diara Moore, 11.3 points per game.
- Courtney Marbra leads the team in rebounding, averaging 5.7 rebounds per game.
- Valencia McFarland has recorded a team-leading 112 assists this season has recorded at least 100 assists for the third consecutive season.
- Valencia McFarland recorded the team's fifth 20-point game this season: Valencia McFarland (24 points at Florida, 20 points vs. McNeese State), Diara Moore (25 points vs. SELA) and Gracie Frizzell (21 points vs. Lamar).

### UP NEXT:

Ole Miss will have its second bye date of the year on Thursday, Feb. 7 before traveling to Knoxville for a game at No. 9 Tennessee on Sunday, Feb. 10 at 1 p.m. CT.

## SCHEDULE / RESULTS

Date	Opponent (TV)	Time/Result
11/09	vs. Southeastern Louisiana	W, 95-85
11/16	vs. Northwestern State	W, 67-51
11/19	vs. Lamar	L, 85-71
11/27	vs. Mississippi Valley State	W, 62-60
11/29	vs. Lipscomb	W, 68-46
12/01	at Louisiana Tech	L, 54-57
12/08	vs. Massachusetts	W, 71-59
12/16	vs. Belmont	W, 63-48
12/18	at Cleveland State	L, 55-67
<i>Holiday Tournament (Hofstra)</i>		
12/21	at Hofstra	L, 63-72
12/22	vs. Northwestern	L, 69-73
<i>Tulane Double Tree Classic (Tulane)</i>		
12/29	vs. McNeese State	L, 80-75
12/30	vs. Eastern Michigan	W, 61-58
01/03	at LSU*	L, 79-84
01/06	vs. Vanderbilt* (ESPNU)	L, 57-76
01/10	at Auburn*	L, 76-52
01/13	vs. Alabama* (SPSO)	L, 75-83
01/20	vs. Missouri* (Cox Sports TV)	L, 72-73 (OT)
01/24	at Florida* (CSS)	W, 88-81
01/27	at Mississippi State*	L, 57-72
01/31	vs. Arkansas*	L, 77-66
02/03	at Vanderbilt*	2 p.m. CT
02/10	at Tennessee*	1 p.m. CT
02/14	vs. Mississippi State*	7 p.m. CT
02/17	vs. South Carolina* (SEC Network)	1 p.m. CT
02/21	at Texas A&M*	7 p.m. CT
02/24	vs. Georgia* (CSS)	1 p.m. CT
02/28	vs. Kentucky*	7 p.m. CT
03/03	at Arkansas*	2 p.m. CT

\*SEC game | All times Central and are subject to change

## OLE MISS PROJECTED STARTING LINEUP



PG • 3 • JR

Valencia  
McFarland

Pts 11.7  
Reb 4.5  
Ast 112  
Stl 55



G • 12 • FR

Gracie  
Frizzell

Pts 7.5  
Reb 1.8  
Ast 13  
Stl 22



G • 10 • JR

Diara  
Moore

Pts 11.3  
Reb 3.8  
Ast 43  
Stl 21



F • 22 • SO

Danielle  
McCray

Pts 6.6  
Reb 5.1  
Ast 19  
Stl 14














F • 25 • SR

Courtney  
Marbra

Pts 5.1  
Reb 5.7  
Ast 8  
Stl 21

# OLE MISS BROADCAST NOTES

<b>3</b> <b>PG</b>	 <b>VALENCIA McFARLAND</b> 5-4   Jr.   Edwards, Miss.	<table border="1"> <thead> <tr> <th>PTS</th> <th>REB</th> <th>AST</th> <th>S</th> <th>FG%</th> <th>FT%</th> </tr> </thead> <tbody> <tr> <td>11.7</td> <td>4.5</td> <td>112</td> <td>55</td> <td>.36</td> <td>.73</td> </tr> </tbody> </table>	PTS	REB	AST	S	FG%	FT%	11.7	4.5	112	55	.36	.73	<p><b>NOTES:</b></p> <ul style="list-style-type: none"> <li>• Became the 25th player in school history to score 1,000 career points (Jan. 24).</li> <li>• Scored in double figures for the 13th time this year with 24 points at Florida.</li> <li>• During her career, has recorded 13 20-point games, 57 double-figure scoring games, has led or been tied for the team lead in scoring in 34 games and has recorded 39 career games with five or more assists.</li> </ul>
PTS	REB	AST	S	FG%	FT%										
11.7	4.5	112	55	.36	.73										
<b>10</b> <b>G</b>	 <b>DIARA MOORE</b> 5-7   Jr.-TR   Cedar Hills, Texas	<table border="1"> <thead> <tr> <th>PTS</th> <th>REB</th> <th>AST</th> <th>S</th> <th>FG%</th> <th>FT%</th> </tr> </thead> <tbody> <tr> <td>11.3</td> <td>3.8</td> <td>43</td> <td>21</td> <td>.30</td> <td>.75</td> </tr> </tbody> </table>	PTS	REB	AST	S	FG%	FT%	11.3	3.8	43	21	.30	.75	<p><b>NOTES:</b></p> <ul style="list-style-type: none"> <li>• Leads the team in free throw attempts and makes (75-99).</li> <li>• Has led or been tied for the team lead in scoring in five games this season and has scored in double figures in 15 games.</li> <li>• Scored a career-high 25 points in the season-opening win over SELA.</li> </ul>
PTS	REB	AST	S	FG%	FT%										
11.3	3.8	43	21	.30	.75										
<b>11</b> <b>F</b>	 <b>KENYOTTA JENKINS</b> 5-10   Jr.   Potts Camp, Miss.	<table border="1"> <thead> <tr> <th>PTS</th> <th>REB</th> <th>AST</th> <th>S</th> <th>FG%</th> <th>FT%</th> </tr> </thead> <tbody> <tr> <td>5.9</td> <td>4.5</td> <td>11</td> <td>10</td> <td>.47</td> <td>.68</td> </tr> </tbody> </table>	PTS	REB	AST	S	FG%	FT%	5.9	4.5	11	10	.47	.68	<p><b>NOTES:</b></p> <ul style="list-style-type: none"> <li>• Leads the team in FG% shooting 47% (47-99).</li> <li>• Recorded a career-high 11 rebounds against McNeese State.</li> <li>• One of three active players with two career double-doubles.</li> <li>• Tied for the team lead in blocks with 11.</li> </ul>
PTS	REB	AST	S	FG%	FT%										
5.9	4.5	11	10	.47	.68										
<b>12</b> <b>G</b>	 <b>GRACIE FRIZZELL</b> 5-10   Fr.-RS   Little Rock, Ark.	<table border="1"> <thead> <tr> <th>PTS</th> <th>REB</th> <th>AST</th> <th>FG%</th> <th>3FG%</th> <th>FT%</th> </tr> </thead> <tbody> <tr> <td>7.5</td> <td>1.8</td> <td>13</td> <td>.30</td> <td>.33</td> <td>.82</td> </tr> </tbody> </table>	PTS	REB	AST	FG%	3FG%	FT%	7.5	1.8	13	.30	.33	.82	<p><b>NOTES:</b></p> <ul style="list-style-type: none"> <li>• First on the team in threes made (36).</li> <li>• Scored a career-high 21 points against Lamar.</li> <li>• Twice this season has recorded five threes in a game.</li> </ul>
PTS	REB	AST	FG%	3FG%	FT%										
7.5	1.8	13	.30	.33	.82										
<b>14</b> <b>G</b>	 <b>MAGGIE McFERRIN</b> 5-7   Sr.   Tupelo, Miss.	<table border="1"> <thead> <tr> <th>PTS</th> <th>REB</th> <th>AST</th> <th>FG%</th> <th>3FG%</th> <th>FT%</th> </tr> </thead> <tbody> <tr> <td>1.5</td> <td>0.8</td> <td>11</td> <td>.20</td> <td>.19</td> <td>.83</td> </tr> </tbody> </table>	PTS	REB	AST	FG%	3FG%	FT%	1.5	0.8	11	.20	.19	.83	<p><b>NOTES:</b></p> <ul style="list-style-type: none"> <li>• Tied her season high with eight points at Cleveland State, including two threes.</li> <li>• Scored eight points and added three assists in the first game of the season.</li> </ul>
PTS	REB	AST	FG%	3FG%	FT%										
1.5	0.8	11	.20	.19	.83										
<b>20</b> <b>PG</b>	 <b>AMBER SINGLETARY</b> 5-9   So.   Baltimore, Md.	<table border="1"> <thead> <tr> <th>PTS</th> <th>REB</th> <th>AST</th> <th>S</th> <th>FG%</th> <th>FT%</th> </tr> </thead> <tbody> <tr> <td>5.1</td> <td>1.3</td> <td>22</td> <td>14</td> <td>.33</td> <td>.64</td> </tr> </tbody> </table>	PTS	REB	AST	S	FG%	FT%	5.1	1.3	22	14	.33	.64	<p><b>NOTES:</b></p> <ul style="list-style-type: none"> <li>• Recorded a career-high 18 points, including four threes, against Northwestern.</li> <li>• Has recorded six career double-digit scoring games, most recently 12 points against Missouri on Jan. 20.</li> </ul>
PTS	REB	AST	S	FG%	FT%										
5.1	1.3	22	14	.33	.64										
<b>21</b> <b>F</b>	 <b>DESTINI PRICE</b> 6-0   Fr.   Lancaster, Calif.	<table border="1"> <thead> <tr> <th>PTS</th> <th>REB</th> <th>AST</th> <th>BLK</th> <th>FG%</th> <th>FT%</th> </tr> </thead> <tbody> <tr> <td>0.0</td> <td>0.3</td> <td>1</td> <td>0</td> <td>0.0</td> <td>0.0</td> </tr> </tbody> </table>	PTS	REB	AST	BLK	FG%	FT%	0.0	0.3	1	0	0.0	0.0	<p><b>NOTES:</b></p> <ul style="list-style-type: none"> <li>• Made her collegiate debut against SELA.</li> <li>• Recorded her first career start against Eastern Michigan.</li> </ul>
PTS	REB	AST	BLK	FG%	FT%										
0.0	0.3	1	0	0.0	0.0										
<b>22</b> <b>F</b>	 <b>DANIELLE McCRAY</b> 6-1   So.   West Palm Beach, Fla.	<table border="1"> <thead> <tr> <th>PTS</th> <th>REB</th> <th>AST</th> <th>S</th> <th>FG%</th> <th>FT%</th> </tr> </thead> <tbody> <tr> <td>6.6</td> <td>5.1</td> <td>19</td> <td>14</td> <td>.37</td> <td>.65</td> </tr> </tbody> </table>	PTS	REB	AST	S	FG%	FT%	6.6	5.1	19	14	.37	.65	<p><b>NOTES:</b></p> <ul style="list-style-type: none"> <li>• Second on the team in rebounding with 5.1 rpg.</li> <li>• Recorded a career-best 16 points in Ole Miss' win over UMass.</li> <li>• Recorded a career-best seven free throws against MVSU. Went 7-8 from the line.</li> </ul>
PTS	REB	AST	S	FG%	FT%										
6.6	5.1	19	14	.37	.65										
<b>25</b> <b>F</b>	 <b>COURTNEY MARBRA</b> 6-1   Sr.   Jackson, Miss.	<table border="1"> <thead> <tr> <th>PTS</th> <th>REB</th> <th>AST</th> <th>S</th> <th>FG%</th> <th>FT%</th> </tr> </thead> <tbody> <tr> <td>5.1</td> <td>5.7</td> <td>8</td> <td>21</td> <td>.40</td> <td>.59</td> </tr> </tbody> </table>	PTS	REB	AST	S	FG%	FT%	5.1	5.7	8	21	.40	.59	<p><b>NOTES:</b></p> <ul style="list-style-type: none"> <li>• Leads the team in rebounding (5.7 rpg).</li> <li>• Tied for the team in blocks with 11.</li> <li>• Pulled down a career-best 15 rebounds at Cleveland State.</li> <li>• Tied her career high with 12 points against Northwestern.</li> </ul>
PTS	REB	AST	S	FG%	FT%										
5.1	5.7	8	21	.40	.59										
<b>32</b> <b>F</b>	 <b>TIA FALERU</b> 6-0   So.   Ozark, Ala.	<table border="1"> <thead> <tr> <th>PTS</th> <th>REB</th> <th>AST</th> <th>STL</th> <th>FG%</th> <th>FT%</th> </tr> </thead> <tbody> <tr> <td>12.1</td> <td>4.6</td> <td>20</td> <td>31</td> <td>.42</td> <td>.71</td> </tr> </tbody> </table>	PTS	REB	AST	STL	FG%	FT%	12.1	4.6	20	31	.42	.71	<p><b>NOTES:</b></p> <ul style="list-style-type: none"> <li>• Has scored in double figures in 13 games this season including the past 8 games.</li> <li>• First on the team in scoring with 12.1 points per game. In SEC games only, she is averaging a team-best 15.6 points per game.</li> <li>• Leads all active players in career double-doubles with three.</li> </ul>
PTS	REB	AST	STL	FG%	FT%										
12.1	4.6	20	31	.42	.71										
<b>42</b> <b>F</b>	 <b>MONIQUE JACKSON</b> 6-1   So.   Phenix City, Ala.	<table border="1"> <thead> <tr> <th>PTS</th> <th>REB</th> <th>AST</th> <th>S</th> <th>FG%</th> <th>FT%</th> </tr> </thead> <tbody> <tr> <td>3.4</td> <td>4.1</td> <td>2</td> <td>15</td> <td>.37</td> <td>.53</td> </tr> </tbody> </table>	PTS	REB	AST	S	FG%	FT%	3.4	4.1	2	15	.37	.53	<p><b>NOTES:</b></p> <ul style="list-style-type: none"> <li>• Pulled down a career-high 13 rebounds at Florida.</li> <li>• Tied her career high with eight points against Lipscomb and at Auburn.</li> </ul>
PTS	REB	AST	S	FG%	FT%										
3.4	4.1	2	15	.37	.53										

# ACTING HEAD COACH BRETT FRANK

## THE FRANK FILE

### CAREER RECORD AS A HEAD COACH:

8-13 overall, 1-7 SEC (first season)

### RECORD AS OLE MISS' HEAD COACH:

Same

### CAREER HIGHLIGHTS

- Frank is in his 17th season in the collegiate coaching ranks.
- During his time as an associate and assistant coach, he helped lead teams to five NCAA Tournament appearances and seven postseason appearances at the Division I level, all with Fresno State.
- Helped lead the Bulldogs to a school-record 28 wins in 2011-12.
- As an assistant at Southeastern Oklahoma State University, Frank helped lead the team to the 2001-02 NCAA Division II title game.



**YEAR AT OLE MISS:** First  
**ALMA MATER:** SOSU, 1995  
**HOMETOWN:** Bokchito, Okla.

### COACHING CAREER

Season	School	Position	Record/Postseason
1994-95	SOSU	Assistant Coach	29-5/Nat'l Runner Up
1995-96	SOSU	Assistant Coach	32-5/ NAIA Champ.
1996-97	SOSU	Assistant Coach	24-6
1998-99	SOSU	Assistant Coach	19-9 /Lone Star Champ.
1999-00	SOSU	Assistant Coach	20-8/ Lone Star Champ.
2000-01	SOSU	Assistant Coach	23-7/ Lone Star Champ.
2001-02	SOSU	Assistant Coach	27-7/DII Title Game
2002-03	Fresno State	Assistant Coach	21-13/WNIT 3rd Round
2003-04	Fresno State	Assistant Coach	13-16
2005-06	Fresno State	Assistant Coach	24-8/WNIT 2nd Round
2006-07	Fresno State	Assistant Coach	18-13
2007-08	Fresno State	Assistant Coach	21-11/NCAA 1st Round
2008-09	Fresno State	Assistant Coach	24-9/NCAA 1st Round
2009-10	Fresno State	Assistant Coach	27-7/NCAA 1st Round
2010-11	Fresno State	Associate Head Coach	25-8/NCAA 1st Round
2011-12	Fresno State	Associate Head Coach	28-6/NCAA 1st Round
2012-13	Ole Miss	Acting Head Coach	--

went 25-8 overall and 14-2 in conference action.

In 2009-10, the Bulldogs won a then-school record 27 games (27-7), became the first WAC school to go undefeated in conference play (16-0) since Louisiana Tech in 2002-03 and earned the program's first-ever NCAA Tournament at-large berth.

Fresno State enjoyed a magical season in 2008-09 when the team repeated as WAC regular season and tournament champions, earning its second-straight berth in the NCAA Tournament. In 2007-08, Frank helped guide the Bulldogs to the school's first ever NCAA Tournament appearance. The Bulldogs finished their record-breaking year with a 22-11 record and a 14-2 conference mark.

With Fresno State, Frank was heavily involved in scheduling the teams' community service involvement in the Central Valley. In 2007-08, the team participated in 463.50 community service hours, earning the team the Bulldog Bowl award and the Champs/Life Skills Cup.

Frank's first stint with the Bulldogs was from 2002-04. He spent the 2004-05 campaign completing coursework towards his master's degree at Southeastern Oklahoma State (SOSU).

Frank got his start at the Division I level as an assistant coach during the 2002-03 campaign, helping guide Fresno State to a 21-13 record and the school's first postseason appearance in 13 years. In addition to his coaching duties, Frank handled the marketing and promotions aspect of the women's basketball program while with the Bulldogs.

Prior to arriving at Fresno State, Frank was an assistant coach at SOSU from 1994-97 and 1998-2002, helping lead SOSU to Division II prominence during his tenure. Under Frank, the Lady Savages reached the NCAA Division II title game in 2001-02, were crowned Lone Star Conference champions from 1998-2001 and were the national runner-up in the 1995 and 1996 NAIA Championships.

A native of Bokchito, Okla., Frank also spent time as head women's basketball coach at Rock Creek High School from 1997-98. A graduate of Southeastern Oklahoma State, Frank received his Bachelor of Science degree in education in 1995 and his Master's degree in 2005 in education from Southeastern Oklahoma State.



Brett Frank has been named the acting head coach for the Ole Miss women's basketball program for the 2012-13 season, Athletics Director Ross Bjork announced on October 24, 2012.

Frank, who is in his 17th season in the college coaching ranks, has been a part of five NCAA Tournament appearances and eight postseason appearances at the Division I level.

Prior to Ole Miss, Frank spent nine years at Fresno State, serving as the Associate Head Coach during the 2011-12 and 2010-11 seasons.

Frank played an important role in the Bulldogs' history-making season in 2011-12. Fresno State set a school record for wins (28) while advancing to its fifth-consecutive NCAA Tournament appearance. In 2010-11, the Bulldogs

# 2012-13 OLE MISS WOMEN'S BASKETBALL

## QUICK FACTS

**Name** ..... The University of Mississippi (Ole Miss)  
**Nickname** ..... Rebels  
**Location** ..... Oxford, Mississippi  
**Founded** ..... November 6, 1848  
**Enrollment** ..... 21,535  
**School Colors** ..... Cardinal Red and Navy Blue  
**Mascot** ..... Rebel  
**Chancellor** ..... Dr. Daniel W. Jones  
**Faculty Representative** ..... Dr. Ron Rychlak  
**Athletics Director** ..... Ross Bjork  
**Acting Head Basketball Coach** ..... Brett Frank  
**Conference** ..... Southeastern (SEC)  
**Home Arena** ..... C.M. "Tad" Smith Coliseum  
**Capacity** ..... 8,867  
**2011-12 Record** ..... 12-18  
**SEC Record/Finish** ..... 2-14/T-11th  
**Lettermen Returning/Lost** ..... 8/5  
**Starters Returning/Lost** ..... 3/2  
**Newcomers** ..... 3

## MEDIA SERVICES

### CREDENTIALS

Please contact the Athletics Media Relations Office for game credentials. Requests for credentials should be emailed to [klsaibin@olemiss.edu](mailto:klsaibin@olemiss.edu) and will be limited to working members of the media. Credentials will be held at the will-call table located at the media entrance on the East side of Tad Smith Coliseum.

Space problems on press row do occur because of lack of seating. As a result, priority will be given to media representatives that cover Ole Miss basketball on a regular basis. Credentials are non-transferable. Unauthorized use is strictly prohibited.

### INTERVIEW POLICY

All interview requests — coaches and players — **MUST** be coordinated through the Athletics Media Relations office. For interviews during the week, contact Kristen Saibini in the Athletic Media Relation Office to schedule. There will be no gameday player interviews until after the game.

### PRACTICE POLICY

Ole Miss basketball practices and walk-throughs are closed to the public and the media.

### SEC TELECONFERENCE

The Southeastern Conference will conduct two teleconferences during the season. The first will be on January 9 with Coach Frank being on the call at 10:49 a.m. CT. The second will be held on March 4 with Coach Frank being on the call at 2:49 p.m. CT.

### POSTGAME INTERVIEWS

Both team locker rooms are **CLOSED** to the media following the game, by facility policy. Coach Frank will address the media approximately 10 minutes after the game. Selected players will be brought into the interview room with the head coach. Visiting coach and player interviews will be coordinated through the visiting team's media relations contact.

## LAST 10 MEETINGS (VU, 26-11)

1/6/13 ..... VU, 76-57 ..... at Oxford  
 1/8/12 ..... VU, 68-52 ..... at Nashville  
 1/30/11 ..... VU, 71-42 ..... at Nashville  
 1/2/11 ..... UM, 72-67 ..... at Oxford  
 2/21/10 ..... VU, 68-59 ..... at Oxford  
 2/22/09 ..... UM, 71-69 ..... at Oxford  
 1/27/08 ..... VU, 83-50 ..... at Nashville  
 1/7/07 ..... UM, 76-66 ..... at Oxford  
 1/29/06 ..... VU, 68-58 ..... at Nashville  
 1/20/05 ..... UM, 66-60 ..... at Oxford

**At Oxford:** Ole Miss leads 12-7

**At Nashville:** Vanderbilt leads 14-3

**At Neutral Sites:** Vanderbilt leads 5-0

**Biggest VU Win:** 37 (1/3/95 - at Nashville)

**Biggest UM Win:** 24 (1/29/85 - at Nashville)

**Most UM Points:** 85 (2/6/78 - at Nashville)

**Most VU Points:** 91 (1/3/95 - at Nashville)

**Last 10 Meetings:** Vanderbilt leads 6-4

## COMPARING THE TEAMS

Statistic	Ole Miss	Vanderbilt
PPG	67.6	69.0
Scoring Margin	-2.0	+10.8
Field Goal Pct.	.36	.43
Opp. Field Goal Pct.	.44	.38
3-Point Pct.	.29	.35
Opp. 3-Point Pct.	.30	.26
Free Throw Pct.	.70	.73
Rebounds Per Game	41.6	40.1
Opp. Rebounds Per Game	40.5	33.8
Rebound Margin	+1.1	+6.4
Assists Per Game	12.5	16.0
Turnovers Per Game	16.1	16.8
Opp. Turnovers Per Game	18.4	16.0
Turnover Margin	+2.3	-0.8
Steals Per Game	9.9	7.0
Blocks Per Game	2.6	3.7

## SCOUTING VANDERBILT

Vanderbilt is 14-5 overall and 4-4 in the SEC this season. The team is coming off a 60-52 loss at No. 16 Texas A&M on Thursday night. The Commodores are led by Tiffany Clarke (16.4 points per game/8.5 rebounds per game) and Christina Foggie (15.5 points per game). Jasmine Lister leads the team in assists with 130 and is third on the team in scoring at 11.2 points per game.

Vanderbilt leads the all-time series between the two schools, 26-11. The Commodores have won the last three meetings, including a 76-57 win over the Rebels in Oxford on Jan. 6 of this year. Ole Miss' last win in Nashville was a 77-73 win on Jan. 8, 1987.

## ABOUT OLE MISS

Ole Miss is coming off a 77-66 loss to Arkansas Thursday night. Tia Faleru and Diara Moore each scored 14 points against the Razorbacks while Valencia McFarland added 11 points, eight rebound s and six assists. Ole Miss is led by Tia Faleru (12.1 points per game), Valencia McFarland (11.7 points per game) and Diara Moore (11.3 points per game). Courtney Marbra leads the team in rebounding, averaging 5.7 rebounds per game followed by Danielle McCray who is averaging 5.1 rebounds per game. Brett Frank is in his first year as acting head coach for the Rebels. He has a career record of 8-13 overall and 1-7 in the SEC.

## FOLLOW THE REBELS

Ole Miss' regular-season games can be heard on WTNM Supertalk Mississippi (105.5 FM) or Q93.7 FM with the pregame show starting 15 minutes before tipoff. Graham Doty, in his second season calling Ole Miss women's basketball games, will be on the call.

Game updates via Twitter will be available all season at [@OleMissWBB](https://twitter.com/OleMissWBB). All home games that are not on TV will be streamed online through the subscription-based RebelVision.

## OLE MISS IN THE SEC STATS (AS OF 1/31/13)

As a team, Ole Miss is third in free throw percentage (.702), fourth in rebounding offense (41.6 rpg), second in offensive rebounds (17.7), tied for seventh in steals (9.9 spg) and fifth pointers made (5.1). Individually, Valencia McFarland is fourth in assists (5.3 apg), third in assist to turnover ratio (2.7), third in minutes played (34.0), seventh in free throw percentage (.738) and fourth in steals (2.6 spg). Gracie Frizzell is ninth in three pointers made (1.7), Diara Moore is fifth in free throw percentage (.758), while Tia Faleru is tenth (.718). Courtney Marbra is ninth in offensive rebounds (3.0).

# 2012-13 OLE MISS WOMEN'S BASKETBALL

## BY THE NUMBERS

### The Rebels' record is...

- Overall . . . . . 8-13
- SEC Games . . . . . 1-7
- SEC Tournament Games . . . . . 0-0
- Streak . . . . . 0-2
- Home Overall (SEC) . . . . . 0-4
- Road Overall (SEC) . . . . . 1-3
- Neutral Games (SEC) . . . . . 0-0
- Day Games . . . . . 4-6
- Night Games . . . . . 4-7
- November Games . . . . . 4-1
- December Games . . . . . 3-5
- January Games . . . . . 1-7
- February Games . . . . . 0-0
- March Games . . . . . 0-0
- Monday Games . . . . . 0-1
- Tuesday Games . . . . . 1-1
- Wednesday Games . . . . . 0-0
- Thursday Games . . . . . 2-4
- Friday Games . . . . . 2-1
- Saturday Games . . . . . 2-3
- Sunday Games . . . . . 1-4
- Overtime Games . . . . . 0-1
- Television Games . . . . . 1-3
- vs. Ranked Opponents . . . . . 0-0

### Rebels' Record When...

- Leading at the half . . . . . 7-3
- Tied at the half . . . . . 0-1
- Behind at the half . . . . . 1-9
- Scores 90 points or more . . . . . 1-0
- Scores 80-89 points . . . . . 1-0
- Scores 70-79 points . . . . . 1-6
- Scores less than 70 points . . . . . 5-7
- Out-rebounds opponent . . . . . 5-5
- Out-rebounded by opponent . . . . . 1-7
- Ties opponents in rebounds . . . . . 2-1
- Shoots 50 percent or better . . . . . 1-0
- Shoots between 40-49 percent . . . . . 2-1
- Shoots under 40 percent . . . . . 5-12
- Shoots 30 percent or better from 3-pt. . . . . 3-4
- Shoots under 30 percent from 3-pt. . . . . 6-8
- Shoots 70 percent or better from FT line . . . . . 5-8
- Shoots 60-69 percent from FT line . . . . . 2-3
- Shoots under 60 percent from FT line . . . . . 1-2
- Opp. shoots 50 percent or better . . . . . 0-4
- Opp. shoots 40-49 percent . . . . . 2-6
- Opp. shoots under 40 percent . . . . . 6-3
- Opp. shoots 30 percent or better from 3-pt. . . . . 2-8
- Opp. shoots under 30 percent from 3-pt. . . . . 6-5
- Commits 15 turnovers or more . . . . . 6-7
- Commits less than 15 turnovers . . . . . 2-6
- Forces 15 turnovers or more . . . . . 8-10
- Forces less than 15 turnovers . . . . . 0-3
- Has less (or same) turnovers than opp. . . . . 8-11
- Has more turnovers than opponent . . . . . 0-3

## RECORD BY STARTING

### LINEUP

(3-7)	(4-4)	(0-2)	(1-0)
McFarland	McFarland	McFarland	McFarland
Moore	Moore	Frizzell	Frizzell
Frizzell	Frizzell	Faleru	Price
McCray	Jenkins	Jenkins	Jenkins
Marbra	Marbra	Marbra	Marbra

## OLE MISS RECORDS SEASON LOW IN TURNOVERS

Ole Miss recorded a season-low eight turnovers in the team's loss to Arkansas on Jan. 31. The Rebels recorded just two turnovers in the first half. The eight turnovers in game are the fewest turnovers for a Rebel team since Ole Miss recorded seven turnovers against South Carolina on Jan. 16, 2011.

## REBELS MAKING THE MOST FROM FREE THROW CHANCES

Through 21 games this season, Ole Miss is shooting 70 percent from the free throw line while in six games this year, Ole Miss has made at least 20 free throws per game. Ole Miss went 20-24 from the line against Arkansas on Jan. 31, 22-32 from the line against Alabama on Jan. 13, 24-31 against McNeese State on Dec. 29, 20-27 from the line in a win over Belmont on Dec. 16 and 23-41 in a win over SELA and 23-27 from the line in a win over MVSU.

Ole Miss players have made at least five free throws in a game on 20 occasions. Diara Moore has made nine, eight two times, seven and six two times. Danielle McCray has made seven, Valencia McFarland has made five three times, six three times and seven, Tia Faleru has made five three times and seven, Gracie Frizzell has made five once and Kenyotta Jenkins has made eight once and five once.

## MOORE HOT FROM THE FREE THROW LINE OVER THE LAST SEVEN GAMES

In the team's last seven games, Diara Moore has gone 33-42 from the free throw line. She went 6-6 against Vanderbilt, 4-4 against Auburn and 8-10 against Alabama, just 1-4 against Missouri, 4-6 at Florida, 4-6 at Mississippi State and 6-8 against Arkansas. For the season, she leads the team in

## OLE MISS REBEL ROSTER

NO.	NAME	YR.-EXP.	HT.	POS.	HOMETOWN (PREVIOUS SCHOOL)
3	Valencia McFarland	JR-2L	5-4	PG	Edwards, Miss. (Raymond H.S.)
10	Diara Moore	JR-TR	5-7	G	Cedar Hill, Texas (Independence CC)
11	Kenyotta Jenkins	JR-2L	5-10	F	Potts Camp, Miss. (Potts Camp H.S.)
12	Gracie Frizzell	FR-RS	5-10	G	Little Rock, Ark. (Central Arkansas Christian H.S.)
14	Maggie McFerrin	SR-2L	5-7	G	Tupelo, Miss. (Tupelo H.S.)
20	Amber Singletary	SO-1L	5-9	PG	Baltimore, Md. (Seton Keough H.S.)
21	Destini Price	FR-HS	6-0	F	Lancaster, Calif. (Antelope Valley H.S.)
22	Danielle McCray	SO-1L	6-1	F	West Palm Beach, Fla. (Trinity Christian Academy)
25	Courtney Marbra	SR-3L	6-1	F	Jackson, Miss. (Forest Hill H.S.)
32	Tia Faleru	SO-1L	6-0	F	Ozark, Ala. (Carroll H.S.)
42	Monique Jackson	SO-1L	6-1	F	Phenix City, Ala. (Central H.S.)

Acting Head Coach: Brett Frank (SOSU, '95 - First Year at Ole Miss)

Assistant Coaches: Rebecca Kates-Taylor, Taja Edwards

### PRONUNCIATIONS

Tia Faleru	Fowl-a-roo
Gracie Frizzell	Frizz-L
Kenyotta Jenkins	Ken-yah-tuh
Diara Moore	Dee-air-uh

# 2012-13 OLE MISS WOMEN'S BASKETBALL

## 2012-13 SEC STANDINGS

	SEC	Pct.	All	Pct.
Tennessee	8-0	1.000	17-4	.810
Kentucky	7-1	.875	19-2	.905
Texas A&M	7-1	.875	17-5	.773
Georgia	6-2	.750	17-3	.857
South Carolina	6-2	.750	18-3	.857
LSU	4-4	.500	13-8	.619
Vanderbilt	4-4	.500	14-6	.667
Arkansas	3-5	.375	15-6	.714
Missouri	3-5	.375	14-8	.636
Alabama	2-6	.250	12-9	.571
Auburn	2-6	.250	13-8	.619
Florida	2-6	.250	13-9	.619
Mississippi St.	1-7	.125	9-12	.429
<b>OLE MISS</b>	<b>1-7</b>	<b>.125</b>	<b>8-13</b>	<b>.381</b>

as of 2/3/13

## THIS WEEK IN THE SEC

### Thursday, Jan. 31

Arkansas 77, Ole Miss 66  
 Missouri 69, Florida 64  
 Texas A&M 60, Vanderbilt 52  
 Georgia 65, Alabama 59  
 LSU 59, Auburn 55  
 Tennessee 88, Mississippi St. 45

### Sunday, Feb. 3

Alabama at Florida 1:00 PM  
 Georgia at Kentucky 2:00 PM  
 Tennessee at Missouri 2:00 PM  
 Arkansas at Mississippi St. 3:00 PM  
 Auburn at South Carolina 3:00 PM  
 Ole Miss at Vanderbilt 3:00 PM

free throw attempts and makes (75-99) and is fifth in the SEC in free throw percentage, shooting .758 percent.

### FALERU CONTINUES TO LEAD TEAM

Entering her sophomore season, Tia Faleru had scored in double figures in three games and grabbed double-digit rebounds in two games. This season, she has scored in double figures in 13 games, including the last eight, and pulled down double-digit rebounds in two games. She scored a career-high 24 points against Alabama and has recorded two double-doubles. For the season, she is averaging a team-leading 12.1 points per game and is averaging a team-leading 15.6 points per game in SEC games only.

### McFARLAND SCORES 1,000TH CAREER POINT

Junior point guard Valencia McFarland scored her 1,000th career point on Jan. 24 with a 24-point effort at Florida. She is the 25th player in school history to record at least 1,000 career points and is the 14th player in school history to hit 1,000 career points as a junior.

McFarland also has another program milestone to keep her eye on during her career, as she aims to become just the third person in Ole Miss history to score at least 1,000 point, 500 assists and 250 steals. McFarland currently has 1,021 points, 377 assists and 159 steals. She's looking to join Carol Ross (1977-81) and Glenda Springfield (1975-79).

### MOORE LEADS TEAM IN DOUBLE-FIGURE SCORING GAMES

Through 21 games this season, Diara Moore is leading the team in double figure scoring games with 14 followed by Valencia McFarland and Tia Faleru who have each recorded 13 double figure scoring games. Gracie Frizzell has scored in double figures in six games.

### McFARLAND LOOKS TO LEAD TEAM IN ASSISTS FOR THE THIRD YEAR

If Valencia McFarland, who led the team in assists as a freshman and sophomore, keeps this pace and ends the season leading the team in assists, it would be the first time since Carletta Brown (2003-06) that a player led the team in assists three consecutive seasons. McFarland would become just the fourth player in program history to lead the team in assists three consecutive seasons. No player in school history has led the team in assists all four years.

## 2012-13 LEADS AND DEFICITS

Biggest Halftime Lead: 11, 2x, last at Florida  
 Biggest Halftime Lead Blown: 6, at Mississippi State, 1/28/13  
 Biggest Halftime Deficit: 21, vs. Vanderbilt, 1/6/13  
 Biggest Halftime Deficit Erased: 9, vs. UMass, 12/8/12  
 Biggest Overall Lead: 28, vs. Lipscomb, 11/29/12  
 Biggest Margin of Victory: 22, vs. Lipscomb, 11/29/12  
 Biggest Lead Blown to Lose (at any point in a game): 15 at Hofstra, 12/21/12  
 Biggest Overall Deficit: 29, at Auburn, 1/10/13  
 Biggest Deficit Overcome to Win (at any point in a game): 15, vs. UMass, 12/8/12  
 Biggest Margin of Defeat: 24, at Auburn, 1/10/13

# 2012-13 OLE MISS WOMEN'S BASKETBALL

## AP Top 25

TEAM	RECORD	PTS
1 Baylor (37)	18-1	997
2 Notre Dame	18-1	953
3 Connecticut (3)	18-1	930
4 Stanford	18-2	853
5 Duke	18-1	834
6 California	17-2	790
7 Penn State	17-2	768
<b>8 Kentucky</b>	<b>19-2</b>	<b>695</b>
<b>9 Tennessee</b>	<b>16-3</b>	<b>691</b>
10 Maryland	17-3	674
11 North Carolina	19-2	495
12 Louisville	17-4	491
<b>13 Georgia</b>	<b>17-3</b>	<b>470</b>
14 Purdue	17-3	446
<b>15 South Carolina</b>	<b>18-3</b>	<b>442</b>
<b>16 Texas A&amp;M</b>	<b>16-5</b>	<b>435</b>
17 Dayton	17-1	357
18 UCLA	15-4	339
19 Oklahoma State	15-3	315
20 Florida State	17-3	253
21 Oklahoma	15-4	211
22 Colorado	15-4	205
23 Iowa State	14-4	102
24 Iowa	16-5	79
25 Delaware	15-3	66

Others receiving votes: Michigan 42, UTEP 21, Villanova 11, Texas Tech 10, Syracuse 6, Michigan State 4, Duquesne 4, Green Bay 4, Kansas 2, Nebraska 2, **Vanderbilt 2, LSU 1**

## USA Today Coaches Poll

TEAM	RECORD	PTS
1. Baylor	(18-1)	743
2. Connecticut	(18-1)	717
3. Notre Dame	(19-1)	699
4. Duke	(18-1)	639
5. Stanford	(18-2)	631
6. California	(17-2)	589
<b>7. Kentucky</b>	<b>(19-2)</b>	<b>576</b>
8. Penn State	(17-2)	543
9. Maryland	(17-3)	500
<b>10. Tennessee</b>	<b>(16-4)</b>	<b>492</b>
11. Purdue	(17-3)	400
12. Louisville	(17-4)	398
<b>13. South Carolina</b>	<b>(18-3)</b>	<b>378</b>
<b>14. Georgia</b>	<b>(17-3)</b>	<b>362</b>
15. Dayton	(17-1)	319
16. (tie) Oklahoma St.	(15-3)	297
<b>16. (tie) Texas A&amp;M</b>	<b>(16-5)</b>	<b>297</b>
18. North Carolina	(19-2)	230
19. UCLA	(15-4)	201
20. Oklahoma	(15-4)	188
21. Florida State	(17-3)	176
22. Iowa State	(14-4)	85
23. Colorado	(15-4)	64
24. Syracuse	(16-3)	58
25. Iowa	(16-5)	37

Others receiving votes: Villanova (16-3) 28; Delaware (15-3) 22; Middle Tennessee (15-5) 18; Michigan (16-4) 16; UTEP (16-2) 15; DePaul (15-5) 9; Nebraska (14-6) 7; Wisconsin-Green Bay (16-2) 7; Texas Tech (16-4) 3; **Vanderbilt (14-6) 3**; Miami (Fla.) (14-6) 2; Pacific (16-3) 1.

## 2012-13 opponents in bold

As of Jan. 31, McFarland is fourth in the SEC in assists per game, averaging 5.3 and she leads Ole Miss with 112 assists. In the last 12 games, McFarland is averaging 6.58 assists per game. She has recorded 39 career games with at least five assists per game, including 15 games this year. McFarland recorded a season-high 10 assists at Florida on Jan. 24.

## McFARLAND LEADS THE TEAM IN STEALS

Valencia McFarland, who has recorded a team-leading 55 steals this year, is looking to become just the third player in school history to lead her team in assists three years times during her career. If McFarland, who led the team in steals as a freshman and sophomore, ends this season leading the team in steals, she would be the first player to lead her team in steals three years in a row since Arminie Price led the team all four years (2003-06).

## JACKSON RECORDS CAREER-HIGH 13 BOARDS

Monique Jackson recorded a career-best 13 rebounds in Ole Miss' win over Florida on Jan. 24. She pulled down 11 defensive rebounds and two offensive boards. Her previous career high was eight rebounds. She is the first Ole Miss player to grab at least 10 defensive rebounds in a game since Nikki Byrd pulled down 10 against SELA on Dec. 29, 2011.

## McFARLAND RECORDS SECOND CAREER DOUBLE-DOUBLE

Valencia McFarland recorded her second career double-double, and first of the year, with a season-high 24 points and 10 assists at Florida on Jan. 24. Both of McFarland's double-doubles are with points and assists.

McFarland is the fourth player this year to record a double-double. Tia Faleru became Ole Miss' active career leader in double-doubles with three when she recorded 18 points and added 10 rebounds at LSU on Jan. 3. Earlier this year Faleru scored 15 points and added 10 rebounds against McNeese State on Dec. 29. Danielle McCray recorded her first career double-double with 11 points and 12 rebounds in a win over MVSU while Kenyotta Jenkins recorded her second career double-double against SELA on Nov. 9 when she scored a career-high 13 points and added 10 rebounds. Valencia McFarland is the only current player to record a double-double in something other than points and rebounds (points and assists.)

### Active Players With Double-Doubles

	Season	Career
Valencia McFarland	1	2
Tia Faleru	2	3
Kenyotta Jenkins	1	2
Danielle McCray	1	1
Courtney Marbra	0	2

## McFARLAND RECORDS 13 CAREER 20-POINT GAME

Valencia McFarland leads all active Ole Miss players with 13 career 20-point games. McFarland's most recent 20-point game was on Jan. 24, 2013 when she scored 24 points at Florida. Tia Faleru recorded her first career 20-point game with a career-high 24 points against Alabama on Jan. 13. She is the fourth player this season to record at least 20 points in a game. Redshirt freshman Gracie Frizzell scored a career-high 21 points in Ole Miss' loss to Lamar on Nov. 19 while Diara Moore scored a career-high 25 points against SELA on Nov. 9.

### Active Players With 20-Point Games

	Season	Career
Valencia McFarland	2	13
Tia Faleru	1	1

# 2012-13 OLE MISS WOMEN'S BASKETBALL

## REBELS 2012-13 SUPERLATIVES

BIGGEST OLE MISS LEAD:  
28, vs. Lipcomb, 11/29/12

BIGGEST OLE MISS DEFICIT:  
29, at Auburn, 1/10/13

BIGGEST OLE MISS LEAD IN A LOSS:  
15, at Hofstra, 12/21/12

BIGGEST OLE MISS DEFICIT IN A WIN:  
15, vs. UMass, 12/8/12

BIGGEST OLE MISS HALFTIME LEAD:  
11, 2x, at Florida, 1/24/13

BIGGEST OLE MISS HALFTIME DEFICIT:  
24, at Auburn, 1/10/13

BEST OLE MISS 1ST HALF FG%:  
54.2% vs. NSU, 11/16/12

WORST OLE MISS 1ST HALF FG%:  
23.3% at Cleveland State, 12/19/12

BEST OLE MISS 2ND HALF FG%:  
50%, 3x, last vs. Alabama, 1/13/13

WORST OLE MISS 2ND HALF FG%:  
23.3% at Mississippi State, 1/27/13

MOST POINTS BY OLE MISS IN 1ST HALF:  
50, at Florida, 1/24/13

FEWEST POINTS BY OLE MISS IN 1ST HALF:  
19, 2x, last vs. Northwestern, 1/6/13

MOST POINTS BY OPPONENT IN 1ST HALF:  
45, at Auburn, 1/10/13

FEWEST POINTS BY OPPONENT IN 1ST HALF:  
22, vs. Belmont, 12/16/12

MOST POINTS BY OLE MISS IN 2ND HALF:  
50, vs. UMass, 12/8/12

FEWEST POINTS BY OLE MISS IN 2ND HALF:  
25, 2x, last at Mississippi State, 1/27/13

MOST POINTS BY OPPONENT IN 2ND HALF:  
46, at Mississippi State, 1/27/13

FEWEST POINTS BY OPPONENT IN 2ND HALF:  
22, vs. Lipscomb, 11/29/12

Gracie Frizzell	1	1
Diara Moore	1	1

## REBELS RECORD SEASON-HIGH FROM THREE-POINT RANGE

Ole Miss recorded a season-high 11 threes in the team's win at Florida on Jan. 24. The Rebels went 9-10 from three-point range in the first half and ended the game 11-16 from beyond the arc. Two times this year team recorded 10 threes in a game, at LSU on Jan. 3 and against Northwestern on December 22.

## McFARLAND TAKING CARE OF THE BALL

Ole Miss point guard Valencia McFarland is third in the SEC in assist to turnover ratio (2.7). In SEC play, McFarland has recorded 51 assists to 19 turnovers and for the season, she has recorded 112 assists to 41 turnovers in 21 games. McFarland has recorded 15 games this season with five or more assists including the 11 of the last 12 games. For her career, McFarland has 39 games with five or more assists and has recorded 377 career assists.

## McFARLAND IN THE NCAA STATS

In the latest set of NCAA stats released on Friday, Feb. 1, Valencia McFarland is ranked fifth in assist to turnover ratio (2.73), and is 37th in the nation in assists per game (5.3). NCAA stats are released every Monday and Friday.

## HONORS ROLL IN FOR McFARLAND

Valencia McFarland was named SEC Player of the Week on Dec. 31 after posting impressive numbers and leading the Rebels to a third-place finish at the Tulane DoubleTree Classic. For the two games she recorded a combined triple double with 36 points, 10 rebounds and 13 assists. It is the first SEC Player of the Week honor for an Ole Miss player since Jan. 18, 2010.

McFarland was named to the All-Tournament team for the Tulane DoubleTree Classic and was also named to the New York Life Holiday Invitational All-Tournament Team on Dec. 22 at Hofstra. For that tournament, she averaged 9.5 points per game and 5.5 rebounds per game. Since McFarland has been at Ole Miss, Ole Miss has played in four regular-season tournaments that have released an All-Tournament team and McFarland has been selected to each of those four All-Tournament teams.

She was also named the women's SEC NetScouts Basketball player of the Week for the week of Dec. 31 for her performance at the Tulane DoubleTree Classic.

## MARBRA RECORDS CAREER HIGH IN REBOUNDS

Senior Courtney Marbra recorded a career-high 15 rebounds in Ole Miss' 67-55 loss at Cleveland State on Dec. 18. The 15 rebounds are the most by an Ole Miss player since Nikki Byrd recorded 17 on Nov. 26, 2011. Marbra's previous career high was 12 which she recorded at Hawai'i on Nov. 27, 2010.

## HOLDING OPPONENTS UNDER 50 POINTS

Over the past four seasons, Ole Miss has held opponents to 50 points or under on 16 occasions. Most recently, Ole Miss held Belmont to 48 points in Ole Miss' 63-48 win on Dec. 16. Ole Miss has held two opponents to under 50 points this season (Lipscomb, 46 points in the Rebels' 68-46 win on Nov. 29) while the team held six opponents to under 50 points in 2008-09, four times in 2009-10, three times last season and once in 2010-11.

# 2012-13 OLE MISS WOMEN'S BASKETBALL

## **REBELS COME BACK FROM DOUBLE-DIGIT DEFICITS**

Over the last three seasons, Ole Miss has come back from double-digit deficits nine times to win. Ole Miss came back from 15 down to beat UMass 71-59. The Rebels came back from double-digit deficits four times in 2010-11 and four times in 2011-12.

Feb. 17	vs. South Carolina	1 p.m. CT (SEC Network)
Feb. 24	vs. Georgia	1 p.m. CT (CSS)

## **McFARLAND RECORDS MOST STEALS IN A GAME SINCE 2006**

Junior Valencia McFarland recorded a career-high eight steals in Ole Miss' 57-54 loss at LA Tech on Dec. 1. The eight steals is the most by an Ole Miss player in nearly six years. Armintie Price recorded nine steals in a game against Miami on December 21, 2006.

## **REBELS SHOOT OVER 50 PERCENT FROM THE FIELD IN WIN**

Ole Miss shot a season-best 52.2 percent from the floor in the team's win over Northwestern State (24-46). The field-goal percentage marks the highest shooting percentage for the team since the team shot 57.1 percent (32-56) from the floor in a win over Cleveland State on Dec. 21, 2011.

## **FORCING TURNOVERS, MAKING STEALS**

Ole Miss forced 31 turnovers in its game against Northwestern State, the most turnovers by a Rebel team since the team forced Central Michigan into 28 turnovers on Dec. 14, 2011. Ole Miss recorded 19 steals against NSU, the most since 2010 when the team recorded 17 steals against UAPB.

## **MOORE SCORES 25 IN SEASON-OPENING WIN**

Newcomer, junior transfer Diara Moore, recorded a career-best 25 points for Ole Miss in the team's season-opening win over SELA on Nov. 9. She ended the game 7-13 from the floor and 9-13 from the free throw line. Moore's 25 points are the most from an Ole Miss player since Jan. 15, 2012 when Valencia McFarland scored 25 at Alabama.

## **McFARLAND NAMED PRESEASON ALL-SEC**

Junior point guard Valencia McFarland has been named to the Preseason Second Team All-SEC as voted on by the league's 14 coaches, the SEC announced Nov. 6. McFarland, a native of Edwards, Miss., was a Second Team All-SEC selection as a sophomore. Last season, she led the team, and was in the top of the SEC in several statistical categories, including points, assist, steals and minutes played. McFarland enters the 2102-13 season poised to break into the 1,000 career-point club as she has scored 776 career points during her first two seasons with the Rebels.

## **OLE MISS ON TV**

Ole Miss is scheduled to be on TV at least six times during the regular season. All times are Central.

Jan. 6	vs. Vanderbilt	2:30 p.m. CT (ESPNU)
Jan. 13	vs. Alabama	1:30 p.m. CT (SPSO)
Jan. 20	vs. Missouri	2 p.m. CT (Cox Sports TV)
Jan. 24	at Florida	6 p.m. CT (CSS)

# 2012-13 OLE MISS WOMEN'S BASKETBALL

## AN OLE MISS TEAM...

Scored 100+ points at home	101 vs. Winston-Salem State (Dec. 20, 2009)
Scored 100+ points on the road	102 at LSU (Feb. 7, 2010)
Scored 100+ points and lost	Never Happened
Scored 110+ points	110 vs. Rice (Nov. 18, 2005)
Won an overtime game	81-70 vs. Central Michigan (Jan. 3, 2008)
Lost an overtime game	73-72 vs. Missouri (Jan. 20, 2013)
Won a double overtime game	90-87 at Arkansas (Feb. 4, 2007)
Lost a double overtime game	64-57 at Hawai'i (Nov. 27, 2010)
Played a triple overtime game	W, 102-101 (3OT) at LSU (Feb. 7, 2010)
Played a four-overtime game	L, 81-86 vs. Arkansas State (Dec. 7, 2001)
Won an NCAA Tournament game	90-82 vs. Oklahoma (Mar. 25, 2007)
Won a WNIT game	87-49 vs. Murray State (Mar. 22, 2009)
Won an SEC Tournament game	64-63 vs. South Carolina (Mar. 4, 2010)
Made 40+ field goals	41 vs. Central Arkansas (Dec. 17, 2006)
Made 50+ field goals	51 vs. Missouri-St. Louis (Jan. 10, 1983)
Made 10+ three-point field goals	11 at Florida (Jan. 24, 2013)
Had 20+ rebound margin	28 vs. Nicholls State (Nov. 20, 2010)
Had 25+ rebound margin	28 vs. Nicholls State (Nov. 20, 2010)
Had 30+ rebound margin	31 vs. Centenary (Dec. 29, 2009)
Had 50+ rebounds	54 vs. McNeese State (Dec. 29, 2012)
Had 60+ rebounds	62 at Mississippi State (Feb. 12, 2012)
Had 70+ rebounds	70 vs. Mississippi University for Women (Jan. 26, 1979)
Had three players with 10+ rebounds	Robertson (10), Lewis (10), Thomas (10) at Sam Houston State (Nov. 17, 2009)
Attempted 30+ free throws	30 at Florida (Jan. 24, 2013)
Attempted 35+ free throws	38 vs. North Carolina A&T (Nov. 15, 2008)
Attempted 40+ free throws	41 vs. SELA (Nov. 9, 2012)
Attempted 45+ free throws	46 at Rice (Nov. 17, 2006)
Attempted 50+ free throws	50 vs. Mississippi University for Women (Jan. 24, 1976)
Made 25+ free throws	26 vs. Alabama (Jan. 6, 2010)
Made 30+ free throws	34 at UAB (Nov. 12, 2006)
Made 35+ free throws	36 vs. Mississippi University for Women (Jan. 24, 1976)
Had 25+ assists	31 vs. Winston-Salem State (Dec. 20, 2009)
Had 30+ assists	31 vs. Winston-Salem State (Dec. 20, 2009)
Had 35+ assists	35 vs. Mississippi State (Feb. 16, 1985)
Had 25+ turnovers	25 vs. Northwestern State (Nov. 16, 2012)
Had 35+ turnovers	36 at No. 6 Kentucky (Feb. 2, 2012)
Forced 25+ turnovers	28 vs. Central Michigan (Dec. 14, 2011)
Forced 30+ turnovers	31 vs. Northwestern State (Nov. 16, 2012)
Forced 35+ turnovers	42 vs. Alabama (Mar. 1, 2007)
Forced 40+ turnovers	42 vs. Alabama (Mar. 1, 2007)
Had 15+ steals	17 at LA Tech (Dec. 1, 2012)
Had 20+ steals	25 vs. Alabama (Mar. 1, 2007)
Had 25+ steals	25 vs. Alabama (Mar. 1, 2007)
Blocked 5+ shots	7 vs. McNeese State (Dec. 29, 2012)
Blocked 10+ shots	11 vs. Memphis (Nov. 19, 1998)
Scored 50 points or less	47 vs. Arkansas (March 1, 2012)
Scored 40 points or less	39 vs. No. 4 Tennessee (Feb. 24, 2011)*
Scored 50 or fewer and won	46-45 vs. Auburn (Jan. 25, 1984)
Beat a ranked team	69-65 at No. 23/24 Arkansas (Jan. 23, 2011)
Beat a ranked team on the road	69-65 at No. 23/24 Arkansas (Jan. 23, 2011)
Kept every player on a team out of double figures	vs. South Alabama (Nov. 18, 2011)
Had all five starters score in double figures	at Georgia (Jan. 24, 2010)
Had five+ players score in double figures	5 vs. SELA (Nov. 9, 2012)
Had no players score in double figures	at No. 6 Kentucky (Feb. 2, 2012)
Overcame a 10-point+ halftime deficit to win	16 vs. Vanderbilt (Jan. 2, 2011)
Overcame a 15-point+ halftime deficit to win	16 vs. Vanderbilt (Jan. 2, 2011)

## AN OLE MISS PLAYER...

Scored 20+ points	24, Valencia McFarland at Florida (Jan. 24, 2013)
Scored 30+ points	30, Kayla Melson vs. Vanderbilt (Jan. 2, 2011)
Scored 40+ points	42, Bianca Thomas vs. LSU (Jan. 17, 2010)
Attempted 15+ field goals	18, Tia Faleru vs. Alabama (Jan. 13, 2013)
Attempted 20+ field goals	21, Valencia McFarland at Florida (Jan. 24, 2013)
Attempted 25+ field goals	27, Bianca Thomas at Tennessee (Feb. 28, 2010)
Recorded a double-double	Valencia McFarland (24 pts, 10 ast.) at Florida (Jan. 24, 2013)
Recorded a triple-double	Kayla Melson, 11 pts., 11 rbs. & 11 assists vs. Southeastern Louisiana (Nov. 13, 2009)
Had 10+ assists	10, Valencia McFarland at Florida (Jan. 24, 2013)
Had 15+ assists	15, Kim Bullard vs. Middle Tennessee (Dec. 21, 1985)
Had 5+ blocks	5, Nikki Byrd vs. SELA (Dec. 29, 2011)

Had 10+ blocks	Never Happened
Had 5+ steals	5, Valencia McFarland vs. McNeese State (Dec. 29, 2012)
Had 10+ steals	12, Armintie Price vs. Illinois (Dec. 2, 2006)
Had 15+ rebounds	15, Courtney Marbra at Cleveland State (Dec. 16, 2012)
Had 20+ rebounds	20, Armintie Price at Mississippi State (Jan. 26, 2006)
Made 15+ field goals	17, Jennifer Gillom vs. Memphis (Dec. 10, 1985)
Made 10+ free throws	10, Valencia McFarland vs. Central Michigan (Dec. 14, 2011)
Made 15+ free throws	16, Armintie Price at UAB (Nov. 12, 2006)
Attempted 10+ free throws	10, Tia Faleru vs. Missouri (Jan. 20, 2013)
Attempted 15+ free throws	15, Bianca Thomas vs. LSU (Jan. 17, 2010)
Attempted 20+ free throws	21, Armintie Price at UAB (Nov. 12, 2006)
Made 5+ three-pointers	5, Gracie Frizzell at LSU (Jan. 3, 2013)
Made 10+ three-pointers	Never Happened
Attempted 10+ three-pointers	10, Amber Singletary vs. Northwestern (Dec. 22, 2012)
Attempted 15+ three-pointers	15, Bianca Thomas vs. Tennessee (Feb. 11, 2009)
Had 10+ offensive rebounds	11, Dee Forrest vs. Florida (Jan. 19, 2006)
Had 10+ defensive rebounds	11, Monique Jackson at Florida (Jan. 24, 2013)
Had 20+ points and 20+ rebounds	Armintie Price, 22 points & 20 rebounds at Miss. State (Jan. 26, 2006)
Had a double-double in two straight games	Nikki Byrd vs. Florida (Jan. 5, 2012) & at Vanderbilt (Jan. 8, 2012)
Had a double-double in three straight games	Nikki Byrd vs. Central Michigan (Dec. 14, 2011) & at Lipscomb (Dec. 16, 2011) & vs. Murray State (Dec. 19, 2011)
Had a double-double in four straight games	Nikki Byrd vs. UAPB (Nov. 29), at UMass (Nov. 26, 2011), vs. South Alabama (Nov. 18, 4) & at SEMO (Nov. 21)
Had a double-double in five straight games	Nikki Byrd vs. Grambling State (Dec. 3) vs. UAPB (Nov. 29), at UMass (Nov. 26, 2011), vs. South Alabama (Nov. 18, 4) & at SEMO (Nov. 21)
Had a double-double in seven straight games	Armintie Price, Jan. 14-Feb. 8, 2007
Had 10+ double-doubles in a season	12 Nikki Byrd, 2011-12 season
Shot 100% from the floor (min. 5)	Nikki Byrd, 6-for-6 vs. Mississippi State (Jan. 21, 2010)
Played 40 minutes	Valencia McFarland vs. Alabama (Jan. 13, 2013)
Played over 40 minutes	42, Valencia McFarland, vs. Missouri (Jan. 20, 2013)
Fouled out	Danielle McCray at Florida (Jan. 24, 2013)

## AN OLE MISS OPPONENT...

Scored 100+ points	101 (Feb. 7, 2010 at LSU)
Scored 100+ points in Oxford	Never Happened
Made 40+ field goals	42 (Jan. 16, 2003 at Georgia)
Made 10+ three-pointers	10 (Feb. 5, 2012 at Florida)
Had 50+ rebounds	54 (Jan. 22, 2012 vs. No. 15 Georgia)
Had 60+ rebounds	61 (Dec. 14, 2011 vs. Central Michigan)
Had 20+ rebounding margin	20 (Jan. 30, 2011 at Vanderbilt)
Had 25+ rebounding margin	26 (Mar. 5, 2010 vs. Tennessee)
Attempted 35+ free throws	47 (Nov. 9, 2012 vs. SELA)
Made 30+ free throws	31 (Nov. 9, 2012 vs. SELA)
Had 25+ turnovers	31 (Nov. 16, 2012 vs. Northeastern State)
Had 20+ steals	24 (Mar. 13, 1991 vs. Stephen F. Austin)
Had 30+ assists	33 (Jan. 16, 2003 at Georgia)
Scored 50 points or less	48 (Dec. 16, 2012 vs. Belmont)
Scored 40 points or less	38 (Dec. 29, 2009 vs. Centenary)

## AN OLE MISS OPPONENT'S PLAYER...

Scored 20+ points	28, Sarah Watkins (Jan. 31, 2013 vs. Arkansas)
Scored 30+ points	32, Ashlyn Baggett (Dec. 29, 2012 vs. McNeese State)
Scored 40+ points	41, Janet Holt (Nov. 16, 2001 at Tennessee Tech)
Attempted 15+ field goals	15, Sarah Watkins (Jan. 31, 2013 vs. Arkansas)
Attempted 25+ field goals	25, Ashlyn Baggett (Dec. 29, 2012 vs. McNeese State)
Made 10+ field goals	10, Martha Alwal (Jan. 27, 2013 at Mississippi State)
Made 8+ three-pointers	8, Chelsie Wiley (Dec. 20, 2008 at UCF)
Made 10+ free throws	10, Elizabeth Styles (Nov. 9, 2012 vs. SELA)
Had 15+ rebounds	16, Shante Evans (Dec. 21, 2012 at Hofstra)
Had 20+ rebounds	20, Courtney Paris (Mar. 25, 2007 vs. Oklahoma)
Had 10+ assists	14, Najat Ouardad (Jan. 10, 2013 at Auburn)
Had 8+ steals	8, Maurita Reid (Dec. 15, 2007 at Miami)
Had 5+ blocks	5, Martha Alwal (Jan. 27, 2013 at Mississippi State)
Recorded a double-double	Martha Alwal, 23 pts., 12 reb. (Jan. 27, 2013 at MSU)
Recorded a triple-double	Kaiha Szunko, 21 points, 16 rebounds, 10 steals (Dec. 18, 2010 at Central Michigan)

\* Game called with 5:24 left in the second half due to rain on the floor.

# 2012-13 OLE MISS WOMEN'S BASKETBALL

## UPDATED PLAYER CAREER/SEASON HIGHS

#3 VALENCIA McFARLAND	
POINTS	POINTS
25, at Alabama, 1/12/12	24, at Florida, 1/24/13
REBOUNDS	REBOUNDS
9, at Mississippi State, 1/27/13	9, at Mississippi State, 1/27/13
FIELD GOALS	FIELD GOALS
9, 3x, last at Florida, 1/24/13	9, at Florida, 1/24/13
FREE THROWS	FREE THROWS
10 vs. Central Michigan, 12/14/11	6, 2x, last vs. McNeese State, 12/29/12
THREE-POINTERS	THREE-POINTERS
6, vs. Illinois, 11/28/10	1, 4x, last at Florida, 1/24/13
ASSISTS	ASSISTS
11, vs. SELA, 12/29/11	10, at Florida, 1/24/13
STEALS	STEALS
8, at LA Tech, 12/1/12	8, at LA Tech, 12/1/12
BLOCKS	BLOCKS
2 vs. Central Michigan, 12/14/11	1, vs. SELA, 11/9/12

#10 DIARA MOORE	
POINTS	POINTS
25, vs. SELA, 11/9/12	25, vs. SELA, 11/9/12
REBOUNDS	REBOUNDS
9, vs. Belmont, 12/18/12	9, vs. Belmont, 12/18/12
FIELD GOALS	FIELD GOALS
7, vs. SELA, 11/9/12	7, 2x, last vs. UMass, 12/8/12
FREE THROWS	FREE THROWS
9, vs. SELA, 11/9/12	9, vs. SELA, 11/9/12
THREE-POINTERS	THREE-POINTERS
3, 2x, last at Florida, 1/24/13	3, 2x, last at Florida, 1/24/13
ASSISTS	ASSISTS
5, vs. Alabama, 1/13/13	5, vs. Alabama, 1/13/13
STEALS	STEALS
3, 2x, last vs. Vanderbilt, 1/6/13	3, 2x, last vs. Vanderbilt, 1/6/13
BLOCKS	BLOCKS
1, vs. UMass, 12/8/12	1, vs. UMass, 12/8/12

#11 KENYOTTA JENKINS	
POINTS	POINTS
13, 2x, last vs. SELA, 11/9/12	13, vs. SELA, 11/9/12
REBOUNDS	REBOUNDS
11, vs. McNeese State, 12/29/12	11, vs. McNeese State, 12/29/12
FIELD GOALS	FIELD GOALS
6, vs. SELA, 11/9/12	6, vs. SELA, 11/9/12
FREE THROWS	FREE THROWS
8, vs. Eastern Michigan, 12/30/12	8, vs. Eastern Michigan, 12/30/12
THREE-POINTERS	THREE-POINTERS
2, 2x, last vs. Arkansas, 2/17/11	1, 2x, last vs. Missouri, 1/20/13
ASSISTS	ASSISTS
3, 2x, last vs. Lipscomb, 11/29/12	3, vs. Lipscomb, 11/29/12
STEALS	STEALS
4 vs. SELA, 12/29/11	2, 2x, last vs. Northwestern, 12/22/12
BLOCKS	BLOCKS
4, vs. McNeese State, 12/29/12	4, vs. McNeese State, 12/29/12

# 2012-13 OLE MISS WOMEN'S BASKETBALL

## UPDATED PLAYER CAREER/SEASON HIGHS

#12 GRACIE FRIZZELL	
POINTS 21, vs. Lamar, 11/19/12	POINTS 21, vs. Lamar, 11/19/12
REBOUNDS 5, vs. SELA, 11/9/12	REBOUNDS 5, vs. SELA, 11/9/12
FIELD GOALS 6, vs. Lamar, 11/19/12	FIELD GOALS 6, vs. Lamar, 11/19/12
FREE THROWS 5, vs. Northwestern, 12/22/12	FREE THROWS 5, vs. Northwestern, 12/22/12
THREE-POINTERS 5, 2x, last vs. LSU, 1/3/13	THREE-POINTERS 5, 2x, last vs. LSU, 1/3/13
ASSISTS 3, vs. Lipscomb, 11/29/12	ASSISTS 3, vs. Lipscomb, 11/29/12
STEALS 4, vs. Missouri, 1/20/13	STEALS 4, vs. Missouri, 1/20/13
BLOCKS 1, 3x, last vs. vs. Vanderbilt, 1/6/13	BLOCKS 1, 3x, last vs. vs. Vanderbilt, 1/6/13

#14 MAGGIE McFERRIN	
POINTS 12 vs. Georgia, 2/13/11	POINTS 8, 2x, last at Cleveland State, 12/16/12
REBOUNDS 4 vs. Arkansas, 2/17/11	REBOUNDS 2, 2x, last vs. Arkansas, 1/31/13
FIELD GOALS 4 vs. Georgia, 2/13/11	FIELD GOALS 2, vs. SELA, 11/9/12
FREE THROWS 3, vs. SELA, 11/9/12	FREE THROWS 3, vs. SELA, 11/9/12
THREE-POINTERS 3, 5x, last at Cleveland State, 12/16/12	THREE-POINTERS 3, at Cleveland State, 12/16/12
ASSISTS 4, 2x, last vs. Murray State, 12/19/11	ASSISTS 3, vs. SELA, 11/9/12
STEALS 3, 2x, last at Cleveland Stat, 12/16/12	STEALS 3, at Cleveland State, 12/16/12
BLOCKS	BLOCKS

#20 AMBER SINGLETARY	
POINTS 18, vs. Northwestern, 12/22/12	POINTS 18, vs. Northwestern, 12/22/12
REBOUNDS 4, 2x, last vs. McNeese State, 12/29/12	REBOUNDS 4, vs. McNeese State, 12/29/12
FIELD GOALS 7, vs. Northwesntern, 12/22/12	FIELD GOALS 7, vs. Northwesntern, 12/22/12
FREE THROWS 3, 2x, last vs. SELA, 11/9/12	FREE THROWS 3, vs. SELA, 11/9/12
THREE-POINTERS 4, 2x, last vs. Missouri, 1/20/13	THREE-POINTERS 4, 2x, last vs. Missouri, 1/20/13
ASSISTS 4, 3x, last at Auburn, 1/10/13	ASSISTS 4, 3x, last at Auburn, 1/10/13
STEALS 6 vs. UAPB, 11/29/11	STEALS 3, vs. Northwesntern, 12/22/12
BLOCKS 1, 3x, last at Florida, 1/24/13	BLOCKS 1, 3x, last at Florida, 1/24/13

# 2012-13 OLE MISS WOMEN'S BASKETBALL

## UPDATED PLAYER CAREER/SEASON HIGHS

<b>#21 DESTINI PRICE</b>	
POINTS	POINTS
REBOUNDS	REBOUNDS
1, vs. NSU, 11/16/12	1, vs. NSU, 11/16/12
FIELD GOALS	FIELD GOALS
FREE THROWS	FREE THROWS
THREE-POINTERS	THREE-POINTERS
ASSISTS	ASSISTS
1, vs. Eastern Michigan, 12/30/12	1, vs. Eastern Michigan, 12/30/12
STEALS	STEALS
BLOCKS	BLOCKS

<b>#22 DANIELLE McCRAY</b>	
POINTS	POINTS
16, vs. UMass, 12/8/12	16, vs. UMass, 12/8/12
REBOUNDS	REBOUNDS
14, vs. Lipscomb, 11/29/12	14, vs. Lipscomb, 11/29/12
FIELD GOALS	FIELD GOALS
6, 3x, last vs. UMass, 12/8/12	6, vs. UMass, 12/8/12
FREE THROWS	FREE THROWS
7, vs. MVSU, 11/27/12	7, vs. MVSU, 11/27/12
THREE-POINTERS	THREE-POINTERS
2, at Florida, 1/24/13	2, at Florida, 1/24/13
ASSISTS	ASSISTS
3, at LSU, 1/3/13	3, at LSU, 1/3/13
STEALS	STEALS
3, vs. Belmont, 12/18/12	3, vs. Belmont, 12/18/12
BLOCKS	BLOCKS
3, 2x, last vs. UMass, 12/8/12	3, vs. UMass, 12/8/12

<b>#25 COURTNEY MARBRA</b>	
POINTS	POINTS
12, 2x, last vs. SELA, 11/9/12	12, vs. SELA, 11/9/12
REBOUNDS	REBOUNDS
15, at Cleveland State, 12/16/12	15, at Cleveland State, 12/16/12
FIELD GOALS	FIELD GOALS
5, 3x, last vs. SELA, 11/9/12	6, at Hofstra, 12/21/12
FREE THROWS	FREE THROWS
4 vs. South Alabama, 11/18/11	3, vs. MVSU, 11/27/12
THREE-POINTERS	THREE-POINTERS
ASSISTS	ASSISTS
4 vs. Winston-Salem State 12/20/09	2, at Mississippi State, 1/27/13
STEALS	STEALS
5 vs. Sam Houston State, 11/13/10	4, at Cleveland State, 12/16/12
BLOCKS	BLOCKS
3, at LSU, 1/3/13	3, at LSU, 1/3/13

# 2012-13 OLE MISS WOMEN'S BASKETBALL

## UPDATED PLAYER CAREER/SEASON HIGHS

<p><b>#32 TIA FALERU</b></p> <p>POINTS 24, 5, vs. Alabama, 1/13/13</p> <p>REBOUNDS 12 at Mississippi State, 2/12/12</p> <p>FIELD GOALS 10, vs. Alabama, 1/13/13</p> <p>FREE THROWS 7, vs. Missouri, 1/20/13</p> <p>THREE-POINTERS 2, 2x, last vs. Arkansas, 1/31/13</p> <p>ASSISTS 5, vs. UMass, 12/8/12</p> <p>STEALS 5, vs. Lamar, 11/19/12</p> <p>BLOCKS 1, 10x, last at Florida, 1/24/13</p>	<p>POINTS 24, 5, vs. Alabama, 1/13/13</p> <p>REBOUNDS 10, 2x, last at LSU, 1/3/13</p> <p>FIELD GOALS 10, vs. Alabama, 1/13/13</p> <p>FREE THROWS 7, vs. Missouri, 1/20/13</p> <p>THREE-POINTERS 2, vs. Arkansas, 1/31/13</p> <p>ASSISTS 5, vs. UMass, 12/8/12</p> <p>STEALS 5, vs. Lamar, 11/19/12</p> <p>BLOCKS 1, 7x, last at Florida, 1/24/13</p>
--	--

<p><b>#42 MONIQUE JACKSON</b></p> <p>POINTS 8, 2x, last at Auburn, 1/10/12</p> <p>REBOUNDS 13, at Florida, 1/24/13</p> <p>FIELD GOALS 3, 5x, last at Hofstra, 12/21/12</p> <p>FREE THROWS 3, 3x, last at Florida, 1/24/13</p> <p>THREE-POINTERS</p> <p>ASSISTS 2, 2x, last at LSU, 1/3/13</p> <p>STEALS 3, at LA Tech, 12/1/12</p> <p>BLOCKS 4 at Lipscomb, 12/16/11</p>	<p>POINTS 8, 2x, last at Auburn, 1/10/12</p> <p>REBOUNDS 13, at Florida, 1/24/13</p> <p>FIELD GOALS 3, 5x, last at Hofstra, 12/21/12</p> <p>FREE THROWS 3, 2x, last at Florida, 1/24/13</p> <p>vs. MVSU, 11/27/12</p> <p>THREE-POINTERS</p> <p>ASSISTS 2, at LSU, 1/3/13</p> <p>STEALS 3, at LA Tech, 12/1/12</p> <p>BLOCKS 2, vs. Lipscomb, 11/29/12</p>
--	---

# TELEVISION/RADIO ROSTER



**3** VALENCIA McFARLAND  
Jr. • PG • 5-4



**10** DIARA MOORE  
Jr. • G • 5-7



**11** KENYOTTA JENKINS  
Jr. • F • 5-10



**12** GRACIE FRIZZELL  
RS-Fr. • G • 5-10



**14** MAGGIE McFERRIN  
Sr. • G • 5-7



**20** AMBER SINGLETARY  
So. • PG • 5-9



**21** DESTINI PRICE  
Fr. • F • 6-0



**22** DANIELLE McCRAY  
So. • F • 6-1



**25** COURTNEY MARBRA  
Sr. • F • 6-1



**32** TIA FALERU  
So. • F • 6-0



**42** MONIQUE JACKSON  
So. • F • 6-1



**HC** BRETT FRANK  
1st year (SOSU, '95)

# 2012-13 OLE MISS BOX SCORES

## Game #1 • November 9, 2012

### Ole Miss 95, SELA 85

SELA	FG	3P	FT	R	TP	A	B	S
02 Gibson, Aja*	3-4	0-0	1-2	4	7	1	0	0
45 Simmons, Brandi*	1-5	0-0	1-3	4	3	2	0	2
22 Mims, Taylor*	1-3	0-0	3-6	1	5	3	0	1
23 Hoskins, Jameika*	4-13	0-4	4-7	7	12	2	0	3
24 Miller, Symone*	4-8	1-2	7-10	6	16	0	0	1
01 Epting, Courtney	1-2	0-0	0-0	1	2	0	0	0
11 Styles, Elizabeth	5-9	1-1	10-11	2	21	2	0	1
13 Hernandez, Erica	0-3	0-2	0-0	1	0	0	0	0
20 Morris, Cierra	1-2	0-1	2-4	2	4	1	0	0
30 Pool, Nanna	6-8	0-0	3-4	6	15	0	0	0
TEAM				7				
Totals.....	26-57	2-10	31-47	41	85	11	0	8

OLE MISS	FG	3P	FT	R	TP	A	B	S
22 McCray, Danielle*	0-0	0-0	0-0	1	0	0	0	0
25 Marbra, Courtney*	5-6	0-0	2-5	5	12	1	0	1
03 McFarland, Valencia*	2-6	0-0	0-2	4	4	5	1	2
10 Moore, Diara*	7-13	2-4	9-13	7	25	1	0	0
12 Frizzell, Gracie*	2-13	2-8	4-6	5	10	0	0	1
11 Jenkins, Kenyotta	6-10	0-0	1-3	10	13	1	0	0
14 McFerrin, Maggie	2-5	1-4	3-4	1	8	3	0	0
20 Singletary, Amber	3-7	2-4	3-4	1	11	2	0	1
21 Price, Destini	0-0	0-0	0-0	0	0	0	0	0
32 Faleru, Tia	4-8	0-0	1-2	3	9	1	0	1
42 Jackson, Monique	1-3	0-0	1-2	2	3	0	1	0
TEAM				4				
Totals.....	32-71	7-20	24-41	43	95	14	2	6

Officials: Beverly Roberts, Mike Riggs, Angel Stanton

Technical fouls: SELA-None. Ole Miss-TM.

Attendance: 1813

Score by Periods	1st	2nd	Total
SELA	42	43	85
Ole Miss	46	49	95

## Game #3 • November 19, 2012

### Lamar 85, Ole Miss 71

LAMAR	FG	3P	FT	R	TP	A	B	S
24 Robinson, Alice*	2-5	0-0	0-1	4	4	0	1	1
25 Edwards, Dominique*	8-10	2-3	3-5	5	21	0	0	0
01 Ayers, Gia*	1-8	0-2	2-2	4	4	13	0	1
05 Loyd, Kalis*	12-15	1-1	2-4	9	27	6	1	3
14 Baylor, Carenn*	6-9	1-2	1-1	4	14	4	1	1
12 Booker, Asia	0-1	0-1	0-0	0	0	0	0	0
15 Adesulu, Caroline	0-0	0-0	0-0	0	1	0	0	0
30 Hays, Taylor	1-2	1-1	0-0	4	1	0	1	1
32 Long, Shauna	2-3	1-2	5-6	0	10	0	0	0
44 Henderson, Jasmin	1-4	0-2	0-0	3	2	0	0	1
TEAM				4				
Totals.....	33-57	6-14	13-19	37	85	23	4	8

OLE MISS	FG	3P	FT	R	TP	A	B	S
22 McCray, Danielle*	1-4	0-1	4-4	9	6	0	0	1
25 Marbra, Courtney*	0-2	0-0	1-2	4	1	1	0	0
03 McFarland, Valencia*	1-8	0-1	1-2	5	3	6	0	3
10 Moore, Diara*	3-12	1-5	3-7	3	10	4	0	0
12 Frizzell, Gracie*	6-11	5-9	4-4	0	21	0	0	2
11 Jenkins, Kenyotta	5-8	0-0	1-2	2	11	0	0	0
14 McFerrin, Maggie	0-2	0-2	0-0	1	0	1	0	0
20 Singletary, Amber	3-6	2-3	0-0	1	8	1	0	2
32 Faleru, Tia	1-6	0-2	3-4	1	5	0	0	5
42 Jackson, Monique	3-6	0-0	0-1	7	6	0	0	0
TEAM				6				
Totals.....	230-65	8-23	17-26	39	71	13	0	13

Officials: Jesse Dickerson, Carla Fountain, Kyle Galloway

Technical fouls: Lamar-None. Ole Miss-None.

Attendance: 402

Score by Periods	1st	2nd	Total
Lamar	41	44	85
Ole Miss	28	43	71

## Game #2 • November 16, 2012

### Ole Miss 67, Northwestern State 51

Northeastern State	FG	3P	FT	R	TP	A	B	S
13 Perez, Janelle*	3-8	1-3	0-1	1	7	3	0	4
20 Ausmer, Arianne*	0-0	0-0	2-2	6	2	2	0	1
21 Upchruch, Jasmine*	5-9	0-0	3-4	5	13	0	0	1
23 Johnson, Markeisha*	2-5	0-0	0-2	1	4	1	0	0
24 Bradley, Jasmine*	3-5	2-2	2-2	5	10	1	0	2
01 Lee, Keisha	3-7	1-3	1-2	0	8	0	0	1
02 Williams, Tiandra	1-3	0-1	0-0	1	2	0	0	1
11 Fuller, Breanna	2-2	0-0	1-2	2	5	0	0	0
30 Westerfield, Danielle	0-2	0-0	0-0	0	0	0	0	1
TEAM				4				
Totals.....	19-41	4-9	9-15	25	51	7	0	11

Ole Miss	FG	3P	FT	R	TP	A	B	S
03 McFarland, Valencia*	6-10	0-1	0-1	2	12	3	0	5
10 Moore, Diara*	4-9	3-7	2-2	4	13	2	0	3
12 Frizzell, Gracie*	3-5	0-2	3-4	2	9	1	0	2
22 McCray, Danielle*	1-2	0-1	0-0	0	3	2	3	0
25 Marbra, Courtney*	1-2	0-0	2-3	5	4	1	0	3
11 Jenkins, Kenyotta	2-4	1-1	2-2	4	7	1	0	0
14 McFerrin, Maggie	0-2	0-2	0-0	1	0	1	0	1
20 Singletary, Amber	0-2	0-2	0-0	0	0	1	0	0
21 Price, Destini	0-0	0-0	0-0	1	0	0	0	0
32 Faleru, Tia	4-7	0-1	5-6	4	13	2	1	3
42 Jackson, Monique	3-3	0-0	1-3	0	7	0	0	2
TEAM				2				
Totals.....	24-46	4-17	15-21	25	67	13	1	19

Officials: Mary Day, Sue Blanch, Metta Roberts

Technical fouls: Northwestern State-None. Ole Miss-None.

Attendance: 3866

Score by Periods	1st	2nd	Total
Northwestern State	24	27	51
Ole Miss	35	32	67

## Game #4 • November 27, 2012

### Ole Miss 62, MVSU 60

MVSU	FG	3P	FT	R	TP	A	B	S
22 Frank, Alia*	6-18	0-1	2-2	7	14	5	1	4
31 Sanders, Jasmyne*	3-9	0-0	2-3	5	8	0	1	1
11 Sanders, Joncyee*	1-11	0-2	0-1	6	2	10	1	5
15 Jefferson, Davina*	3-7	1-2	1-4	3	8	2	0	1
20 Stallings, Lenise*	3-8	3-7	2-2	3	11	0	0	1
12 Kennedy, Olivia	2-2	1-1	0-0	1	5	0	0	0
14 Clemons, Khristina	1-2	0-0	0-0	2	2	0	0	0
21 Weathers, A'Shanti	1-3	0-2	0-0	0	2	0	0	1
23 Silas, Derita	1-4	1-2	0-0	1	3	0	0	1
30 Walker, Dominique	2-3	0-0	1-2	2	5	0	0	0
TEAM				7				
Totals.....	23-67	6-17	8-14	37	60	17	3	14

OLE MISS	FG	3P	FT	R	TP	A	B	S
11 Jenkins, Kenyotta*	1-4	0-0	3-4	6	5	1	0	0
25 Marbra, Courtney*	2-4	0-0	3-4	10	7	0	1	1
03 McFarland, Valencia*	6-11	0-3	0-0	2	12	0	0	0
10 Moore, Diara*	4-13	0-4	7-7	5	15	2	0	0
12 Frizzell, Gracie*	2-10	1-7	0-0	4	5	0	0	2
14 McFerrin, Maggie	0-1	0-1	0-0	2	0	1	0	0
20 Singletary, Amber	1-6	0-3	0-0	1	2	2	0	0
22 McCray, Danielle	2-6	0-0	7-8	12	11	0	0	0
42 Jackson, Monique	1-5	0-0	3-4	5	5	0	0	2
TEAM				6				
Totals.....	19-60	1-18	23-27	53	62	4	1	7

Officials: Lawson Newton, Eric Koch, Nick Marshall

Technical fouls: Mississippi Valley S-None. Ole Miss-None.

Attendance: 468

Score by Periods	1st	2nd	Total
Mississippi Valley S	23	37	60
Ole Miss	31	31	62

# 2012-13 OLE MISS BOX SCORES

## Game #5 • November 29, 2012

### Ole Miss 68, Lipscomb 48

	FG	3P	FT	R	TP	A	B	S
Lipscomb								
44 McMEANS, Chelsea*	0-2	0-0	0-0	3	0	0	0	0
50 BANKS, Alex*	0-5	0-2	0-0	2	0	0	0	0
10 SMITH, Kelli*	2-5	1-3	0-0	4	5	1	0	0
30 PHILLIPS, Hannah*	3-13	1-5	0-0	3	7	1	0	2
34 STASTNY, Presley*	7-14	1-6	0-0	3	15	0	0	0
02 CHARPENTIER, Mallory	2-2	0-0	0-0	2	4	2	0	0
04 WRIGHT, Jana	3-3	0-0	1-2	0	0	1	0	1
14 POUENGUE, Helena	0-1	0-1	0-0	1	0	0	0	0
20 BURNETTE, Shanice	0-1	0-1	0-0	1	0	0	0	0
22 SMITH, O'Neisha	0-1	0-0	1-3	2	1	0	0	0
40 SCARBROUGH, Natalie	0-2	0-1	0-0	0	0	0	0	0
42 REECE, Jess	1-3	0-0	1-2	3	3	0	0	0
51 ROBINSON, Sasha	0-3	0-0	0-2	2	4	1	1	0
54 THORNSBERRY, Erika	1-3	0-1	2-2	1	4	0	0	0
Team				8				
Totals.....	19-58	3-20	5-11	35	46	6	0	3

	FG	3P	FT	R	TP	A	B	S
OLE MISS								
11 Jenkins, Kenyotta*	3-7	0-2	3-6	10	9	3	0	1
25 Marbra, Courtney*	0-1	0-0	2-2	5	2	0	1	1
03 McFarland, Valencia*	6-13	1-5	1-2	2	14	5	0	4
10 Moore, Diara*	4-11	1-4	3-4	5	12	1	0	0
12 Frizzell, Gracie*	1-4	0-2	0-0	2	2	3	0	1
14 McFerrin, Maggie	1-5	1-3	0-0	1	3	1	0	0
20 Singletary, Amber	1-4	1-1	0-0	2	3	0	0	0
22 McCray, Danielle	4-11	0-1	1-2	14	9	1	0	1
32 Faleru, Tia	1-4	0-0	4-4	1	6	0	0	0
42 Jackson, Monique	3-8	0-0	2-2	6	8	0	2	0
Team				5				
Totals.....	24-68	4-18	16-22	53	68	14	3	9

Officials: Mark Zentz, Laura C. Morris, Troy Winders

Technical fouls: Lipscomb-None. Ole Miss-None.

Attendance: 371

Score by Periods	1st	2nd	Total
Lipscomb	24	22	46
Ole Miss	27	41	68

## Game #7 • December 8, 2012

### Ole Miss 71, UMass 59

	FG	3P	FT	R	TP	A	B	S
UMass								
23 Timbilla, Rashida*	4-8	0-1	2-3	4	10	0	0	0
24 Mital, Emily*	2-11	1-7	2-2	5	7	4	0	1
25 Montgomery, Dee*	2-9	1-2	0-0	3	5	3	0	3
32 Watson, Jasmine*	9-15	0-0	1-5	6	19	2	1	0
41 Bomben, Kiara*	1-4	0-1	3-4	6	5	4	0	1
01 Henry, Nola	0-4	0-2	0-0	2	0	2	0	0
04 Pierre-Louis, Kim	1-2	0-0	2-2	4	4	0	0	0
05 Jordan, Adriana	0-0	0-0	0-0	0	0	0	0	0
10 Harris, Jasmine	0-1	0-0	0-0	1	0	0	0	0
34 Rodney, Aisha	2-2	0-0	2-2	2	6	0	0	0
44 Niggeling, Millie	1-5	1-2	0-0	7	3	0	0	0
TEAM				5				
Totals.....	22-61	3-15	12-18	45	59	15	1	5

	FG	3P	FT	R	TP	A	B	S
Ole Miss								
23 Timbilla, Rashida*	4-8	0-1	2-3	4	10	0	0	0
03 McFarland, Valencia*	3-9	0-3	6-8	5	12	5	0	1
10 Moore, Diara*	7-18	1-4	0-0	3	15	2	1	2
11 Jenkins, Kenyotta*	1-2	0-0	0-0	5	2	0	0	1
12 Frizzell, Gracie*	0-5	0-4	0-0	0	0	0	0	1
25 Marbra, Courtney*	1-3	0-0	0-2	4	2	0	0	0
14 McFerrin, Maggie	0-1	0-1	0-0	1	0	2	0	0
20 Singletary, Amber	0-4	0-2	1-2	0	1	0	0	0
22 McCray, Danielle	6-14	0-0	4-5	5	16	2	3	1
32 Faleru, Tia	6-8	0-1	5-7	6	17	5	1	4
42 Jackson, Monique	3-5	0-0	0-0	6	6	0	0	0
TEAM				10				
Totals.....	27-69	1-15	16-24	45	71	16	5	10

Officials: Felicia Grinter, Amy Bonner, Rod Creech

Technical fouls: UMass-None. Ole Miss-None.

Attendance: 573

Score by Periods	1st	2nd	Total
UMASS	30	29	59
Ole Miss	21	50	71

## Game #8 • December 16, 2012

### Ole Miss 63, Belmont 48

	FG	3P	FT	R	TP	A	B	S
Belmont								
10 CARROLL, Katie*	1-3	0-2	0-0	1	2	0	0	0
12 COLEMAN, Jordan*	7-13	0-0	0-0	11	14	3	0	2
20 ERNST, Molly*	0-9	0-8	0-0	1	0	2	0	0
32 BROOKS, Katie*	3-8	0-0	0-0	2	6	6	1	0
50 VISBEEN, Alyssa*	4-11	1-3	2-2	5	11	0	0	1
01 TARRENCE, Adrienne	2-3	0-0	0-0	2	4	1	0	1
04 DOWNS, Julianne	1-1	1-1	0-0	1	3	0	0	0
13 LUFFMAN, Jordyn	2-6	0-2	4-6	4	8	2	0	3
23 VAUGHT, Torie	0-1	0-0	0-0	1	2	0	0	0
30 BRYCE, Blair	0-2	0-0	0-0	0	0	0	0	1
TEAM				3				
Totals.....	20-57	2-16	6-8	31	48	14	1	8

	FG	3P	FT	R	TP	A	B	S
Ole Miss								
03 McFarland, Valencia*	3-9	0-1	6-6	6	12	2	0	1
10 Moore, Diara*	2-11	0-4	8-9	9	12	4	0	2
11 Jenkins, Kenyotta*	3-5	0-0	0-0	1	6	0	0	2
12 Frizzell, Gracie*	0-5	0-2	2-2	3	2	1	0	1
25 Marbra, Courtney*	3-6	0-0	0-1	7	6	1	0	2
14 McFerrin, Maggie	0-1	0-1	0-0	0	0	0	0	0
22 McCray, Danielle	4-9	0-1	0-3	4	8	0	0	3
32 Faleru, Tia	5-8	1-2	2-2	4	13	1	0	1
42 Jackson, Monique	1-3	0-0	2-4	5	4	0	1	2
TEAM				8				
Totals.....	21-57	1-11	20-27	47	63	9	1	4

Officials: Tina Napier, Charlie Hust, Rob Flessler

Technical fouls: Belmont-None. Ole Miss-None.

Attendance: 413

Score by Periods	1st	2nd	Total
Belmont	22	26	48
Ole Miss	26	37	63

## Game #6 • December 1, 2012

### LA Tech 57, Ole Miss 54

	FG	3P	FT	R	TP	A	B	S
Ole Miss								
25 Marbra, Courtney*	0-3	0-0	0-0	5	0	1	1	1
03 McFarland, Valencia*	7-17	0-3	1-2	3	15	3	1	8
10 Moore, Diara*	2-11	1-4	2-2	3	7	1	0	1
11 Jenkins, Kenyotta*	4-6	0-0	0-0	7	8	0	1	0
12 Frizzell, Gracie*	2-5	1-3	0-0	4	5	0	0	1
14 McFerrin, Maggie	0-1	0-1	0-0	0	0	0	0	0
20 Singletary, Amber	3-7	0-2	2-2	3	8	0	0	0
22 McCray, Danielle	1-6	0-1	0-0	3	2	1	1	1
32 Faleru, Tia	1-4	0-0	1-2	1	3	0	0	2
42 Jackson, Monique	2-5	0-0	2-3	5	6	0	1	3
TEAM				6				
Totals.....	22-65	2-14	8-11	40	54	6	5	17

	FG	3P	FT	R	TP	A	B	S
LA Tech								
02 Frazier, Whitney*	5-11	3-5	2-4	4	15	0	0	3
03 Bryant, Jasmine*	6-9	0-0	2-3	7	14	4	1	1
10 Lewis, Brittany*	6-12	0-1	0-2	10	12	1	0	1
01 Borum, Janay*	1-5	0-0	0-1	5	2	3	0	2
23 Perry, Lulu*	4-14	2-6	2-4	5	12	2	0	0
00 Hayes, Courtney	0-2	0-0	0-0	0	0	0	0	1
21 Andrews, Kanedria	1-3	0-1	0-0	3	2	1	0	1
TEAM				11				
Totals.....	23-56	5-13	6-14	45	57	11	1	9

Officials: Marc Merritt; Darci Doll; Bobby Jarmon

Technical fouls: Ole Miss-None. Louisiana Tech-None.

Attendance: 4785

Score by Periods	1st	2nd	Total
Ole Miss	22	32	54
Louisiana Tech	30	27	57

# 2012-13 OLE MISS BOX SCORES

## Game #9 • December 18, 2012

### Cleveland State 67, Ole Miss 55

Ole Miss	FG	3P	FT	R	TP	A	B	S
11 Jenkins, Kenyotta*	1-6	0-1	0-0	2	2	0	0	0
25 Marbra, Courtney*	1-10	0-1	3-4	15	5	0	1	4
03 McFarland, Valencia*	4-13	1-5	0-0	4	9	4	0	2
10 Moore, Diara*	0-1	0-1	0-0	3	0	2	0	1
12 Frizzell, Gracie*	4-11	3-8	0-0	3	11	0	0	0
14 McFerrin, Maggie	2-6	2-5	2-2	1	8	0	0	3
22 McCray, Danielle	1-10	0-1	2-3	5	4	2	0	0
32 Faleru, Tia	7-15	0-1	0-1	3	14	1	0	3
42 Jackson, Monique	1-5	0-0	0-0	3	2	0	0	0
TEAM				7				
Totals.....	21-77	6-23	7-10	46	55	9	1	13

Cleveland State	FG	3P	FT	R	TP	A	B	S
01 GORDON, Imani*	3-7	0-0	6-7	8	12	2	1	3
31 WINTON, Shalonda*	5-15	0-3	7-8	9	17	3	3	2
15 COLEMAN, Cori*	7-11	4-6	2-4	5	20	3	1	0
21 GREEN, Kiersten*	3-4	0-1	4-4	2	10	2	0	2
30 KING, Honesty*	3-8	2-4	0-0	6	8	2	0	0
04 AIDEYMAN, Adesuwa	0-1	0-1	0-0	0	0	0	0	0
14 MONTGOMERY, Kaila	0-0	0-0	0-0	0	0	0	0	0
23 FLANAGAN, Jasmine	0-0	0-0	0-0	0	0	0	0	0
40 SCHMITT, Haley	0-2	0-1	0-0	5	0	0	0	0
TEAM				6				
Totals.....	21-48	6-16	19-23	41	67	12	5	7

Officials: Mike McConnell, Angie Enlund, Kevin Pethel  
 Technical fouls: Ole Miss-None. Cleveland State-None.

Attendance: 203

Score by Periods	1st	2nd	Total
Ole Miss	19	36	55
Cleveland State	30	37	67

## Game #11 • December 22, 2012

### Northwestern 73, Ole Miss 59

Ole Miss	FG	3P	FT	R	TP	A	B	S
25 Marbra, Courtney*	1-2	0-0	2-2	7	4	1	1	2
32 Faleru, Tia*	1-6	0-0	2-4	3	4	1	0	1
03 McFarland, Valencia*	4-13	2-4	2-4	7	12	6	0	1
11 Jenkins, Kenyotta*	2-7	0-0	2-2	6	6	0	1	2
12 Frizzell, Gracie*	4-11	3-6	5-6	2	16	0	0	1
20 Singletary, Amber	7-18	4-10	0-0	3	18	2	0	3
22 McCray, Danielle	4-9	1-1	0-0	5	9	0	0	1
42 Jackson, Monique	0-1	0-0	0-0	0	4	0	0	0
TEAM				7				
Totals.....	23-67	10-21	13-18	40	69	10	2	11

Northwestern	FG	3P	FT	R	TP	A	B	S
11 Douglas, Lauren*	7-16	0-1	5-7	3	19	0	2	1
4 Hackney, Kendall*	11-14	4-5	0-0	9	26	2	0	1
31 Diamant, Dannielle*	1-5	1-3	3-5	12	6	2	1	1
33 Brookshire, Devon*	0-3	0-1	0-0	2	0	2	1	1
42 Roser, Karly*	4-8	0-1	3-3	2	11	10	0	1
23 Hale, Inesha	0-1	0-0	0-1	2	0	1	0	0
40 Popovec, Kate	1-4	0-0	0-0	2	2	0	1	0
5 Cohen, Alex	1-1	0-0	7-8	3	9	0	3	0
TEAM				4				
Totals.....	25-52	5-11	18-24	38	73	17	8	5

Officials: Mark Zentz, Kevin Sparrock, Heather C. Browne  
 Technical fouls: Ole Miss-None. Northwestern-TEAM.

Attendance: 143

Score by Periods	1st	2nd	Total
Ole Miss	28	41	69
Northwestern	36	37	73

## Game #12 • December 29, 2012

### McNeese State 80, Ole Miss 75

McNeese State	FG	3P	FT	R	TP	A	B	S
32 JAMES, Arianna*	4-9	0-0	0-0	7	8	2	0	0
10 BAGGETT, Ashlyn*	12-25	5-8	3-5	5	32	2	1	1
11 BAGGETT, Caitlyn*	2-6	0-0	6-9	6	10	7	0	0
12 VERDIN, Alaina*	2-14	0-1	4-4	5	1	1	2	2
30 OKOYE, Cecilia*	4-6	0-0	4-7	12	12	0	4	2
01 BAGGETT, Allison	1-5	0-3	0-0	0	2	1	0	0
03 JOHNSON, Jaylyn	2-5	1-2	0-0	2	5	2	0	0
33 MINOR, Adrienne	0-0	0-0	1-2	2	1	0	0	0
44 RILEY, Shalyn	1-1	0-0	0-0	1	2	0	0	0
45 JONES, NeTayna	0-0	0-0	0-0	0	0	0	0	0
TEAM				7				
Totals.....	28-71	6-14	18-27	47	80	15	7	5

Ole Miss	FG	3P	FT	R	TP	A	B	S
11 Jenkins, Kenyotta*	4-6	0-0	1-1	11	9	1	4	1
25 Marbra, Courtney*	3-6	0-0	0-0	3	6	0	0	0
03 McFarland, Valencia*	7-16	0-0	6-7	2	20	8	0	4
10 Moore, Diara*	1-9	0-5	1-2	5	3	0	0	0
12 Frizzell, Gracie*	5-12	4-10	0-0	1	14	1	1	0
14 McFerrin, Maggie	0-1	0-1	0-0	0	0	0	0	0
20 Singletary, Amber	2-5	2-3	0-0	4	6	4	1	0
22 McCray, Danielle	1-9	0-0	0-0	7	2	0	0	0
32 Faleru, Tia	6-15	0-2	3-4	10	15	1	1	3
42 Jackson, Monique	0-2	0-0	0-0	3	2	0	0	0
TEAM				8				
Totals.....	29-81	6-21	11-14	54	75	15	7	8

Officials: Eric Koch, Melanie Davis, Bryan Morrow

Technical fouls: McNeese State-TEAM. Ole Miss-None.

Attendance:

Score by Periods	1st	2nd	Total
McNeese State	37	43	80
Ole Miss	38	37	75

## Game #10 • December 21, 2012

### Hofstra 72, Ole Miss 63

Ole Miss	FG	3P	FT	R	TP	A	B	S
25 Marbra, Courtney*	6-11	0-0	0-0	9	12	1	0	1
32 Faleru, Tia*	4-14	0-2	1-3	9	9	2	0	1
03 McFarland, Valencia*	1-10	0-3	5-6	4	7	9	0	3
11 Jenkins, Kenyotta*	2-4	0-0	2-3	6	6	0	2	0
12 Frizzell, Gracie*	3-8	2-6	0-0	0	8	1	1	2
14 McFerrin, Maggie	1-2	1-2	0-0	1	3	1	0	0
20 Singletary, Amber	2-6	1-4	0-0	2	5	2	0	0
22 McCray, Danielle	3-7	0-2	1-4	2	7	2	1	1
42 Jackson, Monique	3-6	0-0	0-0	4	6	0	1	2
TEAM				8				
Totals.....	25-68	4-19	9-16	45	63	17	5	10

Hofstra	FG	3P	FT	R	TP	A	B	S
30 Evans, Shante*	9-18	0-0	3-5	16	21	3	1	2
40 Onyeukwu, Anma*	9-13	0-1	0-0	7	18	2	0	1
02 Bond, Candace*	3-8	0-2	2-2	8	8	1	2	2
05 Thomas, Andreana*	0-7	0-2	3-6	5	3	10	1	2
12 Carter, Alexis*	2-8	0-4	0-0	3	4	0	0	0
01 Jackson, Asia	3-9	2-3	3-4	1	11	1	0	3
03 Epps, Sydney	0-0	0-0	0-0	0	0	0	0	0
04 Sherrill, Ruth	0-1	0-0	0-0	0	0	0	0	0
24 Thomas-Palmer, Dee	0-0	0-0	0-0	0	1	0	0	0
32 Payton, Annie	2-9	0-2	3-4	2	7	2	2	0
TEAM				7				
Totals.....	28-73	2-14	14-21	49	72	17	6	10

Officials: Lawson Newton, Joseph Vaszily and Mark Behrens

Technical fouls: Ole Miss-None. Hofstra-None.

Attendance: 258

Score by Periods	1st	2nd	Total
Ole Miss	30	33	63
Hofstra	28	44	72

# 2012-13 OLE MISS BOX SCORES

## Game #13 • December 30, 2012

### Ole Miss 61, Eastern Michigan 58

Ole Miss	FG	3P	FT	R	TP	A	B	S
11 Jenkins, Kenyotta*	3-8	0-0	8-10	8	14	1	4	1
21 Price, Destini*	0-2	0-1	0-0	0	0	1	0	0
25 Marbra, Courtney*	3-3	0-0	2-2	4	2	0	2	0
03 McFarland, Valencia*	4-7	1-2	7-8	8	16	5	0	5
12 Frizzell, Gracie*	0-7	0-5	0-0	0	0	2	0	0
10 Moore, Diara	3-9	1-2	3-3	3	10	2	0	1
14 McFerrin, Maggie	1-3	1-3	0-0	0	3	0	0	0
20 Singletary, Amber	1-2	1-1	2-2	1	5	0	0	0
22 McCray, Danielle	1-2	1-1	0-2	3	3	1	0	0
32 Faleru, Tia	3-7	0-1	2-2	1	8	1	0	2
42 Jackson, Monique	0-1	0-0	0-2	6	0	0	0	0
TEAM				5				
Totals.....	16-51	5-16	24-31	39	61	13	4	9

Eastern Michigan	FG	3P	FT	R	TP	A	B	S
14 STONE, Sara*	3-8	0-0	3-4	9	9	0	0	1
50 WATKINS, Natachia*	3-13	1-1	2-4	7	9	6	0	3
34 HAIRSTON, India*	3-8	0-0	0-1	9	6	1	0	3
01 BIRD, Taylor*	4-10	3-7	0-0	3	11	2	0	2
11 THOMAS, Desyree*	5-6	0-0	0-0	3	10	5	0	3
05 COLLINS, Iesha	0-1	0-0	0-0	2	0	3	0	1
20 BOGARD, Amber	1-2	0-0	1-2	0	3	0	0	0
21 TATE, Miranda	2-11	0-6	0-0	4	4	0	0	1
44 BRAZZLE, Denaya	0-1	0-0	0-0	0	0	0	0	0
52 HITE, Chelsea	3-4	0-0	0-0	1	6	0	1	0
TEAM				5				
Totals.....	24-64	4-14	6-11	43	58	17	1	14

Officials: Rob Fessler, Melanie Davis, Bryan Morrow  
 Technical fouls: Ole Miss-None. Eastern Michigan-None.  
 Attendance: 773  
 Score by Periods: 1st 2nd Total  
 Ole Miss 35 26 61  
 Eastern Michigan 31 27 58

## Game #15 • January 6, 2013

### Vanderbilt 76, Ole Miss 57

Vanderbilt	FG	3P	FT	R	TP	A	B	S
05 SCHRANN, Kady*	6-6	1-1	2-2	1	15	1	0	0
10 FOGGIE, Christina*	5-13	2-9	1-2	2	13	3	1	1
11 LISTER, Jasmine*	4-9	3-5	2-2	3	13	10	0	1
30 BROWN, Elan*	1-2	0-0	2-2	7	4	3	1	1
34 CLARKE, Tiffany*	11-20	0-0	3-5	13	25	1	2	1
03 BOWE, Heather	2-2	0-0	0-0	3	4	1	0	0
04 MORRISON, Maggir	0-0	0-0	0-0	0	0	0	0	0
25 BATEY, Morgan	1-2	0-0	0-0	2	2	1	0	0
32 SMITH, Gabby	0-0	0-0	0-0	1	0	1	0	0
44 LONG, Rayte'a	0-1	0-0	0-0	0	0	1	0	0
TEAM				9				
Totals.....	30-55	6-15	10-13	41	76	21	4	4

Ole Miss	FG	3P	FT	R	TP	A	B	S
03 McFarland, Valencia*	4-10	0-2	0-0	5	8	5	0	2
10 Moore, Diara*	4-13	1-2	6-6	1	15	2	0	3
12 Frizzell, Gracie*	2-7	2-4	0-0	1	6	0	1	2
22 McCray, Danielle*	3-7	0-3	0-0	3	2	0	1	0
25 Marbra, Courtney*	2-3	0-0	0-0	4	4	0	0	1
11 Jenkins, Kenyotta	3-5	0-0	0-0	0	6	0	0	0
14 McFerrin, Maggie	0-0	0-0	0-0	1	0	0	0	0
20 Singletary, Amber	1-5	0-2	0-0	1	2	1	0	1
32 Faleru, Tia	4-14	0-1	2-4	7	10	0	0	0
42 Jackson, Monique	0-1	0-0	0-0	3	0	0	0	0
TEAM				3				
Totals.....	23-65	3-14	8-10	29	57	8	2	9

Officials: Beverly Roberts, Dennis Demayo, Angelica Suffern  
 Technical fouls: Vanderbilt-None. Ole Miss-None.  
 Attendance: 773  
 Score by Periods: 1st 2nd Total  
 Vanderbilt 40 36 76  
 Ole Miss 19 38 57

## Game #14 • January 3, 2013

### LSU 84, Ole Miss 89

Ole Miss	FG	3P	FT	R	TP	A	B	S
25 Marbra, Courtney*	3-7	0-0	3-4	7	9	0	3	0
03 McFarland, Valencia*	4-11	2-5	0-0	3	10	9	0	1
10 Moore, Diara*	3-9	1-3	4-6	3	11	2	0	1
11 Jenkins, Kenyotta*	1-3	0-0	0-0	3	2	2	0	0
12 Frizzell, Gracie*	5-8	5-7	2-2	1	17	2	0	0
20 Singletary, Amber	3-4	2-3	0-0	1	8	0	0	0
22 McCray, Danielle	2-5	0-2	0-0	5	4	3	0	1
32 Faleru, Tia	8-17	0-2	2-4	10	18	0	1	1
42 Jackson, Monique	0-1	0-0	0-0	4	3	2	0	0
TEAM				3				
Totals.....	29-65	10-22	11-16	40	79	17	4	4

LSU	FG	3P	FT	R	TP	A	B	S
55 PLAISANCE, Theresa*	4-13	0-0	4-6	5	12	1	4	1
03 LUTLEY, Bianca*	7-13	0-2	3-4	6	17	2	0	2
05 KENNEY, Jeanne*	3-6	1-1	0-0	3	7	6	0	4
10 WEBB, Adrienne*	5-12	1-4	3-4	2	14	3	0	0
32 BALLARD, Danielle*	8-19	0-1	8-9	12	24	4	0	2
01 YOUNGBLOOD, Derreyal	0-0	0-0	0-0	1	0	0	0	0
04 PEDERSEN, Anne	1-1	0-0	0-0	0	2	2	0	0
20 BAKER, Kuaneshia	0-0	0-0	0-0	0	0	0	0	0
23 MCKINNEY, Shanece	3-4	0-0	1-4	4	7	0	2	1
42 BOYKIN, Sheila	0-0	0-0	1-2	0	1	1	1	0
TEAM				7				
Totals.....	31-68	2-8	20-29	40	84	19	7	10

Officials: Scott Yarbrough, Mary Day, Bill Larence  
 Technical fouls: Ole Miss-None. LSU-YOUNGBLOOD, Derreyal.  
 Attendance: 4876  
 Score by Periods: 1st 2nd Total  
 Ole Miss 40 39 79  
 LSU 39 45 84

## Game #16 • January 10, 2013

### Auburn 76, Ole Miss 52

Ole Miss	FG	3P	FT	R	TP	A	B	S
22 McCray, Danielle*	2-4	0-1	0-0	3	4	1	0	2
25 Marbra, Courtney*	0-3	0-0	0-0	1	0	0	0	0
03 McFarland, Valencia*	3-5	1-1	4-4	5	11	0	0	1
10 Moore, Diara*	3-9	0-2	4-4	2	10	2	0	1
12 Frizzell, Gracie*	1-7	1-6	0-0	1	3	0	0	0
11 Jenkins, Kenyotta	0-0	0-0	0-0	0	0	0	0	0
14 McFerrin, Maggie	0-2	0-2	0-0	0	0	0	0	0
20 Singletary, Amber	1-10	0-3	0-0	2	2	4	0	0
32 Faleru, Tia	6-16	1-3	1-1	6	14	1	0	2
42 Jackson, Monique	3-3	0-0	2-3	4	8	0	1	1
TEAM				4				
Totals.....	19-59	3-18	11-12	28	52	8	1	7

Auburn	FG	3P	FT	R	TP	A	B	S
14 Alverson, Blanche*	9-14	5-9	0-0	9	23	4	0	2
32 Tanner, Tyrese*	6-9	0-0	2-2	3	14	0	2	1
34 Davis, Peyton*	1-2	0-0	1-4	5	3	0	0	1
00 Muhammad, Hasina*	11-18	0-0	0-1	8	22	2	0	2
03 Ouardad, Najat*	0-1	0-1	0-0	5	0	14	0	3
04 Sweeting, Cedricka	0-0	0-0	0-0	0	0	0	0	0
11 Strain, Courtney	0-3	0-2	0-0	0	0	0	0	1
20 West, Pascale	0-0	0-0	0-0	0	0	0	0	0
21 Clay, Chadarryl	1-4	0-0	0-0	0	2	3	0	1
22 King, Julie	0-2	0-0	0-0	1	0	0	0	0
35 Capers, Cabriana	1-1	0-0	0-0	0	2	0	0	0
44 Tanner, Tra'cee	5-8	0-0	0-0	6	10	1	3	1
TEAM				4				
Totals.....	34-62	5-12	3-7	41	76	18	5	12

Officials: Lawson Newton (R), Metta Roberts (U1), Carla Fountain (U2)  
 Technical fouls: Ole Miss-None. Auburn-None.  
 Attendance: 2150  
 Score by Periods: 1st 2nd Total  
 Ole Miss 27 25 52  
 Auburn 45 31 76

# 2012-13 OLE MISS BOX SCORES

## Game #17 • January 13, 2013

### Alabama 83, Ole Miss 75

Alabama	FG	3P	FT	R	TP	A	B	S
40 Horn, Kaneisha*	7-16	0-3	3-3	6	17	6	0	1
00 Simmons, Daisha*	3-10	1-4	4-4	3	11	6	0	2
03 Robinson, Jasmine*	4-13	0-2	2-3	6	10	2	0	0
10 Perkins, Meghan*	6-8	0-1	3-3	7	15	7	1	4
12 Myers, Shafontaye*	5-8	4-5	0-0	2	14	0	0	1
05 Farmer, Celiscia	0-1	0-0	0-0	3	0	0	0	0
11 Merritt, Jessica	0-1	0-0	0-0	1	0	0	0	0
13 Hegstetter, Nikki	0-0	0-0	0-0	0	0	0	0	0
15 Waters, Erika	0-0	0-0	0-0	2	0	0	0	0
25 Hutchen, Briana	0-1	0-0	2-4	3	2	0	0	0
30 Jack, Brittany	1-2	0-1	0-0	1	2	0	0	0
32 Mitcham, Alicia	4-7	0-0	4-5	6	12	1	0	0
TEAM				2				
Totals.....	30-67	5-16	18-22	42	83	22	1	8

Ole Miss	FG	3P	FT	R	TP	A	B	S
22 McCray, Danielle*	3-7	0-0	2-3	3	8	0	1	1
25 Marbra, Courtney*	1-6	0-0	1-2	7	3	0	0	2
03 McFarland, Valencia*	2-8	0-1	5-6	3	9	7	0	3
10 Moore, Diara*	4-13	1-4	8-10	4	17	5	0	1
12 Frizzell, Gracie*	2-4	0-2	3-4	0	7	1	0	0
11 Jenkins, Kenyotta	2-4	0-0	0-2	3	4	0	0	1
14 McFerrin, Maggie	0-0	0-0	0-0	1	0	0	0	0
20 Singletary, Amber	1-2	1-2	0-0	1	3	0	0	1
32 Faleru, Tia	10-18	1-3	3-5	5	24	1	0	0
42 Jackson, Monique	0-3	0-0	0-0	1	0	0	0	1
TEAM				13				
Totals.....	25-65	3-12	22-32	41	75	14	1	10

Officials: Bob Trammell, Cameron Inouye, Bill Larence  
 Technical fouls: Alabama-None. Ole Miss-None.

Attendance: 772

Score by Periods	1st	2nd	Total
Alabama	43	40	83
Ole Miss	30	45	75

## Game #18 • January 20, 2013

### Missouri 73, Ole Miss 72 (OT)

Missouri	FG	3P	FT	R	TP	A	B	S
13 Kulas,Bri*	9-15	3-6	2-3	10	23	3	0	0
45 Smith,Liz*	5-6	0-0	2-4	7	12	2	1	1
01 Doty,Lianna*	3-5	0-0	1-3	3	7	4	0	1
15 Simmons,Kyley*	1-6	1-5	0-0	2	3	3	0	2
21 Crafton,Sydney*	4-8	0-1	5-10	5	13	5	0	1
00 Saunders,Darian	1-2	0-0	0-0	0	2	0	0	0
10 Stock,Maddie	0-2	0-1	1-2	1	1	0	0	0
12 Hudyn,Michelle	0-0	0-0	0-0	0	0	0	0	0
30 Eye,Morgan	3-12	3-11	0-1	2	9	0	1	0
32 Priede,Liene	1-1	1-1	0-0	2	3	2	0	2
TEAM				15				
Totals.....	27-57	8-25	11-23	47	73	17	2	7

Ole Miss	FG	3P	FT	R	TP	A	B	S
22 McCray, Danielle*	3-6	1-2	1-3	10	8	2	0	0
25 Marbra, Courtney*	5-9	0-0	0-2	7	10	0	1	0
03 McFarland, Valencia*	6-21	1-6	4-4	2	17	8	0	1
10 Moore, Diara*	0-6	0-3	1-4	3	1	4	0	2
12 Frizzell, Gracie*	1-4	1-4	0-0	1	3	0	0	4
11 Jenkins, Kenyotta	1-1	1-1	0-0	2	3	0	0	1
20 Singletary, Amber	4-9	4-7	0-2	1	12	0	1	1
32 Faleru, Tia	5-11	0-2	7-10	6	17	0	0	1
42 Jackson, Monique	0-3	0-0	1-2	3	4	0	1	0
TEAM				8				
Totals.....	25-70	8-25	14-27	43	72	14	3	10

Officials: Mary Day, Jennifer Rezac, Luis Gonzalez

Technical fouls: Missouri-None. Ole Miss-None.

Attendance: 866

Score by Periods	1st	2nd	OT	Total
Missouri	32	30	11	73
Ole Miss	32	30	10	72

## Game #19 • January 24, 2013

### Ole Miss 88, Florida 81

Ole Miss	FG	3P	FT	R	TP	A	B	S
22 McCray, Danielle*	4-7	2-2	2-2	5	12	0	0	1
25 Marbra, Courtney*	3-4	0-0	2-5	4	8	0	0	0
03 McFarland, Valencia*	9-21	1-2	5-8	5	24	10	0	3
10 Moore, Diara*	3-10	3-3	4-6	5	13	3	0	1
12 Frizzell, Gracie*	4-10	4-7	0-0	3	12	1	0	1
11 Jenkins, Kenyotta	2-2	0-0	0-0	3	4	1	1	0
20 Singletary, Amber	0-1	0-0	0-0	0	0	2	1	1
32 Faleru, Tia	4-8	1-2	3-3	2	12	2	1	1
42 Jackson, Monique	0-2	0-0	3-6	13	4	0	1	1
TEAM				8				
Totals.....	29-65	11-16	19-30	48	88	19	4	9

Florida	FG	3P	FT	R	TP	A	B	S
03 Miller,January*	6-12	0-2	2-7	2	14	2	2	3
04 Needles,Carlie*	2-7	2-6	0-0	5	2	1	0	2
10 Bonds,Jaterra*	6-20	0-1	4-7	6	16	0	0	1
22 Lewis,Kayla*	9-13	1-3	4-5	7	23	0	1	1
40 Moss,Sydney*	4-9	0-0	4-4	7	12	2	1	2
25 Mercer,Christin	0-3	0-0	0-0	2	0	0	0	2
31 Svete,Lily	0-3	0-2	0-0	2	0	0	0	0
32 George,Jennifer	2-5	0-0	2-2	5	2	1	4	0
34 McIntyre,Vicky	1-6	0-0	2-2	4	4	0	0	0
TEAM				4				
Totals.....	30-78	3-14	18-27	44	81	8	10	11

Officials: Brian Hall, Eric Koch, Ed Sidlasky

Technical fouls: Ole Miss-None. Florida-None.

Attendance: 901

Score by Periods	1st	2nd	Total
Ole Miss	50	38	88
Florida	39	42	81

## Game #20 • January 27, 2013

### Mississippi State 72, Ole Miss 52

Ole Miss	FG	3P	FT	R	TP	A	B	S
22 McCray, Danielle*	3-8	0-1	4-4	6	10	1	0	0
25 Marbra, Courtney*	3-7	0-0	0-0	2	6	2	0	2
03 McFarland, Valencia*	2-13	0-1	3-6	9	7	6	0	4
10 Moore, Diara*	3-10	2-3	4-6	3	12	2	0	0
12 Frizzell, Gracie*	1-9	1-5	0-0	2	3	0	0	1
11 Jenkins, Kenyotta	0-0	0-0	0-0	3	0	0	0	0
14 McFerrin, Maggie	0-2	0-2	0-0	0	0	0	0	0
20 Singletary, Amber	0-1	0-1	1-2	0	1	2	0	1
32 Faleru, Tia	5-13	1-1	5-6	5	16	0	1	0
42 Jackson, Monique	1-3	0-0	0-0	3	2	0	0	0
TEAM				5				
Totals.....	18-66	4-14	17-24	38	57	13	1	8

Mississippi State	FG	3P	FT	R	TP	A	B	S
10 Martha Alwal*	10-13	0-0	3-4	12	23	0	5	0
23 Carnecia Williams*	4-7	0-0	3-4	5	11	2	2	0
02 Darriel Gaynor*	0-2	0-2	0-0	2	0	0	0	1
11 Katia May*	6-13	1-3	2-4	3	15	6	0	2
14 Kendra Grant*	8-12	0-0	4-4	6	20	1	0	2
12 Candace Foster	0-1	0-0	0-0	0	0	2	0	0
15 Brittany Young	0-1	0-0	0-0	2	0	0	0	0
21 Jerica James	1-2	1-1	0-0	2	3	2	0	0
24 J'Net Wash	0-0	0-0	0-0	0	0	0	1	0
44 Jessy Ward	0-1	0-1	0-0	0	0	0	0	0
TEAM				5				
Totals.....	29-52	2-7	12-16	37	72	13	8	5

Officials: Jesse Dickerson, Kelly Johnson, Rod Creech

Technical fouls: Ole Miss-None. Mississippi State-None.

Attendance: 1531

Score by Periods	1st	2nd	Total
Ole Miss	32	25	57
Mississippi State	26	46	72

# 2012-13 OLE MISS BOX SCORES

Game #21 • January 31, 2013  
Arkansas 77, Ole Miss 66

Arkansas	FG	3P	FT	R	TP	A	B	S
01 PEAK, Keira*	5-12	0-0	2-5	7	12	4	0	1
24 WILLIAMS, Quistelle*	5-8	0-0	2-2	6	12	1	1	0
42 BOWEN, Jhasmin*	6-11	0-0	2-3	4	14	0	0	1
11 BERNA, Calli*	1-7	1-4	0-1	6	3	8	1	0
12 WILSON, Dominique*	1-6	0-0	0-2	2	2	3	1	2
04 WATKINS, Sarah	11-15	0-1	6-7	5	28	0	1	0
14 GATLING, Erin	2-5	0-1	2-2	3	6	1	0	1
21 ROBINSON, Dominique	0-0	0-0	0-0	1	0	2	0	0
33 WOLFF, Melissa	0-0	0-0	0-0	1	0	0	1	0
TEAM				9				
Totals.....	31-64	1-6	14-22	44	77	19	5	5

Arkansas	FG	3P	FT	R	TP	A	B	S
22 McCray, Danielle*	3-6	1-2	0-0	3	3	2	1	0
25 Marbra, Courtney*	1-2	0-0	2-2	5	4	0	0	0
03 McFarland, Valencia*	4-13	0-1	3-4	8	11	6	0	1
10 Moore, Diara*	3-9	2-4	6-8	1	14	2	0	2
12 Frizzell, Gracie*	1-4	1-2	0-0	2	3	0	0	0
11 Jenkins, Kenyotta	1-7	0-1	5-6	2	7	0	0	0
14 McFerrin, Maggie	0-1	0-1	0-0	2	0	1	0	0
20 Singletary, Amber	1-4	0-2	0-0	0	2	1	0	1
32 Faleru, Tia	4-13	2-4	4-4	5	14	1	0	0
42 Jackson, Monique	2-3	0-0	0-0	3	4	0	0	1
TEAM				6				
Totals.....	20-62	6-17	20-24	37	66	13	1	5

Officials: Lisa Mattingly, Bryan Eterline, Felicia Grinter  
Technical fouls: Arkansas-None. Ole Miss-None.

Attendance: 590

Score by Periods	1st	2nd	Total
Arkansas	38	39	77
Ole Miss	35	31	66

**2012-13 Ole Miss Women's Basketball**  
**Ole Miss Combined Team Statistics (as of Jan 31, 2013)**  
**All games**

<b>RECORD:</b>	<b>OVERALL</b>	<b>HOME</b>	<b>AWAY</b>	<b>NEUTRAL</b>
ALL GAMES	8-13	6-5	1-6	1-2
CONFERENCE	1-7	0-4	1-3	0-0
NON-CONFERENCE	7-6	6-1	0-3	1-2

##	Player	gp-gs	min	avg	Total		3-Point		F-Throw		Rebounds				pf	dq	a	to	blk	stl	pts	avg	
					fg-fga	fg%	3fg-fga	3fg%	ft-fa	ft%	off	def	tot	avg									
32	Faleru, Tia	20-2	430	21.5	89-212	.42	7-30	.23	56-78	.71	44	48	92	4.6	57	1	20	38	6	31	241	12.1	
03	McFarland, Valenc	21-21	714	34.0	88-244	.36	10-50	.20	59-80	.73	22	72	94	4.5	35	0	112	41	2	55	245	11.7	
10	Moore, Diara	19-18	537	28.3	60-196	.30	20-68	.29	75-99	.75	31	41	72	3.8	28	0	43	53	1	21	215	11.3	
12	Frizzell, Gracie	21-21	531	25.3	49-160	.30	36-109	.33	23-28	.82	10	27	37	1.8	21	0	13	36	3	22	157	7.5	
22	McCray, Danielle	21-10	423	20.1	52-139	.37	6-23	.26	28-43	.65	47	61	108	5.1	47	2	19	35	8	14	138	6.6	
11	Jenkins, Kenyotta	21-11	318	15.1	47-99	.47	2-6	.33	28-41	.68	32	62	94	4.5	47	2	11	45	11	10	124	5.9	
20	Singletery, Amber	19-0	346	18.2	34-103	.33	20-55	.36	9-14	.64	9	15	24	1.3	24	0	22	21	3	14	97	5.1	
25	Marbra, Courtney	21-21	469	22.3	41-100	.41	0-1	.00	25-42	.59	63	57	120	5.7	63	3	8	30	11	21	107	5.1	
42	Jackson, Monique	21-0	284	13.5	27-72	.37	0-0	.00	17-32	.53	37	49	86	4.1	51	1	2	17	9	15	71	3.4	
14	McFerrin, Maggie	17-0	165	9.7	7-35	.20	6-31	.19	5-6	.83	3	10	13	0.8	11	0	11	15	0	5	25	1.5	
21	Price, Destini	3-1	8	2.7	0-2	.00	0-1	.00	0-0	.00	0	1	1	0.3	2	0	1	3	0	0	0	0.0	
Team											65	51	116					3					
Team											9	7	16					1					
Total.....		21	4225		494-136	.36	107-374	.28	325-463	.70	372	501	873	41.6	387	9	262	339	54	208	142	67.6	
Opponents.....		21	4225		553-126	.43	86-286	.30	271-411	.65	288	562	850	40.5	379	-	325	387	79	169	146	69.7	

<b>TEAM STATISTICS</b>	<b>UM</b>	<b>OPP</b>	<b>Date</b>	<b>Opponent</b>	<b>Score</b>	<b>Att.</b>
SCORING	1420	1463	11/9/12	SELA	W 95-85	1813
Points per game	67.6	69.7	11/16/12	NORTHWESTERN STATE	W 67-51	3866
Scoring margin	-2.0	-	11/19/12	LAMAR	L 71-85	402
FIELD GOALS-ATT	494-1362	553-1265	11/27/12	MISSISSIPPI VALLEY S	W 62-60	468
Field goal pct	.363	.437	11/29/12	LIPSCOMB	W 68-46	371
3 POINT FG-ATT	107-374	86-286	12/01/12	at Louisiana Tech	L 54-57	4785
3-point FG pct	.286	.301	12/8/12	UMASS	W 71-59	573
3-pt FG made per gam	5.1	4.1	12/16/12	BELMONT	W 63-48	413
FREE THROWS-ATT	325-463	271-411	12/18/12	at Cleveland State	L 55-67	203
Free throw pct	.702	.659	12/21/12	at Hofstra	L 63-72	258
F-Throws made per ga	15.5	12.9	12/22/12	vs Northwestern	L 69-73	143
REBOUNDS	873	850	12/29/12	vs McNeese State	L 75-80	0
Rebounds per game	41.6	40.5	12/30/12	vs Eastern Michigan	W 61-58	0
Rebounding margin	+1.1	-	* 01/03/13	at LSU	L 79-84	4876
ASSISTS	262	325	* 01/06/13	VANDERBILT	L 57-76	773
Assists per game	12.5	15.5	* 01-10-13	at Auburn	L 52-76	2150
TURNOVERS	339	387	* 1/13/13	ALABAMA	L 75-83	772
Turnovers per game	16.1	18.4	* 1/20/13	MISSOURI	Lot 72-73	866
Turnover margin	+2.3	-	* 01/24/13	at Florida	W 88-81	901
Assist/turnover ratio	0.8	0.8	* 01-27-13	at Mississippi State	L 57-72	1531
STEALS	208	169	* 1/31/13	ARKANSAS	L 66-77	590
Steals per game	9.9	8.0				
BLOCKS	54	79	* = Conference game			
Blocks per game	2.6	3.8				
ATTENDANCE	10907	14847				
Home games-Avg/Gam	11-992	7-2101				
Neutral site-Avg/Game	-	3-48				

<b>Score by Periods</b>	<b>1st</b>	<b>2nd</b>	<b>OT</b>	<b>Totals</b>
Ole Miss	651	759	10	1420
Opponents	700	752	11	1463

**2012-13 Ole Miss Women's Basketball**  
**Ole Miss Combined Team Statistics (as of Jan 31, 2013)**  
**Conference games**

<b>RECORD:</b>	<b>OVERALL</b>	<b>HOME</b>	<b>AWAY</b>	<b>NEUTRAL</b>
ALL GAMES	1-7	0-4	1-3	0-0
CONFERENCE	1-7	0-4	1-3	0-0
NON-CONFERENCE	0-0	0-0	0-0	0-0

##	Player	gp-gs	min	Total		3-Point		F-Throw		Rebounds				pf	dq	a	to	blk	stl	pts	avg			
				fg-fga	fg%	3fg-fga	3fg%	ft-fa	ft%	off	def	tot	avg											
32	Faleru, Tia	8-0	191	23.9	46-110	.41	6-18	.33	27-37	.73	19	27	46	5.8	24	1	5	13	3	5	125	15.6		
03	McFarland, Valenc	8-8	297	37.1	34-102	.33	5-19	.26	24-32	.75	10	30	40	5.0	18	0	51	19	0	16	97	12.1		
10	Moore, Diara	8-8	239	29.9	23-79	.29	10-24	.41	37-50	.74	13	9	22	2.8	10	0	22	26	0	11	93	11.6		
22	McCray, Danielle	8-7	184	23.0	23-50	.46	4-13	.30	9-12	.75	19	19	38	4.8	18	1	9	14	3	5	59	7.4		
12	Frizzell, Gracie	8-8	185	23.1	17-53	.32	15-37	.40	5-6	.83	2	9	11	1.4	6	0	4	11	1	8	54	6.8		
25	Marbra, Courtney	8-8	179	22.4	18-41	.43	0-0	.00	8-15	.53	19	18	37	4.6	24	2	2	11	4	5	44	5.5		
20	Singletery, Amber	8-0	139	17.4	11-36	.30	7-20	.35	1-4	.25	2	4	6	0.8	8	0	10	7	2	6	30	3.8		
11	Jenkins, Kenyotta	8-1	77	9.6	10-22	.45	1-2	.50	5-8	.62	4	12	16	2.0	16	0	3	9	1	2	26	3.3		
42	Jackson, Monique	8-0	110	13.8	6-19	.31	0-0	.00	6-11	.54	11	23	34	4.3	21	0	2	5	3	4	18	2.3		
14	McFerrin, Maggie	5-0	24	4.8	0-5	.00	0-5	.00	0-0	.00	2	2	4	0.8	3	0	1	1	0	0	0	0.0		
Team											26	21	47											
Team											2	1	3	1										
Total.....		8	1625		188-517	.36	48-138	.34	122-175	.69	129	175	304	38.0	148	4	109	117	17	62	546	68.2		
Opponents.....		8	1625		242-503	.48	32-103	.31	106-159	.66	114	222	336	42.0	148	-	143	131	42	62	622	77.8		

<b>TEAM STATISTICS</b>	<b>UM</b>	<b>OPP</b>	<b>Date</b>	<b>Opponent</b>	<b>Score</b>	<b>Att.</b>
SCORING	546	622	* 01/03/13	at LSU	L 79-84	4876
Points per game	68.2	77.8	* 01/06/13	VANDERBILT	L 57-76	773
Scoring margin	-9.5	-	* 01-10-13	at Auburn	L 52-76	2150
FIELD GOALS-ATT	188-517	242-503	* 1/13/13	ALABAMA	L 75-83	772
Field goal pct	.364	.481	* 1/20/13	MISSOURI	Lot 72-73	866
3 POINT FG-ATT	48-138	32-103	* 01/24/13	at Florida	W 88-81	901
3-point FG pct	.348	.311	* 01-27-13	at Mississippi State	L 57-72	1531
3-pt FG made per gam	6.0	4.0	* 1/31/13	ARKANSAS	L 66-77	590
FREE THROWS-ATT	122-175	106-159	* = Conference game			
Free throw pct	.697	.667				
F-Throws made per ga	15.3	13.3				
REBOUNDS	304	336				
Rebounds per game	38.0	42.0				
Rebounding margin	-4.0	-				
ASSISTS	109	143				
Assists per game	13.6	17.9				
TURNOVERS	117	131				
Turnovers per game	14.6	16.4				
Turnover margin	+1.8	-				
Assist/turnover ratio	0.9	1.1				
STEALS	62	62				
Steals per game	7.8	7.8				
BLOCKS	17	42				
Blocks per game	2.1	5.3				
ATTENDANCE	3001	9458				
Home games-Avg/Gam	4-750	4-2364				
Neutral site-Avg/Game	-	0-0				

<b>Score by Periods</b>	<b>1st</b>	<b>2nd</b>	<b>OT</b>	<b>Totals</b>
Ole Miss	265	271	10	546
Opponents	302	309	11	622

**2012-13 Ole Miss Women's Basketball**  
**Ole Miss Points-Rebounds-Assists (as of Feb 01, 2013)**  
**All games**

Opponent	Date	Score	03		10		11		12		14		20		21	
			MCFARLAN	MOORE,DIA	JENKINS,KE	FRIZZELL,G	MCFERRIN,	SINGLETAR	PRICE,DEST							
SELA	11/9/12	95-85 w	4-4-5	25-7-1	13-10-1	10-5-0	8-1-3	11-1-2	0-0-0							
NORTHWESTERN ST	11/16/12	67-51 w	12-2-3	13-4-2	7-4-1	9-2-1	0-1-1	0-0-1	0-1-0							
LAMAR	11/19/12	71-85 L	3-5-6	10-3-4	11-2-0	21-0-0	0-1-1	8-1-1	DNP							
MISSISSIPPI VALLEY	11/27/12	62-60 w	12-2-0	15-5-2	5-6-1	5-4-0	0-2-1	2-1-0	DNP							
LIPSCOMB	11/29/12	68-46 w	14-2-5	12-5-1	9-10-3	2-2-3	3-1-1	3-2-0	DNP							
at Louisiana Tech	12/01/12	54-57 L	15-3-3	7-3-1	8-7-0	5-4-0	0-0-0	8-3-0	DNP							
UMASS	12/8/12	71-59 w	12-5-5	15-3-2	2-5-0	0-0-0	0-1-2	1-0-0	DNP							
BELMONT	12/16/12	63-48 w	12-6-2	12-9-4	6-1-0	2-3-1	0-0-0	DNP	DNP							
at Cleveland State	12/18/12	55-67 L	9-4-4	0-3-2	2-2-0	11-3-0	8-1-0	DNP	DNP							
at Hofstra	12/21/12	63-72 L	7-4-9	DNP	6-6-0	8-0-1	3-1-1	5-2-2	DNP							
vs Northwestern	12/22/12	69-73 L	12-7-6	DNP	6-6-0	16-2-0	DNP	18-3-2	DNP							
vs McNeese State	12/29/12	75-80 L	20-2-8	3-5-0	9-11-1	14-1-1	0-0-0	6-4-4	DNP							
vs Eastern Michigan	12/30/12	61-58 w	16-8-5	10-3-2	14-8-1	0-0-2	3-0-0	5-1-0	0-0-1							
at LSU	01/03/13	79-84 L	10-3-9	11-3-2	2-3-2	17-1-2	DNP	8-1-0	DNP							
VANDERBILT	01/06/13	57-76 L	8-5-5	15-1-2	6-0-0	6-1-0	0-1-0	2-1-1	DNP							
at Auburn	01-10-13	52-76 L	11-5-0	10-2-2	0-0-0	3-1-0	0-0-0	2-2-4	DNP							
ALABAMA	1/13/13	75-83 L	9-3-7	17-4-5	4-3-0	7-0-1	0-1-0	3-1-0	DNP							
MISSOURI	1/20/13	72-73 L	17-2-8	1-3-4	3-2-0	3-1-0	DNP	12-1-0	DNP							
at Florida	01/24/13	88-81 w	24-5-10	13-5-3	4-3-1	12-3-1	DNP	0-0-2	DNP							
at Mississippi State	01-27-13	57-72 L	7-9-6	12-3-2	0-3-0	3-2-0	0-0-0	1-0-2	DNP							
ARKANSAS	1/31/13	66-77 L	11-8-6	14-1-2	7-2-0	3-2-0	0-2-1	2-0-1	DNP							

Opponent	Date	Score	22		25		32		42	
			MCCRAY,DA	MARBRA,C	FALERU,TIA	JACKSON,M				
SELA	11/9/12	95-85 w	0-1-0	12-5-1	9-3-1	3-2-0				
NORTHWESTERN ST	11/16/12	67-51 w	2-0-1	4-5-1	13-4-2	7-0-0				
LAMAR	11/19/12	71-85 L	6-9-0	1-4-1	5-1-0	6-7-0				
MISSISSIPPI VALLEY	11/27/12	62-60 w	11-12-0	7-10-0	DNP	5-5-0				
LIPSCOMB	11/29/12	68-46 w	9-14-1	2-5-0	6-1-0	8-6-0				
at Louisiana Tech	12/01/12	54-57 L	2-3-1	0-5-1	3-1-0	6-5-0				
UMASS	12/8/12	71-59 w	16-5-2	2-4-0	17-6-5	6-6-0				
BELMONT	12/16/12	63-48 w	8-4-0	6-7-1	13-4-1	4-5-0				
at Cleveland State	12/18/12	55-67 L	4-5-2	5-15-0	14-3-1	2-3-0				
at Hofstra	12/21/12	63-72 L	7-2-2	12-9-0	9-9-2	6-4-0				
vs Northwestern	12/22/12	69-73 L	9-5-0	4-7-1	4-3-1	0-0-0				
vs McNeese State	12/29/12	75-80 L	2-7-0	6-3-0	15-10-1	0-3-0				
vs Eastern Michigan	12/30/12	61-58 w	3-3-1	2-4-0	8-1-1	0-6-0				
at LSU	01/03/13	79-84 L	4-5-3	9-7-0	18-10-0	0-4-2				
VANDERBILT	01/06/13	57-76 L	6-3-0	4-4-0	10-7-0	0-3-0				
at Auburn	01-10-13	52-76 L	4-3-1	0-1-0	14-6-1	8-4-0				
ALABAMA	1/13/13	75-83 L	8-3-0	3-7-0	24-5-1	0-1-0				
MISSOURI	1/20/13	72-73 L	8-10-2	10-7-0	17-6-0	1-3-0				
at Florida	01/24/13	88-81 w	12-5-0	8-4-0	12-2-2	3-13-0				
at Mississippi State	01-27-13	57-72 L	10-6-1	6-2-2	16-5-0	2-3-0				
ARKANSAS	1/31/13	66-77 L	7-3-2	4-5-0	14-5-1	4-3-0				

**2012-13 Ole Miss Women's Basketball**  
**Ole Miss Team Game-by-Game (as of Feb 01, 2013)**  
**All games**

**TEAM STATISTICS**

Opponent	Date	Score		Total		3-Pointers		Free throws		Rebounds							pts	avg		
				fg-fga	pct	3fg-fga	pct	ft-fa	pct	off	def	tot	avg	pf	a	t/o			blk	stl
SELA	11/9/1	95-85	W	32-71	.45	7-20	.35	24-41	.58	21	22	43	43.0	32	14	17	2	6	95	95.0
NORTHWESTERN S	11/16/	67-51	W	24-46	.52	4-17	.23	15-21	.71	10	15	25	34.0	19	13	25	1	19	67	81.0
LAMAR	11/19/	71-85	L	23-65	.35	8-23	.34	17-26	.65	15	24	39	35.7	23	13	19	0	13	71	77.7
MISSISSIPPI VALLEY	11/27/	62-60	W	19-60	.31	1-18	.05	23-27	.85	20	33	53	40.0	15	4	23	1	7	62	73.8
LIPSCOMB	11/29/	68-46	W	24-68	.35	4-18	.22	16-22	.72	18	35	53	42.6	14	14	10	3	9	68	72.6
at Louisiana Tech	12/01/	54-57	L	22-65	.33	2-14	.14	8-11	.72	14	26	40	42.2	14	6	18	5	17	54	69.5
UMASS	12/8/1	71-59	W	27-69	.39	1-15	.06	16-24	.66	19	26	45	42.6	17	16	11	5	10	71	69.7
BELMONT	12/16/	63-48	W	21-57	.36	1-11	.09	20-27	.74	19	28	47	43.1	12	9	18	1	14	63	68.9
at Cleveland State	12/18/	55-67	L	21-77	.27	6-23	.26	7-10	.70	27	19	46	43.4	21	9	14	1	13	55	67.3
at Hofstra	12/21/	63-72	L	25-68	.36	4-19	.21	9-16	.56	22	23	45	43.6	17	17	21	5	10	63	66.9
vs Northwestern	12/22/	69-73	L	23-67	.34	10-21	.47	13-18	.72	17	23	40	43.3	20	10	14	2	11	69	67.1
vs McNeese State	12/29/	75-80	L	29-81	.35	6-21	.28	11-14	.78	25	29	54	44.2	23	15	14	7	8	75	67.8
vs Eastern Michigan	12/30/	61-58	W	16-51	.31	5-16	.31	24-31	.77	16	23	39	43.8	12	13	18	4	9	61	67.2
at LSU	01/03/	79-84	L	29-65	.44	10-22	.45	11-16	.68	17	23	40	43.5	23	20	17	4	4	79	68.1
VANDERBILT	01/06/	57-76	L	23-65	.35	3-14	.21	8-10	.80	12	17	29	42.5	16	8	13	2	9	57	67.3
at Auburn	01-10-	52-76	L	19-59	.32	3-18	.16	11-12	.91	17	11	28	41.6	8	8	20	1	7	52	66.4
ALABAMA	1/13/1	75-83	L	25-65	.38	3-12	.25	22-32	.68	20	21	41	41.6	19	14	16	1	10	75	66.9
MISSOURI	1/20/1	72-73	Lot	25-70	.35	8-25	.32	14-27	.51	14	29	43	41.7	22	14	10	3	10	72	67.2
at Florida	01/24/	88-81	W	29-65	.44	11-16	.68	19-30	.63	16	32	48	42.0	21	19	18	4	9	88	68.3
at Mississippi State	01-27-	57-72	L	18-66	.27	4-14	.28	17-24	.70	20	18	38	41.8	16	13	15	1	8	57	67.7
ARKANSAS	1/31/1	66-77	L	20-62	.32	6-17	.35	20-24	.83	13	24	37	41.6	23	13	8	1	5	66	67.6
Ole Miss		1420		494-1362	.363	107-374	.286	325-463	.702	372	501	873	41.6	387	262	339	54	208	1420	67.6
Opponents		1463		553-1265	.437	86-286	.301	271-411	.659	288	562	850	40.5	379	325	387	79	169	1463	69.7

Games played: 21  
Points/game: 67.6  
FG Pct: 36.3  
3FG Pct: 28.6  
FT Pct: 70.2

Rebounds/game: 41.6  
Assists/game: 12.5  
Turnovers/game: 16.1  
Assist/turnover ratio: 0.8  
Steals/game: 9.9  
Blocks/game: 2.6