



2012-13 OLE MISS WOMEN'S BASKETBALL GAME NOTES

Kristen Saibini, Asst. Director Athletics Media Relations | Office: 662-915-7896 | Cell: 662-832-3332
Email: klsaibin@olemiss.edu | Twitter: @OleMissWBB | Facebook: Facebook.com/OleMissWBB
OleMissSports.com | OleMissHoops.com

GAME INFORMATION

Date/Time: Sun., Jan. 6/ 2:35 p.m. CT
Site: Oxford, Miss. | Tad Smith Coliseum (8,867)
TV: ESPNU (Melissa Lee, Maria Taylor)
Radio: Q93.7/105.5FM
Talent: Graham Doty (play-by-play)
Streaming Video: OleMissSports.com
Gametracker: OleMissSports.com
Twitter Updates: @OleMissWBB
Series:

Overall: VU, 25-15
Oxford: UM, 12-6
Nashville: VU, 14-3
Neutral: VU, 5-0
Last meeting: VU, 68-52, 1/8/12, at Nashville
Frank vs. Vanderbilt: 0-0

SCHEDULE / RESULTS

Date	Opponent (TV)	Time/Result
11/09	vs. Southeastern Louisiana	W, 95-85
11/16	vs. Northwestern State	W, 67-51
11/19	vs. Lamar	L, 85-71
11/27	vs. Mississippi Valley State	W, 62-60
11/29	vs. Lipscomb	W, 68-46
12/01	at Louisiana Tech	L, 54-57
12/08	vs. Massachusetts	W, 71-59
12/16	vs. Belmont	W, 63-48
12/18	at Cleveland State	L, 55-67
<i>Holiday Tournament (Hofstra)</i>		
12/21	at Hofstra	L, 63-72
12/22	vs. Northwestern	L, 69-73
<i>Tulane Double Tree Classic (Tulane)</i>		
12/29	vs. McNeese State	L, 80-75
12/30	vs. Eastern Michigan	W, 61-58
01/03	at LSU*	L, 79-84
01/06	vs. Vanderbilt* (ESPNU)	2:30 p.m. CT
01/10	at Auburn*	6 p.m. CT
01/13	vs. Alabama* (SPSO)	1:30 p.m. CT
01/20	vs. Missouri* (Cox Sports TV)	2 p.m. CT
01/24	at Florida* (CSS)	6 p.m. CT
01/27	at Mississippi State*	2 p.m. CT
01/31	vs. Arkansas*	7 p.m. CT
02/03	at Vanderbilt*	2 p.m. CT
02/10	at Tennessee*	1 p.m. CT
02/14	vs. Mississippi State*	7 p.m. CT
02/17	vs. South Carolina*	1 p.m. CT
02/21	at Texas A&M*	7 p.m. CT
02/24	vs. Georgia* (CSS)	1 p.m. CT
02/28	vs. Kentucky*	7 p.m. CT
03/03	at Arkansas*	2 p.m. CT

*SEC game
All times Central and are subject to change

GAME 15

OXFORD, MISS. (TAD SMITH COLISEUM)



OLE MISS REBELS (7-7, 0-1 SEC)
Acting head coach: Brett Frank (SOSU, 1995)
Career record: 7-7 (1 yr.) Record at Ole Miss: Same



VANDERBILT COMMODORES (11-3, 1-0 SEC)
Head coach: Melanie Balcomb (Trenton State, 1984)
Career record: 412-202 (19th yr.) Record at Vanderbilt: 249-98 (11th yr.)

NOTES:

- Ole Miss will host Vanderbilt Sunday at 2:30 p.m. on ESPNU.
- Sunday's game will be televised on ESPNU and digitally available on WatchESPN.com.
- Thursday's game marks the 41st meeting between Ole Miss and Vanderbilt. The Commodores lead the all-time series, 25-15.
- Ole Miss ended its six-game road trip with a hard-fought 84-79 loss at LSU. The game featured 12 ties and seven lead changes.
- Tia Faleru recorded her third career double-double against LSU with a career-high 18 points and 10 rebounds.
- Valencia McFarland recorded her 12th career 20-point game with 20 points against McNeese State. She is the third player this season to score at least 20 points, joining teammates Diara Moore (25 points) and Gracie Frizzell (21 points).
- Valencia McFarland leads the team in scoring with 11.3 points per game followed by Diara Moore who is averaging 11.1 points per game.
- Courtney Marbra leads the team in rebounding, averaging 6.4 rebounds per game. Kenyotta Jenkins is second, averaging 5.8 rpg.
- Junior point guard Valencia McFarland has recorded 934 career points and is looking to become the 25th player in school history to score at least 1,000 career points.

UP NEXT:

Ole Miss will travel to Auburn on Thursday, Jan. 10 at 6 p.m. followed by a pair of home games on Jan. 13 against Alabama at 1:30 p.m. (SPSO) and on Jan. 20 at 2 p.m. vs. Missouri (Cox Sports TV).

OLE MISS PROJECTED STARTING LINEUP



PG • 3 • JR

Valencia
McFarland

Pts 11.3
Reb 4.1
Ast: 70
Stl. 40



G • 12 • FR

Gracie
Frizzell

Pts 8.6
Reb 1.9
Ast: 11
Stl. 14



G • 10 • JR

Diara
Moore

Pts 11.1
Reb 4.4
Ast: 23
Stl. 11



F • 11 • JR

Kenyotta
Jenkins

Pts 7.1
Reb 5.8
Ast: 10
Stl. 8














F • 25 • SR

Courtney
Marbra

Pts 5.1
Reb 6.4
Ast: 6
Stl. 16

OLE MISS BROADCAST NOTES

<p>3 PG</p>		<p>VALENCIA McFARLAND 5-4 Jr. Edwards, Miss.</p> <table border="1"> <thead> <tr> <th>PTS</th> <th>REB</th> <th>AST</th> <th>S</th> <th>FG%</th> <th>FT%</th> </tr> </thead> <tbody> <tr> <td>11.3</td> <td>4.1</td> <td>70</td> <td>40</td> <td>.37</td> <td>.72</td> </tr> </tbody> </table>	PTS	REB	AST	S	FG%	FT%	11.3	4.1	70	40	.37	.72	<p>NOTES:</p> <ul style="list-style-type: none"> Scored in double figures for the 10th time this year with 10 points at LSU During her career, has recorded 12 20-point games, 53 double-figure scoring games, has led or been tied for the team lead in scoring in 32 games and has recorded 33 career games with five or more assists.
PTS	REB	AST	S	FG%	FT%										
11.3	4.1	70	40	.37	.72										
<p>10 G</p>		<p>DIARA MOORE 5-7 Jr.-TR Cedar Hills, Texas</p> <table border="1"> <thead> <tr> <th>PTS</th> <th>REB</th> <th>AST</th> <th>S</th> <th>FG%</th> <th>FT%</th> </tr> </thead> <tbody> <tr> <td>11.1</td> <td>4.4</td> <td>23</td> <td>11</td> <td>.31</td> <td>.76</td> </tr> </tbody> </table>	PTS	REB	AST	S	FG%	FT%	11.1	4.4	23	11	.31	.76	<p>NOTES:</p> <ul style="list-style-type: none"> Second on the team in free throw percentage, 76% (42-55). Has led or been tied for the team lead in scoring in three games this season and has scored in double figures in nine games. Scored a career-high 25 points in the season-opening win over SELA.
PTS	REB	AST	S	FG%	FT%										
11.1	4.4	23	11	.31	.76										
<p>11 F</p>		<p>KENYOTTA JENKINS 5-10 Jr. Potts Camp, Miss.</p> <table border="1"> <thead> <tr> <th>PTS</th> <th>REB</th> <th>AST</th> <th>S</th> <th>FG%</th> <th>FT%</th> </tr> </thead> <tbody> <tr> <td>7.1</td> <td>5.8</td> <td>10</td> <td>8</td> <td>.47</td> <td>.69</td> </tr> </tbody> </table>	PTS	REB	AST	S	FG%	FT%	7.1	5.8	10	8	.47	.69	<p>NOTES:</p> <ul style="list-style-type: none"> Recorded a career-high 11 rebounds against McNeese State. One of two active players with two career double-doubles.
PTS	REB	AST	S	FG%	FT%										
7.1	5.8	10	8	.47	.69										
<p>12 G</p>		<p>GRACIE FRIZZELL 5-10 Fr.-RS Little Rock, Ark.</p> <table border="1"> <thead> <tr> <th>PTS</th> <th>REB</th> <th>AST</th> <th>FG%</th> <th>3FG%</th> <th>FT%</th> </tr> </thead> <tbody> <tr> <td>8.6</td> <td>1.9</td> <td>11</td> <td>.32</td> <td>.32</td> <td>.83</td> </tr> </tbody> </table>	PTS	REB	AST	FG%	3FG%	FT%	8.6	1.9	11	.32	.32	.83	<p>NOTES:</p> <ul style="list-style-type: none"> Has the best free throw shooting percentage on the team at 83% (20-24). First on the team in threes made (26). Scored a career-high 21 points, including a career-best five threes, against Lamar.
PTS	REB	AST	FG%	3FG%	FT%										
8.6	1.9	11	.32	.32	.83										
<p>14 G</p>		<p>MAGGIE McFERRIN 5-7 Sr. Tupelo, Miss.</p> <table border="1"> <thead> <tr> <th>PTS</th> <th>REB</th> <th>AST</th> <th>FG%</th> <th>3FG%</th> <th>FT%</th> </tr> </thead> <tbody> <tr> <td>2.1</td> <td>0.8</td> <td>10</td> <td>.23</td> <td>.23</td> <td>.83</td> </tr> </tbody> </table>	PTS	REB	AST	FG%	3FG%	FT%	2.1	0.8	10	.23	.23	.83	<p>NOTES:</p> <ul style="list-style-type: none"> Tied her season high with eight points at Cleveland State, including two threes. Scored eight points and added three assists in the first game of the season.
PTS	REB	AST	FG%	3FG%	FT%										
2.1	0.8	10	.23	.23	.83										
<p>20 PG</p>		<p>AMBER SINGLETARY 5-9 So. Baltimore, Md.</p> <table border="1"> <thead> <tr> <th>PTS</th> <th>REB</th> <th>AST</th> <th>S</th> <th>FG%</th> <th>FT%</th> </tr> </thead> <tbody> <tr> <td>6.3</td> <td>1.6</td> <td>12</td> <td>8</td> <td>.36</td> <td>.80</td> </tr> </tbody> </table>	PTS	REB	AST	S	FG%	FT%	6.3	1.6	12	8	.36	.80	<p>NOTES:</p> <ul style="list-style-type: none"> Recorded a career-high 18 points, including four threes, against Northwestern. Has recorded five career double-digit scoring games.
PTS	REB	AST	S	FG%	FT%										
6.3	1.6	12	8	.36	.80										
<p>21 F</p>		<p>DESTINI PRICE 6-0 Fr. Lancaster, Calif.</p> <table border="1"> <thead> <tr> <th>PTS</th> <th>REB</th> <th>AST</th> <th>BLK</th> <th>FG%</th> <th>FT%</th> </tr> </thead> <tbody> <tr> <td>0.0</td> <td>0.3</td> <td>1</td> <td>0</td> <td>0.0</td> <td>0.0</td> </tr> </tbody> </table>	PTS	REB	AST	BLK	FG%	FT%	0.0	0.3	1	0	0.0	0.0	<p>NOTES:</p> <ul style="list-style-type: none"> Made her collegiate debut against SELA. Recorded her first career start against Eastern Michigan.
PTS	REB	AST	BLK	FG%	FT%										
0.0	0.3	1	0	0.0	0.0										
<p>22 F</p>		<p>DANIELLE McCRAY 6-1 So. West Palm Beach, Fla.</p> <table border="1"> <thead> <tr> <th>PTS</th> <th>REB</th> <th>AST</th> <th>S</th> <th>FG%</th> <th>FT%</th> </tr> </thead> <tbody> <tr> <td>5.9</td> <td>5.4</td> <td>13</td> <td>10</td> <td>.33</td> <td>.61</td> </tr> </tbody> </table>	PTS	REB	AST	S	FG%	FT%	5.9	5.4	13	10	.33	.61	<p>NOTES:</p> <ul style="list-style-type: none"> Third on the team in rebounding with 5.4 rpg. Recorded a career-best 16 points in Ole Miss' win over UMass. Recorded a career-best seven free throws against MVSU. Went 7-8 from the line.
PTS	REB	AST	S	FG%	FT%										
5.9	5.4	13	10	.33	.61										
<p>25 F</p>		<p>COURTNEY MARBRA 6-1 Sr. Jackson, Miss.</p> <table border="1"> <thead> <tr> <th>PTS</th> <th>REB</th> <th>AST</th> <th>S</th> <th>FG%</th> <th>FT%</th> </tr> </thead> <tbody> <tr> <td>5.1</td> <td>6.4</td> <td>6</td> <td>16</td> <td>.39</td> <td>.64</td> </tr> </tbody> </table>	PTS	REB	AST	S	FG%	FT%	5.1	6.4	6	16	.39	.64	<p>NOTES:</p> <ul style="list-style-type: none"> Leads the team in rebounding (6.4 rpg). Pulled down a career-best 15 rebounds at Cleveland State. Tied her career high with 12 points against Northwestern.
PTS	REB	AST	S	FG%	FT%										
5.1	6.4	6	16	.39	.64										
<p>32 F</p>		<p>TIA FALERU 6-0 So. Ozark, Ala.</p> <table border="1"> <thead> <tr> <th>PTS</th> <th>REB</th> <th>AST</th> <th>STL</th> <th>FG%</th> <th>FT%</th> </tr> </thead> <tbody> <tr> <td>10.3</td> <td>4.3</td> <td>15</td> <td>27</td> <td>.42</td> <td>.68</td> </tr> </tbody> </table>	PTS	REB	AST	STL	FG%	FT%	10.3	4.3	15	27	.42	.68	<p>NOTES:</p> <ul style="list-style-type: none"> Recorded her third career double-double against LSU State with a career-high 18 points and 10 rebounds. Recorded a career-high 17 points and a career-high five steals in a win over UMass. Leads all active players in career double-doubles with three.
PTS	REB	AST	STL	FG%	FT%										
10.3	4.3	15	27	.42	.68										
<p>42 F</p>		<p>MONIQUE JACKSON 6-1 So. Phenix City, Ala.</p> <table border="1"> <thead> <tr> <th>PTS</th> <th>REB</th> <th>AST</th> <th>S</th> <th>FG%</th> <th>FT%</th> </tr> </thead> <tbody> <tr> <td>3.8</td> <td>4.0</td> <td>2</td> <td>11</td> <td>.38</td> <td>.52</td> </tr> </tbody> </table>	PTS	REB	AST	S	FG%	FT%	3.8	4.0	2	11	.38	.52	<p>NOTES:</p> <ul style="list-style-type: none"> Tied her career high with eight points against Lipscomb. Added a season-high seven rebounds against Lamar.
PTS	REB	AST	S	FG%	FT%										
3.8	4.0	2	11	.38	.52										

ACTING HEAD COACH BRETT FRANK

THE FRANK FILE

CAREER RECORD AS A HEAD COACH:

7-7 overall, 0-1 SEC (first season)

RECORD AS OLE MISS' HEAD COACH:

Same

CAREER HIGHLIGHTS

- Frank is in his 17th season in the collegiate coaching ranks.
- During his time as an associate and assistant coach, he helped lead teams to five NCAA Tournament appearances and seven postseason appearances at the Division I level, all with Fresno State.
- Helped lead the Bulldogs to a school-record 28 wins in 2011-12.
- As an assistant at Southeastern Oklahoma State University, Frank helped lead the team to the 2001-02 NCAA Division II title game.



YEAR AT OLE MISS: First
ALMA MATER: SOSU, 1995
HOMETOWN: Bokchito, Okla.

COACHING CAREER

Season	School	Position	Record/Postseason
1994-95	SOSU	Assistant Coach	29-5/Nat'l Runner Up
1995-96	SOSU	Assistant Coach	32-5/ NAIA Champ.
1996-97	SOSU	Assistant Coach	24-6
1998-99	SOSU	Assistant Coach	19-9 /Lone Star Champ.
1999-00	SOSU	Assistant Coach	20-8/ Lone Star Champ.
2000-01	SOSU	Assistant Coach	23-7/ Lone Star Champ.
2001-02	SOSU	Assistant Coach	27-7/DII Title Game
2002-03	Fresno State	Assistant Coach	21-13/WNIT 3rd Round
2003-04	Fresno State	Assistant Coach	13-16
2005-06	Fresno State	Assistant Coach	24-8/WNIT 2nd Round
2006-07	Fresno State	Assistant Coach	18-13
2007-08	Fresno State	Assistant Coach	21-11/NCAA 1st Round
2008-09	Fresno State	Assistant Coach	24-9/NCAA 1st Round
2009-10	Fresno State	Assistant Coach	27-7/NCAA 1st Round
2010-11	Fresno State	Associate Head Coach	25-8/NCAA 1st Round
2011-12	Fresno State	Associate Head Coach	28-6/NCAA 1st Round
2012-13	Ole Miss	Acting Head Coach	--

went 25-8 overall and 14-2 in conference action.

In 2009-10, the Bulldogs won a then-school record 27 games (27-7), became the first WAC school to go undefeated in conference play (16-0) since Louisiana Tech in 2002-03 and earned the program's first-ever NCAA Tournament at-large berth.

Fresno State enjoyed a magical season in 2008-09 when the team repeated as WAC regular season and tournament champions, earning its second-straight berth in the NCAA Tournament. In 2007-08, Frank helped guide the Bulldogs to the school's first ever NCAA Tournament appearance. The Bulldogs finished their record-breaking year with a 22-11 record and a 14-2 conference mark.

With Fresno State, Frank was heavily involved in scheduling the teams' community service involvement in the Central Valley. In 2007-08, the team participated in 463.50 community service hours, earning the team the Bulldog Bowl award and the Champs/Life Skills Cup.

Frank's first stint with the Bulldogs was from 2002-04. He spent the 2004-05 campaign completing coursework towards his master's degree at Southeastern Oklahoma State (SOSU).

Frank got his start at the Division I level as an assistant coach during the 2002-03 campaign, helping guide Fresno State to a 21-13 record and the school's first postseason appearance in 13 years. In addition to his coaching duties, Frank handled the marketing and promotions aspect of the women's basketball program while with the Bulldogs.

Prior to arriving at Fresno State, Frank was an assistant coach at SOSU from 1994-97 and 1998-2002, helping lead SOSU to Division II prominence during his tenure. Under Frank, the Lady Savages reached the NCAA Division II title game in 2001-02, were crowned Lone Star Conference champions from 1998-2001 and were the national runner-up in the 1995 and 1996 NAIA Championships.

A native of Bokchito, Okla., Frank also spent time as head women's basketball coach at Rock Creek High School from 1997-98. A graduate of Southeastern Oklahoma State, Frank received his Bachelor of Science degree in education in 1995 and his Master's degree in 2005 in education from Southeastern Oklahoma State.



Brett Frank has been named the acting head coach for the Ole Miss women's basketball program for the 2012-13 season, Athletics Director Ross Bjork announced on October 24, 2012.

Frank, who is in his 17th season in the college coaching ranks, has been a part of five NCAA Tournament appearances and eight postseason appearances at the Division I level.

Prior to Ole Miss, Frank spent nine years at Fresno State, serving as the Associate Head Coach during the 2011-12 and 2010-11 seasons.

Frank played an important role in the Bulldogs' history-making season in 2011-12. Fresno State set a school record for wins (28) while advancing to its fifth-consecutive NCAA Tournament appearance. In 2010-11, the Bulldogs

2012-13 OLE MISS WOMEN'S BASKETBALL

QUICK FACTS

Name The University of Mississippi (Ole Miss)
Nickname Rebels
Location Oxford, Mississippi
Founded November 6, 1848
Enrollment 21,535
School Colors Cardinal Red and Navy Blue
Mascot Rebel
Chancellor Dr. Daniel W. Jones
Faculty Representative Dr. Ron Rychlak
Athletics Director Ross Bjork
Acting Head Basketball Coach Brett Frank
Conference Southeastern (SEC)
Home Arena C.M. "Tad" Smith Coliseum
Capacity 8,867
2011-12 Record 12-18
SEC Record/Finish 2-14/T-11th
Lettermen Returning/Lost 8/5
Starters Returning/Lost 3/2
Newcomers 3

MEDIA SERVICES

CREDENTIALS

Please contact the Athletics Media Relations Office for game credentials. Requests for credentials should be emailed to klsaibin@olemiss.edu and will be limited to working members of the media. Credentials will be held at the will-call table located at the media entrance on the East side of Tad Smith Coliseum.

Space problems on press row do occur because of lack of seating. As a result, priority will be given to media representatives that cover Ole Miss basketball on a regular basis. Credentials are non-transferable. Unauthorized use is strictly prohibited.

INTERVIEW POLICY

All interview requests — coaches and players — **MUST** be coordinated through the Athletics Media Relations office. For interviews during the week, contact Kristen Saibini in the Athletic Media Relation Office to schedule. There will be no gameday player interviews until after the game.

PRACTICE POLICY

Ole Miss basketball practices and walk-throughs are closed to the public and the media.

SEC TELECONFERENCE

The Southeastern Conference will conduct two teleconferences during the season. The first will be on January 9 with Coach Frank being on the call at 10:49 a.m. CT. The second will be held on March 4 with Coach Frank being on the call at 2:49 p.m. CT.

POSTGAME INTERVIEWS

Both team locker rooms are **CLOSED** to the media following the game, by facility policy. Coach Frank will address the media approximately 10 minutes after the game. Selected players will be brought into the interview room with the head coach. Visiting coach and player interviews will be coordinated through the visiting team's media relations contact.

LAST 10 MEETINGS (VU, 25-15)

1/8/12. VU, 68-52 at Nashville
 1/30/11. VU, 71-42 at Nashville
 1/2/11. UM, 72-67 at Oxford
 2/21/10. VU, 68-59 at Oxford
 2/22/09. UM, 71-69 at Oxford
 1/27/08. VU, 83-50 at Nashville
 1/7/07. UM, 76-66 at Oxford
 1/29/06. VU, 68-58 at Nashville
 1/20/05. UM, 66-60 at Oxford
 1/25/04. VU, 90-65 at Nashville

SERIES NOTES...

At Oxford: Ole Miss leads 12-6
 At Nashville: Vanderbilt leads 14-3
 At Neutral Sites: Vanderbilt leads 5-0
 Biggest VU Win: 37 (1/3/95 - at Nashville)
 Biggest UM Win: 24 (1/29/85 - at Nashville)
 Most UM Points: 85 (2/6/78 - at Nashville)
 Most VU Points: 91 (1/3/95 - at Nashville)
 Last 10 Meetings: Vanderbilt leads 6-4

COMPARING THE TEAMS

Statistic	Ole Miss	Vanderbilt
PPG	68.1	71.6
Scoring Margin	+2.0	+15.3
Field Goal Pct.	.37	.45
Opp. Field Goal Pct.	.41	.63
3-Point Pct.	.28	.37
Opp. 3-Point Pct.	.29	.26
Free Throw Pct.	.70	.72
Rebounds Per Game	43.5	40.6
Opp. Rebounds Per Game	39.6	39.6
Rebound Margin	+3.9	+3.9
Assists Per Game	12.2	16.1
Turnovers Per Game	17.1	16.4
Opp. Turnovers Per Game	18.9	16.9
Turnover Margin	+1.9	+0.6
Steals Per Game	10.7	7.7
Blocks Per Game	2.9	3.8

SCOUTING VANDERBILT

Vanderbilt is 11-3 overall and 1-0 in SEC play after opening the conference season with a 92-41 win over Mississippi State Thursday night. The Commodores are led by Christina Foggie (15.8 points per game) who leads three Vanderbilt players in double figures. Tiffany Clarke leads the team in rebounding, averaging 7.9 rebounds per game. The Commodores enter Sunday's game on an eight-game winning streak.

Vanderbilt leads the all-time series between the two schools, 25-15. Ole Miss leads the all-time series in games played in Oxford with a 12-6 record. The Rebels' last win over the Commodores was a 72-67 win in Oxford on Jan. 2, 2011.

ABOUT OLE MISS

Ole Miss is coming off a hard-fought 84-79 loss at LSU Thursday. After six games on the road, the Rebels will return home to host Vanderbilt Sunday at 2:30 p.m. (ESPNU). Ole Miss is led by Valencia McFarland, who is averaging 11.3 points per game, Diara Moore (11.1 points per game) and Tia Faleru (10.3 points per game). Courtney Marbra leads the team in rebounding, averaging 6.4 rebounds per game followed by Kenyotta Jenkins who is averaging 5.8 rebounds per game. Brett Frank is in his first year as acting head coach for the Rebels. He has a career record of 7-7 overall and 0-1 in the SEC.

FOLLOW THE REBELS

Ole Miss' regular-season games can be heard on WTNM Supertalk Mississippi (105.5 FM) or Q93.7 FM with the pregame show starting 15 minutes before tipoff. Graham Doty, in his second season calling Ole Miss women's basketball games, will be on the call.

Game updates via Twitter will be available all season at [@OleMissWBB](https://twitter.com/OleMissWBB). All home games that are not on TV will be streamed online through the subscription-based RebelVision.

PROMOTIONAL CORNER

Sunday's game against Vanderbilt is Faith and Family Day - Get in FREE with your church bulletin. It's the SEC home opener for the Rebels and the game will be broadcast on ESPNU.

OLE MISS IN THE SEC STATS (AS OF 1/6/13)

As a team, Ole Miss is fifth in free throw percentage (70.4), second in rebounding offense (43.5 rpg), third in offensive rebounds (18.6), eighth in steals (10.7 spg) and eighth in three pointers made (4.9). Individually, Valencia McFarland is fifth in assists (5.0 apg), second in assist to turnover ratio (3.0), tied for fifth in steals (2.9 spg), and ninth in free throw percentage (.729). Gracie Frizzell is

2012-13 OLE MISS WOMEN'S BASKETBALL

BY THE NUMBERS

The Rebels' record is...

• Overall	7-7
• SEC Games	0-1
• SEC Tournament Games	0-0
• Streak	0-1
• Home Overall (SEC)	0-0
• Road Overall (SEC)	0-1
• Neutral Games (SEC)	0-0
• Day Games	4-2
• Night Games	3-5
• November Games	4-1
• December Games	3-5
• January Games	0-1
• February Games	0-0
• March Games	0-0
• Monday Games	0-1
• Tuesday Games	1-1
• Wednesday Games	0-0
• Thursday Games	1-1
• Friday Games	2-1
• Saturday Games	2-3
• Sunday Games	1-0
• Overtime Games	0-0
• Television Games	0-0
• vs. Ranked Opponents	0-0

Rebels' Record When...

• Leading at the half	6-2
• Tied at the half	0-0
• Behind at the half	1-5
• Scores 90 points or more	1-0
• Scores 80-89 points	0-0
• Scores 70-79 points	1-4
• Scores less than 70 points	5-3
• Out-rebounds opponent	4-4
• Out-rebounded by opponent	1-2
• Ties opponents in rebounds	2-1
• Shoots 50 percent or better	1-0
• Shoots between 40-49 percent	1-1
• Shoots under 40 percent	5-6
• Shoots 30 percent or better from 3-pt.	2-2
• Shoots under 30 percent from 3-pt.	6-4
• Shoots 70 percent or better from FT line	5-4
• Shoots 60-69 percent from FT line	1-2
• Shoots under 60 percent from FT line	1-1
• Opp. shoots 50 percent or better	0-1
• Opp. shoots 40-49 percent	2-3
• Opp. shoots under 40 percent	5-3
• Opp. shoots 30 percent or better from 3-pt.	2-5
• Opp. shoots under 30 percent from 3-pt.	5-2
• Commits 15 turnovers or more	5-4
• Commits less than 15 turnovers	2-3
• Forces 15 turnovers or more	7-5
• Forces less than 15 turnovers	0-2
• Has less (or same) turnovers than opp.	7-5
• Has more turnovers than opponent	0-2

RECORD BY STARTING

LINEUP

(2-1)	(4-4)	(0-2)	(1-0)
McFarland	McFarland	McFarland	McFarland
Moore	Moore	Frizzell	Frizzell
Frizzell	Frizzell	Faleru	Price
McCray	Jenkins	Jenkins	Jenkins
Marbra	Marbra	Marbra	Marbra

fifth in three pointers made (1.9) and Diara Moore is fourth in free throw percentage (76.4).

FALERU BECOMES ACTIVE CAREER LEADER IN DOUBLE-DOUBLES

With her third career double-double, and second of the season, Tia Faleru, became Ole Miss' active career leader in double-doubles with three. Most recently, she recorded a career-high 18 points and added 10 rebounds at LSU on Jan. 3. Earlier this year she became the third player this season to record a double-double as she scored 15 points and added 10 rebounds against McNeese State on Dec. 29.

Joining Faleru with a double-double this season is Danielle McCray who recorded her first career double-double with 11 points and tied her then career high with 12 rebounds in a win over MVSU while Kenyotta Jenkins recorded her second career double-double against SELA on Nov. 9 when she scored a career-high 13 points and added 10 rebounds. Valencia McFarland is the only current player to record a double-double in something other than points and rebounds (points and assists.)

Active Players With Double-Doubles

	Season	Career
Tia Faleru	2	3
Kenyotta Jenkins	1	2
Danielle McCray	1	1
Courtney Marbra	0	2
Valencia McFarland	0	1

OLE MISS REBEL ROSTER

NO.	NAME	YR.-EXP.	HT.	POS.	HOMETOWN (PREVIOUS SCHOOL)
3	Valencia McFarland	JR-2L	5-4	PG	Edwards, Miss. (Raymond H.S.)
10	Diara Moore	JR-TR	5-7	G	Cedar Hill, Texas (Independence CC)
11	Kenyotta Jenkins	JR-2L	5-10	F	Potts Camp, Miss. (Potts Camp H.S.)
12	Gracie Frizzell	FR-RS	5-10	G	Little Rock, Ark. (Central Arkansas Christian H.S.)
14	Maggie McFerrin	SR-2L	5-7	G	Tupelo, Miss. (Tupelo H.S.)
20	Amber Singletary	SO-1L	5-9	PG	Baltimore, Md. (Seton Keough H.S.)
21	Destini Price	FR-HS	6-0	F	Lancaster, Calif. (Antelope Valley H.S.)
22	Danielle McCray	SO-1L	6-1	F	West Palm Beach, Fla. (Trinity Christian Academy)
25	Courtney Marbra	SR-3L	6-1	F	Jackson, Miss. (Forest Hill H.S.)
32	Tia Faleru	SO-1L	6-0	F	Ozark, Ala. (Carroll H.S.)
42	Monique Jackson	SO-1L	6-1	F	Phenix City, Ala. (Central H.S.)

Acting Head Coach: Brett Frank (SOSU, '95 - First Year at Ole Miss)

Assistant Coaches: Rebecca Kates-Taylor, Taja Edwards

PRONUNCIATIONS

Tia Faleru	Fowl-a-roo
Gracie Frizzell	Frizz-L
Kenyotta Jenkins	Ken-yah-tuh
Diara Moore	Dee-air-uh

2012-13 OLE MISS WOMEN'S BASKETBALL

2012-13 SEC STANDINGS

	SEC	Pct.	All	Pct.
Auburn	1-0	1.000	12-2	.857
Georgia	1-0	1.000	13-1	.929
Kentucky	1-0	1.000	13-1	.929
LSU	1-0	1.000	10-4	.714
Tennessee	1-0	1.000	10-3	.769
Texas A&M	1-0	1.000	11-4	.733
Vanderbilt	1-0	1.000	11-3	.786
Alabama	0-1	.000	10-4	.714
Arkansas	0-1	.000	12-2	.857
Florida	0-1	.000	11-4	.733
OLE MISS	0-1	.000	7-7	.500
Mississippi St.	0-1	.000	8-6	.671
Missouri	0-1	.000	11-4	.733
South Carolina	0-1	.000	12-2	.857

as of 1/4/13

THIS WEEK IN THE SEC

DECEMBER

31 (Monday)

LSU 87, New Orleans 61

JANUARY

1 (Tuesday)

Texas A&M 80, Rice 57

3 (Thursday)

*Texas A&M 91, Alabama 52 (FSN)

*Auburn 50, Arkansas 47

*Kentucky 76, Florida 69 (SPSO)

*Georgia 77, Missouri 46

*LSU 84, Ole Miss 79

*Vanderbilt 92, Mississippi State 41

*Tennessee 73, South Carolina 53 (SPSO)

6 (Sunday)

*Kentucky at Alabama 2:00 p.m. CT

*Texas A&M at Arkansas (SPSO) 2:00 p.m.

CT

*Auburn at Missouri 2:00 p.m. CT

*LSU at Florida (SECN) 2:00 p.m. ET

*Georgia at Tennessee (SPSO) 1:00 p.m. ET

*Vanderbilt at Ole Miss (ESPNU) 2:30 p.m.

CT

*South Carolina at Mississippi State 2:00

p.m. CT

*SEC Game. SECN - SEC Network; SPSO -

Sport-

South; FSN - FS Southwest, FS Southwest

Plus;

FCS Central.

HONORS ROLL IN FOR McFARLAND

Valencia McFarland was named SEC Player of the Week on Dec. 31 after posting impressive numbers and leading the Rebels to a third-place finish at the Tulane DoubleTree Classic. For the two games she recorded a combined triple double with 36 points, 10 rebounds and 13 assists. It is the first SEC Player of the Week honor for an Ole Miss player since Jan. 18, 2010.

McFarland was named to the All-Tournament team for the Tulane DoubleTree Classic and was also named to the New York Life Holiday Invitational All-Tournament Team on Dec. 22 at Hofstra. For that tournament, she averaged 9.5 points per game and 5.5 rebounds per game. Since McFarland has been at Ole Miss, Ole Miss has played in four regular-season tournaments that have released an All-Tournament team and McFarland has been selected to each of those four All-Tournament teams.

She was also named the women's SEC NetScouts Basketball player of the Week for the week of Dec. 31 for her performance at the Tulane DoubleTree Classic.

FALERU BREAKING OUT

Entering her sophomore season, Tia Faleru had scored in double figures in three games and grabbed double-digit rebounds in two games. This season, she has scored in double figures in six games and pulled down double-digit rebounds in two games. She scored a career-high 18 points against LSU, has recorded two double-doubles. Over the last eight games, Faleru is averaging 12.3 points per game. For the season, she is averaging 10.3 points per game.

McFARLAND DISHING OUT ASSISTS

As of Jan. 3, Valencia McFarland is fifth in the SEC in assists per game, averaging 5.0 and she leads Ole Miss with 70 assists. In the last six games, McFarland is averaging 6.8 assists per game. She has recorded 33 career games with at least five assists per game, including eight games this year. McFarland recorded a season-high nine assists on two occasions this year.

CAREER NUMBERS WATCH

Junior point guard Valencia McFarland has recorded 934 career points. She is aiming to become the 25th player in school history to record at least 1,000 career points. If she accomplishes the

2012-13 LEADS AND DEFICITS

Biggest Halftime Lead: 11, vs. Northwestern State, 11/16/12

Biggest Halftime Lead Blown: 2, at Hofstra, 12/21/12

Biggest Halftime Deficit: 13, vs. Lamar, 11/19/12

Biggest Halftime Deficit Erased: 9, vs. UMass, 12/8/12

Biggest Overall Lead: 28, vs. Lipscomb, 11/29/12

Biggest Margin of Victory: 22, vs. Lipscomb, 11/29/12

Biggest Lead Blown to Lose (at any point in a game): 15 at Hofstra, 12/21/12

Biggest Overall Deficit: 19, vs. Lamar, 11/19/12

Biggest Deficit Overcome to Win (at any point in a game): 15, vs. UMass, 12/8/12

Biggest Margin of Defeat: 14, vs. Lamar, 11/19/12

2012-13 OLE MISS WOMEN'S BASKETBALL

AP Top 25

TEAM	RECORD	PTS
1 Connecticut (37)	11-0	997
2 Baylor (3)	10-1	948
3 Duke	11-0	904
4 Stanford	11-1	899
5 Notre Dame	11-1	841
6 Kentucky	12-1	799
7 California	10-1	724
8 Maryland	10-2	703
9 Penn State	10-2	664
10 Georgia	12-1	600
11 Louisville	11-2	563
12 Tennessee	9-3	557
13 Oklahoma State	11-0	504
14 Purdue	11-2	444
15 North Carolina	13-1	403
16 UCLA	8-2	350
17 Oklahoma	10-2	312
18 South Carolina	12-1	309
19 Florida State	11-1	259
20 Colorado	11-0	224
21 Kansas	9-2	183
22 Dayton	12-1	177
23 Arkansas	12-1	165
24 Texas A&M	9-4	135
25 Nebraska	10-3	81

Others receiving votes: Miami (FL) 52, Iowa State 50, Ohio State 36, **Vanderbilt 23**, West Virginia 22, Syracuse 15, Michigan 13, Michigan State 12, Iowa 10, Duquesne 9, UTEP 8, Texas 4, Villanova 1

USA Today Coaches Poll

TEAM	RECORD	PTS
1. Connecticut	(12-0)	775
2. Baylor	(10-1)	732
3. Stanford	(11-1)	707
4. Duke	(11-0)	691
5. Notre Dame	(11-1)	654
6. Kentucky	(12-1)	623
7. California	(10-1)	579
8. Maryland	(10-2)	548
9. Penn State	(10-2)	501
10. Louisville	(12-2)	461
11. Georgia	(12-1)	459
12. Oklahoma State	(11-0)	434
13. Tennessee	(9-3)	408
14. Purdue	(11-2)	365
15. South Carolina	(12-1)	349
16. Oklahoma	(10-2)	290
17. UCLA	(9-2)	252
18. Dayton	(12-1)	214
19. Nebraska	(10-3)	183
20. Kansas	(9-2)	166
21. Florida State	(11-1)	140
22. Texas A&M	(9-4)	134
23. North Carolina	(13-1)	101
24. Ohio State	(10-3)	99
25. Colorado	(11-0)	60

Others receiving votes: Iowa State 39; Syracuse 25; **Arkansas 23**; Miami (Fla.) 17; Toledo 10; Texas-El Paso 9; **Vanderbilt 7**; Kansas State 6; Iowa 4; Texas 3; DePaul 2; South Florida 2; West Virginia 2; Gonzaga 1.

2012-13 opponents in bold

feat this season as a junior, she would be the 14th player in school history to hit 1,000 career points as a junior.

McFarland also has another program milestone to keep her eye on during her career, as she aims to become just the third person in Ole Miss history to score at least 1,000 point, 500 assists and 250 steals. McFarland currently has 934 points, 335 assists and 144 steals. She's looking to join Carol Ross (1977-81) and Glenda Springfield (1975-79).

McFARLAND LEADS THE TEAM IN DOUBLE-FIGURE SCORING GAMES

Through 14 games this season, Valencia McFarland leads the team in double-figure scoring games with 10, followed by Diara Moore with nine, Tia Faleru with six and Gracie Frizzell with five.

REBELS RECORD SEASON-HIGH FROM THREE-POINT RANGE

Ole Miss tied its season high when the team recorded 10 threes against LSU on Jan. 3. Gracie Frizzell made five of the team's threes.

Earlier this season, Ole Miss recorded a season-high 10 three pointers against Northwestern on December 22. Amber Singletary recorded a team-high four while Gracie Frizzell added three. The 10 threes marks the most threes by an Ole Miss team since the 2009-10 season with the team recorded 10 against South Carolina on March 4, 2010.

McFARLAND IN THE NCAA STATS

In the latest set of NCAA stats released on Friday Jan. 4, Valencia McFarland is ranked fourth in assist to turnover ratio (3.04), and is 53rd in the nation in assists per game (5.0). NCAA stats are released every Monday and Friday.

McFARLAND DROPS 20 POINTS ON McNEESE STATE

Junior Valencia McFarland leads all active Ole Miss players with 12 career 20-point games. Her most recent 20-point game was on Dec. 29, 2012 when she scored 20 points against McNeese State. McFarland is one of three active players who have posted a 20-point career game. Redshirt freshman Gracie Frizzell scored a career-high 21 points in Ole Miss' loss to Lamar on Nov. 19 while Diara Moore scored a career-high 25 points against SELA on Nov. 9.

Active Players With 20-Point Games

	Season	Career
Gracie Frizzell	1	1
Diara Moore	1	1
Valencia McFarland	1	12

MARBRA RECORDS CAREER HIGH IN REBOUNDS

Senior Courtney Marbra recorded a career-high 15 rebounds in Ole Miss' 67-55 loss at Cleveland State on Dec. 18. The 15 rebounds are the most by an Ole Miss player since Nikki Byrd recorded 17 on Nov. 26, 2011. Marbra's previous career high was 12 which she recorded at Hawai'i on Nov. 27, 2010.

REBELS CRASHING THE BOARDS

Ole Miss has outrebounded or been tied with its opponent in 11 of the team's 14 games this season. Most recently, Ole Miss ended the game tied with LSU in rebounds with 40 each on Jan. 3.

Ole Miss has recorded 50-plus rebounds on three occasions this year, recording a season-high 54 rebounds against McNeese State and 53 in wins over Lipscomb and Mississippi Valley State.

2012-13 OLE MISS WOMEN'S BASKETBALL

REBELS 2012-13 SUPERLATIVES

BIGGEST OLE MISS LEAD:
28, vs. Lipcomb, 11/29/12

BIGGEST OLE MISS DEFICIT:
19, vs. Lamar, 11/19/12

BIGGEST OLE MISS LEAD IN A LOSS:
15, at Hofstra, 12/21/12

BIGGEST OLE MISS DEFICIT IN A WIN:
15, vs. UMass, 12/8/12

BIGGEST OLE MISS HALFTIME LEAD:
11, vs. NSU, 11/16/12

BIGGEST OLE MISS HALFTIME DEFICIT:
13, vs. Lamar, 11/19/12

BEST OLE MISS 1ST HALF FG%:
54.2% vs. NSU, 11/16/12

WORST OLE MISS 1ST HALF FG%:
23.3% at Cleveland State, 12/19/12

BEST OLE MISS 2ND HALF FG%:
50%, 2x, last vs. UMass, 12/8/12

WORST OLE MISS 2ND HALF FG%:
29.8% at Cleveland State, 12/19/12

MOST POINTS BY OLE MISS IN 1ST HALF:
46 vs. SELA, 11/9/12

FEWEST POINTS BY OLE MISS IN 1ST HALF:
19, at Cleveland State, 12/19/12

MOST POINTS BY OPPONENT IN 1ST HALF:
42, vs. SELA, 11/9/12

FEWEST POINTS BY OPPONENT IN 1ST HALF:
22, vs. Belmont, 12/16/12

MOST POINTS BY OLE MISS IN 2ND HALF:
50, vs. UMass, 12/8/12

FEWEST POINTS BY OLE MISS IN 2ND HALF:
26, vs. Eastern Michigan, 12/30/12

MOST POINTS BY OPPONENT IN 2ND HALF:
45, at LSU, 1/3/13

FEWEST POINTS BY OPPONENT IN 2ND HALF:
22, vs. Lipscomb, 11/29/12

For the season, Ole Miss has a +3.9 rebounding advantage of its opponents and the Rebels have recorded 11 games with 40 or more rebounds. Ole Miss has only been outrebounded in three games this season.

REBELS HOT FROM THE FREE THROW LINE

Through 14 games this season, Ole Miss is shooting 70 percent from the free throw line while in four games this year, Ole Miss has made at least 20 free throws per game. The Rebels went 24-31 against McNeese State on Dec. 29 while Ole Miss went 20-27 from the line in a win over Belmont on Dec. 16. The Rebels went 23-41 in a win over SELA and went 23-27 from the line in a win over MVSU.

Ole Miss players have made at least five free throws in a game on 13 occasions. Diara Moore has made nine, eight and seven, Danielle McCray has made seven, Valencia McFarland has made five and six three times and seven, Tia Faleru has made five two times, Gracie Frizzell has made five once and Kenyotta Jenkins has made eight once.

HOLDING OPPONENTS UNDER 50 POINTS

Over the past four seasons, Ole Miss has held opponents to 50 points or under on 16 occasions. Most recently, Ole Miss held Belmont to 48 points in Ole Miss' 63-48 win on Dec. 16. Ole Miss has held two opponents to under 50 points this season (Lipscomb, 46 points in the Rebels' 68-46 win on Nov. 29) while the team held six opponents to under 50 points in 2008-09, four times in 2009-10, three times last season and once in 2010-11.

REBELS COME BACK FROM DOUBLE-DIGIT DEFICITS

Over the last three seasons, Ole Miss has come back from double-digit deficits nine times to win. Ole Miss came back from 15 down to beat UMass 71-59. The Rebels came back from double-digit deficits four times in 2010-11 and four times in 2011-12.

McFARLAND RECORDS MOST STEALS IN A GAME SINCE 2006

Junior Valencia McFarland recorded a career-high eight steals in Ole Miss' 57-54 loss at LA Tech on Dec. 1. The eight steals is the most by an Ole Miss player in nearly six years. Armintie Price recorded nine steals in a game against Miami on December 21, 2006.

REBELS SHOOT OVER 50 PERCENT FROM THE FIELD IN WIN

Ole Miss shot a season-best 52.2 percent from the floor in the team's win over Northwestern State (24-46). The field-goal percentage marks the highest shooting percentage for the team since the team shot 57.1 percent (32-56) from the floor in a win over Cleveland State on Dec. 21, 2011.

FORCING TURNOVERS, MAKING STEALS

Ole Miss forced 31 turnovers in its game against Northwestern State, the most turnovers by a Rebel team since the team forced Central Michigan into 28 turnovers on Dec. 14, 2011. Ole Miss recorded 19 steals against NSU, the most since 2010 when the team recorded 17 steals against UAPB.

MOORE SCORES 25 IN SEASON-OPENING WIN

Newcomer, junior transfer Diara Moore, recorded a career-best 25 points for Ole Miss in the team's season-opening win over SELA on Nov. 9. She ended the game 7-13 from the floor and 9-13 from the free throw line. Moore's 25 points are the most from an Ole Miss player since Jan. 15, 2012 when Valencia McFarland scored 25 at Alabama.

2012-13 OLE MISS WOMEN'S BASKETBALL

McFARLAND NAMED PRESEASON ALL-SEC

Junior point guard Valencia McFarland has been named to the Preseason Second Team All-SEC as voted on by the league's 14 coaches, the SEC announced Nov. 6. McFarland, a native of Edwards, Miss., was a Second Team All-SEC selection as a sophomore. Last season, she led the team, and was in the top of the SEC in several statistical categories, including points, assist, steals and minutes played. McFarland enters the 2102-13 season poised to break into the 1,000 career-point club as she has scored 776 career points during her first two seasons with the Rebels.

OLE MISS ON TV

Ole Miss is scheduled to be on TV at least six times during the regular season. All times are Central.

Jan. 6	vs. Vanderbilt	2:30 p.m. CT (ESPNU)
Jan. 13	vs. Alabama	1:30 p.m. CT (SPSO)
Jan. 20	vs. Missouri	2 p.m. CT (Cox Sports TV)
Jan. 24	at Florida	6 p.m. CT (CSS)
Feb. 17	vs. South Carolina	1 p.m. CT (SEC Network)
Feb. 24	vs. Georgia	1 p.m. CT (CSS)

2012-13 OLE MISS WOMEN'S BASKETBALL

AN OLE MISS TEAM...

Scored 100+ points at home	101 vs. Winston-Salem State (Dec. 20, 2009)
Scored 100+ points on the road	102 at LSU (Feb. 7, 2010)
Scored 100+ points and lost	Never Happened
Scored 110+ points	110 vs. Rice (Nov. 18, 2005)
Won an overtime game	81-70 vs. Central Michigan (Jan. 3, 2008)
Lost an overtime game	53-50 at Mississippi State (Feb. 12, 2012)
Won a double overtime game	90-87 at Arkansas (Feb. 4, 2007)
Lost a double overtime game	64-57 at Hawai'i (Nov. 27, 2010)
Played a triple overtime game	W, 102-101 (3OT) at LSU (Feb. 7, 2010)
Played a four-overtime game	L, 81-86 vs. Arkansas State (Dec. 7, 2001)
Won an NCAA Tournament game	90-82 vs. Oklahoma (Mar. 25, 2007)
Won a WNIT game	87-49 vs. Murray State (Mar. 22, 2009)
Won an SEC Tournament game	64-63 vs. South Carolina (Mar. 4, 2010)
Made 40+ field goals	41 vs. Central Arkansas (Dec. 17, 2006)
Made 50+ field goals	51 vs. Missouri-St. Louis (Jan. 10, 1983)
Made 10+ three-point field goals	10 at LSU (Jan. 3, 2013)
Had 20+ rebound margin	28 vs. Nicholls State (Nov. 20, 2010)
Had 25+ rebound margin	28 vs. Nicholls State (Nov. 20, 2010)
Had 30+ rebound margin	31 vs. Centenary (Dec. 29, 2009)
Had 50+ rebounds	54 vs. McNeese State (Dec. 29, 2012)
Had 60+ rebounds	62 at Mississippi State (Feb. 12, 2012)
Had 70+ rebounds	70 vs. Mississippi University for Women (Jan. 26, 1979)
Had three players with 10+ rebounds	Robertson (10), Lewis (10), Thomas (10) at Sam Houston State (Nov. 17, 2009)
Attempted 30+ free throws	31 vs. Eastern Michigan (Dec. 30, 2012)
Attempted 35+ free throws	38 vs. North Carolina A&T (Nov. 15, 2008)
Attempted 40+ free throws	41 vs. SELA (Nov. 9, 2012)
Attempted 45+ free throws	46 at Rice (Nov. 17, 2006)
Attempted 50+ free throws	50 vs. Mississippi University for Women (Jan. 24, 1976)
Made 25+ free throws	26 vs. Alabama (Jan. 6, 2010)
Made 30+ free throws	34 at UAB (Nov. 12, 2006)
Made 35+ free throws	36 vs. Mississippi University for Women (Jan. 24, 1976)
Had 25+ assists	31 vs. Winston-Salem State (Dec. 20, 2009)
Had 30+ assists	31 vs. Winston-Salem State (Dec. 20, 2009)
Had 35+ assists	35 vs. Mississippi State (Feb. 16, 1985)
Had 25+ turnovers	25 vs. Northwestern State (Nov. 16, 2012)
Had 35+ turnovers	36 at No. 6 Kentucky (Feb. 2, 2012)
Forced 25+ turnovers	28 vs. Central Michigan (Dec. 14, 2011)
Forced 30+ turnovers	31 vs. Northwestern State (Nov. 16, 2012)
Forced 35+ turnovers	42 vs. Alabama (Mar. 1, 2007)
Forced 40+ turnovers	42 vs. Alabama (Mar. 1, 2007)
Had 15+ steals	17 at LA Tech (Dec. 1, 2012)
Had 20+ steals	25 vs. Alabama (Mar. 1, 2007)
Had 25+ steals	25 vs. Alabama (Mar. 1, 2007)
Blocked 5+ shots	7 vs. McNeese State (Dec. 29, 2012)
Blocked 10+ shots	11 vs. Memphis (Nov. 19, 1998)
Scored 50 points or less	47 vs. Arkansas (March 1, 2012)
Scored 40 points or less	39 vs. No. 4 Tennessee (Feb. 24, 2011)*
Scored 50 or fewer and won	46-45 vs. Auburn (Jan. 25, 1984)
Beat a ranked team	69-65 at No. 23/24 Arkansas (Jan. 23, 2011)
Beat a ranked team on the road	69-65 at No. 23/24 Arkansas (Jan. 23, 2011)
Kept every player on a team out of double figures	vs. South Alabama (Nov. 18, 2011)
Had all five starters score in double figures	at Georgia (Jan. 24, 2010)
Had five+ players score in double figures	5 vs. SELA (Nov. 9, 2012)
Had no players score in double figures	at No. 6 Kentucky (Feb. 2, 2012)
Overcame a 10-point+ halftime deficit to win	16 vs. Vanderbilt (Jan. 2, 2011)
Overcame a 15-point+ halftime deficit to win	16 vs. Vanderbilt (Jan. 2, 2011)

AN OLE MISS PLAYER...

Scored 20+ points	20, Valencia McFarland vs. McNeese State (Dec. 29, 2012)
Scored 30+ points	30, Kayla Melson vs. Vanderbilt (Jan. 2, 2011)
Scored 40+ points	42, Bianca Thomas vs. LSU (Jan. 17, 2010)
Attempted 15+ field goals	17, Tia Faleru at LSU (Jan. 3, 2013)
Attempted 20+ field goals	21, Valencia McFarland vs. Tennessee (Feb. 12, 2012)
Attempted 25+ field goals	27, Bianca Thomas at Tennessee (Feb. 28, 2010)
Recorded a double-double	Tia Faleru (18 pts, 10 rbs.) at LSU (Jan. 3, 2013)
Recorded a triple-double	Kayla Melson, 11 pts., 11 rbs. & 11 assists vs. Southeastern Louisiana (Nov. 13, 2009)
Had 10+ assists	11, Valencia McFarland vs. SELA (Dec. 29, 2011)
Had 15+ assists	15, Kim Bullard vs. Middle Tennessee (Dec. 21, 1985)
Had 5+ blocks	5, Nikki Byrd vs. SELA (Dec. 29, 2011)

Had 10+ blocks	Never Happened
Had 5+ steals	5, Valencia McFarland vs. McNeese State (Dec. 29, 2012)
Had 10+ steals	12, Arminie Price vs. Illinois (Dec. 2, 2006)
Had 15+ rebounds	15, Courtney Marbra at Cleveland State (Dec. 16, 2012)
Had 20+ rebounds	20, Arminie Price at Mississippi State (Jan. 26, 2006)
Made 15+ field goals	17, Jennifer Gillom vs. Memphis (Dec. 10, 1985)
Made 10+ free throws	10, Valencia McFarland vs. Central Michigan (Dec. 14, 2011)
Made 15+ free throws	16, Arminie Price at UAB (Nov. 12, 2006)
Attempted 10+ free throws	10, Kenyotta Jenkins vs. Eastern Michigan (Dec. 30, 2012)
Attempted 15+ free throws	15, Bianca Thomas vs. LSU (Jan. 17, 2010)
Attempted 20+ free throws	21, Arminie Price at UAB (Nov. 12, 2006)
Made 5+ three-pointers	5, Gracie Frizzell at LSU (Jan. 3, 2013)
Made 10+ three-pointers	Never Happened
Attempted 10+ three-pointers	10, Amber Singletary vs. Northwestern (Dec. 22, 2012)
Attempted 15+ three-pointers	15, Bianca Thomas vs. Tennessee (Feb. 11, 2009)
Had 10+ offensive rebounds	11, Dee Forrest vs. Florida (Jan. 19, 2006)
Had 10+ defensive rebounds	11, Nikki Byrd vs. SELA (Dec. 29, 2011)
Had 20+ points and 20+ rebounds	Arminie Price, 22 points & 20 rebounds at Miss. State (Jan. 26, 2006)
Had a double-double in two straight games	Nikki Byrd vs. Florida (Jan. 5, 2012) & at Vanderbilt (Jan. 8, 2012)
Had a double-double in three straight games	Nikki Byrd vs. Central Michigan (Dec. 14, 2011) & at Lipscomb (Dec. 16, 2011) & vs. Murray State (Dec. 19, 2011)
Had a double-double in four straight games	Nikki Byrd vs. UAPB (Nov. 29), at UMass (Nov. 26, 2011), vs. South Alabama (Nov. 18, 4) & at SEMO (Nov. 21)
Had a double-double in five straight games	Nikki Byrd vs. Grambling State (Dec. 3) vs. UAPB (Nov. 29), at UMass (Nov. 26, 2011), vs. South Alabama (Nov. 18, 4) & at SEMO (Nov. 21)
Had a double-double in seven straight games	Arminie Price, Jan. 14-Feb. 8, 2007
Had 10+ double-doubles in a season	12 Nikki Byrd, 2011-12 season
Shot 100% from the floor (min. 5)	Nikki Byrd, 6-for-6 vs. Mississippi State (Jan. 21, 2010)
Played 40 minutes	Valencia McFarland vs. Auburn (Jan. 29, 2012)
Played over 40 minutes	Tia Faleru (45), Valencia McFarland (43), Amber Singletary (42) at Mississippi State (Feb. 19, 2012)
Fouled out	Tia Faleru at LSU (Jan. 3, 2013)

AN OLE MISS OPPONENT...

Scored 100+ points	101 (Feb. 7, 2010 at LSU)
Scored 100+ points in Oxford	Never Happened
Made 40+ field goals	42 (Jan. 16, 2003 at Georgia)
Made 10+ three-pointers	10 (Feb. 5, 2012 at Florida)
Had 50+ rebounds	54 (Jan. 22, 2012 vs. No. 15 Georgia)
Had 60+ rebounds	61 (Dec. 14, 2011 vs. Central Michigan)
Had 20+ rebounding margin	20 (Jan. 30, 2011 at Vanderbilt)
Had 25+ rebounding margin	26 (Mar. 5, 2010 vs. Tennessee)
Attempted 35+ free throws	47 (Nov. 9, 2012 vs. SELA)
Made 30+ free throws	31 (Nov. 9, 2012 vs. SELA)
Had 25+ turnovers	31 (Nov. 16, 2012 vs. Northwestern State)
Had 20+ steals	24 (Mar. 13, 1991 vs. Stephen F. Austin)
Had 30+ assists	33 (Jan. 16, 2003 at Georgia)
Scored 50 points or less	48 (Dec. 16, 2012 vs. Belmont)
Scored 40 points or less	38 (Dec. 29, 2009 vs. Centenary)

AN OLE MISS OPPONENT'S PLAYER...

Scored 20+ points	24, Danielle Ballard (Jan. 3, 2013 at LSU)
Scored 30+ points	32, Ashlyn Baggett (Dec. 29, 2012 vs. McNeese State)
Scored 40+ points	41, Janet Holt (Nov. 16, 2001 at Tennessee Tech)
Attempted 15+ field goals	19, Danielle Ballard (Jan. 3, 2013 at LSU)
Attempted 25+ field goals	25, Ashlyn Baggett (Dec. 29, 2012 vs. McNeese State)
Made 10+ field goals	12, Ashlyn Baggett (Dec. 29, 2012 vs. McNeese State)
Made 8+ three-pointers	8, Chelsie Wiley (Dec. 20, 2008 at UCF)
Made 10+ free throws	10, Elizabeth Styles (Nov. 9, 2012 vs. SELA)
Had 15+ rebounds	16, Shante Evans (Dec. 21, 2012 at Hofstra)
Had 20+ rebounds	20, Courtney Paris (Mar. 25, 2007 vs. Oklahoma)
Had 10+ assists	10, Karly Roser (Dec. 22, 2012 vs. Northwestern)
Had 8+ steals	8, Maurita Reid (Dec. 15, 2007 at Miami)
Had 5+ blocks	6, Hasina Muhammad (Feb. 26, 2012 at Auburn)
Recorded a double-double	Danielle Ballard, 24 pts., 12 reb. (Jan. 3, 2013 at LSU)
Recorded a triple-double	Kailha Szunko, 21 points, 16 rebounds, 10 steals (Dec. 18, 2010 at Central Michigan)

* Game called with 5:24 left in the second half due to rain on the floor.

2012-13 OLE MISS WOMEN'S BASKETBALL

UPDATED PLAYER CAREER/SEASON HIGHS

#3 VALENCIA McFARLAND	
POINTS	POINTS
25, at Alabama, 1/12/12	20, vs. McNeese State, 12/29/12
REBOUNDS	REBOUNDS
8, vs. Eastern Michigan, 12/30/12	8, vs. Eastern Michigan, 12/30/12
FIELD GOALS	FIELD GOALS
9, 2x, last at Alabama, 1/12/12	7, 2x, last at LA Tech, 12/1/12
FREE THROWS	FREE THROWS
10 vs. Central Michigan, 12/14/11	6, 2x, last vs. McNeese State, 12/29/12
THREE-POINTERS	THREE-POINTERS
6, vs. Illinois, 11/28/10	1, 2x, last vs. Eastern Michigan, 12/30/12
ASSISTS	ASSISTS
11, vs. SELA, 12/29/11	9, 2x, last at LSU, 1/3/13
STEALS	STEALS
8, at LA Tech, 12/1/12	8, at LA Tech, 12/1/12
BLOCKS	BLOCKS
2 vs. Central Michigan, 12/14/11	1, vs. SELA, 11/9/12

#10 DIARA MOORE	
POINTS	POINTS
25, vs. SELA, 11/9/12	25, vs. SELA, 11/9/12
REBOUNDS	REBOUNDS
9, vs. Belmont, 12/18/12	9, vs. Belmont, 12/18/12
FIELD GOALS	FIELD GOALS
7, vs. SELA, 11/9/12	7, 2x, last vs. UMass, 12/8/12
FREE THROWS	FREE THROWS
9, vs. SELA, 11/9/12	9, vs. SELA, 11/9/12
THREE-POINTERS	THREE-POINTERS
3, vs. NSU, 11/16/12	3, vs. NSU, 11/16/12
ASSISTS	ASSISTS
4, 2x, last vs. vs. Belmont, 12/18/12	4, 2x, last vs. vs. Belmont, 12/18/12
STEALS	STEALS
3, vs. NSU, 11/16/12	3, vs. NSU, 11/16/12
BLOCKS	BLOCKS
1, vs. UMass, 12/8/12	1, vs. UMass, 12/8/12

#11 KENYOTTA JENKINS	
POINTS	POINTS
13, 2x, last vs. SELA, 11/9/12	13, vs. SELA, 11/9/12
REBOUNDS	REBOUNDS
11, vs. McNeese State, 12/29/12	11, vs. McNeese State, 12/29/12
FIELD GOALS	FIELD GOALS
6, vs. SELA, 11/9/12	6, vs. SELA, 11/9/12
FREE THROWS	FREE THROWS
8, vs. Eastern Michigan, 12/30/12	8, vs. Eastern Michigan, 12/30/12
THREE-POINTERS	THREE-POINTERS
2, 2x, last vs. Arkansas, 2/17/11	1, vs. NSU, 11/16/12
ASSISTS	ASSISTS
3, 2x, last vs. Lipscomb, 11/29/12	3, vs. Lipscomb, 11/29/12
STEALS	STEALS
4 vs. SELA, 12/29/11	2, 2x, last vs. Northwestern, 12/22/12
BLOCKS	BLOCKS
4, vs. McNeese State, 12/29/12	4, vs. McNeese State, 12/29/12

2012-13 OLE MISS WOMEN'S BASKETBALL

UPDATED PLAYER CAREER/SEASON HIGHS

#12 GRACIE FRIZZELL	
POINTS 21, vs. Lamar, 11/19/12	POINTS 21, vs. Lamar, 11/19/12
REBOUNDS 5, vs. SELA, 11/9/12	REBOUNDS 5, vs. SELA, 11/9/12
FIELD GOALS 6, vs. Lamar, 11/19/12	FIELD GOALS 6, vs. Lamar, 11/19/12
FREE THROWS 5, vs. Northwestern, 12/22/12	FREE THROWS 5, vs. Northwestern, 12/22/12
THREE-POINTERS 5, 2x, last vs. LSU, 1/3/13	THREE-POINTERS 5, 2x, last vs. LSU, 1/3/13
ASSISTS 3, vs. Lipscomb, 11/29/12	ASSISTS 3, vs. Lipscomb, 11/29/12
STEALS 2, 4x, last at Hofstra, 12/21/12	STEALS 2, 4x, last at Hofstra, 12/21/12
BLOCKS 1, 2x, last vs. McNeese State, 12/29/12	BLOCKS 1, 2x, last vs. McNeese State, 12/29/12

#14 MAGGIE McFERRIN	
POINTS 12 vs. Georgia, 2/13/11	POINTS 8, 2x, last at Cleveland State, 12/16/12
REBOUNDS 4 vs. Arkansas, 2/17/11	REBOUNDS 2, vs. MVSU, 11/27/12
FIELD GOALS 4 vs. Georgia, 2/13/11	FIELD GOALS 2, vs. SELA, 11/9/12
FREE THROWS 3, vs. SELA, 11/9/12	FREE THROWS 3, vs. SELA, 11/9/12
THREE-POINTERS 3, 5x, last at Cleveland State, 12/16/12	THREE-POINTERS 3, at Cleveland State, 12/16/12
ASSISTS 4, 2x, last vs. Murray State, 12/19/11	ASSISTS 3, vs. SELA, 11/9/12
STEALS 3, 2x, last at Cleveland Stat, 12/16/12	STEALS 3, at Cleveland State, 12/16/12
BLOCKS	BLOCKS

#20 AMBER SINGLETARY	
POINTS 18, vs. Northwestern, 12/22/12	POINTS 18, vs. Northwestern, 12/22/12
REBOUNDS 4, 2x, last vs. McNeese State, 12/29/12	REBOUNDS 4, vs. McNeese State, 12/29/12
FIELD GOALS 7, vs. Northwesntern, 12/22/12	FIELD GOALS 7, vs. Northwesntern, 12/22/12
FREE THROWS 3, 2x, last vs. SELA, 11/9/12	FREE THROWS 3, vs. SELA, 11/9/12
THREE-POINTERS 4, vs. Northwesntern, 12/22/12	THREE-POINTERS 4, vs. Northwesntern, 12/22/12
ASSISTS 4 vs. Grambling State, 12/3/11	ASSISTS 4, 2x, last vs. McNeese State, 12/29/12
STEALS 6 vs. UAPB, 11/29/11	STEALS 3, vs. Northwesntern, 12/22/12
BLOCKS 1, 7x, last vs. McNeese State, 12/29/12	BLOCKS 1, vs. McNeese State, 12/29/12

2012-13 OLE MISS WOMEN'S BASKETBALL

UPDATED PLAYER CAREER/SEASON HIGHS

#21 DESTINI PRICE	
POINTS	POINTS
REBOUNDS	REBOUNDS
1, vs. NSU, 11/16/12	1, vs. NSU, 11/16/12
FIELD GOALS	FIELD GOALS
FREE THROWS	FREE THROWS
THREE-POINTERS	THREE-POINTERS
ASSISTS	ASSISTS
1, vs. Eastern Michigan, 12/30/12	1, vs. Eastern Michigan, 12/30/12
STEALS	STEALS
BLOCKS	BLOCKS

#22 DANIELLE McCRAY	
POINTS	POINTS
16, vs. UMass, 12/8/12	16, vs. UMass, 12/8/12
REBOUNDS	REBOUNDS
14, vs. Lipscomb, 11/29/12	14, vs. Lipscomb, 11/29/12
FIELD GOALS	FIELD GOALS
6, 3x, last vs. UMass, 12/8/12	6, vs. UMass, 12/8/12
FREE THROWS	FREE THROWS
7, vs. MVSU, 11/27/12	7, vs. MVSU, 11/27/12
THREE-POINTERS	THREE-POINTERS
1, 3x, last vs. Eastern Michigan, 12/29/12	1, 2x, last vs. Eastern Michigan, 12/29/12
ASSISTS	ASSISTS
3, at LSU, 1/3/13	3, at LSU, 1/3/13
STEALS	STEALS
3, vs. Belmont, 12/18/12	3, vs. Belmont, 12/18/12
BLOCKS	BLOCKS
3, 2x, last vs. UMass, 12/8/12	3, vs. UMass, 12/8/12

#25 COURTNEY MARBRA	
POINTS	1Q
12, 2x, last vs. SELA, 11/9/12	POINTS
REBOUNDS	12, vs. SELA, 11/9/12
15, at Cleveland State, 12/16/12	REBOUNDS
FIELD GOALS	15, at Cleveland State, 12/16/12
5, 3x, last vs. SELA, 11/9/12	FIELD GOALS
FREE THROWS	6, at Hofstra, 12/21/12
4 vs. South Alabama, 11/18/11	FREE THROWS
THREE-POINTERS	3, vs. MVSU, 11/27/12
ASSISTS	THREE-POINTERS
4 vs. Winston-Salem State 12/20/09	ASSISTS
STEALS	1, 6x, last vs. Northwestern, 12/22/12
5 vs. Sam Houston State, 11/13/10	STEALS
BLOCKS	4, at Cleveland State, 12/16/12
3, at LSU, 1/3/13	BLOCKS
	3, at LSU, 1/3/13

2012-13 OLE MISS WOMEN'S BASKETBALL

UPDATED PLAYER CAREER/SEASON HIGHS

<p>#32 TIA FALERU</p> <p>POINTS 18, at LSU, 1/3/13</p> <p>REBOUNDS 12 at Mississippi State, 2/12/12</p> <p>FIELD GOALS 8, at LSU, 1/3/13</p> <p>FREE THROWS 5, 3x, last vs. UMass, 12/8/12</p> <p>THREE-POINTERS 2 vs. North Florida, 11/11/11</p> <p>ASSISTS 5, vs. UMass, 12/8/12</p> <p>STEALS 5, vs. Lamar, 11/19/12</p> <p>BLOCKS 1, 8x, last at LSU, 1/3/13</p>	<p>POINTS 18, at LSU, 1/3/13</p> <p>REBOUNDS 10, 2x, last at LSU, 1/3/13</p> <p>FIELD GOALS 8, at LSU, 1/3/13</p> <p>FREE THROWS 5, 2x, last vs. UMass, 12/8/12</p> <p>THREE-POINTERS 1, vs. Belmont, 12/18/12</p> <p>ASSISTS 5, vs. UMass, 12/8/12</p> <p>STEALS 5, vs. Lamar, 11/19/12</p> <p>BLOCKS 1, 5x, last at LSU, 1/3/13</p>
--	---

<p>#42 MONIQUE JACKSON</p> <p>POINTS 8, 2x, last vs. Lipscomb, 11/29/12</p> <p>REBOUNDS 8 at Mississippi State, 2/12/12</p> <p>FIELD GOALS 3, 5x, last at Hofstra, 12/21/12</p> <p>FREE THROWS 3, 2x, last vs. MVSU, 11/27/12</p> <p>THREE-POINTERS</p> <p>ASSISTS 2, 2x, last at LSU, 1/3/13</p> <p>STEALS 3, at LA Tech, 12/1/12</p> <p>BLOCKS 4 at Lipscomb, 12/16/11</p>	<p>POINTS 8, vs. Lipscomb, 11/29/12</p> <p>REBOUNDS 7, vs. Lamar, 11/19/12</p> <p>FIELD GOALS 3, 5x, last at Hofstra, 12/21/12</p> <p>FREE THROWS 3, vs. MVSU, 11/27/12</p> <p>THREE-POINTERS</p> <p>ASSISTS 2, at LSU, 1/3/13</p> <p>STEALS 3, at LA Tech, 12/1/12</p> <p>BLOCKS 2, vs. Lipscomb, 11/29/12</p>
---	---

TELEVISION/RADIO ROSTER



VALENCIA McFARLAND
Jr. • PG • 5-4



10 DIARA MOORE
Jr. • G • 5-7



11 KENYOTTA JENKINS
Jr. • F • 5-10



12 GRACIE FRIZZELL
RS-Fr. • G • 5-10



MAGGIE McFERRIN
Sr. • G • 5-7



20 AMBER SINGLETARY
So. • PG • 5-9



21 DESTINI PRICE
Fr. • F • 6-0



22 DANIELLE McCRAY
So. • F • 6-1



COURTNEY MARBRA
Sr. • F • 6-1



32 TIA FALERU
So. • F • 6-0



42 MONIQUE JACKSON
So. • F • 6-1



HC BRETT FRANK
1st year (SOSU, '95)

2012-13 OLE MISS BOX SCORES

Game #1 • November 9, 2012

Ole Miss 95, SELA 85

SELA	FG	3P	FT	R	TP	A	B	S
02 Gibson, Aja*	3-4	0-0	1-2	4	7	1	0	0
45 Simmons, Brandi*	1-5	0-0	1-3	4	3	2	0	2
22 Mims, Taylor*	1-3	0-0	3-6	1	5	3	0	1
23 Hoskins, Jameika*	4-13	0-4	4-7	7	12	2	0	3
24 Miller, Symone*	4-8	1-2	7-10	6	16	0	0	1
01 Epting, Courtney	1-2	0-0	0-0	1	2	0	0	0
11 Styles, Elizabeth	5-9	1-1	10-11	2	21	2	0	1
13 Hernandez, Erica	0-3	0-2	0-0	1	0	0	0	0
20 Morris, Cierra	1-2	0-1	2-4	2	4	1	0	0
30 Pool, Nanna	6-8	0-0	3-4	6	15	0	0	0
TEAM				7				
Totals.....	26-57	2-10	31-47	41	85	11	0	8

OLE MISS	FG	3P	FT	R	TP	A	B	S
22 McCray, Danielle*	0-0	0-0	0-0	1	0	0	0	0
25 Marbra, Courtney*	5-6	0-0	2-5	5	12	1	0	1
03 McFarland, Valencia*	2-6	0-0	0-2	4	4	5	1	2
10 Moore, Diara*	7-13	2-4	9-13	7	25	1	0	0
12 Frizzell, Gracie*	2-13	2-8	4-6	5	10	0	0	1
11 Jenkins, Kenyotta	6-10	0-0	1-3	10	13	1	0	0
14 McFerrin, Maggie	2-5	1-4	3-4	1	8	3	0	0
20 Singletary, Amber	3-7	2-4	3-4	1	11	2	0	1
21 Price, Destini	0-0	0-0	0-0	0	0	0	0	0
32 Faleru, Tia	4-8	0-0	1-2	3	9	1	0	1
42 Jackson, Monique	1-3	0-0	1-2	2	3	0	1	0
TEAM				4				
Totals.....	32-71	7-20	24-41	43	95	14	2	6

Officials: Beverly Roberts, Mike Riggs, Angel Stanton
 Technical fouls: SELA-None. Ole Miss-TM.

Attendance: 1813

Score by Periods	1st	2nd	Total
SELA	42	43	85
Ole Miss	46	49	95

Game #3 • November 19, 2012

Lamar 85, Ole Miss 71

LAMAR	FG	3P	FT	R	TP	A	B	S
24 Robinson, Alice*	2-5	0-0	0-1	4	4	0	1	1
25 Edwards, Dominique*	8-10	2-3	3-5	5	21	0	0	0
01 Ayers, Gia*	1-8	0-2	2-2	4	4	13	0	1
05 Loyd, Kalis*	12-15	1-1	2-4	9	27	6	1	3
14 Baylor, Carenn*	6-9	1-2	1-1	4	14	4	1	1
12 Booker, Asia	0-1	0-1	0-0	0	0	0	0	0
15 Adesulu, Caroline	0-0	0-0	0-0	0	1	0	0	0
30 Hays, Taylor	1-2	1-1	0-0	4	1	0	1	1
32 Long, Shauna	2-3	1-2	5-6	0	10	0	0	0
44 Henderson, Jasmin	1-4	0-2	0-0	3	2	0	0	1
TEAM				4				
Totals.....	33-57	6-14	13-19	37	85	23	4	8

OLE MISS	FG	3P	FT	R	TP	A	B	S
22 McCray, Danielle*	1-4	0-1	4-4	9	6	0	0	1
25 Marbra, Courtney*	0-2	0-0	1-2	4	1	1	0	0
03 McFarland, Valencia*	1-8	0-1	1-2	5	3	6	0	3
10 Moore, Diara*	3-12	1-5	3-7	3	10	4	0	0
12 Frizzell, Gracie*	6-11	5-9	4-4	0	21	0	0	2
11 Jenkins, Kenyotta	5-8	0-0	1-2	2	11	0	0	0
14 McFerrin, Maggie	0-2	0-2	0-0	1	0	1	0	0
20 Singletary, Amber	3-6	2-3	0-0	1	8	1	0	2
32 Faleru, Tia	1-6	0-2	3-4	1	5	0	0	5
42 Jackson, Monique	3-6	0-0	0-1	7	6	0	0	0
TEAM				6				
Totals.....	230-65	8-23	17-26	39	71	13	0	13

Officials: Jesse Dickerson, Carla Fountain, Kyle Galloway
 Technical fouls: Lamar-None. Ole Miss-None.

Attendance: 402

Score by Periods	1st	2nd	Total
Lamar	41	44	85
Ole Miss	28	43	71

Game #2 • November 16, 2012

Ole Miss 67, Northwestern State 51

Northeastern State	FG	3P	FT	R	TP	A	B	S
13 Perez, Janelle*	3-8	1-3	0-1	1	7	3	0	4
20 Ausmer, Arianne*	0-0	0-0	2-2	6	2	2	0	1
21 Upchruch, Jasmine*	5-9	0-0	3-4	5	13	0	0	1
23 Johnson, Markeisha*	2-5	0-0	0-2	1	4	1	0	0
24 Bradley, Jasmine*	3-5	2-2	2-2	5	10	1	0	2
01 Lee, Keisha	3-7	1-3	1-2	0	8	0	0	1
02 Williams, Tiandra	1-3	0-1	0-0	1	2	0	0	1
11 Fuller, Breanna	2-2	0-0	1-2	2	5	0	0	0
30 Westerfield, Danielle	0-2	0-0	0-0	0	0	0	0	1
TEAM				4				
Totals.....	19-41	4-9	9-15	25	51	7	0	11

Ole Miss	FG	3P	FT	R	TP	A	B	S
03 McFarland, Valencia*	6-10	0-1	0-1	2	12	3	0	5
10 Moore, Diara*	4-9	3-7	2-2	4	13	2	0	3
12 Frizzell, Gracie*	3-5	0-2	3-4	2	9	1	0	2
22 McCray, Danielle*	1-2	0-1	0-0	0	3	2	3	0
25 Marbra, Courtney*	1-2	0-0	2-3	5	4	1	0	3
11 Jenkins, Kenyotta	2-4	1-1	2-2	4	7	1	0	0
14 McFerrin, Maggie	0-2	0-2	0-0	1	0	1	0	1
20 Singletary, Amber	0-2	0-2	0-0	0	0	1	0	0
21 Price, Destini	0-0	0-0	0-0	1	0	0	0	0
32 Faleru, Tia	4-7	0-1	5-6	4	13	2	1	3
42 Jackson, Monique	3-3	0-0	1-3	0	7	0	0	2
TEAM				2				
Totals.....	24-46	4-17	15-21	25	67	13	1	19

Officials: Mary Day, Sue Blanch, Metta Roberts
 Technical fouls: Northwestern State-None. Ole Miss-None.

Attendance: 3866

Score by Periods	1st	2nd	Total
Northwestern State	24	27	51
Ole Miss	35	32	67

Game #4 • November 27, 2012

Ole Miss 62, MVSU 60

MVSU	FG	3P	FT	R	TP	A	B	S
22 Frank, Alia*	6-18	0-1	2-2	7	14	5	1	4
31 Sanders, Jasmyne*	3-9	0-0	2-3	5	8	0	1	1
11 Sanders, Joncyee*	1-11	0-2	0-1	6	2	10	1	5
15 Jefferson, Davina*	3-7	1-2	1-4	3	8	2	0	1
20 Stallings, Lenise*	3-8	3-7	2-2	3	11	0	0	1
12 Kennedy, Olivia	2-2	1-1	0-0	1	5	0	0	0
14 Clemons, Khristina	1-2	0-0	0-0	2	2	0	0	0
21 Weathers, A'Shanti	1-3	0-2	0-0	0	2	0	0	1
23 Silas, Derita	1-4	1-2	0-0	1	3	0	0	1
30 Walker, Dominique	2-3	0-0	1-2	2	5	0	0	0
TEAM				7				
Totals.....	23-67	6-17	8-14	37	60	17	3	14

OLE MISS	FG	3P	FT	R	TP	A	B	S
11 Jenkins, Kenyotta*	1-4	0-0	3-4	6	5	1	0	0
25 Marbra, Courtney*	2-4	0-0	3-4	10	7	0	1	1
03 McFarland, Valencia*	6-11	0-3	0-0	2	12	0	0	0
10 Moore, Diara*	4-13	0-4	7-7	5	15	2	0	0
12 Frizzell, Gracie*	2-10	1-7	0-0	4	5	0	0	2
14 McFerrin, Maggie	0-1	0-1	0-0	2	0	1	0	0
20 Singletary, Amber	1-6	0-3	0-0	1	2	2	0	0
22 McCray, Danielle	2-6	0-0	7-8	12	11	0	0	0
42 Jackson, Monique	1-5	0-0	3-4	5	5	0	0	2
TEAM				6				
Totals.....	19-60	1-18	23-27	53	62	4	1	7

Officials: Lawson Newton, Eric Koch, Nick Marshall
 Technical fouls: Mississippi Valley S-None. Ole Miss-None.

Attendance: 468

Score by Periods	1st	2nd	Total
Mississippi Valley S	23	37	60
Ole Miss	31	31	62

2012-13 OLE MISS BOX SCORES

Game #5 • November 29, 2012

Ole Miss 68, Lipscomb 48

	FG	3P	FT	R	TP	A	B	S
Lipscomb								
44 McMEANS, Chelsea*	0-2	0-0	0-0	3	0	0	0	0
50 BANKS, Alex*	0-5	0-2	0-0	2	0	0	0	0
10 SMITH, Kelli*	2-5	1-3	0-0	4	5	1	0	0
30 PHILLIPS, Hannah*	3-13	1-5	0-0	3	7	1	0	2
34 STASTNY, Presley*	7-14	1-6	0-0	3	15	0	0	0
02 CHARPENTIER, Mallory	2-2	0-0	0-0	2	4	2	0	0
04 WRIGHT, Jana	3-3	0-0	1-2	0	0	1	0	1
14 POUENGUE, Helena	0-1	0-1	0-0	1	0	0	0	0
20 BURNETTE, Shanice	0-1	0-1	0-0	1	0	0	0	0
22 SMITH, O'Neisha	0-1	0-0	1-3	2	1	0	0	0
40 SCARBROUGH, Natalie	0-2	0-1	0-0	0	0	0	0	0
42 REECE, Jess	1-3	0-0	1-2	3	3	0	0	0
51 ROBINSON, Sasha	0-3	0-0	0-2	2	4	1	1	0
54 THORNSBERRY, Erika	1-3	0-1	2-2	1	4	0	0	0
Team				8				
Totals.....	19-58	3-20	5-11	35	46	6	0	3

	FG	3P	FT	R	TP	A	B	S
OLE MISS								
11 Jenkins, Kenyotta*	3-7	0-2	3-6	10	9	3	0	1
25 Marbra, Courtney*	0-1	0-0	2-2	5	2	0	1	1
03 McFarland, Valencia*	6-13	1-5	1-2	2	14	5	0	4
10 Moore, Diara*	4-11	1-4	3-4	5	12	1	0	0
12 Frizzell, Gracie*	1-4	0-2	0-0	2	2	3	0	1
14 McFerrin, Maggie	1-5	1-3	0-0	1	3	1	0	0
20 Singletary, Amber	1-4	1-1	0-0	2	3	0	0	0
22 McCray, Danielle	4-11	0-1	1-2	14	9	1	0	1
32 Faleru, Tia	1-4	0-0	4-4	1	6	0	0	0
42 Jackson, Monique	3-8	0-0	2-2	6	8	0	2	0
Team				5				
Totals.....	24-68	4-18	16-22	53	68	14	3	9

Officials: Mark Zentz, Laura C. Morris, Troy Winders

Technical fouls: Lipscomb-None. Ole Miss-None.

Attendance: 371

Score by Periods	1st	2nd	Total
Lipscomb	24	22	46
Ole Miss	27	41	68

Game #7 • December 8, 2012

Ole Miss 71, UMass 59

	FG	3P	FT	R	TP	A	B	S
UMass								
23 Timbilla, Rashida*	4-8	0-1	2-3	4	10	0	0	0
24 Mital, Emily*	2-11	1-7	2-2	5	7	4	0	1
25 Montgomery, Dee*	2-9	1-2	0-0	3	5	3	0	3
32 Watson, Jasmine*	9-15	0-0	1-5	6	19	2	1	0
41 Bomben, Kiara*	1-4	0-1	3-4	6	5	4	0	1
01 Henry, Nola	0-4	0-2	0-0	2	0	2	0	0
04 Pierre-Louis, Kim	1-2	0-0	2-2	4	4	0	0	0
05 Jordan, Adriana	0-0	0-0	0-0	0	0	0	0	0
10 Harris, Jasmine	0-1	0-0	0-0	1	0	0	0	0
34 Rodney, Aisha	2-2	0-0	2-2	2	6	0	0	0
44 Niggeling, Millie	1-5	1-2	0-0	7	3	0	0	0
TEAM				5				
Totals.....	22-61	3-15	12-18	45	59	15	1	5

	FG	3P	FT	R	TP	A	B	S
Ole Miss								
23 Timbilla, Rashida*	4-8	0-1	2-3	4	10	0	0	0
03 McFarland, Valencia*	3-9	0-3	6-8	5	12	5	0	1
10 Moore, Diara*	7-18	1-4	0-0	3	15	2	1	2
11 Jenkins, Kenyotta*	1-2	0-0	0-0	5	2	0	0	1
12 Frizzell, Gracie*	0-5	0-4	0-0	0	0	0	0	1
25 Marbra, Courtney*	1-3	0-0	0-2	4	2	0	0	0
14 McFerrin, Maggie	0-1	0-1	0-0	1	0	2	0	0
20 Singletary, Amber	0-4	0-2	1-2	0	1	0	0	0
22 McCray, Danielle	6-14	0-0	4-5	5	16	2	3	1
32 Faleru, Tia	6-8	0-1	5-7	6	17	5	1	4
42 Jackson, Monique	3-5	0-0	0-0	6	6	0	0	0
TEAM				10				
Totals.....	27-69	1-15	16-24	45	71	16	5	10

Officials: Felicia Grinter, Amy Bonner, Rod Creech

Technical fouls: UMass-None. Ole Miss-None.

Attendance: 573

Score by Periods	1st	2nd	Total
UMASS	30	29	59
Ole Miss	21	50	71

Game #8 • December 16, 2012

Ole Miss 63, Belmont 48

	FG	3P	FT	R	TP	A	B	S
Belmont								
10 CARROLL, Katie*	1-3	0-2	0-0	1	2	0	0	0
12 COLEMAN, Jordan*	7-13	0-0	0-0	11	14	3	0	2
20 ERNST, Molly*	0-9	0-8	0-0	1	0	2	0	0
32 BROOKS, Katie*	3-8	0-0	0-0	2	6	6	1	0
50 VISBEEN, Alyssa*	4-11	1-3	2-2	5	11	0	0	1
01 TARRENCE, Adrienne	2-3	0-0	0-0	2	4	1	0	1
04 DOWNS, Julianne	1-1	1-1	0-0	1	3	0	0	0
13 LUFFMAN, Jordyn	2-6	0-2	4-6	4	8	2	0	3
23 VAUGHT, Torie	0-1	0-0	0-0	1	2	0	0	0
30 BRYCE, Blair	0-2	0-0	0-0	0	0	0	0	1
TEAM				3				
Totals.....	20-57	2-16	6-8	31	48	14	1	8

	FG	3P	FT	R	TP	A	B	S
Ole Miss								
03 McFarland, Valencia*	3-9	0-1	6-6	6	12	2	0	1
10 Moore, Diara*	2-11	0-4	8-9	9	12	4	0	2
11 Jenkins, Kenyotta*	3-5	0-0	0-0	1	6	0	0	2
12 Frizzell, Gracie*	0-5	0-2	2-2	3	2	1	0	1
25 Marbra, Courtney*	3-6	0-0	0-1	7	6	1	0	2
14 McFerrin, Maggie	0-1	0-1	0-0	0	0	0	0	0
22 McCray, Danielle	4-9	0-1	0-3	4	8	0	0	3
32 Faleru, Tia	5-8	1-2	2-2	4	13	1	0	1
42 Jackson, Monique	1-3	0-0	2-4	5	4	0	1	2
TEAM				8				
Totals.....	21-57	1-11	20-27	47	63	9	1	4

Officials: Tina Napier, Charlie Hust, Rob Flessler

Technical fouls: Belmont-None. Ole Miss-None.

Attendance: 413

Score by Periods	1st	2nd	Total
Belmont	22	26	48
Ole Miss	26	37	63

Game #6 • December 1, 2012

LA Tech 57, Ole Miss 54

	FG	3P	FT	R	TP	A	B	S
Ole Miss								
25 Marbra, Courtney*	0-3	0-0	0-0	5	0	1	1	1
03 McFarland, Valencia*	7-17	0-3	1-2	3	15	3	1	8
10 Moore, Diara*	2-11	1-4	2-2	3	7	1	0	1
11 Jenkins, Kenyotta*	4-6	0-0	0-0	7	8	0	1	0
12 Frizzell, Gracie*	2-5	1-3	0-0	4	5	0	0	1
14 McFerrin, Maggie	0-1	0-1	0-0	0	0	0	0	0
20 Singletary, Amber	3-7	0-2	2-2	3	8	0	0	0
22 McCray, Danielle	1-6	0-1	0-0	3	2	1	1	1
32 Faleru, Tia	1-4	0-0	1-2	1	3	0	0	2
42 Jackson, Monique	2-5	0-0	2-3	5	6	0	1	3
TEAM				6				
Totals.....	22-65	2-14	8-11	40	54	6	5	17

	FG	3P	FT	R	TP	A	B	S
LA Tech								
02 Frazier, Whitney*	5-11	3-5	2-4	4	15	0	0	3
03 Bryant, Jasmine*	6-9	0-0	2-3	7	14	4	1	1
10 Lewis, Brittany*	6-12	0-1	0-2	10	12	1	0	1
01 Borum, Janay*	1-5	0-0	0-1	5	2	3	0	2
23 Perry, Lulu*	4-14	2-6	2-4	5	12	2	0	0
00 Hayes, Courtney	0-2	0-0	0-0	0	0	0	0	1
21 Andrews, Kanedria	1-3	0-1	0-0	3	2	1	0	1
TEAM				11				
Totals.....	23-56	5-13	6-14	45	57	11	1	9

Officials: Marc Merritt; Darci Doll; Bobby Jarmon

Technical fouls: Ole Miss-None. Louisiana Tech-None.

Attendance: 4785

Score by Periods	1st	2nd	Total
Ole Miss	22	32	54
Louisiana Tech	30	27	57

2012-13 OLE MISS BOX SCORES

Game #9 • December 18, 2012

Cleveland State 67, Ole Miss 55

Ole Miss	FG	3P	FT	R	TP	A	B	S
11 Jenkins, Kenyotta*	1-6	0-1	0-0	2	2	0	0	0
25 Marbra, Courtney*	1-10	0-1	3-4	15	5	0	1	4
03 McFarland, Valencia*	4-13	1-5	0-0	4	9	4	0	2
10 Moore, Diara*	0-1	0-1	0-0	3	0	2	0	1
12 Frizzell, Gracie*	4-11	3-8	0-0	3	11	0	0	0
14 McFerrin, Maggie	2-6	2-5	2-2	1	8	0	0	3
22 McCray, Danielle	1-10	0-1	2-3	5	4	2	0	0
32 Faleru, Tia	7-15	0-1	0-1	3	14	1	0	3
42 Jackson, Monique	1-5	0-0	0-0	3	2	0	0	0
TEAM				7				
Totals.....	21-77	6-23	7-10	46	55	9	1	13

Cleveland State	FG	3P	FT	R	TP	A	B	S
01 GORDON, Imani*	3-7	0-0	6-7	8	12	2	1	3
31 WINTON, Shalonda*	5-15	0-3	7-8	9	17	3	3	2
15 COLEMAN, Cori*	7-11	4-6	2-4	5	20	3	1	0
21 GREEN, Kiersten*	3-4	0-1	4-4	2	10	2	0	2
30 KING, Honesty*	3-8	2-4	0-0	6	8	2	0	0
04 AIDEYMAN, Adesuwa	0-1	0-1	0-0	0	0	0	0	0
14 MONTGOMERY, Kaila	0-0	0-0	0-0	0	0	0	0	0
23 FLANAGAN, Jasmine	0-0	0-0	0-0	0	0	0	0	0
40 SCHMITT, Haley	0-2	0-1	0-0	5	0	0	0	0
TEAM				6				
Totals.....	21-48	6-16	19-23	41	67	12	5	7

Officials: Mike McConnell, Angie Enlund, Kevin Pethel
 Technical fouls: Ole Miss-None. Cleveland State-None.

Attendance: 203

Score by Periods	1st	2nd	Total
Ole Miss	19	36	55
Cleveland State	30	37	67

Game #11 • December 22, 2012

Northwestern 73, Ole Miss 59

Ole Miss	FG	3P	FT	R	TP	A	B	S
25 Marbra, Courtney*	1-2	0-0	2-2	7	4	1	1	2
32 Faleru, Tia*	1-6	0-0	2-4	3	4	1	0	1
03 McFarland, Valencia*	4-13	2-4	2-4	7	12	6	0	1
11 Jenkins, Kenyotta*	2-7	0-0	2-2	6	6	0	1	2
12 Frizzell, Gracie*	4-11	3-6	5-6	2	16	0	0	1
20 Singletary, Amber	7-18	4-10	0-0	3	18	2	0	3
22 McCray, Danielle	4-9	1-1	0-0	5	9	0	0	1
42 Jackson, Monique	0-1	0-0	0-0	0	4	0	0	0
TEAM				7				
Totals.....	23-67	10-21	13-18	40	69	10	2	11

Northwestern	FG	3P	FT	R	TP	A	B	S
11 Douglas, Lauren*	7-16	0-1	5-7	3	19	0	2	1
4 Hackney, Kendall*	11-14	4-5	0-0	9	26	2	0	1
31 Diamant, Dannielle*	1-5	1-3	3-5	12	6	2	1	1
33 Brookshire, Devon*	0-3	0-1	0-0	2	0	2	1	1
42 Roser, Karly*	4-8	0-1	3-3	2	11	10	0	1
23 Hale, Inesha	0-1	0-0	0-1	2	0	1	0	0
40 Popovec, Kate	1-4	0-0	0-0	2	2	0	1	0
5 Cohen, Alex	1-1	0-0	7-8	3	9	0	3	0
TEAM				4				
Totals.....	25-52	5-11	18-24	38	73	17	8	5

Officials: Mark Zentz, Kevin Sparrock, Heather C. Browne
 Technical fouls: Ole Miss-None. Northwestern-TEAM.

Attendance: 143

Score by Periods	1st	2nd	Total
Ole Miss	28	41	69
Northwestern	36	37	73

Game #12 • December 29, 2012

McNeese State 80, Ole Miss 75

McNeese State	FG	3P	FT	R	TP	A	B	S
32 JAMES, Arianna*	4-9	0-0	0-0	7	8	2	0	0
10 BAGGETT, Ashlyn*	12-25	5-8	3-5	5	32	2	1	1
11 BAGGETT, Caitlyn*	2-6	0-0	6-9	6	10	7	0	0
12 VERDIN, Alaina*	2-14	0-1	4-4	5	1	1	2	2
30 OKOYE, Cecilia*	4-6	0-0	4-7	12	12	0	4	2
01 BAGGETT, Allison	1-5	0-3	0-0	0	2	1	0	0
03 JOHNSON, Jaylyn	2-5	1-2	0-0	2	5	2	0	0
33 MINOR, Adrienne	0-0	0-0	1-2	2	1	0	0	0
44 RILEY, Shalyn	1-1	0-0	0-0	1	2	0	0	0
45 JONES, NeTayna	0-0	0-0	0-0	0	0	0	0	0
TEAM				7				
Totals.....	28-71	6-14	18-27	47	80	15	7	5

Ole Miss	FG	3P	FT	R	TP	A	B	S
11 Jenkins, Kenyotta*	4-6	0-0	1-1	11	9	1	4	1
25 Marbra, Courtney*	3-6	0-0	0-0	3	6	0	0	0
03 McFarland, Valencia*	7-16	0-0	6-7	2	20	8	0	4
10 Moore, Diara*	1-9	0-5	1-2	5	3	0	0	0
12 Frizzell, Gracie*	5-12	4-10	0-0	1	14	1	1	0
14 McFerrin, Maggie	0-1	0-1	0-0	0	0	0	0	0
20 Singletary, Amber	2-5	2-3	0-0	4	6	4	1	0
22 McCray, Danielle	1-9	0-0	0-0	7	2	0	0	0
32 Faleru, Tia	6-15	0-2	3-4	10	15	1	1	3
42 Jackson, Monique	0-2	0-0	0-0	3	2	0	0	0
TEAM				8				
Totals.....	29-81	6-21	11-14	54	75	15	7	8

Officials: Eric Koch, Melanie Davis, Bryan Morrow
 Technical fouls: McNeese State-TEAM. Ole Miss-None.

Attendance:

Score by Periods	1st	2nd	Total
McNeese State	37	43	80
Ole Miss	38	37	75

Game #10 • December 21, 2012

Hofstra 72, Ole Miss 63

Ole Miss	FG	3P	FT	R	TP	A	B	S
25 Marbra, Courtney*	6-11	0-0	0-0	9	12	1	0	1
32 Faleru, Tia*	4-14	0-2	1-3	9	9	2	0	1
03 McFarland, Valencia*	1-10	0-3	5-6	4	7	9	0	3
11 Jenkins, Kenyotta*	2-4	0-0	2-3	6	6	0	2	0
12 Frizzell, Gracie*	3-8	2-6	0-0	0	8	1	1	2
14 McFerrin, Maggie	1-2	1-2	0-0	1	3	1	0	0
20 Singletary, Amber	2-6	1-4	0-0	2	5	2	0	0
22 McCray, Danielle	3-7	0-2	1-4	2	7	2	1	1
42 Jackson, Monique	3-6	0-0	0-0	4	6	0	1	2
TEAM				8				
Totals.....	25-68	4-19	9-16	45	63	17	5	10

Hofstra	FG	3P	FT	R	TP	A	B	S
30 Evans, Shante*	9-18	0-0	3-5	16	21	3	1	2
40 Onyeukwu, Anma*	9-13	0-1	0-0	7	18	2	0	1
02 Bond, Candace*	3-8	0-2	2-2	8	8	1	2	2
05 Thomas, Andreana*	0-7	0-2	3-6	5	3	10	1	2
12 Carter, Alexis*	2-8	0-4	0-0	3	4	0	0	0
01 Jackson, Asia	3-9	2-3	3-4	1	11	1	0	3
03 Epps, Sydney	0-0	0-0	0-0	0	0	0	0	0
04 Sherrill, Ruth	0-1	0-0	0-0	0	0	0	0	0
24 Thomas-Palmer, Dee	0-0	0-0	0-0	0	1	0	0	0
32 Payton, Annie	2-9	0-2	3-4	2	7	2	2	0
TEAM				7				
Totals.....	28-73	2-14	14-21	49	72	17	6	10

Officials: Lawson Newton, Joseph Vaszily and Mark Behrens
 Technical fouls: Ole Miss-None. Hofstra-None.

Attendance: 258

Score by Periods	1st	2nd	Total
Ole Miss	30	33	63
Hofstra	28	44	72

2012-13 OLE MISS BOX SCORES

Game #13 • December 30, 2012

Ole Miss 61, Eastern Michigan 58

Ole Miss	FG	3P	FT	R	TP	A	B	S
11 Jenkins, Kenyotta*	3-8	0-0	8-10	8	14	1	4	1
21 Price, Destini*	0-2	0-1	0-0	0	0	1	0	0
25 Marbra, Courtney*	0-3	0-0	2-2	4	2	0	2	0
03 McFarland, Valencia*	4-7	1-2	7-8	8	16	5	0	5
12 Frizzell, Gracie*	0-7	0-5	0-0	0	0	2	0	0
10 Moore, Diara	3-9	1-2	3-3	3	10	2	0	1
14 McFerrin, Maggie	1-3	1-3	0-0	0	3	0	0	0
20 Singletary, Amber	1-2	1-1	2-2	1	5	0	0	0
22 McCray, Danielle	1-2	1-1	0-2	3	3	1	0	0
32 Faleru, Tia	3-7	0-1	2-2	1	8	1	0	2
42 Jackson, Monique	0-1	0-0	0-2	6	0	0	0	0
TEAM				5				
Totals.....	16-51	5-16	24-31	39	61	13	4	9

Eastern Michigan	FG	3P	FT	R	TP	A	B	S
14 STONE, Sara*	3-8	0-0	3-4	9	9	0	0	1
50 WATKINS, Natachia*	3-13	1-1	2-4	7	9	6	0	3
34 HAIRSTON, India*	3-8	0-0	0-1	9	6	1	0	3
01 BIRD, Taylor*	4-10	3-7	0-0	3	11	2	0	2
11 THOMAS, Desyree*	5-6	0-0	0-0	3	10	5	0	3
05 COLLINS, Iesha	0-1	0-0	0-0	2	0	3	0	1
20 BOGARD, Amber	1-2	0-0	1-2	0	3	0	0	0
21 TATE, Miranda	2-11	0-6	0-0	4	4	0	0	1
44 BRAZZLE, Denaya	0-1	0-0	0-0	0	0	0	0	0
52 HITE, Chelsea	3-4	0-0	0-0	1	6	0	1	0
TEAM				5				
Totals.....	24-64	4-14	6-11	43	58	17	1	14

Officials: Rob Fessler, Melanie Davis, Bryan Morrow
 Technical fouls: Ole Miss-None. Eastern Michigan-None.

Attendance:

Score by Periods	1st	2nd	Total
Ole Miss	35	26	61
Eastern Michigan	31	27	58

Game #14 • January 3, 2013

LSU 84, Ole Miss 89

Ole Miss	FG	3P	FT	R	TP	A	B	S
25 Marbra, Courtney*	3-7	0-0	3-4	7	9	0	3	0
03 McFarland, Valencia*	4-11	2-5	0-0	3	10	9	0	1
10 Moore, Diara*	3-9	1-3	4-6	3	11	2	0	1
11 Jenkins, Kenyotta*	1-3	0-0	0-0	3	2	2	0	0
12 Frizzell, Gracie*	5-8	5-7	2-2	1	17	2	0	0
20 Singletary, Amber	3-4	2-3	0-0	1	8	0	0	0
22 McCray, Danielle	2-5	0-2	0-0	5	4	3	0	1
32 Faleru, Tia	8-17	0-2	2-4	10	18	0	1	1
42 Jackson, Monique	0-1	0-0	0-0	4	3	2	0	0
TEAM				3				
Totals.....	29-65	10-22	11-16	40	79	17	4	4'

LSU	FG	3P	FT	R	TP	A	B	S
55 PLAISANCE, Theresa*	4-13	0-0	4-6	5	12	1	4	1
03 LUTLEY, Bianca*	7-13	0-2	3-4	6	17	2	0	2
05 KENNEY, Jeanne*	3-6	1-1	0-0	3	7	6	0	4
10 WEBB, Adrienne*	5-12	1-4	3-4	2	14	3	0	0
32 BALLARD, Danielle*	8-19	0-1	8-9	12	24	4	0	2
01 YOUNGBLOOD, Derreyal	0-0	0-0	0-0	1	0	0	0	0
04 PEDERSEN, Anne	1-1	0-0	0-0	0	2	2	0	0
20 BAKER, Kuaneshia	0-0	0-0	0-0	0	0	0	0	0
23 MCKINNEY, Shanece	3-4	0-0	1-4	4	7	0	2	1
42 BOYKIN, Sheila	0-0	0-0	1-2	0	1	1	1	0
TEAM				7				
Totals.....	31-68	2-8	20-29	40	84	19	7	10

Officials: Scott Yarbrough, Mary Day, Bill Laranca
 Technical fouls: Ole Miss-None. LSU-YOUNGBLOOD, Derreyal.

Attendance: 4876

Score by Periods	1st	2nd	Total
Ole Miss	40	39	79
LSU	39	45	84

2012-13 Ole Miss Women's Basketball
Ole Miss Combined Team Statistics (as of Jan 04, 2013)
All games

RECORD:	OVERALL	HOME	AWAY	NEUTRAL
ALL GAMES	7-7	6-1	0-4	1-2
CONFERENCE	0-1	0-0	0-1	0-0
NON-CONFERENCE	7-6	6-1	0-3	1-2

##	Player	gp-gs	min	avg	Total		3-Point		F-Throw		Rebounds				pf	dq	a	to	blk	stl	pts	avg
					fg-fga	fg%	3fg-fga	3fg%	ft-fga	ft%	off	def	tot	avg								
03	McFarland, Valenc	14-14	455	32.5	58-153	.37	7-36	.19	35-48	.72	12	45	57	4.1	18	0	70	23	2	40	158	11.3
10	Moore, Diara	12-11	322	26.8	40-126	.31	11-47	.23	42-55	.76	20	33	53	4.4	21	0	23	31	1	11	133	11.1
32	Faleru, Tia	13-2	262	20.2	51-119	.42	1-14	.07	31-45	.68	29	27	56	4.3	38	1	15	26	4	27	134	10.3
12	Frizzell, Gracie	14-14	371	26.5	37-115	.32	26-79	.32	20-24	.83	8	19	27	1.9	16	0	11	26	2	14	120	8.6
11	Jenkins, Kenyotta	14-11	254	18.1	38-80	.47	1-4	.25	23-33	.69	28	53	81	5.8	34	2	10	39	10	8	100	7.1
20	Singletery, Amber	12-0	223	18.6	26-71	.36	15-38	.39	8-10	.80	7	12	19	1.6	17	0	12	14	1	8	75	6.3
22	McCray, Danielle	14-3	262	18.7	31-94	.33	2-12	.16	19-31	.61	30	45	75	5.4	32	1	13	24	5	10	83	5.9
25	Marbra, Courtney	14-14	319	22.8	26-66	.39	0-1	.00	20-31	.64	49	41	90	6.4	42	1	6	21	10	16	72	5.1
42	Jackson, Monique	14-0	183	13.1	21-54	.38	0-0	.00	11-21	.52	28	28	56	4.0	33	1	2	13	6	11	53	3.8
14	McFerrin, Maggie	12-0	141	11.8	7-30	.23	6-26	.23	5-6	.83	1	8	9	0.8	8	0	10	14	0	5	25	2.1
21	Price, Destini	3-1	8	2.7	0-2	.00	0-1	.00	0-0	.00	0	1	1	0.3	2	0	1	3	0	0	0	0.0
Team											39	30	69				3					
Team											9	7	16		1		2					
Total.....		14	2800		335-910	.36	69-258	.26	214-304	.70	260	349	609	43.5	262	6	173	239	41	150	953	68.1
Opponents.....		14	2800		342-830	.41	56-191	.29	185-281	.65	192	362	554	39.6	246	-	201	265	44	117	925	66.1

TEAM STATISTICS	UM	OPP	Date	Opponent	Score	Att.
SCORING	953	925	11/9/12	SELA	W 95-85	1813
Points per game	68.1	66.1	11/16/12	NORTHWESTERN STATE	W 67-51	3866
Scoring margin	+2.0	-	11/19/12	LAMAR	L 71-85	402
FIELD GOALS-ATT	335-910	342-830	11/27/12	MISSISSIPPI VALLEY S	W 62-60	468
Field goal pct	.368	.412	11/29/12	LIPSCOMB	W 68-46	371
3 POINT FG-ATT	69-258	56-191	12/01/12	at Louisiana Tech	L 54-57	4785
3-point FG pct	.267	.293	12/8/12	UMASS	W 71-59	573
3-pt FG made per gam	4.9	4.0	12/16/12	BELMONT	W 63-48	413
FREE THROWS-ATT	214-304	185-281	12/18/12	at Cleveland State	L 55-67	203
Free throw pct	.704	.658	12/21/12	at Hofstra	L 63-72	258
F-Throws made per ga	15.3	13.2	12/22/12	vs Northwestern	L 69-73	143
REBOUNDS	609	554	12/29/12	vs McNeese State	L 75-80	0
Rebounds per game	43.5	39.6	12/30/12	vs Eastern Michigan	W 61-58	0
Rebounding margin	+3.9	-	* 01/03/13	at LSU	L 79-84	4876
ASSISTS	173	201				
Assists per game	12.4	14.4				
TURNOVERS	239	265				
Turnovers per game	17.1	18.9				
Turnover margin	+1.9	-				
Assist/turnover ratio	0.7	0.8				
STEALS	150	117				
Steals per game	10.7	8.4				
BLOCKS	41	44				
Blocks per game	2.9	3.1				
ATTENDANCE	7906	10265				
Home games-Avg/Gam	7-1129	4-2530				
Neutral site-Avg/Game	-	3-48				

* = Conference game

Score by Periods	1st	2nd	Totals
Ole Miss	426	527	953
Opponents	437	488	925

2012-13 Ole Miss Women's Basketball
Ole Miss Combined Team Statistics (as of Jan 04, 2013)
Conference games

RECORD:	OVERALL	HOME	AWAY	NEUTRAL
ALL GAMES	0-1	0-0	0-1	0-0
CONFERENCE	0-1	0-0	0-1	0-0
NON-CONFERENCE	0-0	0-0	0-0	0-0

##	Player	gp-gs	min	Total		3-Point		F-Throw		Rebounds				pf	dq	a	to	blk	stl	pts	avg	
				fg-fga	fg%	3fg-fga	3fg%	ft-fa	ft%	off	def	tot	avg									
32	Faleru, Tia	1-0	23	23.0	8-17	.47	0-2	.00	2-4	.50	4	6	10	10.0	5	1	0	1	1	1	18	18.0
12	Frizzell, Gracie	1-1	25	25.0	5-8	.62	5-7	.71	2-2	1.000	0	1	1	1.0	1	0	2	1	0	0	17	17.0
10	Moore, Diara	1-1	24	24.0	3-9	.33	1-3	.33	4-6	.66	2	1	3	3.0	3	0	2	4	0	1	11	11.0
03	McFarland, Valenc	1-1	38	38.0	4-11	.36	2-5	.40	0-0	.00	0	3	3	3.0	1	0	9	1	0	1	10	10.0
25	Marbra, Courtney	1-1	29	29.0	3-7	.42	0-0	.00	3-4	.75	5	2	7	7.0	3	0	0	2	3	0	9	9.0
20	Singletery, Amber	1-0	16	16.0	3-4	.75	2-3	.66	0-0	.00	0	1	1	1.0	1	0	0	0	0	0	8	8.0
22	McCray, Danielle	1-0	23	23.0	2-5	.40	0-2	.00	0-0	.00	2	3	5	5.0	3	0	3	3	0	1	4	4.0
11	Jenkins, Kenyotta	1-1	13	13.0	1-3	.33	0-0	.00	0-0	.00	0	3	3	3.0	3	0	2	3	0	0	2	2.0
42	Jackson, Monique	1-0	9	9.0	0-1	.00	0-0	.00	0-0	.00	2	2	4	4.0	3	0	2	1	0	0	0	0.0
Team											2	1	3				1					
Total.....		1	200		29-65	.44	10-22	.45	11-16	.68	17	23	40	40.0	23	1	20	17	4	4	79	79.0
Opponents.....		1	200		31-68	.45	2-8	.25	20-29	.69	18	22	40	40.0	15	-	19	9	7	10	84	84.0

TEAM STATISTICS	UM	OPP	Date	Opponent	Score	Att.
SCORING	79	84	* 01/03/13	at LSU	L 79-84	4876
Points per game	79.0	84.0				
Scoring margin	-5.0	-				
FIELD GOALS-ATT	29-65	31-68				
Field goal pct	.446	.456				
3 POINT FG-ATT	10-22	2-8				
3-point FG pct	.455	.250				
3-pt FG made per gam	10.0	2.0				
FREE THROWS-ATT	11-16	20-29				
Free throw pct	.688	.690				
F-Throws made per ga	11.0	20.0				
REBOUNDS	40	40				
Rebounds per game	40.0	40.0				
Rebounding margin	+0.0	-				
ASSISTS	20	19				
Assists per game	20.0	19.0				
TURNOVERS	17	9				
Turnovers per game	17.0	9.0				
Turnover margin	-8.0	-				
Assist/turnover ratio	1.2	2.1				
STEALS	4	10				
Steals per game	4.0	10.0				
BLOCKS	4	7				
Blocks per game	4.0	7.0				
ATTENDANCE	0	4876				
Home games-Avg/Gam	0-0	1-4876				
Neutral site-Avg/Game	-	0-0				

Score by Periods	1st	2nd	Totals
Ole Miss	40	39	79
Opponents	39	45	84

2012-13 Ole Miss Women's Basketball
Ole Miss Points-Rebounds-Assists (as of Jan 04, 2013)
All games

Opponent	Date	Score	03		10		11		12		14		20		21	
			MCFARLAN	MOORE,DIA	JENKINS,KE	FRIZZELL,G	MCFERRIN,	SINGLESTAR	PRICE,DEST							
SELA	11/9/12	95-85 w	4-4-5	25-7-1	13-10-1	10-5-0	8-1-3	11-1-2	0-0-0							
NORTHWESTERN ST	11/16/12	67-51 w	12-2-3	13-4-2	7-4-1	9-2-1	0-1-1	0-0-1	0-1-0							
LAMAR	11/19/12	71-85 L	3-5-6	10-3-4	11-2-0	21-0-0	0-1-1	8-1-1	DNP							
MISSISSIPPI VALLEY	11/27/12	62-60 w	12-2-0	15-5-2	5-6-1	5-4-0	0-2-1	2-1-0	DNP							
LIPSCOMB	11/29/12	68-46 w	14-2-5	12-5-1	9-10-3	2-2-3	3-1-1	3-2-0	DNP							
at Louisiana Tech	12/01/12	54-57 L	15-3-3	7-3-1	8-7-0	5-4-0	0-0-0	8-3-0	DNP							
UMASS	12/8/12	71-59 w	12-5-5	15-3-2	2-5-0	0-0-0	0-1-2	1-0-0	DNP							
BELMONT	12/16/12	63-48 w	12-6-2	12-9-4	6-1-0	2-3-1	0-0-0	DNP	DNP							
at Cleveland State	12/18/12	55-67 L	9-4-4	0-3-2	2-2-0	11-3-0	8-1-0	DNP	DNP							
at Hofstra	12/21/12	63-72 L	7-4-9	DNP	6-6-0	8-0-1	3-1-1	5-2-2	DNP							
vs Northwestern	12/22/12	69-73 L	12-7-6	DNP	6-6-0	16-2-0	DNP	18-3-2	DNP							
vs McNeese State	12/29/12	75-80 L	20-2-8	3-5-0	9-11-1	14-1-1	0-0-0	6-4-4	DNP							
vs Eastern Michigan	12/30/12	61-58 w	16-8-5	10-3-2	14-8-1	0-0-2	3-0-0	5-1-0	0-0-1							
at LSU	01/03/13	79-84 L	10-3-9	11-3-2	2-3-2	17-1-2	DNP	8-1-0	DNP							

Opponent	Date	Score	22		25		32		42	
			MCCRAY,DA	MARBRA,C	FALERU,TIA	JACKSON,M				
SELA	11/9/12	95-85 w	0-1-0	12-5-1	9-3-1	3-2-0				
NORTHWESTERN ST	11/16/12	67-51 w	2-0-1	4-5-1	13-4-2	7-0-0				
LAMAR	11/19/12	71-85 L	6-9-0	1-4-1	5-1-0	6-7-0				
MISSISSIPPI VALLEY	11/27/12	62-60 w	11-12-0	7-10-0	DNP	5-5-0				
LIPSCOMB	11/29/12	68-46 w	9-14-1	2-5-0	6-1-0	8-6-0				
at Louisiana Tech	12/01/12	54-57 L	2-3-1	0-5-1	3-1-0	6-5-0				
UMASS	12/8/12	71-59 w	16-5-2	2-4-0	17-6-5	6-6-0				
BELMONT	12/16/12	63-48 w	8-4-0	6-7-1	13-4-1	4-5-0				
at Cleveland State	12/18/12	55-67 L	4-5-2	5-15-0	14-3-1	2-3-0				
at Hofstra	12/21/12	63-72 L	7-2-2	12-9-0	9-9-2	6-4-0				
vs Northwestern	12/22/12	69-73 L	9-5-0	4-7-1	4-3-1	0-0-0				
vs McNeese State	12/29/12	75-80 L	2-7-0	6-3-0	15-10-1	0-3-0				
vs Eastern Michigan	12/30/12	61-58 w	3-3-1	2-4-0	8-1-1	0-6-0				
at LSU	01/03/13	79-84 L	4-5-3	9-7-0	18-10-0	0-4-2				

2012-13 Ole Miss Women's Basketball
Ole Miss Team Game-by-Game (as of Jan 04, 2013)
All games

TEAM STATISTICS

Opponent	Date	Score		Total		3-Pointers		Free throws		Rebounds				pf	a	t/o	blk	stl	pts	avg
				fg-fga	pct	3fg-fga	pct	ft-fta	pct	off	def	tot	avg							
SELA	11/9/1	95-85	W	32-71	.45	7-20	.35	24-41	.58	21	22	43	43.0	32	14	17	2	6	95	95.0
NORTHWESTERN S	11/16/	67-51	W	24-46	.52	4-17	.23	15-21	.71	10	15	25	34.0	19	13	25	1	19	67	81.0
LAMAR	11/19/	71-85	L	23-65	.35	8-23	.34	17-26	.65	15	24	39	35.7	23	13	19	0	13	71	77.7
MISSISSIPPI VALLEY	11/27/	62-60	W	19-60	.31	1-18	.05	23-27	.85	20	33	53	40.0	15	4	23	1	7	62	73.8
LIPSCOMB	11/29/	68-46	W	24-68	.35	4-18	.22	16-22	.72	18	35	53	42.6	14	14	10	3	9	68	72.6
at Louisiana Tech	12/01/	54-57	L	22-65	.33	2-14	.14	8-11	.72	14	26	40	42.2	14	6	18	5	17	54	69.5
UMASS	12/8/1	71-59	W	27-69	.39	1-15	.06	16-24	.66	19	26	45	42.6	17	16	11	5	10	71	69.7
BELMONT	12/16/	63-48	W	21-57	.36	1-11	.09	20-27	.74	19	28	47	43.1	12	9	18	1	14	63	68.9
at Cleveland State	12/18/	55-67	L	21-77	.27	6-23	.26	7-10	.70	27	19	46	43.4	21	9	14	1	13	55	67.3
at Hofstra	12/21/	63-72	L	25-68	.36	4-19	.21	9-16	.56	22	23	45	43.6	17	17	21	5	10	63	66.9
vs Northwestern	12/22/	69-73	L	23-67	.34	10-21	.47	13-18	.72	17	23	40	43.3	20	10	14	2	11	69	67.1
vs McNeese State	12/29/	75-80	L	29-81	.35	6-21	.28	11-14	.78	25	29	54	44.2	23	15	14	7	8	75	67.8
vs Eastern Michigan	12/30/	61-58	W	16-51	.31	5-16	.31	24-31	.77	16	23	39	43.8	12	13	18	4	9	61	67.2
at LSU	01/03/	79-84	L	29-65	.44	10-22	.45	11-16	.68	17	23	40	43.5	23	20	17	4	4	79	68.1
Ole Miss		953		335-910	.368	69-258	.267	214-304	.704	260	349	609	43.5	262	173	239	41	150	953	68.1
Opponents		925		342-830	.412	56-191	.293	185-281	.658	192	362	554	39.6	246	201	265	44	117	925	66.1

Games played: 14
Points/game: 68.1
FG Pct: 36.8
3FG Pct: 26.7
FT Pct: 70.4

Rebounds/game: 43.5
Assists/game: 12.4
Turnovers/game: 17.1
Assist/turnover ratio: 0.7
Steals/game: 10.7
Blocks/game: 2.9