



BUCKNELL

2016-17 BISON BASKETBALL GAME NOTES

GAME 5: BUCKNELL (2-2) AT VANDERBILT (2-1)

MONDAY, NOVEMBER 21 | NASHVILLE, TENN. | MEMORIAL GYMNASIUM (14,316)

#PayBUCKNELL

SCHEDULE/RESULTS

N11	MANHATTAN (PLN)	76-64 W
N13	at Wake Forest (ACCN Extra)	94-74 L
N16	ROBERT MORRIS (PLN)	75-62 W
N19	at Butler^ (FSN)	86-60 L
N21	at Vanderbilt^ (SEC Network)	9 p.m.
N24	vs. Norfolk State#	2:30 p.m.
N25	vs. Sacred Heart or Northern Colorado#	TBA
N30	RICHMOND (WQMY/PLN)	7 p.m.
D3	at La Salle (A10.com)	2 p.m.
D6	at Fairfield	7 p.m.
D17	at Siena (at Glens Falls, N.Y.)	12 p.m.
D19	MOUNT ST. MARY'S (PLN)	7 p.m.
D22	PRINCETON (WQMY/PLN)	7 p.m.
D30	at Navy* (PLN)	7 p.m.
J2	ARMY WEST POINT* (PLN)	7 p.m.
J5	at American* (PLN)	7:30 p.m.
J8	at Holy Cross* (PLN)	1 p.m.
J11	LEHIGH* (PLN)	7 p.m.
J14	at Colgate* (PLN)	2 p.m.
J18	LOYOLA (Md.)* (WQMY/PLN)	7 p.m.
J21	BOSTON UNIVERSITY* (ASN/PLN)	2 p.m.
J25	at Lafayette* (PLN)	7 p.m.
J28	at Army West Point* (PLN)	3 p.m.
F1	AMERICAN* (PLN)	7 p.m.
F6	HOLY CROSS* (CBS SN)	7 p.m.
F8	at Lehigh* (PLN)	7 p.m.
F13	COLGATE* (CBS SN)	7 p.m.
F15	at Loyola (Md.)* (PLN)	7:30 p.m.
F19	at Boston University* (PLN)	12 p.m.
F22	LAFAYETTE* (PLN)	7 p.m.
F25	NAVY* (PLN)	12 p.m.
F28	PL Tournament First Round+ (PLN)	TBA
M2	PL Tournament Quarterfinals+ (PLN)	TBA
M5	PL Tournament Semifinals+ (CBS SN)	12/2 p.m.
M8	PL Championship Game+ (CBS SN)	7:30 p.m.

* Patriot League game

^ Continental Tire Las Vegas Invitational at home sites

Continental Tire Las Vegas Invitational at Las Vegas, Nev.

+ PL Tournament games at home of higher seed

BUCKNELL ATHLETIC COMMUNICATIONS

Director of Athletic Comm.: Jon Terry

Office: (570) 577-3121

Cell: (570) 850-9603

Fax: (570) 577-1660

E-Mail: terry@bucknell.edu

Web Site: www.BucknellBison.com

Twitter: @Bucknell_Bison, @Bucknell_MBB

Facebook: Bucknell Athletics

Associate SID: Todd Merriett

Assistant SIDs: Matt Jackson, Matt Torres

GAME INFORMATION

Tip..... 9 p.m. EST
 TV..... SEC Network
 Webcast..... WatchESPN
 Radio..... Bison Sports Network
 Flagship..... Eagle 107 (107.3 WEGH)
 Play-by-Play..... Doug Birdsong
 Internet Audio..... BucknellBison.com
 Series..... Vanderbilt leads, 1-0
 First Game..... 11/15/2011 (V, 80-68)
 Last Bucknell Win..... N/A
 Last Vandy Win..... 11/15/2011 (80-68)
 Current Streak..... Vandy 1

BUCKNELL BISON
 Record..... 2-2
 Patriot League..... 0-0
 2015-16..... 17-14 (14-4 PL)
 Head Coach..... Nathan Davis
 At Bucknell..... 19-16 (2nd)
 Overall..... 160-55 (8th)
 Location..... Lewisburg, Pa.
 Enrollment..... 3,600
 Colors..... Orange & Blue
 President..... Dr. John C. Brawman
 AD..... John P. Hardt
 Web Site..... BucknellBison.com

VANDERBILT COMMODORES
 Record..... 2-1
 Southeastern Conference..... 0-0
 2015-16..... 29-5 (16-2 SEC)
 Head Coach..... Bryce Drew
 At Vandy..... 2-1 (1st)
 Overall..... 126-50 (6th)
 Location..... Nashville, Tenn.
 Enrollment..... 6,738
 Colors..... Black & Gold
 President..... Nicholas Zeppos
 AD..... David Williams
 Web Site..... VUCommodores.com


BUCKNELL PROBABLE STARTERS

2 STEPHEN BROWN

5-11 • 165 • Jr. • Manassas, Va.

PTS	REB	AST	MIN
5.8	2.5	3.8	26.8

G




NOTES: Quick point guard ... team co-captain in 2016-17 ... Third Team All-PL and PL All-Defensive Team last season ... ranked 2nd in PL in asst. and asst./TO ... led PL in FT% last season (83.3%), improving from 47.5% as a freshman ... last year scored in double figures 14 times and had a pair of 10-ast. games ... strong opener vs. Manhattan with 11 pts., 5 reb., 6 asst., 4 stl.

1 KIMBAL MACKENZIE

6-1 • 190 • So. • Oakville, Ontario

PTS	REB	AST	MIN
6.8	0.8	1.3	29.5

G




NOTES: Versatile guard who made his 1st career start on opening night vs. Manhattan ... as a freshman last season played in all 31 games, splitting time at the point and "2" spots ... scored career-high 17 pts. in his collegiate debut vs. Shenandoah ... had a big game at Monmouth in the 2016 NIT with 13 pts. on 5-7 FG/3-5 3FG ... tallied 15 pts., 4 stl. at Wake Forest last Sunday.

15 NATE JONES

6-5 • 205 • So. • Radford, Va.

PTS	REB	AST	MIN
6.0	1.0	1.8	28.3

G



NOTES: First-year starter on the wing ... as a freshman last season backed up team scoring leader Chris Hass ... played in 28 of 31 games, missing 3 due to injury ... had season-high 10 pts. at Colgate and 9 at Manhattan ... started career 7-10 from 3FG over 1st 4G ... father, Mike, is head coach at Radford ... 8 pts. at Wake Forest, 7 vs. Robert Morris.

23 ZACH THOMAS

6-7 • 228 • Jr. • Ijamsville, Md.

PTS	REB	AST	MIN
18.0	6.8	4.0	30.8

F




NOTES: Regains his starting role at the "4" spot ... started the 1st 11G there last season before suffering an ankle injury, then came off bench ... off to a terrific start this year ... monster game in season-opening win over Manhattan with car.-hi-tying 25 pts., 8 reb., 5 asst., 2 blk., 2 stl. ... team-hi 16 pts. at Wake Forest ... just missed triple-double with 19 pts., 11 reb., 8 asst. vs. Robert Morris.

20 NANA FOULLAND

6-9 • 230 • Jr. • Reading, Pa.

PTS	REB	BLK	MIN
14.3	7.3	2.3	26.3

C



NOTES: Team co-captain in 2016-17 ... one of the Patriot League's premier centers ... Second Team All-PL and PL All-Academic honoree last year, when he ranked 3rd in the league in blk., 4th in FG%, 5th in reb., 20th in pts. ... scored career-high 23 pts. (10-14 FG) with 10 reb., 5 blk. vs. Robert Morris on Wednesday ... team-high 16 pts. (7-8 FG) at Butler on Saturday ... 71.4 FG% on season.

BUCKNELL RESERVES

No.	Name	Pos.	Cl.	Ht.	Wt.	PPG	RPG	Notable
0	D.J. MacLeay	F/C	Sr.	6-7	235	1.5	2.3	Shot 63.3 FG% last season
4	Nate Sestina	F/C	So.	6-8	234	8.0	3.8	Back after missing 2nd half of last season
5	John Azzinaro	G	Sr.	5-11	180	2.3	0.8	Veteran guard has 82 career 3FGs
11	Avi Toomer	G	Fr.	6-3	187	0.5	1.0	Rookie guard will be part of backcourt rotation
13	Bruce Moore	F	Fr.	6-8	210	3.0	1.0	Promising newcomer could see time off bench
14	Ben Robertson	G	Fr.	6-5	193	3.0	0.7	Comes from nat. ranked High Point Christian HS
22	Matt O'Reilly	G	So.	6-3	200	3.0	0.5	Career-high 9 pts. in Manhattan win
44	Ben Oberfeld	C	Sr.	6-9	247	—	—	Will miss 2016-17 season with injury

HEAD COACH NATHAN DAVIS

Nathan Davis became Bucknell's 21st head men's basketball coach on Apr. 19, 2015, and he wasted little time impacting the Bison program in his second stint in Lewisburg. In his very first season as head coach, he guided the team to a 14-4 Patriot League record (17-14 overall) and Bucknell's fifth outright Patriot League regular-season title in a six-year span. The Bison had to win their final four games of the regular season to hold off Lehigh by one game for the title.



Davis was named Patriot League Coach of the Year and was picked as a finalist for the Joe B. Hall Award, presented to the nation's top first-year coach. His 17 wins were the most ever for a Bucknell coach in his initial season, and he led the team to its third National Invitation Tournament (NIT) appearance.

Davis was a familiar face to Bucknell fans, as he spent five years (2003-08) as the top assistant coach under Pat Flannery and was on the bench for the team's historic NCAA Tournament victories in 2005 and 2006.

After departing Bucknell in 2008, Davis spent one year as an assistant coach at Colgate before being named the head coach at his alma mater, Randolph-Macon. Davis achieved incredible success in his six seasons with the Yellow Jackets, posting a 141-39 (.783) record with three Old Dominion Athletic Conference championships, six NCAA Tournament berths, and a Division III Final Four appearance in 2009-10.

A 1997 graduate of Randolph-Macon, Davis was a four-year letterman and two-year captain of the Yellow Jackets' men's basketball team. He was a two-time All-ODAC selection who finished his career with 983 points, and he was one of only five players in school history to record at least 500 rebounds, 300 assists and 100 steals.

Davis resides in Lewisburg with his wife, Miki, and his four children: 10-year-old son Kieran, eight-year-old daughter Hayden, and four-year-old twins Kellen and Ryan.

Head Coach: Nathan Davis (Randolph-Macon '97)

Overall Record: 160-55 (8th season)

Record at Randolph-Macon: 141-39 (6 seasons)

2009-10	26-7	NCAA Final Four
2010-11	25-5	NCAA Tournament
2011-12	21-7	NCAA Tournament
2012-13	21-10	NCAA Sweet 16
2013-14	20-7	NCAA Tournament
2014-15	28-3	NCAA Elite Eight

Record at Bucknell: 19-16 (2nd season)

2015-16	17-14	PL reg-season title
2016-17	2-2	

Assistant Coach: Paul Harrison

Assistant Coach: John Griffin '08

Assistant Coach: Joe Meehan

Manager of Basketball Operations: Johnathan Brown

JOHN GRIFFIN TRANSITIONS FROM PLAYER TO COACH AT BUCKNELL

► **John Griffin** was an All-Patriot League guard for the Bison from 2004-08, and last year he returned to Bucknell as an assistant coach under **Nathan Davis**.

► Griffin was an integral part of Bucknell's 2005 and 2006 NCAA Tournament teams that won first-round games.

► He scored 1,084 points in his career. As a senior, Griffin earned First Team All-Patriot League honors after averaging 13.1 ppg. He ranks third on Bucknell's career list for 3-point field goals with 220, and his 127 games played was a school record at the time.



BISON NOTES & NOTABLES

WITH A WIN OVER VANDERBILT, BUCKNELL WOULD ...

- ... improve to 3-2 on the season and 1-2 on the road.
- ... defeat an SEC opponent for the first time since the first round of the 2006 NCAA Tournament (59-55 over Arkansas).
- ... win a game in the state of Tennessee for the first time since Dec. 29, 1994 (80-73 over Harvard in the Music City Invitational in Nashville).

HEADLINES

► Bucknell continues its four-game, three-city road trip on Monday night at Vanderbilt, with all of the games on the trip part of the Continental Tire Las Vegas Invitational. After falling 86-60 at Butler on Saturday, the Bison bussed to Nashville. Then it's off to Las Vegas for games on Thanksgiving Day (Norfolk State) and Black Friday (Northern Colorado or Sacred Heart) at the Orleans Arena.

► Bucknell has alternated wins and losses thus far. The Bison have home wins over Manhattan and Robert Morris along with road losses to Wake Forest and Butler.

► Junior forward **Zach Thomas** had one of the best games of his career against Manhattan ... and then he surpassed it with an even better performance against Robert Morris just five days later. In the Manhattan game, Thomas scored 25 points on 7-12 shooting from the floor and 10-14 from the free-throw line, and he also added eight rebounds, five assists, two blocks and two steals. Against Robert Morris, he nearly recorded the first triple-double in program history with 19 points, 11 rebounds and eight assists. Thomas also had 16 points against Wake Forest and 12 against Butler, and he comes into the Vandy game with a team-best 18.0 ppg scoring average.

► The Bison were picked to finish third (behind Lehigh and Boston University) in the Patriot League in a preseason poll of the league's head coaches and sports information directors. Junior center **Nana Foulland** was named to the Preseason All-Patriot League Team. After two modest performances to start the season, Foulland broke out against Robert Morris on Wednesday with a career-high 23 points along with 10 rebounds, five blocked shots and three steals. He backed it up with a 16-point effort at Butler and is shooting 71.4% from the field this season.

► A year ago, the Bison captured the outright Patriot League regular-season title for the fifth time in the last six years before being upset by Holy Cross in the Patriot League Tournament quarterfinals.

► Bucknell must replace three starters and four lettermen from last year's squad, including leading scorer and First Team All-Patriot League selection Chris Hass (17.2 ppg), who is now playing professionally in Germany. Also graduated are starting off-guard Ryan Frazier (8.2 ppg), who was a member of the Patriot League All-Defensive Team; starting power forward Dom Hoffman (6.2 ppg), and reserve forward Matt Banas (1.1 ppg).

► The two returning starters are the team's two junior co-captains: Foulland and point guard **Stephen Brown**. Foulland was a Second Team All-Patriot League pick a year ago after posting 11.8 points and 6.9 rebounds per game. Brown was a Third Team All-PL selection, recording 9.2 points and 5.3 assists per game.

► A pair of sophomores have joined the starting lineup. Shooting guard **Kimbal Mackenzie** made his first career start against Manhattan after an outstanding preseason, and he had a 15-point game against Wake Forest. Mackenzie played in every game off the bench at the "1" and "2" spots last season. Wing **Nate Jones** made just his second career start in the season-opener. He replaced an injured Hass for one game last year at Boston University.

► Vanderbilt dropped its season opener at Marquette, but has responded with wins over Belmont and Norfolk State. Matthew Fisher-Davis is the Commodores' top scorer at 15.3 ppg, followed by Luke Kornet at 14.7 ppg. Jeff Roberson nearly averages a double-double with 10.0 ppg and 9.7 rpg.

HOW TO GET THE GAME

► The Bucknell-Vanderbilt game will be televised on the SEC Network, with Dave Baker and Barry Booker on the call. The game will also stream live on ESPN3 and the WatchESPN app.

► The game can be heard in the Susquehanna Valley on the radio on Eagle 107 (107.3 FM WQKX), with Doug Birdsong calling the action. The pregame show begins 30 minutes before tip-off.

► The audio feed is also available online free of charge via BucknellBison.com.

► Live stats can be found at VUCommodores.com.

► Follow @Bucknell_MBB for in-game updates on Twitter.

BUCKNELL VS. VANDERBILT SERIES NOTES

► Bucknell and Vanderbilt have only met one other time, an 80-68 Commodores win on Nov. 15, 2011 at Memorial Gym.

► In that 2011 meeting, a second-half 3-point shooting flurry helped 18th-ranked Vanderbilt break open a one-point game at the half. Vanderbilt started the game just 1-for-13 from 3-point range and went 2-for-15 in the first half, but then the Commodores went 8-for-15 from the arc in a 53-point second half. Joe Willman led the Bison with 17 points, while Mike Muscala had 10. Jeffrey Taylor led the Commodores with 14.

BUCKNELL VS. THE SEC

► The Bison are 3-9 (.250) against current members of the SEC (1-0 vs. Arkansas, 1-1 vs. Alabama, 1-1 vs. South Carolina, 0-1 vs. Tennessee, 0-1 vs. Florida, 0-1 vs. Vanderbilt, 0-1 vs. Texas A&M, 0-1 vs. Missouri, and 0-2 vs. Georgia).

► Bucknell had a two-game winning streak against SEC opponents snapped in the 2011 loss to Vanderbilt.

► On Dec. 29, 1995, the Bison defeated Alabama 72-64 at the Cessna Classic in Wichita, Kansas. Their next appearance against an SEC foe came in Dallas at the 2006 NCAA Tournament, and the ninth-seeded Bison edged eighth-seeded Arkansas 59-55.

LAST TIME OUT

► Avery Woodson and Tyler Wideman scored 14 points apiece to lead a balanced and efficient Butler attack, and the Bulldogs turned back Bucknell 86-60 on Saturday afternoon at Hinkle Fieldhouse.

► **Nana Foulland** hit 7 of 8 shots from the field and scored a team-high 16 points to go with five rebounds for the Bison, who

PATRIOT LEAGUE STANDINGS

thru 11/19	League		Overall	
	W-L	Pct.	W-L	Pct.
Lafayette	0-0	—	2-1	.667
Boston U.	0-0	—	2-1	.667
Bucknell	0-0	—	2-2	.500
Army	0-0	—	1-2	.333
Colgate	0-0	—	1-2	.333
Navy	0-0	—	1-3	.250
Loyola	0-0	—	1-3	.250
Lehigh	0-0	—	0-2	.000
Holy Cross	0-0	—	0-2	.000
American	0-0	—	0-3	.000

UPCOMING GAMES

Nov. 21	Bucknell at Vanderbilt, 9
Nov. 22	Western New England at Boston U., 12
	Holy Cross at Harvard, 7
	Wagner at American, 7:30
Nov. 23	Fairfield at Loyola, 1
	Army at Columbia, 4
	UMBC at Navy, 7
	Princeton at Lafayette, 7
	Colgate at Penn State, 7

PATRIOT LEAGUE OFFICE

Executive Director	Jennifer Heppel
Media Relations Director (MBB)	Ryan Sakamoto
Phone	(610) 289-1963
E-Mail	rsakamoto@patriotleague.com
Web Site	www.patriotleague.com
Twitter	@PatriotLeague

BUCKNELL IN THE NCAA TOURNAMENT

Bucknell has made six trips to the NCAA Tournament and is 2-6 in NCAA games.

1987

Bid: Automatic as East Coast Conference champion

Seed: 16 in Southeast Regional

Location: Atlanta, Ga. (The Omni)

Result: Lost to No. 1 Georgetown 75-53

1989

Bid: Automatic as East Coast Conference champion

Seed: 15 in Midwest Regional

Location: Dallas, Texas (Reunion Arena)

Result: Lost to No. 2 Syracuse 104-81

2005

Bid: Automatic as Patriot League champion

Seed: 14 in Syracuse Regional

Location: Oklahoma City, Okla. (Ford Center)

Results: Def. No. 3 Kansas 64-63; Lost to No. 6 Wisconsin 71-62

2006

Bid: Automatic as Patriot League champion

Seed: 9 in Oakland Regional

Location: Dallas, Texas (American Airlines Center)

Results: Def. No. 8 Arkansas 59-55; Lost to No. 1 Memphis 72-56

2011

Bid: Automatic as Patriot League champion

Seed: 14

Location: Washington, D.C. (Verizon Center)

Result: Lost to No. 3 Connecticut 81-52

2011

Bid: Automatic as Patriot League champion

Seed: 11

Location: Lexington, Ky. (Rupp Arena)

Result: Lost to No. 6 Butler 68-56

fell to 2-2 on the season. **Zach Thomas** added 12 points and five boards, but the Bison just could not get enough defensive stops against a Butler (3-0) team that shot 62.1% for the game.

► The first five minutes of both halves proved to be decisive. Butler outscored the Bison 16-4 to start the game, and then after the Bison pulled within 11 by halftime, the Bulldogs opened the second half with a 13-4 run.

► Bucknell shot 45.7% for the game (7-19 from 3-point distance) and hit 11 of 13 from the free-throw line.

► Bucknell received some good minutes from freshmen off the bench. **Ben Robertson** hit 4 of 5 shots and scored the first nine points of his career, and **Bruce Moore** added seven points on 3 of 5 shooting.

► This was just the second all-time meeting between the two teams, with Butler winning 68-56 in the 2013 NCAA Tournament.

NUMBERS WORTH NOTING

► Through four games, Bucknell's frontcourt ("4" and "5" positions) is shooting 54.45% from the field, while the guards are shooting 35.9%. The Bison have struggled from long distance in the early going, hitting on 32.1% of their 3-point tries.

► Bucknell's starting frontcourt of **Zach Thomas** (18.0 ppg) and **Nana Foulland** (14.3 ppg) have scored 45.2% of the team's points on the season.

► Bucknell opponents have 58 assists and 60 turnovers thus far. The Bison are averaging 8.0 steals per game.

► From the Department of Conflicting Statistics: the Bison have outscored opponents by an average of 36-30 in the paint this season, but they have been outrebounded by an average of 37-30 through the first four games.

► **Nate Sestina** was held scoreless at Butler after recording double-digit points in each of the first three games of the season. Sestina still has an efficient 32 points in 52 minutes this season.

ABOUT LAST YEAR

► It was another banner year for the Bison men's basketball team, which captured its fifth outright Patriot League regular-season championship in the last six years. Bucknell finished the season with a 17-14 overall record and a 14-4 mark in the Patriot League.

► The Bison have now captured 10 regular-season titles in the Patriot League's 26-year history. No other team has won more than five.

► In 2016 the Bison made their third appearance in the National Invitation Tournament (NIT), where they fell 90-80 at top-seeded Monmouth.

► The members of the Class of 2016 — Matt Banas, Ryan Frazier, Chris Hass and Dom Hoffman — finished their careers with an 80-49 (.620) overall record and a Patriot League record of 50-18 (.735). These seniors won three regular-season PL titles and played in one NCAA Tournament and two NITs.

► Bucknell is now 250-112 (.691) in 26 years in the Patriot League. That is the best record of any league team.

► Bucknell had three All-Patriot League selections last year, with Chris Hass making the First Team, **Nana Foulland** on the Second Team, and **Stephen Brown** named to the Third Team. Brown and Ryan Frazier were both selected to the All-Defensive Team; Frazier and Foulland were named to the All-Academic Team; and **Nathan Davis** was named Patriot League Coach of the Year in his first season back at Bucknell.

► Davis' 17 wins were the most ever for a first-year coach at Bucknell. Following the season he was selected as a finalist for the Joe B. Hall Award, given to the top first-year coach in the country.

► Hass was also named to the NABC All-District 13 Team. Hass led the team and ranked third in the Patriot League in scoring at 17.2 points per game. He earned All-Patriot League honors for the third time and finished his career ranked 11th on Bucknell's all-time scoring list with 1,402 career points.

► Brown dished out five or more assists 18 times last season, and he ranked second in the league in assists per game (5.3). Brown's 165 assists are tied for eighth-most in a season in Bucknell history.

► Bucknell was the highest-scoring team in the Patriot League last season, averaging 79.0 points per game. That is the team's highest scoring total since 1993-94 and the eighth-highest in program history.

FIVE TITLES IN SIX YEARS PUTS BISON IN ELITE COMPANY

► Bucknell has captured the outright (no ties) Patriot League regular-season title in five of the last six years. Kansas and Belmont are the only other schools that can make a similar claim:

Teams Winning 5 Outright Regular-Season Titles in Last 6 Years**Bucknell**

Belmont

Kansas

Teams Winning 4 Outright Regular-Season Titles in Last 6 Years

Davidson

Stephen F. Austin

Texas Southern

Valparaiso

Wichita State

PATRIOT LEAGUE SUCCESS

► Bucknell is 250-112 (.691) all-time in Patriot League regular-season games, the best record of any league team. The Bison have finished at least .500 in PL play in 22 of the 26 Patriot League seasons.

► Bucknell won three straight outright Patriot League regular-season titles from 2011-13, becoming the first team in league history to accomplish that feat. The Bison have now won five of the last six, after claiming titles in 2015 and 2016 as well.

► Bucknell has now won 10 Patriot League regular-season titles in 26 years. No other team has more than five.

► Last year Bucknell made its seventh Patriot League Tournament appearance as the No. 1 seed.

► The Bison went 13-1 in the league in 2011 and 12-2 in both 2012 and 2013, making them 37-5 over those three campaigns. Dating back to mid-2010, **Bucknell has won 82 of its last 105 league games.**

BISON CAREER TOTALS**TIMES LEADING BUCKNELL IN SCORING**

Player	2016-17	Career
Nana Foulland	2	12
Zach Thomas	2	9
John Azzinaro	0	4
Stephen Brown	0	3
Kimbal Mackenzie	0	1
D.J. MacLeay	0	1

TIMES LEADING BUCKNELL IN REBOUNDING

Player	2016-17	Career
Nana Foulland	2	28
Zach Thomas	3	19
D.J. MacLeay	0	11
Stephen Brown	0	4
Ryan Frazier	0	4
Ben Oberfield	0	1

DOUBLE-FIGURE SCORING GAMES

Player	2016-17	Career
Nana Foulland	3	45
Zach Thomas	4	29
Stephen Brown	1	17
John Azzinaro	0	9
D.J. MacLeay	0	9
Kimbal Mackenzie	1	5
Nate Sestina	3	4
Matt O'Reilly	1	1
Nate Jones	0	1

DOUBLE-FIGURE REBOUNDING GAMES

Player	2016-17	Career
Nana Foulland	1	8
Zach Thomas	1	8
D.J. MacLeay	0	2

20+ POINT GAMES

Player	2016-17	Career
Zach Thomas	1	4
Nana Foulland	1	3
John Azzinaro	0	1
Stephen Brown	0	1

DOUBLE-DOUBLES

Player	2016-17	Career
Zach Thomas	1	8
Nana Foulland	1	5

► Bucknell won Patriot League Tournament titles in 2005, 2006, 2011 and 2013. The Bison have made it to the semifinals 19 times and to the championship game 10 times in the 25-year history of the league.

► The Bison are the only team to go unbeaten in league play in a season (14-0 in 2006).

PRESEASON PROGNOSTICATIONS

► Prior to the start of preseason, the Patriot League's head coaches and sports information directors predicted the league standings and all-conference team. Bucknell was picked third in the poll.

Patriot League Preseason Poll

1. Lehigh	161 (17 1st-place votes)
2. Boston U.	139 (3)
3. Bucknell	132
4. Holy Cross	115
5. American	86
6. Colgate	83
7. Loyola	69
8. Navy	49
9. Lafayette	43
10. Army	23

Preseason Player of the Year: Tim Kempton, Lehigh, Sr., F/C

Preseason All-League Team:

Tim Kempton, Lehigh (Sr., F/C)

Eric Fanning, Boston U. (Sr., G)

Nana Foulland, Bucknell (Jr., C)

Kahron Ross, Lehigh (Jr., G)

Delante Jones, American (So., G/F)

Andre Walker, Loyola (Jr., G)

BISON SCHOLAR-ATHLETES

The Bucknell basketball program has also enjoyed tremendous success in the classroom in recent years. Among the highlights:

► The Bison men's basketball team combined for a 3.36 grade-point average in the fall 2015 semester. Seven players made the Dean's List with a GPA of 3.5 or better: Matt Banas, Ryan Frazier, Chris Hass, **Nate Jones**, **Kimbal Mackenzie**, **Matt O'Reilly** and **Ben Oberfeld**.

► Bucknell had combined GPAs over 3.0 in both semesters in 2015-16, the seventh straight year the team has accomplished that.

► The Bison men's basketball program posted a perfect score of 1,000 in the NCAA's Academic Performance Rate (APR) study, released last June. That earned the Bison program an NCAA APR Public Recognition Award. The APR awards have been given since 2007, and the Bison men's basketball program has been honored in all 10 years.

► Bucknell has claimed 129 national Academic All-Americans since 1970, including nine from men's basketball.

► In the Patriot League's 26-year history, the men's basketball Scholar-Athlete of the Year has come from Bucknell 10 times.

► On Wednesday, the NCAA released its annual graduation rate report, and according to the U.S. Department of Education's standards, Bucknell ranked second nationally behind Stanford, with a four-class average of 91 percent for student-athletes entering between 2006-09 and 2009-10. Bucknell and Stanford tied for the national lead at 93 percent in the 2013 report, and Bucknell has ranked second in each of the last three years.

MIKE MUSCALA WITH ATLANTA HAWKS

► Mike Muscala '13 is now in his fourth season with the Atlanta Hawks. Muscala is the first Bison ever to play in an NBA game. In 2013 he became the third Bison to be selected in the NBA Draft, when he was taken 44th overall by the Dallas Mavericks and then traded on draft night to the Hawks.

► Muscala started out playing in Spain's top division in 2013-14, while the Hawks retained his draft rights. When the Hawks suffered some injuries in their frontcourt, they purchased Muscala's contract from Rio Natura Monbus Obradoiro, where he had been averaging 14.6 points and a league-high 7.8 rebounds per game.

► Muscala's NBA debut came on March 2, 2014 in Phoenix, and he recorded four points and five rebounds that night in a loss to the Suns. He went to log 3.8 points and 2.6 rebounds in 20 games, with a high of 15 points in a win over Milwaukee.

► Muscala is off to a terrific start in 2016-17. He was the first sub off the bench in every game until starting in place of the injured Dwight Howard against Milwaukee on Wednesday. He is averaging 10.0 points and 4.7 rebounds in 21.9 minutes per game for the 9-3 Hawks. **His 62.3 FG% ranks No. 2 in the NBA.**

JOINING THE HERD

► Bucknell announced the early signing of two student-athlete for the 2017-18 season: **John Meeks**, a 6'6" forward from Burlington, N.C.; and **Jimmy Sotos**, a 6'3" guard from Elk Grove Village, Ill.

WHO'S GOT NEXT?

► Competition in the Continental Tires Las Vegas Invitational moves on to Las Vegas, where the Bison will play games on Thursday and Friday. Bucknell faces Norfolk State on Thursday, and either Northern Colorado or Sacred Heart on Friday.

► Norfolk State is 2-2, with the losses coming to Mississippi State (78-74) and Vanderbilt (75-52), and the wins over a pair of Division III teams. The Spartans play at Butler on Monday before heading out to Vegas.

BU AT SOJKA PAVILION

Year	Overall	PL*
2002-03	3-3 (.500)	3-3 (.500)
2003-04	10-2 (.833)	7-0 (1.000)
2004-05	12-1 (.923)	9-0 (1.000)
2005-06	14-1 (.933)	10-0 (1.000)
2006-07	10-2 (.833)	9-0 (1.000)
2007-08	7-6 (.538)	4-3 (.571)
2008-09	6-8 (.429)	3-4 (.429)
2009-10	8-5 (.615)	6-2 (.750)
2010-11	14-1 (.933)	10-0 (1.000)
2011-12	14-3 (.824)	8-2 (.800)
2012-13	14-1 (.933)	9-1 (.900)
2013-14	8-6 (.571)	6-4 (.600)
2014-15	12-4 (.750)	9-2 (.818)
2015-16	8-7 (.533)	7-3 (.700)
2016-17	2-0 (1.000)	0-0 (—)
Totals	142-50 (.740)	100-24 (.806)

* includes PL Tournament

THE LAST TIME A BUCKNELL PLAYER ...

... scored 20+ points	Nana Foulland (23) vs. Robert Morris, 11/16/16
... scored 30+ points	Chris Hass (30) at Lafayette, 2/24/16
... scored 40+ points	Chris Hass (40) at Army West Point, 1/2/16
... scored 15+ points in half	Stephen Brown (15) at Boston University, 1/23/16
... scored 20+ points in half	Chris Hass (32) at Army West Point, 1/2/16
... scored 25+ points in half	Chris Hass (32) at Army West Point, 1/2/16
... had 10+ rebounds	Thomas (11), Foulland (10) vs. Robert Morris, 11/16/16
... had 15+ rebounds	Mike Muscala (15) at Lafayette, 2/16/13
... had 20+ rebounds	Eric Hegedus (20) vs. Delaware, 2/16/85
... had 10+ assists	Stephen Brown (10) vs. Boston University, 2/21/16
... had 15+ assists	Russell Peyton (16) at UMBC, 1/27/92
... had 5+ steals	Chris Hass (5) vs. Navy, 12/30/15
... had 5+ blocks	Nana Foulland (5) vs. Robert Morris, 11/16/16
... made 5+ 3FG	John Azzinaro (7) vs. Holy Cross, 1/9/16
... made 6+ 3FG	John Azzinaro (7) vs. Holy Cross, 1/9/16
... made 7+ 3FG	John Azzinaro (7) vs. Holy Cross, 1/9/16
... made 8+ 3FG	Bryson Johnson (9) vs. West Alabama, 11/26/11
... made 10+ FG	Chris Hass (13) at Army West Point, 1/2/16
... attempted 20+ FG	Cameron Ayers (20) vs. Lafayette, 2/5/14
... made 10+ FT	Zach Thomas (10) vs. Manhattan, 11/11/16
... attempted 15+ FT	Mike Muscala (16) vs. Lehigh, 3/12/12
... had a double-double	Thomas (19p/11r), Foulland (23p/10r) vs. Robert Morris, 11/16/16
... had a triple-double	None (since 1975-76)
... played the whole game	Bryan Cohen (40 min.) vs. Delaware, 2/21/09
... played 40+ minutes	Hass (47), Brown (43), Foulland (41) vs. Holy Cross (2OT), 3/3/16
... had 10+ FT without miss	Chris Hass (12-12) vs. American, 1/6/16
... had 10+ FG without miss	Donald Brown (10-10) at Lehigh, 1/14/04

THE LAST TIME A BUCKNELL TEAM ...

... scored 90+ points	94 vs. Army West Point, 1/30/16
... scored 100+ points	107 vs. Shenandoah, 11/13/15
... scored 50+ in a first half	53 vs. Army West Point, 1/30/16
... scored 50+ in a second half	50 at Monmouth, 3/16/16
... allowed 80+ points	86 at Butler, 11/19/16
... allowed 90+ points	94 at Wake Forest, 11/13/16
... allowed 100+ points	101 vs. Fairfield, 12/27/15
... allowed 49 points or less	47 vs. American, 12/31/14
... allowed 39 points or less	38 vs. Binghamton, 11/17/10
... allowed 29 points or less	25 vs. Army, 2/22/04
... had 45+ rebounds	51 vs. Holy Cross, 3/3/16
... had 50+ rebounds	51 vs. Holy Cross, 3/3/16
... made 40+ FG	40 vs. Army West Point, 1/30/16
... made 10+ 3FG	10 at Monmouth, 3/16/16
... made no 3FG	0 at American, 2/3/16
... had 20+ assists	21 at Navy, 2/27/16
... had 10+ steals	14 vs. Manhattan, 11/11/16
... had 10+ blocks	12 at Colgate, 2/20/00
... had 5+ in double figures	5 at Monmouth, 3/16/16
... had 6+ in double figures	6 at Niagara, 11/16/12
... had two 20+ scorers	Chris Hass (29) & Zach Thomas (25) at N.C. State, 12/5/15
... had two double-doubles	Thomas (19p/11r), Foulland (23p/10r) vs. Robert Morris, 11/16/16
... made 10+ FT without miss	19-19 vs. Lafayette, 3/3/12
... shot 60%+ from field	67.7% (42-62) vs. Shenandoah, 11/13/15
... shot 70%+ from field	71.7% (33-46) vs. Navy, 1/17/04
... made 30+ FT	31 at Manhattan, 11/21/15
... attempted 40+ FT	42 at Manhattan, 11/21/15
... committed 5 or fewer TOs	4 at Colgate, 2/1/14
... played an OT game	vs. Holy Cross (lost, 77-72 2OT), 3/3/16
... played a 2OT game	vs. Holy Cross (lost, 77-72), 3/3/16
... played a 3OT game	at Navy (won, 87-86), 3/5/08
... played a ranked opponent	at #12 Villanova (lost 72-65), 11/20/14
... defeated a ranked opponent	at #17 Syracuse (74-69), 11/22/05
... defeated a top-10 opponent	at #7 Pittsburgh (69-66), 1/2/05
... played the No. 1 ranked team	at Syracuse (lost 80-61), 12/20/11

BUCKNELL GAME RECORDS AT A GLANCE

• INDIVIDUAL		
POINTS	45	Al Leslie vs. American (1/12/80)
	42	Jim Wherry vs. Penn State (12/18/67)
	42	Kevin Bettencourt vs. St. Francis (12/6/03)
<i>active</i>	25	Zach Thomas (twice)
REBOUNDS	28	Craig Greenwood vs. DePauw (12/14/68)
<i>active</i>	13	Nana Foulland at American (2/3/16)
ASSISTS	16	Russell Peyton vs. UMBC (1/27/92)
<i>active</i>	10	Stephen Brown (twice)
BLOCKS	8	Mike Butts vs. Lehigh (1989)
	8	Mike Butts vs. Towson (1989)
	8	Brian Anderson vs. George Mason (12/1/93)
	8	Mike Muscala at Lehigh (1/26/11)
<i>active</i>	6	Nana Foulland vs. Lafayette (1/7/15)
STEALS	8	Jaye Andrews vs. Drexel (1985)
	8	Russell Peyton vs. Loyola (Md.) (2/24/93)
<i>active</i>	4	Nana Foulland vs. Holy Cross (1/9/16)
	4	Stephen Brown (twice)
	4	Kimbal Mackenzie at Wake Forest (11/13/16)
FG MADE	20	Joe Steiner vs. La Salle (2/7/62)
<i>active</i>	10	Nana Foulland vs. Robert Morris (11/16/16)
FG ATT.	34	Joe Steiner vs. Temple (2/14/61)
<i>active</i>	16	Zach Thomas at North Carolina State (12/5/15)
3FG MADE	11	Kevin Bettencourt vs. St. Francis (12/6/03)
<i>active</i>	7	John Azzinaro vs. Holy Cross (1/9/16)
3FG ATT.	16	Kevin Bettencourt vs. St. Francis (12/6/03)
<i>active</i>	10	John Azzinaro vs. Holy Cross (1/9/16)
FT MADE	17	Bryan Bailey vs. Loch Haven (11/18/00)
<i>active</i>	10	Zach Thomas vs. Manhattan (11/11/16)
FT ATT.	20	Brian Anderson vs. Colgate (2/2/94)
<i>active</i>	14	Zach Thomas vs. Manhattan (11/11/16)
• TEAM		
POINTS	119	vs. Colgate (1/29/68)
PTS. IN 1H	61	vs. Colgate (1/29/68)
PTS. IN 2H	66	vs. Susquehanna (11/26/85)
PTS. IN OT	25	at Fairfield (12/1/14)
FG MADE	50	vs. Rochester (1/7/75)
	50	vs. Albright (1/15/69)
FG ATT.	105	vs. Rutgers (2/5/52)
FG%	71.7	vs. Navy (1/17/04) (33-46)
3FG MADE	17	vs. West Alabama (11/26/11)
3FG ATT.	34	vs. Colgate (1/25/92)
	34	vs. West Alabama (11/26/11)
3FG%	90.0	vs. Lycoming (12/11/87) (9-10)
FT MADE	41	vs. Colgate (2/2/94)
FT ATT.	56	vs. Colgate (2/2/94)
FT%	100.0	vs. Lafayette (2/1/89) (22-22)
	100.0	vs. Richmond (12/17/11) (21-21)
	100.0	vs. Lafayette (2/4/05) (20-20)
	100.0	vs. Lafayette (1/14/12) (15-15)
	100.0	vs. Navy (1/28/12) (10-10)
REBOUNDS	71	vs. Washington & Jefferson (12/15/64)
BLOCKS	15	vs. George Mason (12/1/93)
LOW TO	1	vs. American (1/13/10)

BISON TRENDS

In 2016-17, Bucknell is ...

2-0	in home games
0-2	in road games
0-0	at neutral sites
0-0	when scoring at least 80 points
2-2	when scoring fewer than 80 points
2-0	when leading at halftime
0-2	when trailing at halftime
0-0	when tied at halftime
0-0	when outrebounding an opponent
2-2	when getting outrebounded
0-0	when shooting 50% or better from field
2-2	when shooting under 50% from field
0-2	when opponent shoots 50% or better
2-0	when opponent shoots under 50%
2-1	when shooting more free throws
0-1	when shooting fewer free throws
2-0	when committing fewer turnovers
0-2	when committing more turnovers
2-2	in November
0-0	in December
0-0	in January
0-0	in February
0-0	in March
0-2	in afternoon games
2-0	in evening games
0-0	in games decided by one point
0-0	in games decided by 5 points or fewer
0-0	in games decided by 6-10 points
2-2	in games decided by 11 or more points
0-0	in overtime games
1-0	in white uniforms
1-0	in gray uniforms
0-1	in blue uniforms
0-1	in orange uniforms

MISCELLANEOUS STATS

Consecutive Games (10+)	Consecutive Starts
Nana Foulland (69)	Stephen Brown (53)
Stephen Brown (54)	Nana Foulland (8)
Kimbal Mackenzie (35)	Zach Thomas (5)
D.J. MacLeay (35)	Nate Jones (4)
John Azzinaro (30)	Kimbal Mackenzie (4)
Nate Jones (23)	

Dunks: Foulland 4, Thomas, Jones, Sestina.

Charges Drawn:

Bucknell's Largest Lead: 17 points at 61-44 vs. Robert Morris.

Bucknell's Largest Deficit: 29 points at 90-67 at Wake Forest.

Largest Deficit Bucknell Has Overcome to Win: 5 points at 9-4 (13:27 of 1st half) vs. Manhattan

Bison From the Foul Line in Last 5 Minutes of a Game (Plus Overtime):

Stephen Brown	2-2	1.000
Nate Sestina	2-2	1.000
Zach Thomas	8-9	.889
Totals	12-13	.923

STARTING LINEUPS

• **Brown, Mackenzie, Jones, Thomas, Foulland (2-2):** Manhattan (W), at Wake Forest (L), Robert Morris (W), at Butler (L)

PATRIOT LEAGUE LEADERBOARD

TEAM STATISTICS Category	Overall		PL Only	
	Stat	Rank	Stat	Rank
Scoring Offense	71.2	4th	—	—
Scoring Defense	76.5	8th	—	—
Scoring Margin	-5.2	4th	—	—
Free Throw Percentage	.676	5th	—	—
Field Goal Percentage	.460	3rd	—	—
Field Goal Pct. Defense	.472	7th	—	—
3FG Percentage	.321	5th	—	—
3FG Pct. Defense	.447	9th	—	—
3FG Made	6.8	7th	—	—
Rebounding Offense	30.3	8th	—	—
Rebounding Defense	36.5	6th	—	—
Rebound Margin	-6.2	7th	—	—
Blocked Shots	4.3	2nd	—	—
Assists	13.0	6th	—	—
Steals	8.0	2nd	—	—
Turnover Margin	+0.5	4th	—	—
Assist/Turnover Ratio	0.9	7th	—	—

INDIVIDUAL LEADERS (top 15)

Stephen Brown

Assists	3.8	4th
Asst/TO Ratio	1.5	5th
Steals	1.8	5th

Nana Foulland

Scoring	14.3	7th
Rebounding	7.3	2nd
FG Pct.	.714	2nd
Blocks	2.0	1st
Steals	1.3	15th

Kimbal Mackenzie

Steals	2.0	3rd
Minutes Played	32.7	13th

Nate Sestina

FG Pct.	.591	4th
Blocks	0.8	10th

Zach Thomas

Scoring	18.0	4th
Rebounding	6.8	3rd
FG Pct.	.500	9th
3FG Pct.	.400	11th
FT Pct.	.800	7th
3FG Made	2.0	7th
Assists	4.0	3rd
Asst/TO Ratio	1.1	9th
Steals	1.3	15th

BISON BY THE NUMBERS

Years of Basketball	122nd
1st Season	1895-96
Head Coaches (all-time)	21
Head Coaches (in PL)	4

All-time Record	1378-1201-1
Winning Seasons	65
.500 Seasons	5
Losing Seasons	51
20+ Win Seasons	12
Undefeated Seasons	2
NCAA Appearances	6
NIT Appearances	3
Top-25 Wins	3
Weeks Ranked in Top 25	2

PL W-L	250-112
PL Tournament W-L	33-21
PL Tournament Titles	3
PL Regular Season Titles	10
PL Outright Regular Season Titles (no ties)	7

First Team All-PL	32
Second Team All-PL	19
Third Team All-PL (started 2013-14)	2
PL All-Rookie Team	15
PL All-Defensive Team (started 2015-16)	2
PL Player of Year	6
PL Rookie of Year	3
PL Defensive Player of Year	6
PL Coach of Year	8
PL Player of Week	66
PL Rookie of Week	43
All-PL Tournament	26
PL Tournament MVP	4

All-Americans	10
Academic All-Americans	9
PL Scholar-Athletes	10
PL Academic Honor Roll	110
PL All-Academic Team	8

TOP SOJKA PAVILION CROWDS

Date	Opponent	Attendance
12/6/05	#4 Villanova	4,433
11/14/06	Wake Forest	4,330
3/11/11	Lafayette	4,271
3/7/12	Lehigh	4,267
11/28/14	Penn State	4,257
12/21/05	Saint Joseph's	4,252
2/9/07	Holy Cross	4,209
2/25/06	Army	4,174
2/16/08	Holy Cross	4,162
1/21/06	Colgate	4,157
2/26/11	Army	4,148
2/22/06	Lehigh	4,136
1/11/08	Navy	4,126
1/26/08	Colgate	4,118
3/10/06	Holy Cross	4,110
1/27/07	Army	4,110
1/14/06	Holy Cross	4,102
11/10/07	Albany	4,056
3/4/07	Army	4,032
3/6/11	Lehigh	4,029
12/2/06	Northern Iowa	4,011
1/20/07	Colgate	4,009

BUCKNELL TEAM STATS — ALL GAMES

#	Player	GP	GS	Min	Avg	FG	FGA	Pct	3FG	FGA	Pct	FT	FTA	Pct	OR	DR	Reb	Avg	PF	FO	A	TO	Blk	Stl	Pts	Avg
23	Thomas, Zach	4	4	123	30.8	22	48	.458	8	20	.400	20	25	.800	4	23	27	6.8	9	0	16	14	2	5	72	18.0
20	Foulland, Nana	4	4	105	26.3	25	35	.714	0	0	.000	7	17	.412	7	22	29	7.3	11	0	2	10	8	5	57	14.3
04	Sestina, Nate	4	0	52	13.0	13	22	.591	1	3	.333	5	5	1.000	7	8	15	3.8	13	0	2	2	3	1	32	8.0
01	Mackenzie, Kimbal	4	4	118	29.5	10	25	.400	3	10	.300	4	6	.667	3	0	3	0.8	6	0	5	6	0	8	27	6.8
15	Jones, Nate	4	4	113	28.3	8	19	.421	3	12	.250	5	5	1.000	2	2	4	1.0	4	0	7	5	0	3	24	6.0
02	Brown, Stephen	4	4	107	26.8	7	20	.350	2	7	.286	7	8	.875	1	9	10	2.5	11	1	15	10	0	7	23	5.8
13	Moore, Bruce	4	0	32	8.0	4	9	.444	2	5	.400	2	3	.667	3	1	4	1.0	9	1	1	4	2	0	12	3.0
22	O'Reilly, Matt	4	0	45	11.3	4	15	.267	4	14	.286	0	2	.000	0	2	2	0.5	3	0	1	2	0	1	12	3.0
14	Robertson, Ben	3	0	12	4.0	4	6	.667	1	1	1.000	0	0	.000	2	0	2	0.7	1	0	0	0	0	0	9	3.0
05	Azzinaro, John	4	0	32	8.0	3	12	.250	3	7	.429	0	0	.000	0	3	3	0.8	2	0	1	1	0	1	9	2.3
00	MacLeay, D.J.	4	0	25	6.3	3	9	.333	0	3	.000	0	1	.000	2	7	9	2.3	7	0	0	1	1	0	6	1.5
11	Toomer, Avi	4	0	36	9.0	1	6	.167	0	2	.000	0	2	.000	1	3	4	1.0	1	0	2	2	1	1	2	0.5
TM	TEAM.....														3	6	9	2.3				1				0
	Total.....	4				104	226	.460	27	84	.321	50	74	.676	35	86	121	30.3	77	2	52	58	17	32	285	71.2
	Opponents.....	4				111	235	.472	34	76	.447	50	72	.694	48	98	146	36.5	72	-	58	60	14	27	306	76.5

BUCKNELL TEAM STATS — PATRIOT LEAGUE GAMES

#	Player	GP	GS	Min	Avg	FG	FGA	Pct	3FG	FGA	Pct	FT	FTA	Pct	OR	DR	Reb	Avg	PF	FO	A	TO	Blk	Stl	Pts	Avg
---	--------	----	----	-----	-----	----	-----	-----	-----	-----	-----	----	-----	-----	----	----	-----	-----	----	----	---	----	-----	-----	-----	-----

BUCKNELL TEAM STATS — HOME GAMES

#	Player	GP	GS	Min	Avg	FG	FGA	Pct	3FG	FGA	Pct	FT	FTA	Pct	OR	DR	Reb	Avg	PF	FO	A	TO	Blk	Stl	Pts	Avg
23	Thomas, Zach	2	2	65	32.5	13	25	.520	3	9	.333	15	20	.750	3	16	19	9.5	4	0	13	7	2	3	44	22.0
20	Foulland, Nana	2	2	52	26.0	13	18	.722	0	0	.000	5	13	.385	6	10	16	8.0	6	0	2	6	5	4	31	15.5
04	Sestina, Nate	2	0	22	11.0	8	11	.727	0	1	.000	4	4	1.000	4	4	8	4.0	6	0	1	1	2	1	20	10.0
02	Brown, Stephen	2	2	53	26.5	5	14	.357	2	4	.500	2	2	1.000	1	5	6	3.0	9	1	10	3	0	5	14	7.0
22	O'Reilly, Matt	2	0	28	14.0	4	9	.444	4	8	.500	0	2	.000	0	2	2	1.0	1	0	0	2	0	1	12	6.0
15	Jones, Nate	2	2	62	31.0	4	11	.364	1	7	.143	3	3	1.000	1	0	1	0.5	2	0	5	2	0	3	12	6.0
01	Mackenzie, Kimbal	2	2	68	34.0	2	10	.200	0	5	.000	3	4	.750	1	0	1	0.5	2	0	4	3	0	3	7	3.5
00	MacLeay, D.J.	2	0	13	6.5	2	4	.500	0	0	.000	0	0	.000	0	4	4	2.0	3	0	0	0	1	0	4	2.0
05	Azzinaro, John	2	0	8	4.0	1	6	.167	1	4	.250	0	0	.000	0	0	0	0.0	0	0	0	1	0	1	3	1.5
11	Toomer, Avi	2	0	18	9.0	1	4	.250	0	2	.000	0	2	.000	1	3	4	2.0	1	0	0	2	1	1	2	1.0
13	Moore, Bruce	2	0	9	4.5	0	1	.000	0	0	.000	2	2	1.000	1	0	1	0.5	3	0	0	2	2	0	2	1.0
14	Robertson, Ben	1	0	2	2.0	0	0	.000	0	0	.000	0	0	.000	0	0	0	0.0	0	0	0	0	0	0	0	0.0
TM	TEAM.....														0	3	3	1.5				0				0
	Total.....	2				53	113	.469	11	40	.275	34	52	.654	18	47	65	32.5	37	1	35	29	13	22	151	75.5
	Opponents.....	2				46	119	.387	13	35	.371	21	31	.677	29	51	80	40.0	41	-	23	43	5	16	126	63.0

BUCKNELL TEAM STATS — AWAY GAMES

#	Player	GP	GS	Min	Avg	FG	FGA	Pct	3FG	FGA	Pct	FT	FTA	Pct	OR	DR	Reb	Avg	PF	FO	A	TO	Blk	Stl	Pts	Avg
23	Thomas, Zach	2	2	58	29.0	9	23	.391	5	11	.455	5	5	1.000	1	7	8	4.0	5	0	3	7	0	2	28	14.0
20	Foulland, Nana	2	2	53	26.5	12	17	.706	0	0	.000	2	4	.500	1	12	13	6.5	5	0	0	4	3	1	26	13.0
01	Mackenzie, Kimbal	2	2	50	25.0	8	15	.533	3	5	.600	1	2	.500	2	0	2	1.0	4	0	1	3	0	5	20	10.0
04	Sestina, Nate	2	0	30	15.0	5	11	.455	1	2	.500	1	1	1.000	3	4	7	3.5	7	0	1	1	1	0	12	6.0
15	Jones, Nate	2	2	51	25.5	4	8	.500	2	5	.400	2	2	1.000	1	2	3	1.5	2	0	2	3	0	0	12	6.0
13	Moore, Bruce	2	0	23	11.5	4	8	.500	2	5	.400	0	1	.000	2	1	3	1.5	6	1	1	2	0	0	10	5.0
14	Robertson, Ben	2	0	10	5.0	4	6	.667	1	1	1.000	0	0	.000	2	0	2	1.0	1	0	0	0	0	0	9	4.5
02	Brown, Stephen	2	2	54	27.0	2	6	.333	0	3	.000	5	6	.833	0	4	4	2.0	2	0	5	7	0	2	9	4.5
05	Azzinaro, John	2	0	24	12.0	2	6	.333	2	3	.667	0	0	.000	0	3	3	1.5	2	0	1	0	0	0	6	3.0
00	MacLeay, D.J.	2	0	12	6.0	1	5	.200	0	3	.000	0	1	.000	2	3	5	2.5	4	0	0	1	0	0	2	1.0
11	Toomer, Avi	2	0	18	9.0	0	2	.000	0	0	.000	0	0	.000	0	0	0	0.0	0	0	2	0	0	0	0	0.0
22	O'Reilly, Matt	2	0	17	8.5	0	6	.000	0	6	.000	0	0	.000	0	0	0	0.0	2	0	1	0	0	0	0	0.0
TM	TEAM.....														3	3	6	3.0				1				0
	Total.....	2				51	113	.451	16	44	.364	16	22	.727	17	39	56	28.0	40	1	17	29	4	10	134	67.0
	Opponents.....	2				65	116	.560	21	41	.512	29	41	.707	19	47	66	33.0	31	-	35	17	9	11	180	90.0

BUCKNELL TEAM STATS — GAME-BY-GAME


Opponent	Date	Score	W/L	TOTAL			3-PTRS			REBOUNDS													
				FG	FGA	Pct	3FG	FGA	Pct	FT	FTA	Pct	Off	Def	Tot	Avg	PF	A	TO	Blk	Stl	Pts	Avg
MANHATTAN	11/11/16	76-64	W	25	52	.481	7	18	.389	19	32	.594	7	24	31	31.0	20	18	15	6	14	76	76.0
at Wake Forest	11/13/16	74-94	L	30	67	.448	9	25	.360	5	9	.556	15	17	32	31.5	24	12	10	2	5	74	75.0
ROBERT MORRIS	11/16/16	75-62	W	28	61	.459	4	22	.182	15	20	.750	11	23	34	32.3	17	17	14	7	8	75	75.0
at Butler	11/19/16	60-86	L	21	46	.457	7	19	.368	11	13	.846	2	22	24	30.3	16	5	19	2	5	60	71.2
Bucknell		285		104	226	.460	27	84	.321	50	74	.676	35	86	121	30.3	77	52	58	17	32	285	71.2
Opponents		306		111	235	.472	34	76	.447	50	72	.694	48	98	146	36.5	72	58	60	14	27	306	76.5

BUCKNELL TEAM STATS — OPPONENT GAME-BY-GAME

Opponent	Date	Score	W/L	TOTAL			3-PTRS			REBOUNDS													
				FG	FGA	Pct	3FG	FGA	Pct	FT	FTA	Pct	Off	Def	Tot	Avg	PF	A	TO	Blk	Stl	Pts	Avg
MANHATTAN	11/11/16	76-64	W	22	62	.355	8	22	.364	12	19	.632	19	26	45	45.0	26	11	24	2	10	64	64.0
at Wake Forest	11/13/16	74-94	L	29	58	.500	13	26	.500	23	29	.793	15	25	40	42.5	16	16	9	6	4	94	79.0
ROBERT MORRIS	11/16/16	75-62	W	24	57	.421	5	13	.385	9	12	.750	10	25	35	40.0	15	12	19	3	6	62	73.3
at Butler	11/19/16	60-86	L	36	58	.621	8	15	.533	6	12	.500	4	22	26	36.5	15	19	8	3	7	86	76.5
Opponents		306		111	235	.472	34	76	.447	50	72	.694	48	98	146	36.5	72	58	60	14	27	306	76.5
Bucknell		285		104	226	.460	27	84	.321	50	74	.676	35	86	121	30.3	77	52	58	17	32	285	71.2

#5 • JOHN AZZINARO • SENIOR • GUARD • 5-11 • 180 • SAN ANTONIO, TEXAS • BRENNAN

Has played a significant role in the Bison backcourt in each of his first three seasons ... showed the potential to be a big scorer and is not afraid to take important shots late in close games ... small in stature, but makes up for it with outstanding speed and quickness ... excellent ballhandler ... smart player who competes with a ton of confidence ... can play both the point and shooting guard positions ... traveled to Spain in the summer of 2016 for a basketball tour with Global Sports Academy.



2016-17

Reserve guard ... hit a 3FG in each of the 1st 2G of season.

2015-16

Reserve two-guard played off the bench in all but two games ... averaged 3.0 ppg, 1.1 rpg and shot 38.3 3FG% (18-47) ... had a career game in a home win over Holy Cross hitting 7-10 3FGs en route to game-high 21 pts. ... made the most of his 13 min. on opening night vs. Shenandoah, scoring 14 pts. on 5-6 FG, 3-4 3FG. ... 7 pts. (3-5 FG) in 17 min. in win over Navy ... played season-high 30 min. in win at Boston University, tallying 7 pts., 5 reb. ... had career-high 3 stl. in win at Holy Cross ... hit both of his 3FG attempts and scored 9 pts. in home win over Army West Point.

2014-15

Played in all 34 games, including 13 starts in the first half of the season ... averaged 5.4 ppg, 1.0 apg ... shot 33.3 FG%, 37.5 3FG%, 76.9 FT% ... 3rd on team with 45 3FGs ... ranked 15th in the Patriot League in 3FG% ... got season off to a great start with 13 pts., 6 reb. in 21 min. off bench in win over Marist ... hit a big 2nd-half 3FG at Villanova ... made first collegiate start at Toledo ... scored 18 pts. (6-11 FG, 4-7 3FG) vs. Penn State ... scored 15 pts. on 5-12 3FG vs. Case Western Reserve ... scored 10 of 12 pts. in 1st half at Colgate ... won the Navy home game for the Bison with a career-high 19 pts. on near-perfect shooting (6-7 FG, 5-5 3FG, 2-2 FT) ... Bucknell trailed Navy 61-55 until he hit 3FGs on 3 straight possessions in the final 2:11 ... broke 61-61 tie with a 3FG with 0:11 left ... forced a held ball to give Bucknell possession leading to his winning shot ... went 3-5 3FG and scored 9 pts. in win at Loyola ... hit 3 3FGs and scored 9 pts. in 12 min. in win over Lehigh ... led team with 14 pts. (4-7 FG, 2-5 3FG, 4-4 FT) in home win over Holy Cross ... named 5th Quarter Fresh Bison Athlete of Week on Jan. 19.

2013-14

Enjoyed a productive rookie year as a backup guard ... averaged 3.4 ppg while shooting 33.7 FG%, 33.3 3FG% and 70.6 FG% ... recorded 25 asst. and only 14 TO in 28 games ... played 10 min. on opening night at Stanford and scored 5 pts. ... hit a 3FG on first career shot ... scored 9 pts. (4-5 FG) and grabbed 4 reb. at Mount St. Mary's ... made 2 first-half 3FGs and added 2 asst. in home win over Colgate ... played 22 min. at Holy Cross and recorded 7 pts., 3 asst. ... hit two 3FGs in home win over Navy ... closed out the home win over Army on the floor and had 5 pts., 4 asst., 0 TO in 17 min ... hit key 2nd-half 3FG in that win ... played a huge role in 2-pt. win at Loyola, scoring career-best 12 pts. (5-7 FG, 2-3 3FG) and also assisting on Cameron Ayers' winning 3FG with 0:16 left ... scored 9 pts. in season-high 27 min. in win at Boston University, including 7 in final 3:48 of a tight game ... hit a key 3FG that stretched a 4-pt. lead to 7 ... scored 9 pts., all in a 3-min. stretch in the 2nd half, in a home win over Lehigh ... hit two big 3FGs in Patriot League Tournament game vs. Army.

HIGH SCHOOL/PERSONAL

Full name is Jonathan Michael Azzinaro Jr. ... born May 31, 1994 ... son of John and Tymeia Azzinaro ... four-year starter at William J. Brennan High School in San Antonio ... three-year team captain ... two-time First Team All-State selection ... named District 28-4A MVP as a junior ... two-time all-district selection ... two-year member of the Super City Team ... graduated as the No. 5 all-time scorer in San Antonio high school basketball history ... scored over 2,500 career points ... as a senior had a 53-point game against Jay H.S. in the South San Tournament final ... earned MVP honors at that tournament ... led Brennan to state 4A semifinals in 2013 ... team was ranked No. 1 in state for much of the year ... major is economics.

AZZINARO'S CAREER HIGHS

Points:	21	vs. Holy Cross	1/9/2016
Rebounds:	6	vs. Marist	11/14/2014
Assists:	4	vs. Army West Point	2/15/2014
Steals:	3	at Holy Cross	2/6/2016
Blocks:	1	twice	
FG Made:	7	vs. Holy Cross	1/9/2016
FG Attempted:	12	vs. Case Western Reserve	12/19/2014
3-pt FG Made:	7	vs. Holy Cross	1/9/2016
3-pt FG Attempted:	12	vs. Case Western Reserve	12/19/2014
FT Made:	4	twice	
FT Attempted:	4	five times	

AZZINARO'S SEASON HIGHS

Points:	3	twice
Rebounds:	3	at Butler 11/19/2016
Assists:	1	at Wake Forest 11/13/2016
Steals:	1	vs. Manhattan 11/11/2016
Blocks:	0	
FG Made:	1	three times
FG Attempted:	4	twice
3-pt FG Made:	1	three times
3-pt FG Attempted:	2	three times
FT Made:	0	
FT Attempted:	0	

AZZINARO'S CAREER STATISTICS

Year	G	GS	Min.	Avg.	FGM	FGA	Pct.	3FGM	3FGA	Pct.	FTM	FTA	Pct.	OR	DR	Reb.	RPG	PF	DQ	A	TO	BK	ST	Pts.	PPG
2013-14	28	0	359	12.8	33	98	.337	16	48	.333	12	17	.706	5	20	25	0.9	45	2	25	14	0	10	94	3.4
2014-15	34	13	566	16.6	60	180	.333	45	120	.375	20	26	.769	9	45	54	1.6	57	0	34	25	1	11	185	5.4
2015-16	29	0	310	10.7	30	78	.385	18	47	.383	9	17	.529	2	31	33	1.1	32	0	12	17	1	13	87	3.0
2016-17	4	0	32	8.0	3	12	.250	3	7	.429	0	0	.000	0	3	3	0.8	2	0	1	1	0	1	9	2.3
TOTAL	95	13	1267	13.3	126	368	.342	82	222	.369	41	60	.683	16	99	115	1.2	136	2	72	57	2	35	375	3.9

JOHN AZZINARO CAREER GAME-BY-GAME

AZZINARO'S 2016-17 GAME-BY-GAME STATISTICS

Opponent	Min.	FG-A	Pct.	3FG-A	Pct.	FT-A	Pct.	RB	PF	A	TO	B	S	PTS
Manhattan	3	1-2	.500	1-2	.500	0-0	—	0	0	0	1	0	1	3
Wake Forest	12	1-4	.250	1-2	.500	0-0	—	0	1	1	0	0	0	3
Robert Morris	5	0-4	.000	0-2	.000	0-0	—	0	0	0	0	0	0	0
Butler	12	1-2	.500	1-1	1.000	0-0	—	3	1	0	0	0	0	3
Vanderbilt														
Norfolk State														
TBA														
Richmond														
La Salle														
Fairfield														
Siena														
Mt. St. Mary's														
Princeton														
Navy*														
Army*														
American*														
Holy Cross*														
Lehigh*														
Colgate*														
Loyola*														
Boston U.*														
Lafayette*														
Army*														
American*														
Holy Cross*														
Lehigh*														
Colgate*														
Loyola*														
Boston U.*														
Lafayette*														
Navy*														

* Patriot League game ^ Patriot League Tournament Games started in **bold**

AZZINARO'S 2015-16 GAME-BY-GAME STATISTICS

Opponent	Min.	FG-A	Pct.	3FG-A	Pct.	FT-A	Pct.	RB	PF	A	TO	B	S	PTS
Shenandoah	13	5-6	.833	3-4	.750	1-2	.500	1	0	1	0	0	1	14
Wake Forest	5	0-0	—	0-0	—	0-0	—	1	0	1	1	0	0	0
Robert Morris														
Manhattan	4	0-1	.000	0-0	—	4-4	1.000	1	1	0	1	0	1	4
Siena														
Penn State	8	0-2	.000	0-1	.000	0-0	—	0	2	0	1	0	0	0
Columbia	12	2-5	.400	1-4	.250	0-0	—	0	0	0	0	0	0	5
NC State	9	0-2	.000	0-0	—	0-0	—	0	1	1	1	0	0	0
Mt. St. Mary's	4	0-0	—	0-0	—	0-0	—	0	0	0	0	0	1	0
Princeton	8	1-2	.500	0-1	.000	0-0	—	0	0	1	0	0	1	2
Fairfield	10	0-1	.000	0-0	—	1-2	.500	3	1	0	1	0	0	1
Navy*	17	3-5	.600	1-3	.333	0-0	—	2	3	0	2	0	0	7
Army*	11	0-1	.000	0-1	.000	0-0	—	4	2	0	1	0	1	0
American*	5	0-1	.000	0-1	.000	0-0	—	1	1	0	0	0	1	0
Holy Cross*	20	7-10	.700	7-10	.700	0-0	—	1	2	0	1	0	0	21
Lehigh*	9	1-4	.250	1-3	.333	0-0	—	1	1	0	0	0	0	3
Colgate*	9	1-1	1.000	1-1	1.000	0-0	—	0	0	0	0	0	1	3
Loyola*	17	0-4	.000	0-3	.000	0-2	.000	2	3	1	1	0	1	0
Boston U.*	30	3-7	.429	1-4	.250	0-0	—	5	1	1	1	0	0	7
Lafayette*	14	1-3	.333	1-2	.500	0-0	—	2	1	0	1	0	0	3
Army*	16	3-5	.600	2-2	1.000	1-1	1.000	1	1	2	1	0	1	9
American*	15	0-3	.000	0-1	.000	1-2	.500	2	2	1	0	0	0	1
Holy Cross*	13	0-1	.000	0-1	.000	0-0	—	1	1	0	1	0	3	0
Lehigh*	7	0-2	.000	0-0	—	0-0	—	0	2	0	1	0	1	0
Colgate*	9	0-1	.000	0-0	—	0-1	.000	2	0	1	0	0	0	0
Loyola*	11	0-1	.000	0-1	.000	0-0	—	1	4	1	1	1	0	0
Boston U.*	6	0-0	—	0-0	—	0-0	—	0	0	0	0	0	0	0
Lafayette*	8	0-2	.000	0-0	—	1-2	.500	1	1	0	1	0	0	1
Navy*	7	1-2	.500	0-1	.000	0-0	—	1	0	1	0	0	0	2
Holy Cross^	10	2-5	.400	0-2	.000	0-1	.000	0	1	0	0	0	0	4
Monmouth+	3	0-1	.000	0-1	.000	0-0	—	0	1	0	0	0	0	0

* Patriot League game ^ Patriot League Tournament + NIT Games started in **bold**

AZZINARO'S 2014-15 GAME-BY-GAME STATISTICS

Opponent	Min.	FG-A	Pct.	3FG-A	Pct.	FT-A	Pct.	RB	PF	A	TO	B	S	PTS
Marist	21	4-8	.500	2-6	.333	3-4	.750	6	2	1	0	0	1	13
Michigan	24	1-8	.125	1-5	.200	0-0	—	0	2	0	1	0	0	3
Villanova	9	2-4	.500	1-2	.500	0-2	.000	0	3	0	1	0	0	5
Mt. St. Mary's	11	2-6	.333	2-3	.667	0-0	—	2	0	0	1	0	0	6
Toledo	19	1-7	.143	0-4	.000	0-0	—	1	2	1	0	0	0	2
UMES	15	1-2	.500	1-2	.500	0-0	—	2	2	1	2	0	0	3
Penn State	34	6-11	.545	4-7	.571	2-2	1.000	2	3	2	2	0	0	18
Fairfield	14	1-2	.500	1-2	.500	0-0	—	0	3	0	0	0	0	3
Columbia	22	0-8	.000	0-3	.000	2-2	1.000	3	1	1	0	0	0	2
Albany	9	0-3	.000	0-2	.000	0-0	—	1	2	0	3	0	1	0
Case Western	28	5-12	.417	5-12	.417	0-0	—	5	1	2	1	0	0	15
Wake Forest	20	1-5	.200	1-4	.250	0-0	—	1	2	1	1	0	0	3
Siena	21	2-7	.286	2-5	.400	0-0	—	1	3	2	0	2	6	
American*	21	1-5	.200	1-4	.250	0-1	.000	3	0	1	1	0	0	3
Colgate*	32	5-10	.500	2-6	.333	0-0	—	2	2	2	3	0	0	12
Lafayette*	15	1-5	.200	0-2	.000	0-0	—	3	1	0	1	0	1	2
Holy Cross*	11	0-2	.000	0-0	—	0-0	—	2	1	1	2	0	0	0
Navy*	22	6-7	.857	5-5	1.000	2-2	1.000	3	4	0	1	0	1	19
Army*	19	1-4	.250	1-2	.500	0-0	—	2	0	3	0	0	0	3
Loyola*	20	3-7	.429	3-5	.600	0-0	—	2	2	2	1	0	0	9
Boston U.*	16	3-5	.600	2-4	.500	0-0	—	0	2	1	0	0	0	8
Lehigh*	12	3-8	.375	3-7	.429	0-0	—	1	2	0	1	0	1	9
Colgate*	11	1-3	.333	1-2	.500	0-0	—	1	0	0	0	0	0	3
Lafayette*	3	0-1	.000	0-1	.000	0-0	—	0	2	0	0	0	0	0
Holy Cross*	20	4-7	.571	2-5	.400	4-4	1.000	1	3	1	1	1	1	14
Navy*	10	0-2	.000	0-2	.000	0-0	—	2	2	0	0	0	0	0
Army*	19	2-6	.333	1-1	1.000	1-2	.500	2	2	0	1	0	1	6
Loyola*	18	2-4	.500	2-3	.667	0-0	—	0	2	2	1	0	1	6
Boston U.*	11	0-2	.000	0-2	.000	0-0	—	0	1	3	0	0	0	0
Lehigh*	19	1-8	.125	1-6	.167	3-4	.750	1	1	2	0	0	0	6
American*	8	1-2	.500	1-2	.500	0-0	—	1	1	0	1	0	0	3
Holy Cross^	9	0-2	.000	0-1	.000	0-0	—	1	1	1	0	0	0	0
Lafayette^	10	0-4	.000	0-2	.000	0-0	—	2	0	1	0	0	0	0
Temple+	12	0-3	.000	0-1	.000	3-3	1.000	1	1	1	0	0	1	3


* Patriot League game ^ Patriot League Tournament + NIT Games started in **bold**

AZZINARO'S 2013-14 GAME-BY-GAME STATISTICS

Opponent	Min.	FG-A	Pct.	3FG-A	Pct.	FT-A	Pct.	RB	PF	A	TO	B	S	PTS
Stanford	10	2-4	.500	1-3	.333	0-0	—	1	1	0	0	0	0	5
Penn State	10	0-1	.000	0-1	.000	0-0	—	0	1	1	0	0	0	0
St. Francis	15	1-4	.250	0-1	.000	0-0	—	3	1	0	0	0	1	2
St. John's	4	0-0	—	0-0	—	0-0	—	1	4	0	0	0	0	0
Albany	7	0-1	.000	0-0	—	0-0	—	0	2	1	0	0	0	0
Mt. St. Mary's	17	4-5	.800	1-1	1.000	0-0	—	4	1	0	0	0	0	9
Princeton	11	0-3	.000	0-1	.000	0-0	—	2	2	0	0	0	2	0
Kent State	5	0-1	.000	0-1	.000	0-0	—	0	0	0	0	0	0	0
Columbia	8	0-1	.000	0-0	—	0-0	—	0	2	0	0	0	0	0
Marist														
Fairfield	16	1-3	.333	1-2	.500	0-0	—	0	4	2	0	0	0	3
American*	14	2-3	.667	0-0	—	0-0	—	2	5	0	0	0	0	4
Colgate*	17	2-4	.500	2-2	1.000	0-0	—	0	5	2</				

#2 • STEPHEN BROWN • JUNIOR • GUARD • 5-11 • 165 • MANASSAS, VA. • CHRIST CHAPEL

Lightning-quick point guard who has become one of the Patriot League's top playmakers ... gained valuable experience during a productive rookie season, then took his game to the next level during an all-star sophomore year ... has a good outside shot and can also penetrate to the rim ... dangerous in transition ... tenacious on-ball defender ... upped his FT% from 47.5% as a freshman to a Patriot League-best 83.3% as a sophomore.



2016-17

Once again Bucknell's starting point guard ... had a big game against Manhattan in the opener with 11 pts., 6 asst., 5 reb., 4 stl. ... scored 7 pts. in final 3 min. to help seal the win.

2015-16

Enjoyed a breakout sophomore season ... started every game at point guard and earned Third Team All-Patriot League and Patriot League All-Defensive Team honors ... Bucknell's 4th-leading scorer at 9.2 ppg ... averaged 11.2 ppg and shot 56.3 FG% in league play ... also averaged 5.3 apg, 3.3 rpg and 1.3 spg ... shot 49.2 FG%, 32.6 3FG% and a league-best 83.3 FT% ... also ranked 2nd in Patriot League in assists, 2nd in assist-turnover ratio (2.7), 5th in steals, 11th in FG% ... started at point guard on opening night vs. Shenandoah and dished out a career-high 7 asst. to go with 3 pts., 5 reb. ... strong game in win at Robert Morris with 7 pts., 6 asst. ... had 12 pts. (3-6 FG, 1-1 3FG, 5-6 FT), 5 asst. vs. Siena ... made 7-7 FTs and had 9 pts., 3 asst. vs. Columbia ... had 5 pts., 4 asst. and career-high 3 stl. at N.C. State ... recorded 10 pts. (5-7 FG) and career-high 8 asst. at Princeton ... strong all-around game vs. Fairfield with 10 pts., 7 asst. and career-high 7 reb. ... brilliant performance in home win over Navy with career-high 18 pts. (5-8 FG, 8-8 FT), 8 asst. ... had perfect shooting night (5-5 FG, 5-5 FT) with 15 pts. in home win over American ... set career high with 10 asst. along with 8 pts. (3-4 FG) in home rout of Holy Cross ... 9 of 10 asst. led to 3FGs ... in win at Lehigh had 14 pts. (5-6 FG, 2-2 3FG), 6 asst., 3 stl., 0 TO ... his 3FG with 2:29 left put Bucknell up 12 ... dished out 9 asst. with 10 pts., 3 stl., vs. Colgate ... re-set career high with 21 pts. (8-10 FG, 5-6 FT) in career-high 35 min. in win at Boston U. ... also had 5 reb., 4 asst., 3 stl. vs. the Terriers ... all 3 stl. were clean picks that led to breakaway layups ... named Patriot League Player of the Week after the Loyola/Boston U. road wins ... scored 9 of his 12 pts. in 2nd half to help Bucknell pull away from Lafayette at home ... led team with 13 pts., 3 stl. at American ... led team with 12 pts., 6 asst. in home rout of Loyola ... matched career high with 10 asst. along with 4 pts., 6 reb., 2 stl. in home win over Boston University ... tallied 16 pts., career-high 8 reb. in 20T win at Lafayette ... scored key buckets with driving layups in final minute of regulation and 20T ... played then-career-high 41 min. in that game ... made the team's defensive play of the year in the regular-season finale at Navy, stealing the ball from Shawn Anderson with less than 10 seconds remaining and Bucknell protecting a 2-pt. lead ... then made 2 FTs to clinch the win ... also had 9 pts., 6 asst., career-high 4 stl., and just 1 TO in that game ... 8 asst., 6 reb., in career-high 43 min. in PL Quarterfinal vs. Holy Cross ... had 9 pts., 5 asst., 3 stl., 0 TO in NIT game at Monmouth.

2014-15

Started the final 17 games of the season and played in 30 of 34 at point guard ... averaged 3.6 ppg, 1.4 apg in 14.7 mpg ... logged 42 assists and only 22 turnovers ... shot 44.0 FG%, 44.4 3FG% (8-18) but struggled at the foul line (47.5%) ... made collegiate debut at Michigan ... breakout game came at Villanova, where he played 25 min., ran the offense well and tallied 6 pts., 5 reb., 3 asst. ... 4 pts., 5 reb., 6 asst. in 26 min. vs. Mount St. Mary's ... hit first career 3FG at Toledo ... played well at Holy Cross with 7 pts. (3-3 FG) and 3 asst. in 20 min. ... made 1st career start vs. Navy (4 pts., 3 reb., 1 asst., 0 TO) ... scored 8 pts. (3-4 FG, 1-1 3FG) in home win over Army ... scored a season-high 15 pts. (4-5 FG, 2-2 3FG, 5-5 FT) with 3 asst. in win at Boston University ... hit 3-4 FGs, including a 3FG, and scored 8 pts. vs. Colgate ... pulled down 6 reb. in win at Navy ... was terrific in PL quarterfinal win over Holy Cross with 12 pts., all in 2nd half.

HIGH SCHOOL/PERSONAL

Full name is Stephen Lawrence Brown Jr. ... born March 27, 1996 in Fairfax, Va. ... son of Stephen and Nicole Brown ... has two sisters, Nikki and Stephanie ... basketball captain and team MVP all four years at Christ Chapel Academy in Woodbridge, Va. ... three-time Christ Chapel Male Athlete of the Year ... broke the school's all-time scoring record with 2,512 points ... also had 533 assists, 483 steals, 578 rebounds and 240 made 3-pointers ... became the first athlete at Christ Chapel to have his jersey retired ... was also the school's first athlete to receive a Division I scholarship ... three-time VISAA Division III First Team All-State selection and the 2014 Player of the Year ... led team to state finals in 2011 and 2014 ... ranked No. 8 among D.C., Maryland and Virginia point guards by DMVelite ... DMVelite All-Northern Virginia First Team and All-Metro Fourth Team in 2014 ... two-time winner of the Prince William County High School Hoopfest 3-point competition ... graduated with a 3.97 GPA and was a drummer with the school worship team ... made two mission trips to Albania ... did another mission trip to Colombia while at Bucknell ... major is psychology ... member of 2015 Patriot League Academic Honor Roll.

BROWN'S CAREER HIGHS

Points:	21	at Boston University	1/23/2016
Rebounds:	8	at Lafayette	2/24/2016
Assists:	10	twice	
Steals:	4	twice	
Blocks:	1	three times	
FG Made:	8	at Boston University	1/23/2016
FG Attempted:	11	twice	
3-pt FG Made:	2	four times	
3-pt FG Attempted:	5	at Lafayette	2/24/2016
FT Made:	8	vs. Navy	12/30/2015
FT Attempted:	8	vs. Navy	12/30/2015

BROWN'S SEASON HIGHS

Points:	11	vs. Manhattan	11/11/2016
Rebounds:	5	vs. Manhattan	11/11/2016
Assists:	6	vs. Manhattan	11/11/2016
Steals:	4	vs. Manhattan	11/11/2016
Blocks:	0		
FG Made:	4	vs. Manhattan	11/11/2016
FG Attempted:	10	vs. Manhattan	11/11/2016
3-pt FG Made:	1	twice	
3-pt FG Attempted:	2	three times	
FT Made:	4	at Butler	11/19/2016
FT Attempted:	4	at Butler	11/19/2016

BROWN'S CAREER STATISTICS

Year	G	GS	Min.	Avg.	FGM	FGA	Pct.	3FGM	3FGA	Pct.	FTM	FTA	Pct.	OR	DR	Reb.	RPG	PF	DQ	A	TO	BK	ST	Pts.	PPG
2014-15	30	17	441	14.7	40	91	.440	8	18	.444	19	40	.475	7	52	59	2.0	41	0	42	22	1	9	107	3.6
2015-16	31	31	891	28.7	93	189	.492	14	43	.326	85	102	.833	22	79	101	3.3	65	0	165	61	2	40	285	9.2
2016-17	4	4	107	26.8	7	20	.350	2	7	.286	7	8	.875	1	9	10	2.5	11	1	15	10	0	7	23	5.8
TOTAL	65	52	1439	22.1	140	300	.467	24	68	.353	111	150	.740	30	140	170	2.6	117	1	222	93	3	56	415	6.4

STEPHEN BROWN CAREER GAME-BY-GAME

BROWN'S 2016-17 GAME-BY-GAME STATISTICS

Opponent	Min.	FG-A	Pct.	3FG-A	Pct.	FT-A	Pct.	RB	PF	A	TO	B	S	PTS
Manhattan	34	4-10	.400	1-2	.500	2-2	1.000	5	4	6	2	0	4	11
Wake Forest	31	2-4	.400	0-2	.000	1-2	.500	3	0	5	2	0	0	5
Robert Morris	19	1-4	.250	1-2	.500	0-0	—	1	5	4	1	0	1	3
Butler	23	0-1	.000	0-1	.000	4-4	1.000	1	2	0	5	0	2	4
Vanderbilt														
Norfolk State														
TBA														
Richmond														
La Salle														
Fairfield														
Siena														
Mt. St. Mary's														
Princeton														
Navy*														
Army*														
American*														
Holy Cross*														
Lehigh*														
Colgate*														
Loyola*														
Boston U.*														
Lafayette*														
Army*														
American*														
Holy Cross*														
Lehigh*														
Colgate*														
Loyola*														
Boston U.*														
Lafayette*														
Navy*														

* Patriot League game ^ Patriot League Tournament Games started in **bold**

BROWN'S 2015-16 GAME-BY-GAME STATISTICS

Opponent	Min.	FG-A	Pct.	3FG-A	Pct.	FT-A	Pct.	RB	PF	A	TO	B	S	PTS
Shenandoah	22	0-1	.000	0-0	—	3-4	.750	5	1	7	3	0	1	3
Wake Forest	18	0-3	.000	0-2	.000	0-0	—	1	3	3	2	0	0	0
Robert Morris	29	3-7	.429	1-2	.500	0-0	—	3	4	6	2	0	2	7
Manhattan	15	1-2	.500	0-1	.000	3-5	.600	3	3	5	2	0	1	5
Siena	32	3-6	.500	1-1	1.000	5-6	.833	1	4	5	1	1	1	12
Penn State	28	1-6	.167	0-2	.000	0-0	—	4	1	5	2	0	0	2
Columbia	30	1-2	.500	0-1	.000	7-7	1.000	2	3	3	3	0	0	9
NC State	27	1-3	.333	1-1	1.000	2-2	1.000	1	4	4	2	0	3	5
Mt. St. Mary's	34	4-9	.444	1-1	1.000	0-0	—	4	3	1	4	0	0	9
Princeton	30	5-7	.714	0-0	—	0-0	—	0	2	8	1	0	1	10
Fairfield	30	3-7	.429	0-0	—	4-5	.800	7	4	7	1	0	0	10
Navy*	25	5-8	.625	0-1	.000	8-8	1.000	1	1	8	2	0	1	18
Army*	27	2-5	.400	0-0	—	2-4	.500	1	1	4	1	0	2	6
American*	25	5-5	1.000	0-0	—	5-5	1.000	4	2	3	1	0	1	15
Holy Cross*	25	3-4	.750	0-0	.000	2-2	1.000	4	1	10	3	0	1	8
Lehigh*	30	5-6	.833	2-2	1.000	2-5	.400	1	2	6	0	0	3	14
Colgate*	28	3-8	.375	2-2	1.000	2-3	.667	2	3	9	2	0	3	10
Loyola*	30	4-6	.667	0-0	—	3-5	.600	4	0	4	2	0	0	11
Boston U.*	35	8-10	.800	0-1	.000	5-6	.833	5	1	4	2	0	3	21
Lafayette*	34	3-7	.429	1-2	.500	5-5	1.000	5	1	4	2	0	1	12
Army*	20	3-6	.500	1-2	.500	0-1	.000	5	1	7	2	0	1	7
American*	29	5-11	.455	0-2	.000	3-3	1.000	3	3	1	2	1	3	13
Holy Cross*	25	2-3	.667	0-0	—	0-0	—	4	2	6	0	0	0	4
Lehigh*	29	4-9	.444	0-2	.000	4-4	1.000	2	1	3	1	0	0	12
Colgate*	30	3-5	.600	0-1	.000	2-2	1.000	1	4	4	2	0	1	8
Loyola*	24	3-7	.429	1-3	.333	5-6	.833	2	2	6	2	0	2	12
Boston U.*	29	1-4	.250	0-0	—	2-2	1.000	6	1	10	5	0	2	4
Lafayette*	41	6-11	.545	2-5	.400	2-2	1.000	8	2	3	4	0	0	16
Navy*	32	2-4	.500	1-1	1.000	4-5	.800	1	2	6	1	0	4	9
Holy Cross^	43	0-6	.000	0-4	.000	4-4	1.000	6	2	8	4	0	0	4
Monmouth+	35	4-11	.455	0-4	.000	1-1	1.000	5	1	5	0	0	3	9

* Patriot League game ^ Patriot League Tournament + NIT Games started in **bold**

BROWN'S 2014-15 GAME-BY-GAME STATISTICS

Opponent	Min.	FG-A	Pct.	3FG-A	Pct.	FT-A	Pct.	RB	PF	A	TO	B	S	PTS
Marist														
Michigan	4	0-1	.000	0-0	—	0-0	—	1	2	0	1	0	1	0
Villanova	25	3-6	.500	0-0	—	0-2	.000	5	3	3	2	0	1	6
Mt. St. Mary's	26	1-6	.167	0-1	.000	2-4	.500	5	1	6	3	0	1	4
Toledo	22	1-3	.333	1-1	1.000	0-0	—	2	1	1	2	0	0	3
UMES	14	1-3	.333	0-1	.000	0-0	—	0	1	1	0	0	0	2
Penn State	3	0-0	—	0-0	—	0-0	—	0	2	0	0	0	0	0
Fairfield	9	0-0	—	0-0	—	0-0	—	3	1	0	0	0	0	0
Columbia	17	1-2	.667	0-1	.000	1-3	.333	4	2	4	3	0	0	3
Albany	4	0-0	—	0-0	—	0-0	—	1	2	0	1	0	0	0
Case Western	3	0-0	—	0-0	—	0-0	—	0	0	1	0	0	0	0
Wake Forest														
Siena	0+	0-0	—	0-0	—	0-0	—	0	0	0	0	0	0	0
American*														
Colgate*														
Lafayette*	1	0-0	—	0-0	—	0-0	—	0	0	0	0	0	0	0
Holy Cross*	20	3-3	1.000	0-0	—	1-2	.500	0	1	3	1	0	0	7
Navy*	23	2-4	.500	0-0	—	0-0	—	3	3	1	0	1	0	4
Army*	19	3-4	.750	1-1	1.000	1-4	.250	1	1	1	1	0	0	8
Loyola*	14	3-5	.600	0-2	.000	0-0	—	1	1	1	0	0	0	6
Boston U.*	25	4-5	.800	2-2	1.000	5-5	1.000	3	3	3	1	0	0	15
Lehigh*	17	0-4	.000	0-1	.000	1-2	.500	3	0	5	1	0	1	1
Colgate*	15	3-4	.750	1-1	1.000	1-2	.500	0	1	1	0	0	1	8
Lafayette*	20	1-3	.333	1-2	.500	0-2	.000	1	3	1	1	0	1	3
Holy Cross*	20	2-6	.333	0-1	.000	0-1	.000	2	1	1	2	0	0	4
Navy*	17	1-2	.500	0-0	—	1-2	.500	6	0	0	1	0	0	3
Army*	22	0-3	.000	0-0	—	0-0	—	1	3	3	0	0	0	0
Loyola*	13	0-2	.000	0-0	—	1-2	.500	4	1	0	0	0	0	1
Boston U.*	13	1-2	.500	0-0	—	1-2	.500	1	1	1	0	0	0	3
Lehigh*	10	1-3	.333	0-0	—	0-0	—	1	1	1	0	0	2	2
American*	12	2-2	1.000	1-1	1.000	0-0	—	2	1	0	1	0	1	5
Holy Cross^	15	4-7	.571	0-0	—	4-4	1.000	4	1	3	1	0	0	12
Lafayette^	25	3-7	.429	1-2	.500	0-3	.000	2	2	0	0	0	0	7
Temple+	10	0-4	.000	0-1	.000	0-0	—	3	2	1	0	0	0	0

* Patriot League game ^ Patriot League Tournament + NIT Games started in **bold**

#20 • NANA FOULLAND • JUNIOR • CENTER • 6-9 • 230 • READING, PA. • BERKS CATHOLIC

Rangy, hard-working low-post player who has been Bucknell's starting center in each of his first two collegiate seasons ... brings excellent offensive skills ... likes to score with a soft jump hook with either hand ... has the length and timing to become a good shot-blocker ... traveled to Spain in the summer of 2016 for a basketball tour with Global Sports Academy.



2016-17

Preseason All-Patriot League selection ... returning starter at center ... limited to 22 min. due to foul trouble on opening night vs. Manhattan, but still had 8 pts. (3-4 FG), 6 reb. ... had 10 pts. (5-9 FG), 8 reb. at Wake Forest despite foul trouble once again (23 min.) ... had a huge game in a home win over Robert Morris with a career-high 23 pts. (10-14 FG, 3-5 FT), 10 reb., 5 blk., 3 stl. ... hit 7-8 FG and scored a game-high 16 pts. at Butler.

2015-16

Started all but one game (Senior Day) at center ... earned Second Team All-Patriot League and Patriot League All-Academic Team honors ... Bucknell's No. 2 scorer at 11.8 ppg and team leader in rebounding (6.9) and blocked shots (1.4) ... shot 53.6 FG% and 49.7 FT% ... ranked 5th in PL in rebounding, 4th in FG%, 3rd in blocked shots, 20th in scoring ... dominated Shenandoah in the season opener with 20 pts. (9-11 FG), 8 reb. in 23 min. ... tallied 11 pts., 9 reb., 3 blk. vs. Wake Forest ... had 9 pts. (4-6 FG), 10 reb., 3 asst. in win at Robert Morris ... scored 7 of his 13 pts. in OT vs. Siena ... led team with 13 pts. (5-7 FG, 3-4 FT) vs. Columbia ... big game at N.C. State with 18 pts. (8-11 FG), 2 blk. ... had 12 pts., 6 reb., career-high 3 stl. at Mount St. Mary's ... set career high with 7 made FTs (7-10) and had 15 pts., 8 reb. vs. Fairfield ... grabbed a career-high 12 reb. in win at Army ... led team with 18 pts. (7-12 FG) in home win over American ... had 12 pts., 5 reb., career-high 4 stl. in home win over Holy Cross ... hit 5-7 FG and scored 12 pts. in win at Lehigh ... led team with 15 pts. (5-9 FG, 5-12 FT), 3 blk. in win at Loyola ... 12 FTA were a career high ... had a huge night in home win vs. Army with 19 pts. (9-10 FG), 9 reb., 3 blk., 2 asst. ... set career high with 13 reb. at American ... one game later set career scoring high with 22 pts. (9-14 FG, 4-6 FT) in win at Holy Cross ... had a double-double vs. Lehigh with 13 pts., 10 reb. ... did not start for first time in career on Senior Day vs. Boston U., conceding his starting spot to Matt Banas ... still had 10 pts., 8 reb., 2 blk. off bench ... had 9 pts., 8 reb., season-high 5 blk. in win at Lafayette ... recorded a double-double with 10 pts., 10 reb. in PL Tournament loss to Holy Cross ... 10 pts., 7 reb. in NIT game at Monmouth.

2014-15

Patriot League All-Rookie Team selection ... became first freshman to start on opening night since Joe Willman vs. Mercer in 2009-10, and he would go on to start all 34 games at center ... Bucknell's No. 2 scorer (10.2 ppg) and top rebounder (5.4 rpg) and shot-blocker (1.1 bpg) ... also led the team in FG% (.549) ... scored in double figures 20 times ... averaged 11.9 ppg and 5.9 rpg while shooting 56.7 FG% in PL play ... 25 of his 37 blocks came in league play ... debuted with 2 pts., 5 reb. in win over Marist on opening night ... made 4-5 FG and had 9 pts., 7 reb. at Michigan ... tallied 6 pts. (3-5 FG), 8 reb. at Villanova ... scored all 14 of his pts. in 2nd half vs. Penn State ... scored 13 of team's 1st 15 pts. of half ... reached double figures again in the next game at Fairfield, recording 12 pts. (4-8 FG, 4-6 FT) along with 4 reb., 2 asst., 2 stl., 1 blk. ... strong game in win over Albany with 12 pts. (5-7 FG), 5 reb., 3 blk. ... had 3 dunks and logged 13 pts (6-10 FG), 9 reb., 2 asst., 2 blk. vs. Case Western ... hit 7-11 FG and scored 17 pts. at Colgate ... tallied 5 pts., 8 reb., 6 blk. in home win over Lafayette ... 6 blk. were most by a Bison freshman since Mike Muscala ... played season-high 35 min. at Holy Cross and logged 12 pts. (5-7 FG), 2 blk. ... big game in home win vs. Navy with 12 pts., 7 reb., 4 blk. ... equaled season highs with 17 pts. (7-12 FG), 9 reb. (5 OR) in home win over Army ... grabbed season-high 10 reb. (7 OR) in home win over Lehigh ... scored 16 pts. in win at Army, including two key late shot-clock baskets in the final 4 min. ... had 15 pts. (7-11 FG), 6 reb., 4 blk. in home win over Loyola ... scored 17 pts. (6-9 FG, 5-8 FT) in home win over Boston U. ... 16 pts. (7-11 FG) in PL Tourney win over Holy Cross ... hit 7-11 FG and had 14 pts., 10 reb. for first career double-double in NIT game at Temple ... named PL Rookie of Week on Jan. 5, Jan. 19, Feb. 16 and Feb. 23.

HIGH SCHOOL/PERSONAL

Full name is Nana F. Foulland ... born Oct. 21, 1995 in New York City ... son of Constance Quarshie ... 2014 graduate of Berks Catholic High School ... two-year captain in basketball ... did not start until his junior year, but became a two-time all-state selection (first team in 2014, second team in 2013) and 1,000-point scorer ... averaged 20.4 points, 9.6 rebounds and 2.5 blocks per game as a senior and 14/8/2.5 as a junior ... two-time conference player of the year ... two-time all-district choice ... helped lead team to four sectional championships, three District 3-AAA championships and Berks Conference titles ... led his Philadelphia-area AAU team, Team Final, to the semifinals at the AAU Nationals in Orlando and the Peach Jam in South Carolina ... double major in history and education ... member of 2015 and 2016 Patriot League Academic Honor Roll.

FOULLAND'S CAREER HIGHS

Points:	23	vs. Robert Morris	11/16/2016
Rebounds:	13	at American	2/3/2016
Assists:	3	twice	
Steals:	4	vs. Holy Cross	1/9/2016
Blocks:	6	vs. Lafayette	1/7/2015
FG Made:	10	vs. Robert Morris	11/16/2016
FG Attempted:	14	twice	
3-pt FG Made:	0		
3-pt FG Attempted:	0		
FT Made:	7	vs. Fairfield	12/27/2015
FT Attempted:	12	at Loyola	1/20/2016

FOULLAND'S SEASON HIGHS

Points:	23	vs. Robert Morris	11/16/2016
Rebounds:	10	vs. Robert Morris	11/16/2016
Assists:	2	vs. Robert Morris	11/16/2016
Steals:	3	vs. Robert Morris	11/16/2016
Blocks:	5	vs. Robert Morris	11/16/2016
FG Made:	10	vs. Robert Morris	11/16/2016
FG Attempted:	14	vs. Robert Morris	11/16/2016
3-pt FG Made:	0		
3-pt FG Attempted:	0		
FT Made:	3	vs. Robert Morris	11/16/2016
FT Attempted:	8	vs. Manhattan	11/11/2016

FOULLAND'S CAREER STATISTICS

Year	G	GS	Min.	Avg.	FGM	FGA	Pct.	3FGM	3FGA	Pct.	FTM	FTA	Pct.	OR	DR	Reb.	RPG	PF	DQ	A	TO	BK	ST	Pts.	PPG
2014-15	34	34	829	24.4	141	257	.549	0	0	.000	64	115	.557	73	112	185	5.4	89	1	23	48	37	15	346	10.2
2015-16	31	30	818	26.4	142	265	.536	0	0	.000	81	163	.497	70	143	213	6.9	81	0	24	65	42	16	365	11.8
2016-17	4	4	105	26.3	25	35	.714	0	0	.000	7	17	.412	7	22	29	7.3	11	0	2	10	8	5	57	14.3
TOTAL	69	68	1752	25.4	308	557	.553	0	0	.000	152	295	.515	150	277	427	6.2	181	1	49	123	87	36	768	11.1

NANA FOULLAND CAREER GAME-BY-GAME

FOULLAND'S 2016-17 GAME-BY-GAME STATISTICS

Opponent	Min.	FG-A	Pct.	3FG-A	Pct.	FT-A	Pct.	RB	PF	A	TO	B	S	PTS
Manhattan	22	3-4	.750	0-0	—	2-8	.250	6	4	0	3	0	1	8
Wake Forest	23	5-9	.556	0-0	—	0-1	.000	8	3	0	2	2	1	10
Robert Morris	30	10-14	.714	0-0	—	3-5	.600	10	2	2	3	5	3	23
Butler	30	7-8	.875	0-0	—	2-3	.667	5	2	0	2	1	0	16
Vanderbilt														
Norfolk State														
TBA														
Richmond														
La Salle														
Fairfield														
Siena														
Mt. St. Mary's														
Princeton														
Navy*														
Army*														
American*														
Holy Cross*														
Lehigh*														
Colgate*														
Loyola*														
Boston U.*														
Lafayette*														
Army*														
American*														
Holy Cross*														
Lehigh*														
Colgate*														
Loyola*														
Boston U.*														
Lafayette*														
Navy*														

* Patriot League game ^ Patriot League Tournament Games started in **bold**

FOULLAND'S 2015-16 GAME-BY-GAME STATISTICS

Opponent	Min.	FG-A	Pct.	3FG-A	Pct.	FT-A	Pct.	RB	PF	A	TO	B	S	PTS
Shenandoah	23	9-11	.818	0-0	—	2-4	.500	8	2	1	0	1	0	20
Wake Forest	32	3-13	.231	0-0	—	5-9	.556	9	3	1	2	3	0	11
Robert Morris	30	4-6	.667	0-0	—	1-4	.250	10	2	3	3	1	0	9
Manhattan	31	3-8	.375	0-0	—	5-7	.714	8	2	0	4	1	0	11
Siena	34	6-10	.600	0-0	—	1-1	1.000	3	4	0	2	1	0	13
Penn State	27	2-9	.222	0-0	—	4-7	.571	9	2	0	0	0	0	8
Columbia	30	5-7	.714	0-0	—	3-4	.750	5	2	0	1	1	0	13
NC State	30	8-11	.727	0-0	—	2-3	.667	2	2	1	1	2	1	18
Mt. St. Mary's	30	6-12	.500	0-0	—	0-3	.000	6	3	2	1	0	3	12
Princeton	21	4-7	.571	0-0	—	0-1	.000	5	3	2	3	2	0	8
Fairfield	31	4-7	.571	0-0	—	7-10	.700	8	3	2	4	0	0	15
Navy*	20	4-7	.571	0-0	—	0-2	.000	9	4	1	1	0	0	8
Army*	29	3-10	.300	0-0	—	1-2	.500	12	2	1	3	2	0	7
American*	23	7-12	.583	0-0	—	4-9	.444	5	2	0	2	0	0	18
Holy Cross*	27	4-8	.500	0-0	—	4-6	.667	5	0	2	1	0	4	12
Lehigh*	19	5-7	.714	0-0	—	2-2	1.000	3	3	0	1	1	0	12
Colgate*	25	2-9	.222	0-0	—	3-4	.750	8	2	1	2	3	0	7
Loyola*	28	5-9	.556	0-0	—	5-12	.417	2	2	0	0	3	1	15
Boston U.*	20	3-6	.500	0-0	—	4-11	.364	3	4	0	2	1	1	10
Lafayette*	13	3-5	.600	0-0	—	0-2	.000	5	4	0	6	0	0	6
Army*	23	9-10	.900	0-0	—	1-4	.250	9	2	2	3	3	0	19
American*	31	4-8	.500	0-0	—	3-7	.429	13	4	0	5	1	2	11
Holy Cross*	25	9-14	.643	0-0	—	4-6	.667	4	1	2	2	0	1	22
Lehigh*	26	5-11	.455	0-0	—	3-5	.600	10	2	0	2	3	0	13
Colgate*	17	2-3	.667	0-0	—	1-4	.250	5	2	0	1	1	0	5
Loyola*	25	4-6	.667	0-0	—	3-6	.500	7	1	1	3	2	2	11
Boston U.*	25	4-10	.400	0-0	—	2-6	.333	8	4	1	2	2	0	10
Lafayette*	33	4-6	.667	0-0	—	1-4	.250	8	4	0	3	5	0	9
Navy*	28	4-10	.400	0-0	—	4-7	.571	7	4	1	1	1	0	12
Holy Cross^	41	3-7	.429	0-0	—	4-7	.571	10	2	0	4	2	0	10
Monmouth+	21	4-6	.667	0-0	—	2-4	.500	7	4	0	0	0	1	10

* Patriot League game ^ Patriot League Tournament + NIT Games started in **bold**


FOULLAND'S 2014-15 GAME-BY-GAME STATISTICS

Opponent	Min.	FG-A	Pct.	3FG-A	Pct.	FT-A	Pct.	RB	PF	A	TO	B	S	PTS
Marist	20	1-6	.167	0-0	—	0-2	.000	5	0	0	1	0	0	2
Michigan	25	4-5	.800	0-0	—	1-2	.500	7	1	0	1	1	0	9
Villanova	15	3-5	.600	0-0	—	0-0	—	8	3	0	0	1	1	6
Mt. St. Mary's	19	2-3	.667	0-0	—	1-3	.333	3	2	0	0	0	1	5
Toledo	16	1-6	.167	0-0	—	0-2	.000	2	1	0	1	0	1	2
UMES	21	2-6	.333	0-0	—	0-0	—	3	4	0	3	1	1	4
Penn State	26	5-7	.714	0-0	—	4-8	.500	2	2	0	0	2	1	14
Fairfield	30	4-8	.500	0-0	—	4-6	.667	4	3	2	2	1	2	12
Columbia	19	3-7	.429	0-0	—	0-0	—	4	3	1	2	0	0	6
Albany	25	5-7	.714	0-0	—	2-6	.333	5	4	0	1	3	1	12
Case Western	20	6-10	.600	0-0	—	1-4	.250	9	3	2	0	2	1	13
Wake Forest	15	0-3	.000	0-0	—	0-0	—	4	3	0	2	0	0	0
Siena	21	3-6	.500	0-0	—	4-4	1.000	5	2	0	1	1	0	10
American*	19	4-6	.667	0-0	—	1-2	.500	5	4	0	2	1	1	9
Colgate*	30	7-11	.636	0-0	—	3-4	.750	5	2	1	0	0	0	17
Lafayette*	19	2-7	.286	0-0	—	1-2	.500	8	4	0	3	6	0	5
Holy Cross*	35	5-7	.714	0-0	—	2-2	1.000	2	3	1	2	2	0	12
Navy*	29	5-12	.417	0-0	—	2-3	.667	7	0	1	1	4	0	12
Army*	28	7-12	.583	0-0	—	3-6	.500	9	2	3	1	2	0	17
Loyola*	28	4-6	.667	0-0	—	2-4	.500	7	4	2	3	0	0	10
Boston U.*	28	4-8	.500	0-0	—	0-0	—	7	2	1	0	1	1	8
Lehigh*	30	2-4	.500	0-0	—	2-4	.500	10	2	2	2	0	0	6
Colgate*	29	5-8	.625	0-0	—	4-4	1.000	6	0	0	1	1	1	14
Lafayette*	31	5-8	.625	0-0	—	2-3	.667	3	4	2	2	1	1	12
Holy Cross*	24	2-2	1.000	0-0	—	4-10	.400	3	4	0	2	0	0	8
Navy*	23	4-8	.500	0-0	—	2-2	1.000	6	3	0	2	0	1	10
Army*	23	6-10	.600	0-0	—	4-5	.800	6	1	1	2	1	0	16
Loyola*	23	7-11	.636	0-0	—	1-3	.333	6	3	1	3	4	0	15
Boston U.*	22	6-9	.667	0-0	—	5-8	.625	4	4	0	2	1	0	17
Lehigh*	23	6-10	.600	0-0	—	3-5	.600	4	2	0	2	1	0	15
American*	28	4-11	.364	0-0	—	4-4	1.000	7	3	1	1	0	0	12
Holy Cross^	29	7-11	.636	0-0	—	2-4	.500	3	5	1	1	0	1	16
Lafayette^	28	3-6	.500	0-0	—	0-0	—	5	3	0	1	0	0	6
Temple+	29	7-11	.636	0-0	—	0-3	.000	10	3	1	1	0	0	14

* Patriot League game ^ Patriot League Tournament + NIT Games started in **bold**

#15 • NATE JONES • SOPHOMORE • GUARD • 6-5 • 205 • RADFORD, VA. • RADFORD

Athletic wing with good size and speed who jumped into the Bison rotation as a freshman ... excellent shooter with range beyond the 3-point arc ... can also score off the drive ... has the potential to be a standout defender ... has a good feel for the game, as his father is the head coach at Radford and his grandfather played in the NBA.



2016-17

Moved into the starting lineup at the "3" spot ... had 5 pts., 4 asst., 3 stl. in season-opening win over Manhattan.

2015-16

Regular member of the guard rotation coming off the bench ... played in 28 games with one start ... missed three games due to injury ... averaged 2.8 ppg, 1.4 rpg ... shot 43.1 FG%, 37.5 3FG%, 60.0 FT% ... started career 7-10 from 3FG in 1st 4G ... played 20 min. on opening night and debuted with 6 pts., 3 reb. ... went 2-2 FG, both from 3-pt. range ... tallied 5 pts. in 10 min. vs. Wake Forest ... hit 2-3 FG (all from 3FG range) and scored 6 pts. in win at Robert Morris ... scored career-high 9 pts. (2-4 FG, 2-3 3FG, 3-4 FT) with 3 reb. in win at Manhattan ... missed the Princeton, Fairfield and Navy (home) games with an injury ... solid game in home win over Holy Cross with 6 pts., 5 reb., 4 asst. ... scored 8 pts. (3-4 FG, 2-3 3FG) in 13 min. off bench vs. Colgate ... made 1st career start at Boston University ... scored season-high 10 pts. (3-6 FG, 1-3 3FG, 3-4 FT) in road game at Colgate ... converted a 4-pt. play vs. Loyola ... made a big contribution in title-clinching win at Navy with 8 pts. (3-4 FG, 2-3 3FG), 2 asst., in 12 min.

HIGH SCHOOL/PERSONAL

Full name is Nathaniel William Jones ... born Feb. 22, 1997 in Washington, D.C. ... son of Mike and Sharon Jones ... has a younger brother, Miles ... father played basketball at Howard University and is in his sixth season as head coach at Radford ... he was previously an assistant at VCU and helped lead the Rams to the Final Four in 2011 ... grandfather, Jimmy Jones, had a 10-year professional career in the ABA and with the NBA's Washington Bullets ... Nate was a four-year letterman at Radford High School, where he graduated with honors with a 4.0 GPA ... finished his basketball career with 1,487 career points ... averaged 20.8 points and 7.8 rebounds as a senior for a team that finished 23-3 ... was a two-time Conference 45 Player of the Year ... twice named all-state, all-region and all-conference ... averaged 17.3 points and 5.6 rebounds as a junior, when he led his team to a 26-3 record and berth in the state championship game ... named VaPreps Group 1A State Player of the Year as a junior and first team all-state as a senior ... shot over 40% from the 3-point arc in each of his final two seasons ... scored 15 points in the Virginia High School Coaches' Association All-Star Game ... was a second team all-district selection as a sophomore, when Radford captured the state championship ... major is undeclared ... made Patriot League Academic Honor Roll in first season.

JONES' CAREER HIGHS

Points:	10	at Colgate	2/13/2016
Rebounds:	5	vs. Holy Cross	1/9/2016
Assists:	4	twice	
Steals:	3	vs. Manhattan	11/11/2016
Blocks:	1	vs. Columbia	12/2/2015
FG Made:	3	three times	
FG Attempted:	6	three times	
3-pt FG Made:	2	five times	
3-pt FG Attempted:	4	vs. Manhattan	11/11/2016
FT Made:	3	four times	
FT Attempted:	5	vs. Holy Cross	1/9/2016

JONES' SEASON HIGHS

Points:	8	at Wake Forest	11/13/2016
Rebounds:	2	at Butler	11/19/2016
Assists:	4	vs. Manhattan	11/11/2016
Steals:	3	vs. Manhattan	11/11/2016
Blocks:	0		
FG Made:	3	at Wake Forest	11/13/2016
FG Attempted:	6	twice	
3-pt FG Made:	1	twice	
3-pt FG Attempted:	4	vs. Manhattan	11/11/2016
FT Made:	3	vs. Manhattan	11/11/2016
FT Attempted:	3	vs. Manhattan	11/11/2016

JONES' CAREER STATISTICS

Year	G	GS	Min.	Avg.	FGM	FGA	Pct.	3FGM	3FGA	Pct.	FTM	FTA	Pct.	OR	DR	Reb.	RPG	PF	DQ	A	TO	BK	ST	Pts.	PPG
2015-16	28	1	325	11.6	25	58	.431	15	40	.375	12	20	.600	4	34	38	1.4	35	1	20	13	1	6	77	2.8
2016-17	4	4	113	28.3	8	19	.421	3	12	.250	5	5	1.000	2	2	4	1.0	4	0	7	5	0	3	24	6.0
TOTAL	32	5	438	13.7	33	77	.429	18	52	.346	17	25	.680	6	36	42	1.3	39	1	27	18	1	9	101	3.2

NATE JONES CAREER GAME-BY-GAME

JONES' 2016-17 GAME-BY-GAME STATISTICS

Opponent	Min.	FG-A	Pct.	3FG-A	Pct.	FT-A	Pct.	RB	PF	A	TO	B	S	PTS
Manhattan	31	2-5	.400	1-4	.250	0-0	—	1	1	4	1	0	3	5
Wake Forest	29	3-6	.500	1-3	.333	1-1	1.000	1	0	2	2	0	0	8
Robert Morris	31	2-6	.333	0-3	.000	3-3	1.000	0	1	1	1	0	0	7
Butler	22	1-2	.500	1-2	.500	1-1	1.000	2	2	0	1	0	0	4
Vanderbilt														
Norfolk State														
TBA														
Richmond														
La Salle														
Fairfield														
Siena														
Mt. St. Mary's														
Princeton														
Navy*														
Army*														
American*														
Holy Cross*														
Lehigh*														
Colgate*														
Loyola*														
Boston U.*														
Lafayette*														
Army*														
American*														
Holy Cross*														
Lehigh*														
Colgate*														
Loyola*														
Boston U.*														
Lafayette*														
Navy*														
Lafayette*														
Navy*														

* Patriot League game ^ Patriot League Tournament Games started in **bold**


JONES' 2015-16 GAME-BY-GAME STATISTICS

Opponent	Min.	FG-A	Pct.	3FG-A	Pct.	FT-A	Pct.	RB	PF	A	TO	B	S	PTS
Shenandoah	20	2-2	1.000	2-2	1.000	0-0	—	3	0	0	2	0	1	6
Wake Forest	10	2-3	.667	1-2	.500	0-0	—	1	2	0	0	0	1	5
Robert Morris	12	2-3	.667	2-3	.667	0-0	—	2	2	0	1	0	0	6
Manhattan	19	2-4	.500	2-3	.667	3-4	.750	3	3	1	0	0	0	9
Siena	12	1-2	.500	0-1	.000	1-2	.500	3	1	2	1	0	0	3
Penn State	10	0-1	.000	0-1	.000	0-0	—	0	0	0	0	0	0	0
Columbia	11	0-3	.000	0-3	.000	0-0	—	1	0	0	0	1	0	0
NC State	15	0-2	.000	0-2	.000	0-0	—	2	2	0	0	0	1	0
Mt. St. Mary's	14	1-3	.333	0-1	.000	0-0	—	4	1	2	0	0	0	2
Princeton														
Fairfield														
Navy*														
Army*	16	0-0	—	0-0	—	0-0	—	0	1	1	1	0	0	0
American*	17	1-2	.500	1-2	.500	0-0	—	4	1	0	0	0	0	3
Holy Cross*	19	1-4	.250	1-2	.500	3-5	.600	5	3	4	2	0	1	6
Lehigh*	9	0-1	.000	0-1	.000	0-0	—	0	1	2	1	0	0	0
Colgate*	13	3-4	.750	2-3	.667	0-0	—	1	1	0	2	0	0	8
Loyola*	7	1-2	.500	0-1	.000	0-0	—	0	2	0	0	0	2	2
Boston U.*	11	0-3	.000	0-2	.000	1-2	.500	1	2	1	0	0	0	1
Lafayette*	3	0-1	.000	0-1	.000	0-0	—	0	0	0	0	0	0	0
Army*	16	1-2	.500	0-1	.000	0-0	—	0	2	1	1	0	0	2
American*	5	0-0	—	0-0	—	0-0	—	1	0	0	0	0	0	0
Holy Cross*	7	0-0	—	0-0	—	0-0	—	0	1	1	0	0	0	0
Lehigh*	4	0-0	—	0-0	—	0-0	—	0	0	0	0	0	0	0
Colgate*	17	3-6	.500	1-3	.333	3-4	.750	1	5	1	1	0	0	10
Loyola*	16	1-2	.500	1-1	1.000	1-1	1.000	1	0	2	0	0	0	4
Boston U.*	11	0-2	.000	0-1	.000	0-2	.000	2	1	0	0	0	0	0
Lafayette*	10	1-2	.500	0-1	.000	0-0	—	1	0	0	1	0	0	2
Navy*	12	3-4	.750	2-3	.667	0-0	—	1	1	2	0	0	0	8
Holy Cross^	2	0-0	—	0-0	—	0-0	—	0	1	0	0	0	0	0
Monmouth+	7	0-0	—	0-0	—	0-0	—	1	2	0	0	0	0	0

* Patriot League game ^ Patriot League Tournament +NIT Games started in **bold**

#1 • KIMBAL MACKENZIE • SOPHOMORE • GUARD • 6-1 • 190 • OAKVILLE, ONTARIO • JOHN CARROLL (MD.)

Skilled guard who can play both the point and off the ball ... outstanding playmaker who can also create his own shot ... good 3-point shooter as well ... one of his biggest strengths is his attitude and leadership ability.



2016-17

Made 1st career start on opening night vs. Manhattan ... nice game at Wake Forest with 15 pts. (6-12 FG, 2-4 3FG), 4 stl.

2015-16

Regular member of the backcourt rotation, spelling Stephen Brown at the point and also playing some at the 2 spot ... played in all 31 games off the bench ... averaged 4.6 ppg, 1.2 rpg, 1.6 apg ... shot 40.0 FG%, 38.3 3FG%, 81.6 FT% ... four double-digit scoring games ... made quite a splash on opening night vs. Shenandoah with 17 pts. (7-9 FG, 3-4 3FG), 7 asst. ... made his only FG attempt (a 3FG) and had 5 pts., 3 asst. vs. Wake Forest ... 5 asst. off bench in win at Robert Morris ... 7 pts., 4 reb., 2 asst., 2 stl. in win at Manhattan ... led team with 13 pts. (4-6 FG, 3-4 3FG) in just 10 min. at Mount St. Mary's ... had 8 pts., 6 asst. and 0 TOs in 27 min. in home win over Navy ... scored 10 pts. in home win over Holy Cross ... snapped a string of 5 straight scoreless games with 8 pts. (3-4 FG, 2-3 3FG) in win at Holy Cross ... hit a halfcourt shot at the halftime buzzer at Colgate, part of an 8-pt. game ... tallied 13 pts. in 18 min. (5-7 FG, 3-5 3FG) in NIT game at Monmouth.

HIGH SCHOOL/PERSONAL

Full name is Kimbal Joseph Mackenzie ... born Sept. 16, 1996 in Oakville, Ontario ... parents are Kevin and Lorena Mackenzie ... has two older brothers, Tanner and Nolan ... began his high school career at Holy Trinity Catholic, where he captained both the football and basketball teams and was named the hoops team's MVP and Rookie of the Year ... prior to his 10th-grade year transferred to The John Carroll School in Bel Air, Md., where he would be named Baltimore Catholic League Player of the Year as a senior ... captained the team to the league title ... two time First Team All-BCL ... earned all-state and Baltimore Sun All-Metro honors ... needed only two years at John Carroll to score 1,000 points ... named tournament MVP of the Hoodie's House HS Hoops Classic ... in Canada played for the CIA Bounce AAU program that produced Andrew Wiggins, among other stars ... major is undeclared ... member of Patriot League Academic Honor Roll.

MACKENZIE'S CAREER HIGHS

Points:	17	vs. Shenandoah	11/13/2015
Rebounds:	4	at Manhattan	11/21/2015
Assists:	7	vs. Shenandoah	11/13/2015
Steals:	4	at Wake Forest	11/13/2016
Blocks:	1	three times	
FG Made:	7	vs. Shenandoah	11/13/2015
FG Attempted:	12	at Wake Forest	11/13/2016
3-pt FG Made:	3	twice	
3-pt FG Attempted:	6	vs. Navy	12/30/2015
FT Made:	4	vs. Fairfield	12/27/2015
FT Attempted:	6	vs. Fairfield	12/27/2015

MACKENZIE'S SEASON HIGHS

Points:	15	at Wake Forest	11/13/2016
Rebounds:	2	at Wake Forest	11/13/2016
Assists:	2	twice	
Steals:	4	at Wake Forest	11/13/2016
Blocks:	0		
FG Made:	6	at Wake Forest	11/13/2016
FG Attempted:	12	at Wake Forest	11/13/2016
3-pt FG Made:	2	at Wake Forest	11/13/2016
3-pt FG Attempted:	4	at Wake Forest	11/13/2016
FT Made:	2	vs. Robert Morris	11/16/2016
FT Attempted:	2	three times	

MACKENZIE'S CAREER STATISTICS

Year	G	GS	Min.	Avg.	FGM	FGA	Pct.	3FGM	3FGA	Pct.	FTM	FTA	Pct.	OR	DR	Reb.	RPG	PF	DQ	A	TO	BK	ST	Pts.	PPG
2015-16	31	0	483	15.6	44	110	.400	23	60	.383	31	38	.816	3	33	36	1.2	62	2	51	41	3	15	142	4.6
2016-17	4	4	118	29.5	10	25	.400	3	10	.300	4	6	.667	3	0	3	0.8	6	0	5	6	0	8	27	6.8
TOTAL	35	4	601	17.2	54	135	.400	26	70	.371	35	44	.795	6	33	39	1.1	68	2	56	47	3	23	169	4.8

KIMBAL MACKENZIE CAREER GAME-BY-GAME

MACKENZIE'S 2016-17 GAME-BY-GAME STATISTICS

Opponent	Min.	FG-A	Pct.	3FG-A	Pct.	FT-A	Pct.	RB	PF	A	TO	B	S	PTS
Manhattan	33	0-4	.000	0-2	.000	1-2	.500	0	0	2	0	0	2	1
Wake Forest	30	6-12	.500	2-4	.500	1-2	.500	2	2	1	1	0	4	15
Robert Morris	35	2-6	.333	0-3	.000	2-2	1.000	1	2	2	3	0	1	6
Butler	20	2-3	.667	1-1	1.000	0-0	—	0	2	0	2	0	1	5
Vanderbilt														
Norfolk State														
TBA														
Richmond														
La Salle														
Fairfield														
Siena														
Mt. St. Mary's														
Princeton														
Navy*														
Army*														
American*														
Holy Cross*														
Lehigh*														
Colgate*														
Loyola*														
Boston U.*														
Lafayette*														
Army*														
American*														
Holy Cross*														
Lehigh*														
Colgate*														
Loyola*														
Boston U.*														
Lafayette*														
Navy*														
Lafayette*														
Navy*														

* Patriot League game ^ Patriot League Tournament Games started in **bold**


MACKENZIE'S 2015-16 GAME-BY-GAME STATISTICS

Opponent	Min.	FG-A	Pct.	3FG-A	Pct.	FT-A	Pct.	RB	PF	A	TO	B	S	PTS
Shenandoah	23	7-9	.778	3-4	.750	0-0	—	2	3	7	2	1	1	17
Wake Forest	23	1-1	1.000	1-1	1.000	2-2	1.000	2	5	3	0	1	0	5
Robert Morris	24	1-4	.250	0-2	.000	1-2	.500	3	2	5	2	0	1	3
Manhattan	25	2-5	.400	0-2	.000	3-4	.750	4	3	2	2	0	2	7
Siena	15	0-3	.000	0-1	.000	2-2	1.000	1	1	0	1	0	2	2
Penn State	11	0-3	.000	0-1	.000	0-0	—	2	2	1	0	0	0	0
Columbia	9	0-1	.000	0-0	—	0-0	—	1	1	2	2	0	0	0
NC State	9	1-2	.500	0-1	.000	0-0	—	1	3	1	0	1	0	2
Mt. St. Mary's	10	4-6	.667	3-4	.750	2-2	1.000	0	4	0	1	0	0	13
Princeton	21	2-4	.500	1-1	1.000	1-2	.500	1	1	1	1	0	0	6
Fairfield	20	2-5	.400	0-1	.000	4-6	.667	2	2	3	2	0	0	8
Navy*	27	2-8	.250	2-6	.333	2-2	1.000	1	2	6	0	0	1	8
Army*	16	1-6	.167	0-2	.000	3-4	.750	0	2	0	1	0	0	5
American*	16	1-2	.500	0-1	.000	1-2	.500	0	3	1	1	0	0	3
Holy Cross*	23	3-6	.500	2-2	1.000	2-2	1.000	1	0	3	3	0	1	10
Lehigh*	11	1-1	1.000	1-1	1.000	2-2	1.000	1	1	0	2	0	0	5
Colgate*	14	0-4	.000	0-1	.000	0-0	—	1	4	0	2	0	0	0
Loyola*	12	0-1	.000	0-1	.000	0-0	—	0	0	2	2	0	1	0
Boston U.*	11	0-0	—	0-0	—	0-0	—	1	5	0	2	0	0	0
Lafayette*	6	0-2	.000	0-1	.000	0-0	—	0	2	0	0	0	1	0
Army*	19	2-6	.333	1-3	.333	0-0	—	1	1	2	0	0	0	5
American*	10	0-1	.000	0-1	.000	0-0	—	0	0	0	0	0	1	0
Holy Cross*	15	3-4	.750	2-3	.667	0-0	—	1	1	1	1	0	0	8
Lehigh*	21	1-4	.250	1-4	.250	0-0	—	1	2	2	2	0	1	3
Colgate*	10	2-3	.667	2-3	.667	2-2	1.000	0	1	0	2	0	0	8
Loyola*	16	1-5	.200	0-3	.000	2-2	1.000	2	3	1	1	0	1	4
Boston U.*	10	1-2	.500	0-0	—	0-0	—	0	0	2	2	0	1	2
Lafayette*	20	0-3	.000	0-3	.000	2-2	1.000	4	1	2	2	0	0	2
Navy*	9	0-0	—	0-0	—	0-0	—	0	1	1	2	0	0	0
Holy Cross^	9	1-2	.500	1-2	.500	0-0	—	1	3	1	1	0	0	3
Monmouth+	18	5-7	.714	3-5	.600	0-0	—	2	3	2	2	0	1	13

* Patriot League game ^ Patriot League Tournament + NIT Games started in **bold**

#0 • D.J. MacLEAY • SENIOR • FORWARD • 6-7 • 235 • SAN ANTONIO, TEXAS • REAGAN

Skilled forward/center who plays the game with toughness and ferocity ... can score in a variety of ways ... has an accurate mid-range jumper ... dedicated, hard-working player ... has good size and strength to go with a high basketball IQ ... underwent offseason shoulder surgery after the 2013-14 season and did not play during the team's spring trip to Europe, but was at full strength by start of 2014-15.



2016-17

Got a late start to preseason due to an offseason back injury ... serving as reserve center thus far.

2015-16

Had a terrific junior year in a backup role, shooting 63.3 FG% while doing great work on the glass ... averaged 5.2 ppg, 3.6 rpg in 12.3 mpg ... tallied 11.8 reb. per 40 minutes ... ranked 13th in the Patriot League with 1.5 offensive reb. per game ... hit 62 of 98 shots from field ... would have led the PL in FG% if he had enough attempts ... in opening-night win over Shenandoah scored 10 pts. on 5-5 FG ... was a big part of the win at Manhattan with 5 reb. (3 offensive) in 9 min. ... had a strong game at Penn State with 6 pts., 5 reb. in 13 min. ... hit 2nd career 3FG in that game ... hit a 3FG and led team with 6 reb. at Mount St. Mary's ... scored 10 pts. (4-4 FG, 2-2 FT) in 13 min. in home win vs. Holy Cross ... one of the stars of the win at Lehigh, with 11 pts. (4-5 FG, 1-1 3FG, 2-2 FT), 4 reb., 2 asst. in 20 min. ... 6 pts. (2-2 FG, 2-2 FT), 5 reb., 2 asst. vs. Colgate ... had a huge game vs. Lafayette with career-high 15 pts. (5-9 FG, 1-2 3FG, 4-4 FT), 8 reb., 2 stl. ... 5 of 8 reb. were offensive ... followed that up with 11 pts. (5-6 FG), 4 reb., 2 asst., 2 blk. in 12 min. in home rout of Army ... strong game at Holy Cross with 13 pts. (4-6 FG, 5-5 FT), 5 reb. in 15 min ... went 4-4 FG and scored 8 pts. in 9 min. in home win over Loyola ... 6 of 7 reb. were OR vs. Boston U. ... 8 pts. (3-5 FG), 3 reb. and a huge blk. in OT in win at Lafayette ... 5 pts. (2-2 FG, 1-1 3FG), 5 reb. in 11 min. in title-clinching win at Navy ... 5 pts., 4 reb. in NIT game at Monmouth.

2014-15

Played in 30 of 34 games off the bench ... averaged 3.6 ppg, 3.2 rpg in 11.8 mpg ... had strong outing in season-opening win over Marist ... set career high with 11 pts. (2-2 FG, 7-9 FT), including 7 pts. in final 7:00 of close game ... recorded career-high 11 reb. at Villanova, which was 4th-highest total in school history vs. a ranked opponent ... scored 11 pts. again vs. Mount St. Mary's ... logged 10 reb., 2 blk. in win over UMES ... set career highs with 12 pts., 5 asst. and also had 7 reb., 2 blk. in win over Case Western Reserve ... solid game at Siena with 8 pts., 5 reb. in 18 min. ... played big role in home win over American with 8 pts., 8 reb. ... tallied 4 pts. (2-2 FG), including a thunderous jam in OT, in win over Holy Cross in PL Tournament.

2013-14

Began career as reserve forward, playing in 16 games off the bench ... played double-digit minutes 5 times, all after Jan. 29 ... made collegiate debut vs. Saint Francis (Pa.) and had 4 pts. (2-2 FG), 2 reb. in 3 min. ... played 16 min. at Lehigh and recorded 4 pts., 6 reb., 2 asst. in first extended action ... best game came in win at Boston University, when he had 7 pts. (2-2 FG, 1-1 3FG, 2-2 FT), 7 reb. ... hit a go-ahead 3FG in 2nd half, his only trey of the season ... snagged 8 reb. in season-high 17 min. in home win over Lehigh.

HIGH SCHOOL/PERSONAL

Full name is David Jess MacLeay ... born Oct. 6, 1994 in San Antonio ... son of Glenn and Kelle MacLeay ... has a younger sister, Bethany ... father played baseball at Texas Tech ... grandfather, David Visentine, played basketball at North Texas ... lettered three times each in basketball and track and field at Ronald Reagan High School in San Antonio ... team captain in basketball ... earned all-state and all-region honors ... played in THSCA All-Star Game ... averaged 16 points and 11 rebounds per game and shot 60 percent from the field as a senior ... won a district title in the discus throw ... majoring in markets, innovation and design ... earned spot on 2014, 2015 and 2016 Patriot League Academic Honor Roll.

MacLEAY'S CAREER HIGHS

Points:	15	vs. Lafayette	1/25/2016
Rebounds:	11	at Villanova	11/20/2014
Assists:	5	vs. Case Western Reserve	12/19/2014
Steals:	2	three times	
Blocks:	2	five times	
FG Made:	5	five times	
FG Attempted:	11	vs. Case Western Reserve	12/19/2014
3-pt FG Made:	1	seven times	
3-pt FG Attempted:	2	three times	
FT Made:	7	vs. Marist	11/14/2014
FT Attempted:	9	vs. Marist	11/14/2014

MacLEAY'S SEASON HIGHS

Points:	2	three times	
Rebounds:	5	at Wake Forest	11/13/2016
Assists:	0		
Steals:	0		
Blocks:	1	vs. Manhattan	11/11/2016
FG Made:	1	three times	
FG Attempted:	3	twice	
3-pt FG Made:	0		
3-pt FG Attempted:	2	at Wake Forest	11/13/2016
FT Made:	0		
FT Attempted:	1	at Wake Forest	11/13/2016

MacLEAY'S CAREER STATISTICS

Year	G	GS	Min.	Avg.	FGM	FGA	Pct.	3FGM	3FGA	Pct.	FTM	FTA	Pct.	OR	DR	Reb.	RPG	PF	DQ	A	TO	BK	ST	Pts.	PPG
2013-14	16	0	128	8.0	9	24	.375	1	3	.333	5	6	.833	12	26	38	2.4	23	0	3	12	4	6	24	1.5
2014-15	30	0	353	11.8	39	89	.438	0	4	.000	29	47	.617	37	58	95	3.2	54	1	17	15	6	13	107	3.6
2015-16	31	0	381	12.3	62	98	.633	6	14	.429	30	44	.682	48	64	112	3.6	70	2	18	34	14	15	160	5.2
2016-17	4	0	25	6.3	3	9	.333	0	3	.000	0	1	.000	2	7	9	2.3	7	0	0	1	1	0	6	1.5
TOTAL	81	0	887	11.0	113	220	.514	7	24	.292	64	98	.653	99	155	254	3.1	154	3	38	62	25	34	297	3.7

D.J. MACLEAY CAREER GAME-BY-GAME

MacLEAY'S 2016-17 GAME-BY-GAME STATISTICS

Opponent	Min.	FG-A	Pct.	3FG-A	Pct.	FT-A	Pct.	RB	PF	A	TO	B	S	PTS
Manhattan	8	1-3	.333	0-0	—	0-0	—	1	3	0	0	1	0	2
Wake Forest	8	1-3	.333	0-1	.000	0-1	.000	5	4	0	0	0	0	2
Robert Morris	5	1-1	1.000	0-0	—	0-0	—	3	0	0	0	0	0	2
Butler	4	0-2	.000	0-1	.000	0-0	—	0	0	0	1	0	0	0
Vanderbilt														
Norfolk State														
TBA														
Richmond														
La Salle														
Fairfield														
Siena														
Mt. St. Mary's														
Princeton														
Navy*														
Army*														
American*														
Holy Cross*														
Lehigh*														
Colgate*														
Loyola*														
Boston U.*														
Lafayette*														
Army*														
American*														
Holy Cross*														
Lehigh*														
Colgate*														
Loyola*														
Boston U.*														
Lafayette*														
Navy*														

* Patriot League game ^ Patriot League Tournament Games started in **bold**

MacLEAY'S 2015-16 GAME-BY-GAME STATISTICS

Opponent	Min.	FG-A	Pct.	3FG-A	Pct.	FT-A	Pct.	RB	PF	A	TO	B	S	PTS
Shenandoah	13	5-5	1.000	0-0	—	0-0	—	4	2	1	2	0	1	10
Wake Forest	8	0-0	—	0-0	—	0-0	—	1	3	0	0	0	0	0
Robert Morris	10	1-1	1.000	0-0	—	0-0	—	1	3	1	2	0	0	2
Manhattan	9	0-1	.000	0-0	—	1-2	.500	5	1	1	1	0	1	1
Siena	11	2-3	.667	0-1	.000	1-3	.333	0	0	1	1	0	0	5
Penn State	13	2-4	.500	1-1	1.000	1-1	1.000	5	1	1	2	0	0	6
Columbia	8	0-2	.000	0-0	—	0-0	—	3	4	0	3	1	1	0
NC State	10	0-3	.000	0-2	.000	0-2	.000	3	1	1	0	0	0	0
Mt. St. Mary's	8	1-2	.500	1-1	1.000	0-0	—	6	1	1	1	0	0	3
Princeton	18	1-2	.500	0-0	—	0-0	—	3	0	1	1	2	1	2
Fairfield	6	1-2	.500	0-0	—	0-0	—	2	2	0	1	0	0	2
Navy*	14	2-2	1.000	0-0	—	0-0	—	2	5	0	1	2	1	4
Army*	13	1-3	.333	0-1	.000	0-0	—	4	2	0	2	0	1	2
American*	15	2-4	.500	0-0	—	0-0	—	5	1	0	0	1	0	4
Holy Cross*	13	4-4	1.000	0-0	—	2-2	1.000	4	3	0	1	1	1	10
Lehigh*	20	4-5	.800	1-1	1.000	2-2	1.000	4	3	2	2	0	0	11
Colgate*	13	2-2	1.000	0-0	—	2-2	1.000	5	2	2	0	1	0	6
Loyola*	9	2-4	.500	0-0	—	1-2	.500	5	1	0	0	0	1	5
Boston U.*	15	1-3	.333	0-1	.000	0-3	.000	3	2	0	4	1	0	2
Lafayette*	25	5-9	.556	1-2	.500	4-4	1.000	8	4	1	1	1	2	15
Army*	12	5-6	.833	0-0	—	1-2	.500	4	3	2	1	0	2	11
American*	9	3-3	1.000	0-0	—	2-3	.667	1	4	0	1	0	1	8
Holy Cross*	15	4-6	.667	0-0	—	5-5	1.000	5	2	0	2	0	0	13
Lehigh*	7	0-1	.000	0-1	.000	0-0	—	4	3	1	2	0	0	0
Colgate*	11	2-2	1.000	1-1	1.000	0-0	—	1	2	0	0	0	0	5
Loyola*	9	4-4	1.000	0-0	—	0-0	—	2	3	0	1	0	1	8
Boston U.*	11	0-4	.000	0-1	.000	3-4	.750	7	3	1	0	2	1	3
Lafayette*	20	3-5	.600	0-0	—	2-2	1.000	3	3	1	0	1	0	8
Navy*	11	2-2	1.000	1-1	1.000	0-0	—	5	5	0	1	1	0	5
Holy Cross^	8	2-2	1.000	0-0	—	0-0	—	3	1	0	1	0	0	4
Monmouth+	17	1-2	.500	0-0	—	3-5	.600	4	0	0	0	0	0	5

* Patriot League game ^ Patriot League Tournament + NIT Games started in **bold**

MacLEAY'S 2014-15 GAME-BY-GAME STATISTICS

Opponent	Min.	FG-A	Pct.	3FG-A	Pct.	FT-A	Pct.	RB	PF	A	TO	B	S	PTS
Marist	18	2-2	1.000	0-0	—	7-9	.778	4	0	0	1	0	1	11
Michigan	9	1-2	.500	0-0	—	2-2	1.000	3	1	1	1	0	0	4
Villanova	23	2-7	.286	0-1	.000	1-2	.500	11	4	0	2	0	0	5
Mt. St. Mary's	21	5-9	.556	0-2	.000	1-3	.333	4	3	0	0	0	0	11
Toledo	12	2-3	.667	0-0	—	1-1	1.000	0	2	1	1	0	0	5
UMES	12	1-2	.500	0-0	—	2-2	1.000	10	4	1	1	2	1	4
Penn State	8	1-3	.333	0-0	—	0-0	—	2	2	1	0	0	0	2
Fairfield	14	0-6	.000	0-0	—	2-2	1.000	3	0	0	0	0	0	2
Columbia	11	1-4	.250	0-0	—	0-0	—	4	1	0	0	0	0	2
Albany														
Case Western	23	5-11	.455	0-0	—	2-4	.500	7	1	5	2	2	1	12
Wake Forest	24	1-2	.500	0-0	—	0-2	.000	4	4	1	1	0	1	2
Siena	18	4-6	.667	0-0	—	0-0	—	5	2	0	0	0	0	8
American*	22	2-3	.667	0-0	—	4-7	.571	8	1	0	1	0	1	8
Colgate*	6	0-2	.000	0-0	—	1-2	.500	0	2	1	1	0	0	1
Lafayette*	13	1-2	.500	0-0	—	3-4	.750	2	1	2	1	0	1	5
Holy Cross*	11	1-3	.333	0-0	—	0-0	—	4	1	1	0	0	1	2
Navy*	11	0-0	—	0-0	—	2-4	.500	2	0	1	0	0	0	2
Army*	4	2-3	.667	0-0	—	0-0	—	2	4	0	2	1	0	4
Loyola*	7	1-1	1.000	0-0	—	0-0	—	1	3	0	0	0	0	2
Boston U.*	10	0-2	.000	0-0	—	1-1	1.000	1	1	1	0	0	0	1
Lehigh*	10	1-3	.333	0-0	—	0-0	—	4	2	1	0	0	0	2
Colgate*	11	1-2	.500	0-0	—	0-0	—	2	2	0	0	0	0	2
Lafayette*	11	0-0	—	0-0	—	0-0	—	2	2	0	0	0	0	0
Holy Cross*	10	0-2	.000	0-0	—	0-0	—	1	5	0	0	0	1	0
Navy*	1	0-1	.000	0-0	—	0-0	—	1	0	0	0	0	0	0
Army*														
Loyola*														
Boston U.*	4	1-1	1.000	0-0	—	0-0	—	0	0	0	0	0	0	2
Lehigh*	4	1-1	1.000	0-0	—	0-2	.000	3	2	0	0	0	2	2
American*	1	0-0	—	0-0	—	0-0	—	0	0	0	0	0	0	0
Holy Cross^	11	2-2	1.000	0-0	—	0-0	—	3	1	0	0	1	2	4
Lafayette^	12	1-4	.250	0-0	—	0-0	—	3	2	0	1	0	1	2
Temple+														

* Patriot League game ^ Patriot League Tournament + NIT Games started in **bold**

MacLEAY'S 2013-14 GAME-BY-GAME STATISTICS

Opponent	Min.	FG-A	Pct.	3FG-A	Pct.	FT-A	Pct.	RB	PF	A	TO	B	S	PTS
Stanford														
Penn State														
St. Francis	3	2-2	1.000	0-0	—	0-0	—	2	0	0	0	0	0	4
St. John's														
Albany														
Mt. St. Mary's														
Princeton														
Kent State														
Columbia														
Marist	4	0-0	—	0-0	—	0-0	—	0	0	1	0	0	1	0
Fairfield														
American*	4	0-1	.000	0-0	—	0-0	—	0	0	0	0	0	0	0
Colgate*														
Lafayette*	8	1-2	.500	0-0	—	1-2	.500	1	1	0	0	1	1	3
Holy Cross*														
Navy*														
Army*	7	0-0	—	0-0	—	0-0	—	0	1	0	2	0	0	0
Loyola*	8	2-2	1.000	0-0	—	0-0	—	3	2	0	1	0	1	4
Boston U.*	7	0-1	.000	0-0	—	0-0	—	3	1	0	1	0	0	0
Lehigh*	15	1-5	.200	0-0	—	2-2	1.000	6	2	2	2	0	0	4
Colgate*	3	0-0	—	0-0	—	0-0	—	0	0	0	0	0	0	0
Lafayette*	3	0-2	.000	0-0	—	0-0	—	1	0	0	0	0	0	0
Holy Cross*	10	0-2	.000	0-1	.000	0-0	—	1	4	0	0	0	0	0
Navy*														
Army*														
Loyola*	6	0-0	—	0-0										

#13 • BRUCE MOORE • FRESHMAN • FORWARD • 6-8 • 210 • RANDALLSTOWN, MD. • MCDONOGH

Talented power forward who can score in the paint and on the perimeter ... moves his feet well, which makes him an excellent rebounder and defender ... likes to attack the rim ... hard worker ... comes to Bucknell from the competitive Baltimore private school league that also produced teammate Kimbal Mackenzie ... hails from the same high school as Hall-of-Famer Al Leslie, one of Bucknell's all-time great basketball players.



2016-17

Made collegiate debut vs. Manhattan and had 2 blk., 1 reb. in 3 min. ... first career pts. came on a 3FG at Wake Forest ... scored 7 pts. (3-5 FG) in 15 min. at Butler.

HIGH SCHOOL/PERSONAL

Full name is Bruce Douglas Moore Jr. ... born Jan. 15, 1998 in Baltimore, Md. ... son of Laurie Moore ... has a sister, Bria ... captained the basketball team at McDonogh School in Owings Mills, Md. ... four-year varsity starter who helped get McDonogh back to the postseason after some down years ... First Team All-MIAA selection ... averaged nearly 17 points per game as a senior ... tallied 13 points, 12 rebounds, 3 blocks and 4 assists per game as a junior ... played AAU ball for Baltimore Elite and Maryland 3D ... major is undeclared.

MOORE'S CAREER HIGHS

Points:	7	at Butler	11/19/2016
Rebounds:	2	at Butler	11/19/2016
Assists:	1	at Butler	11/19/2016
Steals:	0		
Blocks:	2	vs. Manhattan	11/11/2016
FG Made:	3	at Butler	11/19/2016
FG Attempted:	5	at Butler	11/19/2016
3-pt FG Made:	1	twice	
3-pt FG Attempted:	3	at Wake Forest	11/13/2016
FT Made:	2	vs. Robert Morris	11/16/2016
FT Attempted:	2	vs. Robert Morris	11/16/2016

MOORE'S SEASON HIGHS

Points:	7	at Butler	11/19/2016
Rebounds:	2	at Butler	11/19/2016
Assists:	1	at Butler	11/19/2016
Steals:	0		
Blocks:	2	vs. Manhattan	11/11/2016
FG Made:	3	at Butler	11/19/2016
FG Attempted:	5	at Butler	11/19/2016
3-pt FG Made:	1	twice	
3-pt FG Attempted:	3	at Wake Forest	11/13/2016
FT Made:	2	vs. Robert Morris	11/16/2016
FT Attempted:	2	vs. Robert Morris	11/16/2016

MOORE'S CAREER STATISTICS

Year	G	GS	Min.	Avg.	FGM	FGA	Pct.	3FGM	3FGA	Pct.	FTM	FTA	Pct.	OR	DR	Reb.	RPG	PF	DQ	A	TO	BK	ST	Pts.	PPG
2016-17	4	0	32	8.0	4	9	.444	2	5	.400	2	3	.667	3	1	4	1.0	9	1	1	4	2	0	12	3.0
TOTAL	4	0	32	8.0	4	9	.444	2	5	.400	2	3	.667	3	1	4	1.0	9	1	1	4	2	0	12	3.0

BRUCE MOORE CAREER GAME-BY-GAME


MOORE'S 2016-17 GAME-BY-GAME STATISTICS

Opponent	Min.	FG-A	Pct.	3FG-A	Pct.	FT-A	Pct.	RB	PF	A	TO	B	S	PTS
Manhattan	3	0-1	.000	0-0	—	0-0	—	1	2	0	1	2	0	0
Wake Forest	8	1-3	.333	1-3	.333	0-0	—	1	5	0	0	0	0	3
Robert Morris	6	0-0	—	0-0	—	2-2	1.000	0	1	0	1	0	0	2
Butler	15	3-5	.600	1-2	.500	0-1	.000	2	1	1	2	0	0	7
Vanderbilt														
Norfolk State														
TBA														
Richmond														
La Salle														
Fairfield														
Siena														
Mt. St. Mary's														
Princeton														
Navy*														
Army*														
American*														
Holy Cross*														
Lehigh*														
Colgate*														
Loyola*														
Boston U.*														
Lafayette*														
Army*														
American*														
Holy Cross*														
Lehigh*														
Colgate*														
Loyola*														
Boston U.*														
Lafayette*														
Navy*														

* Patriot League game ^ Patriot League Tournament Games started in **bold**

#44 • BEN OBERFELD • SENIOR • CENTER • 6-9 • 247 • EAGAN, MINN. • EASTVIEW

Will not be able to play in 2016-17 due to injury ... when healthy was a big, strong frontcourt player ... was recruited for both basketball and football coming out of high school and selected hoops ... very smart player, particularly on defense ... strong rebounder and defender ... worked hard on low-post technique on offensive end of floor ... battled injuries throughout his career.



2015-16

Injured at start of season, then served as No. 3 center ... appeared in 12 games off the bench ... totaled 19 pts., 14 reb. ... hit 7-13 FG (.538) and 5-10 FT ... dressed for the first time at Robert Morris in 3rd game of season after sitting out most of preseason ... made season debut vs. Siena ... missed 10 more games with injury before dressing again vs. Colgate ... tied career high with 7 pts. (3-4 FG) in home win over Army ... strong 7 min. vs. Lehigh with 5 pts., 4 reb.

2014-15

Appeared in 24 games off the bench at center ... averaged 1.8 ppg, 1.7 rpg ... shot 48.5 FG% ... recorded 4 pts., career-high 5 reb. and a blk. in 9 min. at Toledo ... set career-high with 7 pts. (3-4 FG) at Columbia ... played career-high 17 min. in win over Loyola and scored 5 pts. ... hit 4-4 FT and had 4 pts., 4 reb. in 14 min. vs. Boston U. ... grabbed 6 reb. (5 offensive) in 10 min. in NIT game vs. Temple.

2013-14

Missed a chunk of preseason practice and the first 2 games of the season due to a knee injury ... made debut in game No. 3 vs. Saint Francis (Pa.) and went on to play in six games as a reserve center ... totaled 6 pts. and 6 reb while shooting 3-8 FG ... played season-high 12 min. vs. Navy and scored first 6 pts. of career ... also grabbed two offensive reb. and blocked a shot ... played 8 min. in PL Tournament game vs. Army and notched 3 reb.

HIGH SCHOOL/PERSONAL

Full name is Benjamin Michael Oberfeld ... born Dec. 16, 1994 in Burnsville, Minn. ... parents are Mike and Carolyn Oberfeld and Lisa Workin ... multi-sport athlete at Eastview High School ... lettered four times in basketball, three times in football and once in baseball ... in basketball was the program's second four-year letterman ... earned Second Team All-State honors and was also a three-time all-conference pick ... named the top rebounder in Minnesota and an All-State Junior by the Northstar Hoops Report in 2012 ... earned All-Metro Honorable Mention from the St. Paul Pioneer Press in 2012 and was one of only three underclassmen to earn all-conference honors ... scored over 1,000 career points and ranked fifth on the school's all-time scoring list ... smashed school records for rebounds in a game, season and career ... averaged 17.1 points and 10.0 rebounds as a senior ... was also an all-conference and Academic All-State pick in football ... two-year captain on the gridiron, where he was a defensive lineman ... majoring in global management ... member of 2016 Patriot League Academic Honor Roll.

OBERFELD'S CAREER HIGHS

Points:	7	twice	
Rebounds:	5	at Toledo	11/24/2014
Assists:	1	twice	
Steals:	1	at Loyola	1/21/2015
Blocks:	1	four times	
FG Made:	3	three times	
FG Attempted:	7	vs. Navy	2/12/2014
3-pt FG Made:	0		
3-pt FG Attempted:	0		
FT Made:	4	vs. Boston University	2/22/2015
FT Attempted:	4	vs. Boston University	2/22/2015

OBERFELD'S SEASON HIGHS

Points:	0
Rebounds:	0
Assists:	0
Steals:	0
Blocks:	0
FG Made:	0
FG Attempted:	0
3-pt FG Made:	0
3-pt FG Attempted:	0
FT Made:	0
FT Attempted:	0

OBERFELD'S CAREER STATISTICS

Year	G	GS	Min.	Avg.	FGM	FGA	Pct.	3FGM	3FGA	Pct.	FTM	FTA	Pct.	OR	DR	Reb.	RPG	PF	DQ	A	TO	BK	ST	Pts.	PPG
2013-14	6	0	29	4.8	3	8	.375	0	0	.000	0	0	.000	3	3	6	1.0	1	0	1	0	1	0	6	1.0
2014-15	24	0	185	7.7	16	33	.485	0	0	.000	11	16	.688	15	25	40	1.7	26	0	1	5	3	1	43	1.8
2015-16	12	0	50	4.2	7	13	.538	0	0	.000	5	10	.500	7	7	14	1.2	18	0	0	5	0	0	19	1.6
TOTAL	42	0	264	6.3	26	54	.481	0	0	.000	16	26	.615	25	35	60	1.4	45	0	2	10	4	1	68	1.6

BEN OBERFELD CAREER GAME-BY-GAME

OBERFELD'S 2016-17 GAME-BY-GAME STATISTICS

Opponent	Min.	FG-A	Pct.	3FG-A	Pct.	FT-A	Pct.	RB	PF	A	TO	B	S	PTS
Manhattan	DNP	—	—	—	—	—	—	—	—	—	—	—	—	—
Wake Forest	DNP	—	—	—	—	—	—	—	—	—	—	—	—	—
Robert Morris	DNP	—	—	—	—	—	—	—	—	—	—	—	—	—
Butler	DNP	—	—	—	—	—	—	—	—	—	—	—	—	—
Vanderbilt														
Norfolk State														
TBA														
Richmond														
La Salle														
Fairfield														
Siena														
Mt. St. Mary's														
Princeton														
Navy*														
Army*														
American*														
Holy Cross*														
Lehigh*														
Colgate*														
Loyola*														
Boston U.*														
Lafayette*														
Army*														
American*														
Holy Cross*														
Lehigh*														
Colgate*														
Loyola*														
Boston U.*														
Lafayette*														
Navy*														
Holy Cross^														
Monmouth+														

* Patriot League game ^ Patriot League Tournament Games started in **bold**

OBERFELD'S 2015-16 GAME-BY-GAME STATISTICS

Opponent	Min.	FG-A	Pct.	3FG-A	Pct.	FT-A	Pct.	RB	PF	A	TO	B	S	PTS
Shenandoah	DNP	—	—	—	—	—	—	—	—	—	—	—	—	—
Wake Forest	DNP	—	—	—	—	—	—	—	—	—	—	—	—	—
Robert Morris	DNP	—	—	—	—	—	—	—	—	—	—	—	—	—
Manhattan	DNP	—	—	—	—	—	—	—	—	—	—	—	—	—
Siena	1	0-0	—	0-0	—	0-0	—	0	0	0	0	0	0	0
Penn State	DNP	—	—	—	—	—	—	—	—	—	—	—	—	—
Columbia	DNP	—	—	—	—	—	—	—	—	—	—	—	—	—
NC State	DNP	—	—	—	—	—	—	—	—	—	—	—	—	—
Mt. St. Mary's	DNP	—	—	—	—	—	—	—	—	—	—	—	—	—
Princeton	DNP	—	—	—	—	—	—	—	—	—	—	—	—	—
Fairfield	DNP	—	—	—	—	—	—	—	—	—	—	—	—	—
Navy*	DNP	—	—	—	—	—	—	—	—	—	—	—	—	—
Army*	DNP	—	—	—	—	—	—	—	—	—	—	—	—	—
American*	DNP	—	—	—	—	—	—	—	—	—	—	—	—	—
Holy Cross*	DNP	—	—	—	—	—	—	—	—	—	—	—	—	—
Lehigh*	DNP	—	—	—	—	—	—	—	—	—	—	—	—	—
Colgate*	DNP	—	—	—	—	—	—	—	—	—	—	—	—	—
Loyola*	3	0-0	—	0-0	—	0-0	—	0	2	0	1	0	0	0
Boston U.*	4	0-2	.000	0-0	—	0-0	—	0	3	0	2	0	0	0
Lafayette*	5	0-2	.000	0-0	—	1-2	.500	2	2	0	0	0	0	1
Army*	9	3-4	.750	0-0	—	1-1	1.000	3	4	0	1	0	0	7
American*	DNP	—	—	—	—	—	—	—	—	—	—	—	—	—
Holy Cross*	2	0-0	—	0-0	—	0-0	—	0	0	0	0	0	0	0
Lehigh*	7	2-2	1.000	0-0	—	1-2	.500	4	0	0	1	0	0	5
Colgate*	3	0-0	—	0-0	—	0-2	.000	0	1	0	0	0	0	0
Loyola*	6	1-1	1.000	0-0	—	2-3	.667	4	1	0	1	0	0	4
Boston U.*	3	0-0	—	0-0	—	0-0	—	0	2	0	0	0	0	0
Lafayette*	DNP	—	—	—	—	—	—	—	—	—	—	—	—	—
Navy*	1	1-1	1.000	0-0	—	0-0	—	1	2	0	0	0	0	2
Holy Cross^	DNP	—	—	—	—	—	—	—	—	—	—	—	—	—
Monmouth+	6	0-1	.000	0-0	—	0-0	—	0	1	0	0	0	0	0

* Patriot League game ^ Patriot League Tournament + NIT Games started in **bold**

OBERFELD'S 2014-15 GAME-BY-GAME STATISTICS

Opponent	Min.	FG-A	Pct.	3FG-A	Pct.	FT-A	Pct.	RB	PF	A	TO	B	S	PTS
Marist	2	0-0	—	0-0	—	0-0	—	0	0	0	0	0	0	0
Michigan	4	0-0	—	0-0	—	0-0	—	3	0	0	0	0	0	0
Villanova	3	0-0	—	0-0	—	0-0	—	1	1	0	0	0	0	0
Mt. St. Mary's	DNP	—	—	—	—	—	—	—	—	—	—	—	—	—
Toledo	9	2-3	.667	0-0	—	0-0	—	5	0	0	0	1	0	4
UMES	7	1-1	1.000	0-0	—	0-0	—	1	2	0	0	0	0	2
Penn State	6	1-2	.500	0-0	—	0-0	—	2	0	0	0	0	0	2
Fairfield	2	0-1	.000	0-0	—	0-0	—	0	0	0	0	0	0	0
Columbia	10	3-4	.750	0-0	—	1-2	.500	3	0	0	0	0	0	7
Albany	15	0-2	.000	0-0	—	0-1	.000	3	0	0	2	0	0	0
Case Western	7	0-1	.000	0-0	—	2-2	1.000	3	1	1	0	0	0	2
Wake Forest	5	1-2	.500	0-0	—	0-0	—	0	3	0	0	1	0	2
Siena	DNP	—	—	—	—	—	—	—	—	—	—	—	—	—
American*	DNP	—	—	—	—	—	—	—	—	—	—	—	—	—
Colgate*	3	0-0	—	0-0	—	0-0	—	0	0	0	0	0	0	0
Lafayette*	3	0-1	.000	0-0	—	0-0	—	0	0	0	0	0	0	0
Holy Cross*	DNP	—	—	—	—	—	—	—	—	—	—	—	—	—
Navy*	DNP	—	—	—	—	—	—	—	—	—	—	—	—	—
Army*	6	0-0	—	0-0	—	0-0	—	2	2	0	0	0	0	0
Loyola*	5	0-0	—	0-0	—	0-0	—	0	0	0	0	0	1	0
Boston U.*	2	0-0	—	0-0	—	0-0	—	0	0	0	0	1	0	0
Lehigh*	DNP	—	—	—	—	—	—	—	—	—	—	—	—	—
Colgate*	DNP	—	—	—	—	—	—	—	—	—	—	—	—	—
Lafayette*	DNP	—	—	—	—	—	—	—	—	—	—	—	—	—
Holy Cross*	5	1-1	1.000	0-0	—	0-0	—	0	2	0	0	0	0	2
Navy*	16	0-3	.000	0-0	—	1-2	.500	3	3	0	0	0	0	1
Army*	16	1-2	.500	0-0	—	0-1	.000	1	1	0	0	0	0	2
Loyola*	17	2-2	1.000	0-0	—	1-2	.500	1	3	0	0	0	0	5
Boston U.*	14	0-1	.000	0-0	—	4-4	1.000	4	3	0	1	0	0	4
Lehigh*	11	2-2	1.000	0-0	—	0-0	—	1	3	0	1	0	0	4
American*	7	2-3	.667	0-0	—	0-0	—	2	1	0	0	0	0	4
Holy Cross^	DNP	—	—	—	—	—	—	—	—	—	—	—	—	—
Lafayette^	DNP	—	—	—	—	—	—	—	—	—	—	—	—	—
Temple+	10	0-2	.000	0-0	—	2-2	1.000	6	1	0	1	0	0	2


* Patriot League game ^ Patriot League Tournament Games started in **bold**

OBERFELD'S 2013-14 GAME-BY-GAME STATISTICS

Opponent	Min.	FG-A	Pct.	3FG-A	Pct.	FT-A	Pct.	RB	PF	A	TO	B	S	PTS
Stanford	DNP	—	—	—	—	—	—	—	—	—	—	—	—	—
Penn State	DNP	—	—	—	—	—	—	—	—	—	—	—	—	—
St. Francis	2	0-1	.000	0-0	—	0-0	—	0	1	0	0	0	0	0
St. John's	DNP	—	—	—	—	—	—	—	—	—	—	—	—	—
Albany	DNP	—	—	—	—	—	—	—	—	—	—	—	—	—
Mt. St. Mary's	DNP	—	—	—	—	—	—	—	—	—	—	—	—	—
Princeton	2	0-0	—	0-0	—	0-0	—	0	0	0	0	0	0	0
Kent State	1	0-0	—	0-0	—	0-0	—	0	0	0	0	0	0	0
Columbia	DNP	—	—	—	—	—	—	—	—	—	—	—	—	—
Marist	4	0-0	—	0-0	—	0-0	—	1	0	0	0	0	0	0
Fairfield	DNP	—	—	—	—	—	—	—	—	—	—	—	—	—
American*	DNP	—	—	—	—	—	—	—	—	—	—	—	—	—
Colgate*	DNP	—	—	—	—	—	—	—	—	—	—	—	—	—
Lafayette*	DNP	—	—	—	—	—	—	—	—	—	—	—	—	—
Holy Cross*	DNP	—	—	—	—	—	—	—	—	—	—	—	—	—
Navy*	DNP	—	—	—	—	—	—	—	—	—	—	—	—	—
Army*	DNP	—	—	—	—	—	—	—	—	—	—	—	—	—
Loyola*	DNP	—	—	—	—	—	—	—	—	—	—	—	—	—
Boston U.*	DNP	—	—	—	—	—	—	—	—	—	—	—	—	—
Lehigh*	DNP	—	—	—	—	—	—	—	—	—	—	—	—	—
Colgate*	DNP	—	—	—	—	—	—	—	—	—	—	—	—	—
Lafayette*	DNP	—	—	—	—	—	—	—	—	—	—	—	—	—
Holy Cross*	DNP	—	—	—	—	—	—	—	—	—	—	—	—	—
Navy*	12	3-7	.429	0-0	—	0-0	—	2	0					

#22 • MATT O'REILLY • SOPHOMORE • GUARD • 6-3 • 200 • MORAGA, CALIF. • PROLIFIC PREP ACADEMY

Talented perimeter player who committed to Bucknell in May 2015 ... has outstanding shooting range and can also put the ball on the floor ... perhaps the team's best pure outside shooter ... good defender as well ... played his final prep season for Prolific Prep Academy, where he faced good national competition.



2016-17

Saw 12 minutes of reserve action in the win over Manhattan and hit 3-4 3FG for 9 pts.

2015-16

Reserve guard who impressed with his long-range shooting ability in limited minutes ... appeared in 13 games off the bench, finishing with 31 points in 46 minutes ... hit 10 of 20 shots from the field, all coming from beyond the arc ... did not dress in first 4G due to illness ... made collegiate debut on Dec. 22 at Princeton and hit a 3FG on his very first attempt ... hit another 3FG vs. Fairfield to 2-2 on season ... made it 3-for-3 with a trey vs. Navy before finally missing one on his 4th attempt ... hit both of his 3FG tries for 6 pts. in home win over Holy Cross ... hit his first 3FG attempt in each of his first 6 appearances off the bench ... season-high 7 pts. (2-4 3FG, 1-2 FT) in home win over Loyola.

HIGH SCHOOL/PERSONAL

Full name is Robert Matthew O'Reilly ... born Oct. 10, 1996 in Walnut Creek, Calif. ... son of Robert and Sophia O'Reilly ... has an older sister, Sara, and two younger siblings, Jessi and Shane ... father played basketball at Princeton ... attended Campolindo High School, but for his senior season of basketball played for Prolific Prep Academy out of Napa, Calif. ... averaged 16.2 points, 4.0 rebounds and 4.4 assists for Prolific Prep playing against national competition ... earned all-state honorable mention honors during his junior season at Campolindo ... was an All-NorCal and All-Bay Area selection as both a sophomore and junior while leading his team to the state playoffs ... undeclared major ... member of 2016 Patriot League Academic Honor Roll.

O'REILLY'S CAREER HIGHS			
Points:	9	vs. Manhattan	11/11/2016
Rebounds:	2	vs. Manhattan	11/11/2016
Assists:	1	twice	
Steals:	1	vs. Robert Morris	11/16/2016
Blocks:	0		
FG Made:	3	vs. Manhattan	11/11/2016
FG Attempted:	5	vs. Robert Morris	11/16/2016
3-pt FG Made:	3	vs. Manhattan	11/11/2016
3-pt FG Attempted:	4	three times	
FT Made:	1	vs. Loyola	2/17/2016
FT Attempted:	2	twice	

O'REILLY'S SEASON HIGHS			
Points:	9	vs. Manhattan	11/11/2016
Rebounds:	2	vs. Manhattan	11/11/2016
Assists:	1	at Wake Forest	11/13/2016
Steals:	1	vs. Robert Morris	11/16/2016
Blocks:	0		
FG Made:	3	vs. Manhattan	11/11/2016
FG Attempted:	5	vs. Robert Morris	11/16/2016
3-pt FG Made:	3	vs. Manhattan	11/11/2016
3-pt FG Attempted:	4	twice	
FT Made:	0		
FT Attempted:	2	vs. Manhattan	11/11/2016

O'REILLY'S CAREER STATISTICS																									
Year	G	GS	Min.	Avg.	FGM	FGA	Pct.	3FGM	3FGA	Pct.	FTM	FTA	Pct.	OR	DR	Reb.	RPG	PF	DQ	A	TO	BK	ST	Pts.	PPG
2015-16	13	0	46	3.5	10	20	.500	10	20	.500	1	2	.500	0	2	2	0.2	8	0	1	0	0	0	31	2.4
2016-17	4	0	45	11.3	4	15	.267	4	14	.286	0	2	.000	0	2	2	0.5	3	0	1	2	0	1	12	3.0
TOTAL	17	0	91	5.4	14	35	.400	14	34	.412	1	4	.250	0	4	4	0.2	11	0	2	2	0	1	43	2.5

MATT O'REILLY CAREER GAME-BY-GAME

O'REILLY'S 2016-17 GAME-BY-GAME STATISTICS

Opponent	Min.	FG-A	Pct.	3FG-A	Pct.	FT-A	Pct.	RB	PF	A	TO	B	S	PTS
Manhattan	12	3-4	.750	3-4	.750	0-2	.000	2	0	0	2	0	0	9
Wake Forest	9	0-3	.000	0-3	.000	0-0	—	0	1	1	0	0	0	0
Robert Morris	16	1-5	.200	1-4	.250	0-0	—	0	1	0	0	0	1	3
Butler	8	0-3	.000	0-3	.000	0-0	—	0	1	0	0	0	0	0
Vanderbilt														
Norfolk State														
TBA														
Richmond														
La Salle														
Fairfield														
Siena														
Mt. St. Mary's														
Princeton														
Navy*														
Army*														
American*														
Holy Cross*														
Lehigh*														
Colgate*														
Loyola*														
Boston U.*														
Lafayette*														
Army*														
American*														
Holy Cross*														
Lehigh*														
Colgate*														
Loyola*														
Boston U.*														
Lafayette*														
Navy*														

* Patriot League game ^ Patriot League Tournament Games started in **bold**


O'REILLY'S 2015-16 GAME-BY-GAME STATISTICS

Opponent	Min.	FG-A	Pct.	3FG-A	Pct.	FT-A	Pct.	RB	PF	A	TO	B	S	PTS
Shenandoah														
Wake Forest														
Robert Morris														
Manhattan														
Siena														
Penn State														
Columbia														
NC State														
Mt. St. Mary's														
Princeton	5	1-1	1.000	1-1	1.000	0-0	—	0	1	0	0	0	0	3
Fairfield	3	1-1	1.000	1-1	1.000	0-0	—	0	1	0	0	0	0	3
Navy*	12	1-2	.500	1-2	.500	0-0	—	0	0	1	0	0	0	3
Army*														
American*														
Holy Cross*	3	2-2	1.000	2-2	1.000	0-0	—	0	1	0	0	0	0	6
Lehigh*														
Colgate*	0+	0-0	—	0-0	—	0-0	—	0	0	0	0	0	0	0
Loyola*	3	1-2	.500	1-2	.500	0-0	—	1	0	0	0	0	0	3
Boston U.*	4	1-2	.500	1-2	.500	0-0	—	0	0	0	0	0	0	3
Lafayette*														
Army*	4	0-1	.000	0-1	.000	0-0	—	1	1	0	0	0	0	0
American*	1	0-2	.000	0-2	.000	0-0	—	0	2	0	0	0	0	0
Holy Cross*	2	0-1	.000	0-1	.000	0-0	—	0	0	0	0	0	0	0
Lehigh*	2	0-1	.000	0-1	.000	0-0	—	0	0	0	0	0	0	0
Colgate*														
Loyola*	5	2-4	.500	2-4	.500	1-2	.500	0	1	0	0	0	0	7
Boston U.*	2	1-1	1.000	1-1	1.000	0-0	—	0	1	0	0	0	0	3
Lafayette*														
Navy*														
Holy Cross^														
Monmouth+														

* Patriot League game ^ Patriot League Tournament + NIT Games started in **bold**

#14 • BEN ROBERTSON • FRESHMAN • GUARD • 6-5 • 193 • HIGH POINT, N.C. • HIGH POINT CHRISTIAN

Long, athletic wing player who can run the floor and score at every level ... has the ability to finish above the rim ... good defender ... workhorse type player ... comes to Bucknell from a nationally ranked high school program that played top-notch competition.



2016-17

Made 1st career appearance in home state of North Carolina, playing 4 min. at Wake Forest ... scored 9 pts. (4-5 FG, 1-1 3FG) in just 7 min. at Butler.

HIGH SCHOOL/PERSONAL

Full name is Benjamin Tyler Robertson ... born Apr. 14, 1997 in Grand Island, Neb. ... lived in Grand Island until his freshman year in high school ... son of Michael and Angie Robertson ... has an older brother Chris and an older sister Stacia ... Stacia played basketball for High Point, and then professionally in Australia and Turkey ... she was the 2015 Big South Player of the Year and is now back at High Point as the women's basketball director of operations ... four-year varsity player at High Point Christian Academy ... three-time team captain ... all-conference selection ... helped team to the state playoffs all four years ... team was nationally ranked in 2015-16 ... played AAU ball for CP3 All-Stars, Team Winston and PSB Select ... major is undeclared.

ROBERTSON'S CAREER HIGHS

Points:	9	at Butler	11/19/2016
Rebounds:	2	at Wake Forest	11/13/2016
Assists:	0		
Steals:	0		
Blocks:	0		
FG Made:	4	at Butler	11/19/2016
FG Attempted:	5	at Butler	11/19/2016
3-pt FG Made:	1	at Butler	11/19/2016
3-pt FG Attempted:	1	at Butler	11/19/2016
FT Made:	0		
FT Attempted:	0		

ROBERTSON'S SEASON HIGHS

Points:	9	at Butler	11/19/2016
Rebounds:	2	at Wake Forest	11/13/2016
Assists:	0		
Steals:	0		
Blocks:	0		
FG Made:	4	at Butler	11/19/2016
FG Attempted:	5	at Butler	11/19/2016
3-pt FG Made:	1	at Butler	11/19/2016
3-pt FG Attempted:	1	at Butler	11/19/2016
FT Made:	0		
FT Attempted:	0		

ROBERTSON'S CAREER STATISTICS

Year	G	GS	Min.	Avg.	FGM	FGA	Pct.	3FGM	3FGA	Pct.	FTM	FTA	Pct.	OR	DR	Reb.	RPG	PF	DQ	A	TO	BK	ST	Pts.	PPG
2016-17	3	0	12	4.0	4	6	.667	1	1	1.000	0	0	.000	2	0	2	0.7	1	0	0	0	0	0	9	3.0
TOTAL	3	0	12	4.0	4	6	.667	1	1	1.000	0	0	.000	2	0	2	0.7	1	0	0	0	0	0	9	3.0

BEN ROBERTSON CAREER GAME-BY-GAME

ROBERTSON'S 2016-17 GAME-BY-GAME STATISTICS

Opponent	Min.	FG-A	Pct.	3FG-A	Pct.	FT-A	Pct.	RB	PF	A	TO	B	S	PTS
Manhattan														
Wake Forest	4	0-1	.000	0-0	—	0-0	—	2	0	0	0	0	0	0
Robert Morris	2	0-0	—	0-0	—	0-0	—	0	0	0	0	0	0	0
Butler	6	4-5	.800	1-1	1.000	0-0	—	0	1	0	0	0	0	9
Vanderbilt														
Norfolk State														
TBA														
Richmond														
La Salle														
Fairfield														
Siena														
Mt. St. Mary's														
Princeton														
Navy*														
Army*														
American*														
Holy Cross*														
Lehigh*														
Colgate*														
Loyola*														
Boston U.*														
Lafayette*														
Army*														
American*														
Holy Cross*														
Lehigh*														
Colgate*														
Loyola*														
Boston U.*														
Lafayette*														
Navy*														

* Patriot League game ^ Patriot League Tournament Games started in **bold**

#4 • NATE SESTINA • SOPHOMORE • CENTER • 6-8 • 234 • EMPORIUM, PA. • CAMERON COUNTY

Big, strong frontcourt player who blossomed into a Division I recruit as his prep career progressed ... attended a very small high school, but turned heads on the AAU and summer camp circuits ... versatile player who can score in the post or out on the perimeter ... has good quickness for a player of his size ... has a tremendous attitude and a load of potential ... expected to be fully recovered from a shoulder injury that ended his freshman year early ... traveled to Spain in the summer of 2016 for a basketball tour with Global Sports Academy.



2016-17

Was the first sub off the bench on opening night vs. Manhattan and logged 10 pts. (3-6 FG, 4-4 FT), 4 reb. in 15 min. ... set career high with 12 pts. (5-8 FG, 1-1 3FG, 1-1 FT) in just 12 min. at Wake Forest ... went 5-5 FG and had 10 pts. in only 7 min. vs. Robert Morris.

2015-16

Had his rookie season end prematurely due to a shoulder injury just as he was working his way into the rotation ... played in 4 games, with the last coming against Navy on Dec. 30 when he suffered the season-ending injury ... saw 7 min. of action on opening night vs. Shenandoah and recorded 2 pts., 2 reb., 2 asst. ... hit his first career 3FG at Princeton ... had a breakout game vs. Fairfield with 10 pts. (4-5 FG, 1-1 3FG, 1-1 FT), 2 stl. in 16 min. ... played 6 min. vs. Navy the next time out and went down with the injury.

HIGH SCHOOL/PERSONAL

Full name is Nathan Michael Sestina ... born May 12, 1997 in St. Mary's, Pa. ... parents are Donald and Rachelle Sestina ... youngest of five siblings (Jennifer, Jason, Kristin, Andrew) ... Andrew played basketball at Allegheny College ... mother was a swimmer at IUP ... grandfather, Richard Gaydos, played football at Carnegie Tech ... four-year basketball letterman at Cameron County High School ... first Division I player from Cameron County since the 1970s ... averaged 22 points and 14 rebounds per game and had 26 double-doubles in 28 games as a senior, when he earned first team all-state, all-district and all-league honors ... Big 30 and North Tier Player of the Year ... District 9 Co-Player of the Year ... named MVP of the Big 30 and District 9 All-Star Games ... had 28 points and 22 rebounds in the Big 30 game and 39 points and 17 rebounds in the D9 game ... helped team to two straight league titles ... as a senior his team was District 9 runner-up and a Sweet Sixteen participant in the state playoffs ... team won a game in the state tournament for the first time since 1972 ... finished with 1,703 career points and 955 rebounds ... broke his sister Kristin's school rebounding record ... played AAU basketball at a national level ... averaged 24 points and 12 rebounds for Basketball Stars of America the summer before signing with Bucknell ... undeclared major.

SESTINA'S CAREER HIGHS

Points:	12	at Wake Forest	11/13/2016
Rebounds:	4	three times	
Assists:	2	vs. Shenandoah	11/13/2015
Steals:	2	vs. Fairfield	12/27/2015
Blocks:	1	twice	
FG Made:	5	twice	
FG Attempted:	8	at Wake Forest	11/13/2016
3-pt FG Made:	1	three times	
3-pt FG Attempted:	1	five times	
FT Made:	4	vs. Manhattan	11/11/2016
FT Attempted:	4	vs. Manhattan	11/11/2016

SESTINA'S SEASON HIGHS

Points:	12	at Wake Forest	11/13/2016
Rebounds:	4	three times	
Assists:	1	twice	
Steals:	1	vs. Manhattan	11/11/2016
Blocks:	1	twice	
FG Made:	5	twice	
FG Attempted:	8	at Wake Forest	11/13/2016
3-pt FG Made:	1	at Wake Forest	11/13/2016
3-pt FG Attempted:	1	twice	
FT Made:	4	vs. Manhattan	11/11/2016
FT Attempted:	4	vs. Manhattan	11/11/2016

SESTINA'S CAREER STATISTICS

Year	G	GS	Min.	Avg.	FGM	FGA	Pct.	3FGM	3FGA	Pct.	FTM	FTA	Pct.	OR	DR	Reb.	RPG	PF	DQ	A	TO	BK	ST	Pts.	PPG
2015-16	4	0	32	8.0	6	11	.545	2	3	.667	1	1	1.000	1	4	5	1.3	7	0	3	4	0	2	15	3.8
2016-17	4	0	52	13.0	13	22	.591	1	3	.333	5	5	1.000	7	8	15	3.8	13	0	2	2	3	1	32	8.0
TOTAL	8	0	84	10.5	19	33	.576	3	6	.500	6	6	1.000	8	12	20	2.5	20	0	5	6	3	3	47	5.9

NATE SESTINA CAREER GAME-BY-GAME

SESTINA'S 2016-17 GAME-BY-GAME STATISTICS

Opponent	Min.	FG-A	Pct.	3FG-A	Pct.	FT-A	Pct.	RB	PF	A	TO	B	S	PTS
Manhattan	15	3-6	.500	0-1	.000	4-4	1.000	4	3	1	0	1	1	10
Wake Forest	12	5-8	.625	1-1	1.000	1-1	1.000	4	4	0	0	0	0	12
Robert Morris	7	5-5	1.000	0-0	—	0-0	—	4	3	0	1	1	0	10
Butler	18	0-3	.000	0-1	.000	0-0	—	3	3	1	1	1	0	0
Vanderbilt														
Norfolk State														
TBA														
Richmond														
La Salle														
Fairfield														
Siena														
Mt. St. Mary's														
Princeton														
Navy*														
Army*														
American*														
Holy Cross*														
Lehigh*														
Colgate*														
Loyola*														
Boston U.*														
Lafayette*														
Army*														
American*														
Holy Cross*														
Lehigh*														
Colgate*														
Loyola*														
Boston U.*														
Lafayette*														
Navy*														
Holy Cross^														
Monmouth+														

* Patriot League game ^ Patriot League Tournament Games started in **bold**

SESTINA'S 2015-16 GAME-BY-GAME STATISTICS

Opponent	Min.	FG-A	Pct.	3FG-A	Pct.	FT-A	Pct.	RB	PF	A	TO	B	S	PTS
Shenandoah	7	1-3	.333	0-1	.000	0-0	—	2	1	2	0	0	0	2
Wake Forest														
Robert Morris														
Manhattan														
Siena														
Penn State														
Columbia														
NC State														
Mt. St. Mary's														
Princeton	3	1-2	.500	1-1	1.000	0-0	—	1	2	0	1	0	0	3
Fairfield	16	4-5	.800	1-1	1.000	1-1	1.000	1	3	0	3	0	2	10
Navy*	6	0-1	.000	0-0	—	0-0	—	1	1	1	0	0	0	0
Army*														
American*														
Holy Cross*														
Lehigh*														
Colgate*														
Loyola*														
Boston U.*														
Lafayette*														
Army*														
American*														
Holy Cross*														
Lehigh*														
Colgate*														
Loyola*														
Boston U.*														
Lafayette*														
Navy*														
Holy Cross^														
Monmouth+														

* Patriot League game ^ Patriot League Tournament + NIT Games started in **bold**

#23 • ZACH THOMAS • JUNIOR • FORWARD • 6-7 • 228 • IJAMSVILLE, MD. • OAKDALE

Versatile forward who has played primarily at the “4” spot ... tremendous offensive player who can shoot, drive and pass ... size and skill makes him very difficult to defend ... biggest adjustment to the college game has been at the defensive end of the floor, but has made big strides there.



2016-17

Had a monster game on opening night vs. Manhattan, with 25 pts. (7-12 FG, 10-14 FT), 8 reb., 5 asst., 2 blk, 2 stl. ... 25 pts. tied his career high ... point total was the highest by a Bucknell player on opening night since Bryan Bailey scored 31 against Central Connecticut State on Nov. 16, 2001 ... led the team in scoring again at Wake Forest with 16 pts. (6-12 FG, 3-5 3FG) ... just missed a triple-double in an incredible performance vs. Robert Morris: 19 pts., 11 reb., 8 asst. ... became the first Bucknell player to record 60 points in the first three games of the season since Chris Simpson netted 62 to open the 1993-94 season.

2015-16

Appeared in 29 games with 12 starts at forward ... started the 1st 11 games of season at the 4 spot, and then primarily came off the bench after returning from an ankle injury ... was Bucknell's 3rd-leading scorer at 10.3 ppg and No. 2 rebounder at 5.7 rpg ... shot 46.6 FG%, 37.2 3FG%, 69.6 FT% ... scored in double figures 17 times and had double-figure rebounds 5 times (5 double-doubles) ... ranked 10th in the Patriot League in rebounding, 12th in 3FG%, 14th in FG%, 30th in scoring ... had a big game vs. Wake Forest with 18 pts. (7-12 FG, 2-5 3FG, 2-2 FT), 3 asst., 2 stl. in 29 min. ... scored 10 of team's first 12 pts. ... got out to another fast start at Robert Morris, scoring 8 of team's first 10 pts. en route to 19-pt. night ... posted 1st double-double of season with 15 pts., 10 reb. in win at Manhattan ... made then-career-high 8 FGs and had 20 pts., 6 reb., vs. Siena ... tallied 11 pts., 10 reb. vs. Columbia ... had a huge game at N.C. State, setting career highs with 25 pts. (9-16 FG, 4-5 3FG, 3-4 FT), 5 asst., 3 stl. ... limited to 4 min. vs. Fairfield and then missed the Navy home game and Army away game due to ankle injury ... was hobbled by the injury upon returning to the lineup as a reserve, before breaking out again with 11 pts., 8 reb., 2 blk. in win at Loyola ... followed that up with 13 pts., 7 reb. in win at Boston U. ... 11 pts., 8 reb. in home win over Lafayette ... big day in win at Holy Cross with 14 pts. (5-7 FG, 4-5 3FG), 10 reb. in 22 min. ... led team with 17 pts. (6-8 FG, 3-4 3FG, 2-2 FT) in home game vs. Lehigh ... double-double with 15 pts., 10 reb. at Colgate ... went 8-12 FT, tying career high for attempts ... had a huge game vs. Holy Cross in PL Quarterfinals, with 19 pts. (6-10 FG, 4-6 3FG, 3-4 FT), 10 reb., 3 asst. ... hit a go-ahead 3FG with 0:43 left in regulation and 2 big FTs with 0:09 left in the first OT period to put Bucknell up 3, but Holy Cross rallied both times and won in 2OT ... tallied 15 pts., 7 reb., 4 asst, 2 blk. in NIT game at Monmouth.

2014-15

After seeing limited action in November and December, burst into the rotation with a memorable 21-pt., 8-reb. performance against Lafayette on Jan. 7 ... was a frontcourt regular throughout Patriot League play, and he was a starter in the final nine games of the season ... played in 22 games in total, averaging 7.5 ppg and 3.8 rpg ... team's No. 3 scorer ... shot 45.9 FG%, 51.4 3FG% and 75.7 FT% ... made his first 6 collegiate 3FG attempts ... made 13 of 18 3FG attempts at home ... made collegiate debut at Michigan and recorded 2 pts., 2 reb. ... scored 4 pts. at Toledo ... had a dunk, 3 reb. and 1 asst. in 2 min. vs. Case Western ... breakout game came in home win over Lafayette, when he played 20 min. and piled up 21 pts. (7-11 FG, 4-4 3FG, 3-5 FT), 8 reb. and no TOs ... had just 8 pts. in 17 min. all season before the Lafayette game ... missed the following game at Holy Cross after injuring his thumb in practice ... returned vs. Navy and scored 5 pts., including a 3FG ... hit another 3FG to make him 6-6 on season and scored 8 pts. (3-3 FG) in home win over Army ... had a remarkable performance in a come-from-behind win over Lehigh ... scored 15 of his 19 pts. (5-7 FG, 3-3 3FG, 6-9 FT) in final 6:27 of game, including 12 in 1:46 as Bucknell rallied from 16 down with 9:00 to play ... recorded 1st career double-double with 12 pts. (1-2 FG, 10-12 FT), 11 reb. vs. Holy Cross ... hit 9-9 FT in 2nd half of that win ... made 1st career start in win at Navy ... hit 5-7 3FG and had 17 pts. in win at Army ... just missed a double-double with 13 pts., 9 reb. in home win over Loyola ... recorded 2nd double-double with 12 pts., 10 reb. (4-5 FG, 4-5 FT) in title-clinching win at American ... made postseason debut with 19 pts. (4-5 FG, 1-2 3FG, 10-12 FT) in win over Holy Cross ... tallied 15 pts. (4-6 FG, 2-3 3FG, 5-5 FT) along with 6 reb. in PL semifinals vs. Lafayette.

HIGH SCHOOL/PERSONAL

Full name is Zachary Ryan Thomas ... born June 21, 1996 in Maplewood, Minn. ... son of Eric and Maureen Thomas ... has an older brother, Kyle ... 2014 graduate of Oakdale High School ... broke school records for points (2,281) and rebounds (864) during an outstanding basketball career ... graduated as the No. 2 all-time scoring leader in Maryland public school history and as the all-time scoring leader in Frederick County ... averaged 25.0 points per game as a senior and 22.6 for his career ... single-game high was 45 points ... also averaged 9.5 rebounds, 3.0 assists and 2.0 blocks as a senior, when he led Oakdale to a 22-5 record and a berth in the state championship game ... team made the state semifinals with a 22-4 record in 2013 ... four-year team captain ... three-time Frederick News Post Player of the Year ... first team all-state in 2014 and fourth team all-state in 2013 ... named to DMV Elite All-Star Team ... Maryland Crab Ball Classic State All-Star ... Round Ball Classic All-Star ... named school's Male Scholar-Athlete of the Year ... played AAU ball for Mid-Atlantic Select ... also played two years of varsity soccer and was an honorable mention all-area selection in 2011 ... majoring in biomedical engineering ... member of 2015 and 2016 Patriot League Academic Honor Roll.

THOMAS' CAREER HIGHS

Points:	25	twice	
Rebounds:	11	twice	
Assists:	8	vs. Robert Morris	11/16/2016
Steals:	3	at N.C. State	12/5/2015
Blocks:	2	five times	
FG Made:	9	at N.C. State	12/5/2015
FG Attempted:	16	at N.C. State	12/5/2015
3-pt FG Made:	5	at Army	2/15/2015
3-pt FG Attempted:	8	at Lafayette	2/24/2016
FT Made:	10	three times	
FT Attempted:	14	vs. Manhattan	11/11/2016

THOMAS' SEASON HIGHS

Points:	25	vs. Manhattan	11/11/2016
Rebounds:	11	vs. Robert Morris	11/16/2016
Assists:	8	vs. Robert Morris	11/16/2016
Steals:	2	twice	
Blocks:	2	vs. Manhattan	11/11/2016
FG Made:	7	vs. Manhattan	11/11/2016
FG Attempted:	13	vs. Robert Morris	11/16/2016
3-pt FG Made:	3	at Wake Forest	11/13/2016
3-pt FG Attempted:	6	twice	
FT Made:	10	vs. Manhattan	11/11/2016
FT Attempted:	14	vs. Manhattan	11/11/2016

THOMAS' CAREER STATISTICS

Year	G	GS	Min.	Avg.	FGM	FGA	Pct.	3FGM	3FGA	Pct.	FTM	FTA	Pct.	OR	DR	Reb.	RPG	PF	DQ	A	TO	BK	ST	Pts.	PPG
2014-15	22	9	356	16.2	45	98	.459	18	35	.514	56	74	.757	21	63	84	3.8	36	0	19	29	6	8	164	7.5
2015-16	29	12	606	20.9	102	219	.466	32	86	.372	64	92	.696	32	133	165	5.7	66	1	42	47	13	20	300	10.3
2016-17	4	4	123	30.8	22	48	.458	8	20	.400	20	25	.800	4	23	27	6.8	9	0	16	14	2	5	72	18.0
TOTAL	55	25	1085	19.7	169	365	.463	58	141	.411	140	191	.733	57	219	276	5.0	111	1	77	90	21	33	536	9.7

ZACH THOMAS CAREER GAME-BY-GAME

THOMAS' 2016-17 GAME-BY-GAME STATISTICS

Opponent	Min.	FG-A	Pct.	3FG-A	Pct.	FT-A	Pct.	RB	PF	A	TO	B	S	PTS
Manhattan	33	7-12	.583	1-3	.333	10-14	.714	8	3	5	4	2	2	25
Wake Forest	30	6-12	.500	3-5	.600	1-1	1.000	3	4	1	3	0	0	16
Robert Morris	32	6-13	.462	2-6	.333	5-6	.833	11	1	8	3	0	1	19
Butler	28	3-11	.272	2-6	.333	4-4	1.000	5	1	2	4	0	2	12
Vanderbilt														
Norfolk State														
TBA														
Richmond														
La Salle														
Fairfield														
Siena														
Mt. St. Mary's														
Princeton														
Navy*														
Army*														
American*														
Holy Cross*														
Lehigh*														
Colgate*														
Loyola*														
Boston U.*														
Lafayette*														
Army*														
American*														
Holy Cross*														
Lehigh*														
Colgate*														
Loyola*														
Boston U.*														
Lafayette*														
Navy*														

* Patriot League game ^ Patriot League Tournament Games started in **bold**

THOMAS' 2015-16 GAME-BY-GAME STATISTICS

Opponent	Min.	FG-A	Pct.	3FG-A	Pct.	FT-A	Pct.	RB	PF	A	TO	B	S	PTS
Shenandoah	19	1-5	.200	0-3	.000	1-3	.333	6	1	4	1	2	0	3
Wake Forest	29	7-12	.583	2-5	.400	2-2	1.000	2	3	3	2	0	2	18
Robert Morris	24	7-14	.500	0-1	.000	5-5	1.000	6	3	1	2	0	1	19
Manhattan	27	4-9	.444	1-3	.333	6-9	.667	10	3	1	3	0	1	15
Siena	33	8-13	.615	1-4	.250	3-4	.750	6	2	0	2	0	1	20
Penn State	25	4-9	.444	1-3	.333	5-6	.833	4	3	0	2	0	1	14
Columbia	25	4-12	.333	1-7	.143	2-2	1.000	10	3	2	2	1	2	11
NC State	30	9-16	.563	4-5	.800	3-4	.750	3	2	5	3	0	3	25
Mt. St. Mary's	15	3-8	.375	0-2	.000	0-0	—	4	3	4	4	0	0	6
Princeton	24	6-12	.500	1-3	.333	3-4	.750	3	1	1	0	0	2	16
Fairfield	4	0-2	.000	0-0	—	0-0	—	1	0	0	1	0	0	0
Navy*														
Army*														
American*	9	0-1	.000	0-0	—	0-0	—	1	0	1	0	0	1	0
Holy Cross*	13	0-1	.000	0-0	—	0-2	.000	2	3	0	1	0	1	0
Lehigh*	11	0-3	.000	0-1	.000	0-0	—	3	3	0	1	0	0	0
Colgate*	10	1-1	1.000	0-0	—	1-2	.500	4	2	0	4	0	0	2
Loyola*	24	2-6	.333	2-4	.500	5-6	.833	8	3	0	0	2	1	11
Boston U.*	24	4-6	.667	1-2	.500	4-5	.800	7	5	1	3	0	0	13
Lafayette*	20	3-7	.429	1-3	.333	4-7	.571	8	3	2	1	0	1	11
Army*	18	1-4	.250	1-2	.500	1-2	.500	8	3	2	3	2	1	4
American*	15	2-4	.500	0-2	.000	0-1	.000	3	1	1	3	0	0	4
Holy Cross*	22	5-7	.714	4-5	.800	0-1	.000	10	1	1	0	1	0	14
Lehigh*	24	6-8	.750	3-4	.750	2-2	1.000	6	3	0	4	0	1	17
Colgate*	24	3-8	.375	1-3	.333	8-12	.667	10	1	1	0	1	0	15
Loyola*	17	4-9	.444	2-4	.500	0-1	.000	6	1	0	0	0	0	10
Boston U.*	9	3-4	.750	0-1	.000	0-0	—	1	3	0	1	0	0	6
Lafayette*	28	2-11	.182	1-8	.125	0-1	.000	8	3	3	0	1	0	5
Navy*	15	2-5	.400	0-1	.000	2-2	1.000	8	2	2	1	0	1	6
Holy Cross^	34	6-10	.600	4-6	.667	3-4	.750	10	4	3	0	1	0	19
Monmouth+	34	5-12	.417	1-4	.250	4-5	.800	7	1	4	3	2	0	15

* Patriot League game ^ Patriot League Tournament + NIT Games started in **bold**


THOMAS' 2014-15 GAME-BY-GAME STATISTICS

Opponent	Min.	FG-A	Pct.	3FG-A	Pct.	FT-A	Pct.	RB	PF	A	TO	B	S	PTS
Marist														
Michigan	5	0-0	—	0-0	—	2-2	1.000	2	1	0	1	0	0	2
Villanova														
Mt. St. Mary's														
Toledo	8	1-3	.333	0-0	—	2-2	1.000	1	0	0	1	0	0	4
UMES														
Penn State														
Fairfield														
Columbia	2	0-0	—	0-0	—	0-0	—	0	0	0	0	0	0	0
Albany														
Case Western	2	1-1	1.000	0-0	—	0-0	—	3	0	1	0	0	0	2
Wake Forest														
Siena														
American*														
Colgate*														
Lafayette*	20	7-11	.636	4-4	1.000	3-5	.600	8	2	1	0	0	0	21
Holy Cross*														
Navy*	17	2-5	.400	1-1	1.000	0-0	—	2	0	0	1	0	0	5
Army*	13	3-3	1.000	1-1	1.000	1-2	.500	3	0	0	2	0	0	8
Loyola*	5	0-1	.000	0-1	.000	0-0	—	0	2	0	1	0	0	0
Boston U.*	9	1-3	.333	0-0	.000	0-0	—	0	2	2	1	0	2	2
Lehigh*	20	5-7	.714	3-3	1.000	6-9	.667	4	3	0	0	0	0	19
Colgate*	8	0-0	—	0-0	—	0-0	—	2	1	0	3	0	0	0
Lafayette*	10	0-4	.000	0-4	.000	0-0	—	1	2	1	0	0	0	0
Holy Cross*	19	1-2	.500	0-0	—	10-12	.833	11	1	1	0	0	1	12
Navy*	22	1-3	.333	0-0	—	1-2	.500	5	1	0	3	0	0	3
Army*	26	6-11	.545	5-7	.714	3-4	.750	3	3	2	4	1	2	17
Loyola*	31	4-9	.444	1-3	.333	4-7	.571	9	3	1	1	1	0	13
Boston U.*	17	0-4	.000	0-1	.000	2-2	1.000	5	3	2	1	0	0	2
Lehigh*	17	1-8	.125	0-2	.000	4-5	.800	2	1	2	0	0	1	6
American*	33	4-5	.800	0-0	—	4-5	.800	10	3	3	3	1	1	12
Holy Cross^	30	4-5	.800	1-2	.500	10-12	.833	3	2	0	3	1	0	19
Lafayette^	27	4-6	.667	2-3	.667	5-5	1.000	6	3	1	2	1	0	15
Temple+	18	0-7	.000	0-3	.000	2-4	.500	4	3	2	2	1	1	2

* Patriot League game ^ Patriot League Tournament + NIT Games started in **bold**

#11 • AVI TOOMER • FRESHMAN • GUARD • 6-3 • 187 • ATLANTA, GA. • GRADY

Brings excellent speed and quickness to the Bucknell backcourt ... has the ability to shoot off the dribble ... has improved his outside shot and also likes to get to the basket ... has the potential to be an outstanding defender.



2016-17

Debuted on opening night vs. Manhattan and made his only FG attempt in 6 min.

HIGH SCHOOL/PERSONAL

Full name is Avi Christopher Khari Toomer ... born Sept. 19, 1997 in Cincinnati, Ohio ... parents are Dwayne Toomer and Tracey Martin-Toomer ... has a sister, Ayanna ... 2016 graduate of Grady High School ... as a senior was named Region 6AAAA Player of the Year and First Team All-State after leading his team to the state semifinals and a school-record 28 wins ... averaged 23.6 points, 9.5 rebounds, 2.8 assists and 2.7 steals per game as a senior ... shot 66% from the field and 50% from 3-point range ... graduated with more than 1,500 points, 500 rebounds and 200 assists ... had a 52-point game, which was the highest in the state of Georgia that season ... as a junior in 2015 earned First Team All-Region 6AAAA honors and was runner-up for 6AAAA Player of the Year ... 2015 *Atlanta Journal Constitution* Second Team All-State ... team MVP after tallying 19.8 points, 7.6 rebounds, 2.2 assists per game ... Second Team All-Region as a sophomore in 2014 ... played AAU ball for the Georgia Heat and was team MVP from 2011-14 ... also played for the Atlanta Express ... major is undeclared.

TOOMER'S CAREER HIGHS

Points:	2	vs. Manhattan	11/11/2016
Rebounds:	3	vs. Robert Morris	11/17/2016
Assists:	1	at Wake Forest	11/13/2016
Steals:	1	vs. Robert Morris	11/17/2016
Blocks:	1	vs. Robert Morris	11/17/2016
FG Made:	1	vs. Manhattan	11/11/2016
FG Attempted:	3	vs. Robert Morris	11/17/2016
3-pt FG Made:	0		
3-pt FG Attempted:	2	vs. Robert Morris	11/17/2016
FT Made:	0		
FT Attempted:	2	vs. Robert Morris	11/17/2016

TOOMER'S SEASON HIGHS

Points:	2	vs. Manhattan	11/11/2016
Rebounds:	3	vs. Robert Morris	11/17/2016
Assists:	1	twice	
Steals:	1	vs. Robert Morris	11/17/2016
Blocks:	1	vs. Robert Morris	11/17/2016
FG Made:	1	vs. Manhattan	11/11/2016
FG Attempted:	3	vs. Robert Morris	11/17/2016
3-pt FG Made:	0		
3-pt FG Attempted:	2	vs. Robert Morris	11/17/2016
FT Made:	0		
FT Attempted:	2	vs. Robert Morris	11/17/2016

TOOMER'S CAREER STATISTICS

Year	G	GS	Min.	Avg.	FGM	FGA	Pct.	3FGM	3FGA	Pct.	FTM	FTA	Pct.	OR	DR	Reb.	RPG	PF	DQ	A	TO	BK	ST	Pts.	PPG
2016-17	4	0	36	9.0	1	6	.167	0	2	.000	0	2	.000	1	3	4	1.0	1	0	2	2	1	1	2	0.5
TOTAL	4	0	36	9.0	1	6	.167	0	2	.000	0	2	.000	1	3	4	1.0	1	0	2	2	1	1	2	0.5

AVI TOOMER CAREER GAME-BY-GAME

TOOMER'S 2016-17 GAME-BY-GAME STATISTICS

Opponent	Min.	FG-A	Pct.	3FG-A	Pct.	FT-A	Pct.	RB	PF	A	TO	B	S	PTS
Manhattan	6	1-1	1.000	0-0	—	0-0	—	1	0	0	1	0	0	2
Wake Forest	4	0-1	.000	0-0	—	0-0	—	0	0	1	0	0	0	0
Robert Morris	12	0-3	.000	0-2	.000	0-2	.000	3	1	0	1	1	0	0
Butler	14	0-1	.000	0-0	—	0-0	—	0	0	1	0	0	0	0
Vanderbilt														
Norfolk State														
TBA														
Richmond														
La Salle														
Fairfield														
Siena														
Mt. St. Mary's														
Princeton														
Navy*														
Army*														
American*														
Holy Cross*														
Lehigh*														
Colgate*														
Loyola*														
Boston U.*														
Lafayette*														
Army*														
American*														
Holy Cross*														
Lehigh*														
Colgate*														
Loyola*														
Boston U.*														
Lafayette*														
Navy*														

* Patriot League game ^ Patriot League Tournament Games started in bold

GAME 1
MANHATTAN.....64
BUCKNELL.....76

SOJKA PAVILION • LEWISBURG, PA. • FRIDAY, NOV. 11, 2016

Official Basketball Box Score -- Game Totals -- Final Statistics
Manhattan vs Bucknell
11/11/16 7 p.m. at Lewisburg, Pa. (Sojka Pavilion)

Manhattan 64 • 0-1

#	Player	Total		3-Ptr		Rebounds			PF	TP	A	TO	Blk	Stl	Min
		FG-FGA	FG-FGA	FT-FTA	Off	Def	Tot								
04	Waterman, Zane	f	3-9	1-4	0-1	2	5	7	2	7	0	2	0	1	28
15	Ismail, Ahmed	f	3-5	0-0	3-4	4	5	9	3	9	1	1	1	0	18
00	Council, Na'Quan	g	3-3	2-2	0-0	0	1	1	1	8	0	2	0	1	14
03	Turner, Zavier	g	2-13	1-5	5-6	2	2	4	2	10	3	3	0	2	31
22	Capuano, Thomas	g	4-10	3-5	0-0	0	2	2	4	11	5	3	0	3	30
01	Ojo, Ak	g	1-2	0-0	1-2	0	0	0	3	3	0	1	0	0	12
05	Wilson, Tyler	g	0-0	0-0	1	0	1	0	0	0	1	4	0	0	16
11	Walker Jr., Aaron	g	2-9	1-5	3-6	2	4	6	4	8	1	3	0	2	19
12	Peart, Zavier	g	1-3	0-0	0-0	2	1	3	4	2	0	0	1	0	6
14	Crawford, Calvin	g	3-7	0-0	0-0	4	2	6	2	6	0	2	0	1	17
52	Usilo, Samson	g	0-1	0-1	0-0	1	1	2	1	0	0	2	0	0	9
	Team					1	3	4							
	Totals		22-62	8-22	12-19	19	26	45	26	64	11	24	2	10	200

FG % 1st Half: 11-33 33.3% 2nd half: 11-29 37.9% Game: 22-62 35.5%
 3FG % 1st Half: 4-13 30.8% 2nd half: 3-9 33.3% Game: 8-22 36.4%
 FT % 1st Half: 5-10 50.0% 2nd half: 7-9 77.8% Game: 12-19 63.2%

Deadball Rebounds 2,2

Bucknell 76 • 1-0

#	Player	Total		3-Ptr		Rebounds			PF	TP	A	TO	Blk	Stl	Min
		FG-FGA	FG-FGA	FT-FTA	Off	Def	Tot								
23	Thomas, Zach	f	7-12	1-3	10-14	1	7	8	3	25	5	4	2	2	33
20	Foulland, Nana	c	3-4	0-0	2-8	2	4	6	4	8	0	3	0	1	22
01	Mackenzie, Kimbal	g	0-4	0-2	1-2	0	0	0	0	1	2	0	0	2	33
02	Brown, Stephen	g	4-10	1-2	2-2	1	4	5	4	11	6	2	0	4	34
15	Jones, Nate	g	2-5	1-4	0-0	1	0	1	1	5	4	1	0	3	31
00	MacLeay, D.J.	g	1-3	0-0	0-0	0	1	1	3	2	0	0	1	0	8
04	Sestina, Nate	g	3-6	0-1	4-4	1	3	4	3	10	1	0	1	1	15
05	Azzinaro, John	g	1-2	1-2	0-0	0	0	0	0	3	0	1	0	1	3
11	Toomer, Avi	g	1-1	0-0	0-0	0	1	1	0	2	0	1	0	0	6
13	Moore, Bruce	g	0-1	0-0	0-0	1	0	1	2	0	0	1	2	0	3
22	O'Reilly, Matt	g	3-4	3-4	0-2	0	2	2	0	9	0	2	0	0	12
	Team					0	2	2							
	Totals		25-52	7-18	19-32	7	24	31	20	76	18	15	6	14	200

FG % 1st Half: 11-27 40.7% 2nd half: 14-25 56.0% Game: 25-52 48.1%
 3FG % 1st Half: 4-9 44.4% 2nd half: 3-9 33.3% Game: 7-18 38.9%
 FT % 1st Half: 9-18 50.0% 2nd half: 10-14 71.4% Game: 19-32 59.4%

Deadball Rebounds 5,2

Officials: Steve Ruppenthal, James Salamone, and Joseph Palacz
 Technical fouls: Manhattan-None. Bucknell-None.
 Attendance: 2763

Score by periods	1st	2nd	Total
Manhattan	31	33	64
Bucknell	35	41	76

GAME 2
BUCKNELL.....74
WAKE FOREST.....94

LJVM COLISEUM • WINSTON-SALEM, N.C. • SUNDAY, NOV. 13, 2016

Official Basketball Box Score -- Game Totals -- Final Statistics
Bucknell vs Wake Forest
11/13/16 2:00 p.m. at Winston-Salem, N.C. (LJVM Coliseum)

Bucknell 74 • 1-1

#	Player	Total		3-Ptr		Rebounds			PF	TP	A	TO	Blk	Stl	Min
		FG-FGA	FG-FGA	FT-FTA	Off	Def	Tot								
23	Thomas, Zach	f	6-12	3-5	1-1	1	2	3	4	16	1	3	0	0	30
20	Foulland, Nana	c	5-9	0-0	0-1	1	7	8	3	10	0	2	2	1	23
01	Mackenzie, Kimbal	g	6-12	2-4	1-2	2	0	2	2	15	1	1	0	4	30
02	Brown, Stephen	g	2-5	0-2	1-2	0	3	3	0	5	5	2	0	0	31
15	Jones, Nate	g	3-6	1-3	1-1	1	0	1	0	8	2	2	0	0	29
00	MacLeay, D.J.	g	1-3	0-2	0-1	2	3	5	4	2	0	0	0	0	8
04	Sestina, Nate	g	5-8	1-1	1-1	3	1	4	4	12	0	0	0	0	12
05	Azzinaro, John	g	1-4	1-2	0-0	0	0	0	0	1	3	1	0	0	12
11	Toomer, Avi	g	0-1	0-0	0-0	0	0	0	0	0	1	0	0	0	4
13	Moore, Bruce	g	1-3	1-3	0-0	1	0	1	5	3	0	0	0	0	8
14	Robertson, Ben	g	0-1	0-0	0-0	2	0	2	0	0	0	0	0	0	4
22	O'Reilly, Matt	g	0-3	0-3	0-0	0	0	0	1	0	1	0	0	0	9
	Team					2	1	3							
	Totals		30-67	9-25	5-9	15	17	32	24	74	12	10	2	5	200

FG % 1st Half: 12-34 35.3% 2nd half: 18-33 54.5% Game: 30-67 44.8%
 3FG % 1st Half: 6-16 37.5% 2nd half: 3-9 33.3% Game: 9-25 36.0%
 FT % 1st Half: 3-5 60.0% 2nd half: 2-4 50.0% Game: 5-9 55.6%

Deadball Rebounds 1

Wake Forest 94 • 2-0

#	Player	Total		3-Ptr		Rebounds			PF	TP	A	TO	Blk	Stl	Min
		FG-FGA	FG-FGA	FT-FTA	Off	Def	Tot								
20	John Collins	f	4-10	0-0	11-14	5	4	9	3	19	0	1	1	2	24
34	Austin Arias	f	3-7	3-6	1-1	1	3	4	2	10	0	2	0	1	22
44	Dinos Mitoglou	g	3-8	2-5	3-3	3	4	7	4	11	0	3	2	0	21
01	Mitchell Wilbekin	g	5-7	3-4	0-0	1	3	4	1	13	1	0	0	0	28
13	Bryant Crawford	g	3-9	0-3	2-2	0	3	3	3	8	0	0	1	1	31
00	Brandon Childress	g	2-4	0-1	3-3	0	2	2	0	7	5	0	0	0	18
01	Keyshawn Woods	g	8-9	5-6	1-2	1	3	4	1	22	2	0	0	0	27
04	Doral Moore	g	0-0	0-0	2-2	0	2	2	1	2	0	2	3	0	12
11	Greg McClinton	g	1-3	0-0	0-2	3	0	3	1	2	0	1	0	0	13
33	Rich Washington	g	0-1	0-1	0-0	0	0	0	0	0	0	0	0	0	3
43	Trent VanHorn	g	0-0	0-0	0-0	0	0	0	0	0	0	0	0	0	1
	Team					1	1	2							
	Totals		29-58	13-26	23-29	15	25	40	16	94	16	9	6	4	200

FG % 1st Half: 13-28 46.4% 2nd half: 16-30 53.3% Game: 29-58 50.0%
 3FG % 1st Half: 7-14 50.0% 2nd half: 6-12 50.0% Game: 13-26 50.0%
 FT % 1st Half: 14-17 82.4% 2nd half: 9-12 75.0% Game: 23-29 79.3%

Deadball Rebounds 3

Officials: Ron Groover, Bert Smith, Tim Nestor
 Technical fouls: Bucknell-None. Wake Forest-None.
 Attendance: 6541

Score by periods	1st	2nd	Total
Bucknell	33	41	74
Wake Forest	47	47	94

GAME 3
ROBERT MORRIS.....62
BUCKNELL.....75

SOJKA PAVILION • LEWISBURG, PA. • WEDNESDAY, NOV. 17, 2016

Official Basketball Box Score -- Game Totals -- Final Statistics
Robert Morris vs Bucknell
11/16/16 7 p.m. at Lewisburg, Pa. (Sojka Pavilion)

Robert Morris 62 • 0-3

#	Player	Total		3-Ptr		Rebounds			PF	TP	A	TO	Blk	Stl	Min
		FG-FGA	FG-FGA	FT-FTA	Off	Def	Tot								
24	Tate, Aaron	f	1-2	0-0	0-0	1	4	5	2	2	2	0	0	0	24
05	Burke, Braden	c	2-5	0-0	0-0	0	2	2	4	4	0	1	1	1	14
01	Still, Isaiah	g	2-9	1-4	3-4	1	1	2	0	8	4	4	0	2	30
03	Stewart, Kavon	g	3-11	0-1	2-4	0	4	4	1	8	3	5	0	0	28
11	Burke, Dachon	g	1-4	0-0	2-2	2	2	4	0	4	1	1	1	1	20
04	Allen, Clive	g	1-3	0-0	0-0	0	1	1	2	2	0	3	1	0	15
20	Giles, Billy	g	8-10	0-0	2-2	2	4	6	1	18	0	0	0	0	24
23	McConnell, Matty	g	5-7	3-5	0-0	0	1	1	2	13	1	2	0	1	17
23	Mantovani, Roberto	g	0-3	0-0	0-0	2	4	6	2	0	1	1	0	1	18
42	Wright, Lorenzo	g	1-3	1-3	0-0	0	0	0	1	3	0	2	0	0	10
	Team					2	2	4							
	Totals		24-57	5-13	9-12	10	25	35	15	62	12	19	3	6	200

FG % 1st Half: 9-30 30.0% 2nd half: 15-27 55.6% Game: 24-57 42.1%
 3FG % 1st Half: 2-6 33.3% 2nd half: 3-7 42.9% Game: 5-13 38.5%
 FT % 1st Half: 3-4 75.0% 2nd half: 6-8 75.0% Game: 9-12 75.0%

Deadball Rebounds 1

Bucknell 75 • 2-1

#	Player	Total		3-Ptr		Rebounds			PF	TP	A	TO	Blk	Stl	Min
		FG-FGA	FG-FGA	FT-FTA	Off	Def	Tot								
23	Thomas, Zach	f	6-13	2-6	5-6	2	9	11	1	19	8	3	0	1	32
20	Foulland, Nana	c	10-14	0-0	3-5	4	6	10	2	23	2	3	5	3	30
01	Mackenzie, Kimbal	g	2-6	0-3	2-2	1	0	1	2	6	2	3	0	1	35
02	Brown, Stephen	g	1-4	1-2	0-0	0	1	1	5	3	4	1	0	1	19
15	Jones, Nate	g	2-6	0-3	3-3	0	0	0	1	7	1	1	0	0	31
00	MacLeay, D.J.	g	1-1	0-0	0-0	0	3	3	0	2	0	0	0	0	5
04	Sestina, Nate	g	5-5	0-0	0-0	3	1	4	3	10	0	1	1	0	7
05	Azzinaro, John	g	0-4	0-2	0-0	0	0	0	0	0	0	0	0	0	12
11	Toomer, Avi	g	0-3	0-2	0-2	1	2	3	1	0	0	1	1	1	5
13	Moore, Bruce	g	0-0	0-0	2-2	0	0								

2016-17 BUCKNELL ALPHABETICAL ROSTER

No.	Name	Cl.	Pos.	Ht.	Wt.	Hometown/Secondary School
5	*** John Azzinaro	Sr.	G	5-11	180	San Antonio, Texas/Brennan
2	** Stephen Brown	Jr.	G	5-11	165	Manassas, Va./Christ Chapel
20	** Nana Foulland	Jr.	C	6-9	230	Reading, Pa./Berks Catholic
15	* Nate Jones	So.	G	6-5	205	Radford, Va./Radford
1	* Kimbal Mackenzie	So.	G	6-1	190	Oakville, Ontario/John Carroll (Md.)
13	Bruce Moore	Fr.	F	6-8	210	Randallstown, Md./McDonogh
0	*** D.J. MacLeay	Sr.	F	6-7	235	San Antonio, Texas/Reagan
44	*** Ben Oberfeld	Sr.	C	6-9	247	Eagan, Minn./Eastview
22	* Matt O'Reilly	So.	G	6-3	200	Moraga, Calif./Prolific Prep Academy
14	Ben Robertson	Fr.	G	6-5	193	High Point, N.C./High Point Christian
4	* Nate Sestina	So.	C	6-8	234	Emporium, Pa./Cameron County
23	** Zach Thomas	Jr.	F	6-7	228	Ijamsville, Md./Oakdale
11	Avi Toomer	Fr.	G	6-3	187	Atlanta, Ga./Grady

2016-17 BUCKNELL NUMERICAL ROSTER

No.	Name	Cl.	Pos.	Ht.	Wt.	Hometown/Secondary School
0	*** D.J. MacLeay	Sr.	F	6-7	235	San Antonio, Texas/Reagan
1	* Kimbal Mackenzie	So.	G	6-1	190	Oakville, Ontario/John Carroll (Md.)
2	** Stephen Brown	Jr.	G	5-11	165	Manassas, Va./Christ Chapel
4	* Nate Sestina	So.	C	6-8	234	Emporium, Pa./Cameron County
5	*** John Azzinaro	Sr.	G	5-11	180	San Antonio, Texas/Brennan
11	Avi Toomer	Fr.	G	6-3	187	Atlanta, Ga./Grady
13	Bruce Moore	Fr.	F	6-8	210	Randallstown, Md./McDonogh
14	Ben Robertson	Fr.	G	6-5	193	High Point, N.C./High Point Christian
15	* Nate Jones	So.	G	6-5	205	Radford, Va./Radford
20	** Nana Foulland	Jr.	C	6-9	230	Reading, Pa./Berks Catholic
22	* Matt O'Reilly	So.	G	6-3	200	Moraga, Calif./Prolific Prep Academy
23	** Zach Thomas	Jr.	F	6-7	228	Ijamsville, Md./Oakdale
44	*** Ben Oberfeld	Sr.	C	6-9	247	Eagan, Minn./Eastview

* Letters won

Head Coach: Nathan Davis (Randolph-Macon '97, 1st season)**Assistant Coaches:** Paul Harrison (Washington & Lee '93), John Griffin (Bucknell '08), Joe Meehan (Lebanon Valley '12)**Manager of Basketball Operations:** Johnathan Brown (Dominican '14)**PRONUNCIATIONS**

Azzinaro	azz-i-NAIR-o
Nana Foulland	NON-a FOUL-and
MacLeay	ma-CLAY
Oberfeld	OH-ber-feld
Sestina	ses-TEEN-a
Sojka Pavilion (home court)	SOY-ka
Avi Toomer	AH-vee TOO-mer



D.J. MACLEARY
SR • F • 6-7 • 235 **0**
SAN ANTONIO, TEXAS



KIMBAL MACKENZIE
SO • G • 6-1 • 190 **1**
OAKVILLE, ONTARIO



STEPHEN BROWN
JR • G • 5-11 • 165 **2**
MANASSAS, VA.



NATE SESTINA
SO • F/C • 6-8 • 234 **4**
EMPORIUM, PA.



JOHN AZZINARO
SR • G • 5-11 • 180 **5**
SAN ANTONIO, TEXAS



AVI TOOMER
FR • G • 6-3 • 187 **11**
ATLANTA, GA.



BRUCE MOORE
FR • F • 6-8 • 210 **13**
RANDALLSTOWN, MD.




BEN ROBERTSON
FR • G • 6-5 • 193 **14**
HIGH POINT, N.C.



NATE JONES
SO • G • 6-5 • 205 **15**
RADFORD, VA.




NANA FOULLAND
JR • C • 6-9 • 230 **20**
READING, PA.



MATT O'REILLY
SO • G • 6-3 • 200 **22**
MORAGA, CALIF.



ZACH THOMAS
JR • F • 6-7 • 228 **23**
IJAMSVILLE, MD.



BEN OBERFELD
SR • C • 6-9 • 247 **44**
EAGAN, MINN.



NATHAN DAVIS
HEAD COACH
2ND SEASON



PAUL HARRISON
ASSISTANT COACH
2ND SEASON



JOHN GRIFFIN
ASSISTANT COACH
2ND SEASON



JOE MEEHAN
ASSISTANT COACH
2ND SEASON



JOHNATHAN BROWN
MANAGER OF BASKETBALL OPS.
1ST SEASON