



Gregg Ellis, Assistant Media Relations Director
 Humphrey Coliseum, Room 202 | 55 Coliseum Boulevard
 Mississippi State, MS 39762 | Fax: 662.325.3654
 Office: 662-325-3595 | Cell: 662-322-0145
 E-Mail: gellis@athletics.msstate.edu | www.hailstate.com
 Twitter: @mstateMBK; @msuhoopsgregg; @RickRay1
 Facebook: www.facebook.com/mstateMBK

10 NCAA Appearances | 1 Final Four | 6 SEC Championships | 3 SEC Tournament Titles | 18 Postseason Appearances

At A Glance

When:..... Saturday, February 23, 2013
Where:..... Starkville, Miss.
Venue:..... Humphrey Coliseum (10,500)
Time:..... 12:47 p.m.
TV:..... SEC Network
Talent: Dave Baker, Jon Sundvold
Sirus/XM:..... 93/199
Series:..... Vanderbilt leads, 74-45
Last Meeting:..... 78-77 OT, MSU (1-21-12)

2012-13 Schedule/Results

NOVEMBER

9	at Troy	L, 56-53
13	FLORIDA ATLANTIC <i>Maui Invitational (Maui, Hawaii)</i>	W, 78-58
19	vs. North Carolina (ESPN2)	L, 95-49
20	vs. Marquette (ESPN2)	L, 89-62
21	vs. Texas (ESPNU)	L, 69-55
27	ALCORN STATE	W, 60-42

DECEMBER

SEC/Big East Challenge (Providence, RI)

1	at Providence (ESPNU)	L, 73-63
4	TEXAS-SAN ANTONIO	W, 53-42
15	at Loyola-Chicago	L, 59-51
22	vs. Central Arkansas [^]	W, 79-72
30	ALABAMA A&M (CSS)	L, 59-57

JANUARY

3	NEW ORLEANS (CSS)	W, 97-46
9	SOUTH CAROLINA (ESPN3)	W, 56-54
12	at Georgia (SEC Network)	W, 72-61
16	ALABAMA (CSS)	L, 75-43
19	at Tennessee (SEC Network)	L, 72-57
23	at Arkansas (CSS)	L, 96-70
26	FLORIDA (ESPN2)	L, 82-47
30	TEXAS A&M (CSS)	L, 55-49 OT

FEBRUARY

2	LSU (FSN)	L, 69-68
6	at Ole Miss (CSS)	L, 93-75
9	at Florida (Fox Sports South)	L, 83-58
13	MISSOURI (SEC Network)	L, 78-36
16	at LSU (ESPNU)	L, 80-68
20	at Alabama (SEC Network)	L, 64-56
23	VANDERBILT (SEC Network)	12:30 p.m.
27	at Kentucky (SEC Network)	7 p.m.

MARCH

2	OLE MISS (FSN)	4 p.m.
6	at South Carolina (ESPN3)	6 p.m.
9	AUBURN (Fox Sports South)	4:30 p.m.
13-17	SEC Tournament (SEC Network/ABC)	TBA

[^] - Jackson, Miss (Mississippi Coliseum)



MISSISSIPPI STATE BULLDOGS (7-18, 2-11)

Head Coach: Rick Ray (Grand View [IA], 1994)
MSU Record: 7-18, 1st year
Career Record: Same



Vanderbilt COMMODORES (10-15, 4-9)

Head Coach: Kevin Stallings (Purdue, 1982)
Vanderbilt Record: 271-174, 14th year
Career Record: 394-237, 20th year

WHAT TO NOTE AS MSU PLAYS VANDERBILT . . .

- ✓ Mississippi State and Vanderbilt have split their last 10 meetings overall. In the last 10 outings in Starkville, the Bulldogs are 8-2.
- ✓ The Commodores won their last trip to Humphrey Coliseum to snap their 8-game slide dating back to 1995.
- ✓ The last five games in this series have been decided by 5.4 points.
- ✓ Mississippi State currently has two players on its roster from Tennessee — **Jalen Steele** (Knoxville) and **Andre Applewhite** (Memphis).
- ✓ Wednesday's loss at Alabama was the Bulldogs' 11th in a row, which ties for the second-longest streak in school history. MSU also lost 11 straight from Dec. 12, 1981-Jan. 23, 1982. The record is 14 from Jan. 7, 1955, to Feb. 21, 1955.
- ✓ The 11-straight SEC losses tie for the second-longest in school history. Twice, the Bulldogs have dropped 11 conference affairs in a row — Feb. 20, 1985-Jan. 22, 1986 and Jan. 7, 1955-Feb. 19, 1955.
- ✓ In the last four games, senior walk-on guard **Baxter Price** has logged 42 minutes. In the previous 38 games he appeared in, he totaled 52 minutes.
- ✓ In his last five games, freshman forward **Gavin Ware** is 21-of-33 shooting (.636).
- ✓ When Craig Sword's baseline jumper against Alabama on Wednesday gave MSU a 2-0 advantage with 19:18 to play in the first half, it marked the first time in 115 minutes, 46 seconds that the Bulldogs held a lead.
- ✓ MSU is 0-15 on the year when trailing at the half and 0-13 when foes shoot 45% or better.
- ✓ After four-straight opponents (Ole Miss, Florida, Missouri and LSU) shot 50 percent or better from the floor, MSU held Alabama to just 39.2 percent shooting (20-51).
- ✓ Sophomore forward **Roquez Johnson** is suspended indefinitely.
- ✓ Due to injuries, MSU has lost freshmen **Andre Applewhite** (ACL) and **Jacoby Davis** (ACL) for the year. Senior forward **Wendell Lewis** is out indefinitely with a fractured right patella.

MSU'S PROJECTED STARTING 5



G•32•FR
Craig Sword
 P: 10.0
 R: 2.9
 A: 1.9
 S: 1.6



G•1•FR
Fred Thomas
 P: 9.6
 R: 3.4
 A: 1.2
 S: 1.6



G•4•SO
Trivante Bloodman
 P: 6.1
 R: 3.1
 A: 2.5
 S: 1.3



F•20•FR
Gavin Ware
 P: 8.9
 R: 6.7
 B: 0.8
 S: 0.6



F•3•JR
Colin Borchert
 P: 8.1
 R: 4.8
 B: 1.4
 S: 1.3

2012-13 MISSISSIPPI STATE PLAYER BREAKDOWN

Statistical Comparison

2012-13 Stats	MSU	VANDY
2012-13 Record.....	7-18	10-15
Conference Record	2-11	4-9
Scoring	60.5	59.6
Scoring Defense	68.9	60.9
Scoring Margin	-8.4	-1.3
Field Goal Pct.	40.6	41.3
Opp. FG Pct.	43.9	41.6
3-Point FG Pct.	27.9	35.8
Opp. 3-Point FG Pct.	34.8	31.9
Free Throw Pct.	65.4	60.8
Opp. FT Pct.	67.7	70.5
Rebounding Average	33.5	32.2
Opp. Rebounding Avg.	36.5	34.0
Rebound Margin	-3.0	-1.8
Assists	9.7	11.6
Turnovers	17.4	13.1
Turnover Margin	-1.9	-0.9
Steals.....	8.0	5.4
Blocked Shots.....	3.8	3.5

Statistical Leaders

Scoring

MSU	PPG	OPP	PPG
Sword	10.0	Johnson	13.8
Steele	9.7	Odom	10.4

Rebounding

MSU	RPG	OPP	RPG
Ware	6.7	Bright	5.6
Borchert.....	4.8	Odom	4.1

Assists

MSU	APG	OPP	APG
Bloodman	2.5	Johnson	3.4
Sword	1.9	Fuller	2.0

Blocks

MSU	BPG	OPP	BPG
Borchert.....	1.4	Henderson	0.8
Ware	0.8	Odom.....	0.6

Steals

MSU	SPG	OPP	SPG
Sword	1.6	Johnson	1.2
Thomas.....	1.6	Henderson/Fuller.....	0.7

Field Goal Percentage (160 minimum)

MSU	FG%	OPP	FG%
Ware	56.2	Johnson	42.7
Sword	39.6	Fuller	39.6

3-Point FG Percentage (60 minimum)

MSU	3FG%	OPP	3FG%
Steele	34.9	Bright	39.8
Borchert.....	29.4	Odom	36.3

Free Throw Percentage (85 minimum)

MSU	FT%	OPP	FT%
Bloodman	75.3	Johnson	69.7
Johnson	59.8	Odom	67.9

A CLOSER LOOK AT THE VANDERBILT SERIES

Vanderbilt leads the overall series 74-45, but MSU leads 31-22 in Starkville.

Here is a look at the last 10 games . . .

Year	Where	Score
2012	Nashville	MSU, 78-77 OT
2011	Atlanta	VU, 87-81
2011	Starkville	VU, 81-74
2010	Nashville	MSU, 62-52
2010	Nashville	VU, 75-72
2009	Starkville	MSU, 73-66
2008	Nashville	VU, 86-85 OT
2007	Starkville	MSU, 83-70
2006	Nashville	VU, 80-52
2005	Starkville	MSU, 60-54

FEBRUARY RECORD LAST 25 YEARS

Dating back to the 1987-88 season when Richard Williams was overseeing the program, Mississippi State owns a composite ledger of 93-96 (.492) in February. Last year, MSU was 3-5 in February.

SCOUTING VANDERBILT

Vanderbilt's bid to win back-to-back SEC games fell short at Kentucky, as the Wildcats held on for a 74-70 win.

At the break, the Commodores trailed, 42-34.

On the night, Vandy was 23-of-52 shooting, 10 of 22 beyond the arc with Rod Odom drainging 4 treys.

Defensively, the Dores saw Kentucky hit 29 of its 56 shots, including a 4-of-12 mark from long range.

The Wildcats also won the battle of the boards, 36-30.

Kedren Johnson paced Vandy 17 points, while Odom totaled 16, followed by Kyle Fuller with 14.

LAST TIME OUT FOR MSU . . .

Down just four points with five minutes to play, Mississippi State couldn't complete the comeback as Alabama claimed a 64-56 win.

The Bulldogs hit 20 of their 45 shots, while the Tide was 20-51.

MSU did win the battle of the boards, 33-31.

At the break, Bama led 31-20.

Jalen Steele paced the Bulldogs with 15 points, while Colin Borchert added 14 to go with 9 rebounds.

LACK OF INEXPERIENCE SEEN IN MINUTES

Back from last year's squad is a total of four players that combined to average 46.9 minutes. Included in that mix are Jalen Steele (25.5 minutes) and Wendell Lewis (19.4).

Steele missed eight games due to injury and three more due to a suspension, while Lewis is now out indefinitely with a fractured right patella.

A CLOSER LOOK AT THE 11-GAME LOSING STREAK











Mississippi State entertains Vanderbilt looking to end its season-long, 11 game losing skid.

During that stretch, the Bulldogs are averaging 57.0 points and yielding 77.0 (-20.0). From the floor, MSU is shooting 39.6 percent, while opponents are making 49.3 percent of their shots.

Beyond the arc, Mississippi State is 53-189 (.278), while opponents are 83-228 (.364).

The Dogs are also being out-rebounded, 36.7-29.4 (-7.4), and averaging 17.6 turnovers.

2012-13 MISSISSIPPI STATE PLAYER BREAKDOWN

0		JALEN STEELE ● Jr ● G ● 6-3 ● 194 ● Knoxville, TN	MIN 26.4	PTS 9.7	RBS 3.0	AST 1.2	FG% .349	3FG% .349	FT% .923	Missed eight games with fractured wrist. ... Returned against Alabama A&M and had 10 points. ... Streak of 30-straight made free throws ended at Georgia, where he had career-high 21 points. ... 15 points at Tennessee. ... Had 15 points at Ole Miss. ... After being suspended 3 games, had 15 points at Alabama.
1		FRED THOMAS ● Fr ● G ● 6-5 ● 191 ● Jackson, MS	MIN 28.2	PTS 9.6	RBS 3.4	STL 1.6	FG% .329	3FG% .235	FT% .768	Became fourth true freshman since 2005 to start on opening day. ... Scored in double-digits 12 times. ... T8th in SEC with 1.6 steals. ... After scoring 17 points at Arkansas, had career-high 19 vs. Florida to go along with 7 steals, second most in school history in a single game. ... 3-23 shooting last three games.
3		COLIN BORCHERT ● Jr ● F ● 6-8 ● 231 ● Phoenix, AZ	MIN 26.5	PTS 8.1	RBS 4.8	AST 1.4	FG% .398	3FG% .294	FT% .613	Started at Troy and scored game's first five points. ... Suspended for Maui Invitational. ... Had career-high 10 rebounds vs. UTSA. ... Had career-best 17 points vs. UNO while having highs in assists (4) and steals (5). ... Had SEC-best 14 points at Florida. ... Totaled 11 points at LSU and then 14 points and 9 boards at Alabama.
4		TRIVANTE BLOODMAN ● So ● G ● 6-0 ● 182 ● Bronx, NY	MIN 29.3	PTS 6.1	RBS 3.1	AST 2.5	FG% .360	3FG% .258	FT% .753	Had 11 points at Troy in debut. ... Dished out 7 assists vs. FAU. ... Had career-high 8 rebounds at Providence. ... Started all 24 games. ... Has made 21 of last 26 free throws. ... Had SEC high 6 rebounds vs. LSU. ... Scored in double-digits five times. ... Had SEC-best 5 assists at Ole Miss. ... Career-high 13 points vs. Missouri.
5		WENDELL LEWIS ● Sr ● C ● 6-9 ● 258 ● Selma, AL	MIN 21.0	PTS 8.1	RBS 4.9	BLK 0.4	FG% .568	3FG% .000	FT% .938	First double-double of year at Providence, second of career. ... Had career-high 20 points vs. Texas-San Antonio on 8-of-9 shooting. ... Out indefinitely with fractured patella.
20		GAVIN WARE ● Fr ● F ● 6-9 ● 270 ● Starkville, MS	MIN 25.6	PTS 8.9	RBS 6.7	BLK 0.8	FG% .562	3FG% .000	FT% .516	First-career start vs. Alcorn State. ... 3rd among SEC freshmen in rebounds, 10th overall. ... Scored in double-digits 12 times. ... Career-high 5 blocks at Loyola. ... Career-high 22 pts and 13 rbs vs. UCA. ... Also had double-double vs. Alabama A&M. ... Made 70 of last 112 FGs (.625). ... SEC-best 16 points at Florida.
24		TYSON CUNNINGHAM ● Jr ● F ● 6-3 ● 194 ● Columbus, MS	MIN 21.2	PTS 2.6	RBS 2.2	AST 1.3	FG% .396	3FG% .444	FT% .889	Drew first start against Alcorn State. ... Scored first-career points against FAU. ... Career game vs. UCA with 10 points. ... Had game-winning block vs. South Carolina. ... Scored first-career SEC points at Georgia and tied career high with 3 assists. ... SEC best 9 points at Arkansas. ... 6 points at LSU and at Alabama.
25		ROQUEZ JOHNSON ● So ● F ● 6-7 ● 210 ● Montgomery, AL	MIN 25.5	PTS 8.8	RBS 4.5	AST 0.4	FG% .428	3FG% .294	FT% .598	Did not play at Troy due to a concussion. ... Scored career-high 18 points vs. Texas. ... Had six steals vs. Longhorns. ... Scored in double-digits 10 times. ... Had career-high 8 made free throws vs. South Carolina. ... Had SEC high 6 rebounds vs. LSU. ... 3-for-3 shooting at LSU. ... Suspended indefinitely for violation of team rules.
32		CRAIG SWORD ● Fr ● G ● 6-3 ● 189 ● Montgomery, AL	MIN 25.8	PTS 10.0	RBS 2.9	AST 1.9	FG% .396	3FG% .180	FT% .545	10th in SEC with 1.6 steals. ... Scored in double-digits 12 times. ... Fouled out a team-high seven times. ... Had game-winning FTs vs. USC. ... After scoring 16 at Georgia, was tabbed SEC Freshman of the Week. ... SEC-best 8 rebounds at Florida. ... Had career-high 25 points at LSU and MSU's leading scorer.
15		BAXTER PRICE ● Sr ● G ● 6-10 ● 169 ● Brandon, MS	MIN 4.3	PTS 0.0	RBS 0.3	AST 1.1	FG% .000	3FG% .000	FT% .000	Has appeared in 15 games for the Bulldogs this season, 42 for his career. ... The 2 lone points of is career came his freshman season. ... In the last four games, he has logged 42 minutes. In the 38 games prior to that stretch, he totaled 52 minutes. ... Played career-high 16 minutes at Florida.

2012-13 MISSISSIPPI STATE NOTES

INJURY BUG HAS SHOWN NO MERCY, WITH LEWIS BEING THE LATEST VICTIM

■ On Dec. 12, senior forward Wendell Lewis suffered a fractured right patella, an injury that will sideline him indefinitely following surgery back in December.

In his last two games, the Selma, Ala., native was averaging 18 points and had a career-high 20 points against Texas-San Antonio.

It was a continuation of a rash of injuries that started back in July.

Incoming freshmen guards Jacoby Davis and DeAndre Applewhite are out for the entire season after tearing their ACLs.

Applewhite's setback, which also includes a torn meniscus, happened in early November, while Davis' injury occurred back in July.

Davis was Rick Ray's first signee and he came to MSU after averaging 21 points and 5 assists at St. John's Military Academy in Wisconsin. Applewhite came to MSU following a stellar career in Memphis.

The good news is Jalen Steele returned to action against Alabama A&M after fracturing his wrist in the second game against Florida Atlantic and responded with 10 points.

BIG NIGHT ON THE BOARDS VS. ASU

■ Against Alcorn State on Nov. 27, MSU held a plus-30 rebounding margin (50-20).

That was the highest margin since being plus-32 (55-23) against Arkansas-Little Rock on Dec. 11, 2004.

JOHNSON'S DEFENSIVE INTENSITY

■ Sophomore forward Roquez Johnson had one of the best defensive efforts by any MSU player for several years against Texas in the Maui Invitational.

The Montgomery, Ala., native collected a game-high 6 steals and became the first Bulldog player to have that many since Phil Turner had the same against South Carolina on Feb. 18, 2009.

Against Florida, Fred Thomas surpassed that total with 7 steals.

BULLDOGS FINISH 0-3 IN MAUI

■ Thanksgiving week, Mississippi State traveled across the Pacific to play in the prestigious Maui Invitational where it went 0-3 with losses to perennial powers North Carolina, Marquette and Texas.

In the three contests, the Bulldogs were 54-

163 shooting from the floor and 11-40 beyond the arc. In addition, opponents won the battle of the boards, 126-108.

State also had 61 turnovers and forced 48. The Bulldogs were credited with 22 steals.

Roquez Johnson led MSU with 15.3 points while Fred Thomas averaged 11.3.

LEWIS, WARE NEARLY PERFECT

■ Against Texas-San Antonio, Wendell Lewis connected on 8 of his 9 field goals (.889), the best shooting percentage since Rodney Hood was 8 of 9 last year against UT-Martin.

Prior to that, the highest percentage (with 8 minimum attempts) was Jarvis Varnado's 8-of-8 outing in the season opener against Rider on 11-13-09.

Then against Central Arkansas, Gavin Ware matched those numbers with his own 8-9 outing en route to a career-high 22 points.

BULLDOGS OPENED TROY'S NEW ARENA

■ The season opener between Mississippi State and Troy on Nov. 9 marked the grand opening of Trojan Arena, Troy's new \$40 million basketball facility.

Historical matchups such as these are not uncommon for MSU.

While they weren't debuts, MSU has been a part of two games that closed out arenas.

The first came in 1976, when the Bulldogs lost 94-93 in overtime to Kentucky at Memorial Coliseum. Then in 2002, MSU defeated South Carolina 64-57 in the final game at Carolina Coliseum.

FREE THROW STREAK ENDS FOR STEELE

■ After making 30-straight free throws dating back to last season, the streak ended Jan. 12 at Georgia.

After making his first of two free throws with 54 seconds left, he missed his second.

His last miss came with 5:13 to play against Northwestern State on Dec. 22, 2011.

BULLDOGS 2012-13 ROSTER

FEATURES A LOT OF NEW FACES

■ The Bulldogs opened the regular season at Troy with seven new players.

Only five players return from last year's squad that posted 21 wins, a total that includes walk-ons Baxter Price and Tyson Cunningham. The other three returnees are Wendell Lewis, Roquez Johnson and Jalen Steele.

Of the seven newcomers this season, five are freshmen.

LONG-TIME TEAMMATES

■ Craig Sword and Roquez Johnson are more than just college teammates. The two prepped together at G.W. Carver High School in Montgomery, Ala., as well.

In back-to-back seasons, they advanced to the semifinals and championship games of the state playoffs.

NBA DRAFT TAKES ARNETT MOULTRIE

■ This past June, Arnett Moultrie became the second MSU player to be drafted in the NBA in the last three years.

Moultrie, an All-SEC standout who played at Mississippi State just one season after transferring from UTEP, was the 27th overall pick by the Miami Heat. However, moments after the selection, the Heat traded the Memphis native to Philadelphia.

Moultrie was the first MSU player taken in the first round since 1996, when Erick Dampier (Indiana, 10th) and Dontae' Jones (New York, 21st) were both drafted.

STREAK ENDS AT 262

■ Mississippi State's streak of 262-consecutive games with a made 3-pointer ended on Jan. 9 against South Carolina.

The Bulldogs were 0-10 beyond the arc. Prior to then, the last time MSU failed to connect from long range was Jan. 18, 2005, at Alabama in a 98-49 setback.

A WIN VS. VANDERBILT WOULD . . .

- ✓ Snap a 11-game losing streak.
- ✓ Be the second-straight against Vandy.
- ✓ Give the Bulldogs their third SEC win.
- ✓ Be the 8th out the last 10 in Starkville.
- ✓ Avoid the second-longest losing streak in school history.

THE LOSS AT ALABAMA . . .

- ✓ Extended MSU's losing streak to 11 games.
- ✓ Allowed the Tide to sweep MSU for the second time in three years.
- ✓ MSU trailed by just four points with five minutes to play.
- ✓ Saw Jalen Steele score a team-high 15 points in his return from suspension.
- ✓ The Bulldogs won the battle of the boards, 33-31. In first meeting, Tide out-rebounded MSU 35-23.

NEXT TWO UP FOR MSU . . .

KENTUCKY

WHEN:Wednesday, Feb. 27, 2013
TIME:7 p.m.
WHERE:Rupp Arena (Lexington)
TV:SEC Network
SERIES:Kentucky leads, 88-20
LAST MEETING:Kentucky, 73-64 (2-21-13)



OLE MISS

WHEN:Saturday, March 2, 2013
TIME:4 p.m.
WHERE:Humphrey Coliseum (Starkville)
TV:Fox Sports South
SERIES:MSU leads, 139-107
LAST MEETING:UM, 93-75 (2-6-13)



2012-13 MISSISSIPPI STATE NOTES

HIGH POINTS OF SEASON VS. MSU LAST NINE YEARS

Year	Points	Player	School	Date
2013	32	Kadeem Batts	at Providence	12-01-12
2012	28	Chaz Williams	UMass	03-13-12
2011	40	Donald Sims	Appalachian State	11-19-10
2010	35	Courtney Fortson	at Arkansas	03-16-10
2009	41	Tasmin Mitchell	LSU	02-11-09
2008	42	Shan Foster	at Vanderbilt	03-05-08
2007	31	Isaiah Swann	Florida State	03-22-07
2006	27	Kevin Hamilton	vs. Holy Cross	12-21-05
2005	34	Earnest Shelton	at Alabama	01-18-05

BULLDOGS IN THE SEC

Cateryory	Ranking
Scoring Offense.....	12
Scoring Defense.....	14
Field Goal %.....	14
Field Goal % Defense.....	13
3-Point Field Goal %.....	14
3-Point Field Goal % Defense.....	14
3-Pointers Made.....	14
Free Throw %.....	11
Rebounding.....	12
Offensive Rebounds.....	10
Defensive Rebounds.....	12
Blocks.....	7
Assists.....	14
Steals.....	5
Turnover Margin.....	12
Assist/Turnover Ratio.....	14

VANDERBILT SERIES

VANDERBILT

(VU leads, 74-45)
 Last MSU win: 78-77 (2011-12)
 Last VU win: 87-81 (2010-11)
 Current MSU win streak: 1
 Biggest MSU win: 76-48 (1994-95)
 Biggest VU win: 90-43 (1948-49)
 Most MSU points: 110 (1979-80)
 Most VU points: 120 (1968-69)

at Starkville
 (MSU leads, 31-21)
 Last MSU win: 73-66 (2008-09)
 Last VU win: 81-74 (2010-11)
 Current MSU win streak: 1
 Biggest MSU win: 76-48 (1994-95)
 Biggest VU win: 80-39 (1992-93)
 Most MSU points: 110 (1979-80)
 Most VU points: 120 (1968-69)

at Nashville
 (VU leads, 44-9)
 Last MSU win: 78-77 (2011-12)
 Last VU win: 75-72 (2009-10)
 Current MSU win streak: 1
 Biggest MSU win: 66-43 (2001-02)
 Biggest VU win: 90-43 (1948-49)
 Most MSU points: 92 (1965-66)
 Most VU points: 104 (1971-72)

AT NEUTRAL SITES
 (VU leads, 8-5)
 Last MSU win: 62-52 (2009-10)
 Last VU win: 87-81 (2010-11)
 Current VU win streak: 1
 Biggest MSU win: 76-58 (1998-99)
 Biggest VU win: 73-40 (1938-39)
 Most MSU points: 81 (2010-11)
 Most VU points: 87 (2010-11)

VERSUS GEORGIA														
Player	G-GS	Mins	FGM-FGA	Pct	3GM-3GA	Pct	FTM-FTA	Pct	Rebs	Ast	TO	BS	Stl	Pts
Cunningham	DNP													
Johnson	DNP													
Lewis	3-0	59	6-8	.750	0-0	.000	0-0	.000	15-5.0	1	3	1	1	12-4.0
Price	DNP													
Steele	2-0	33	7-13	.538	6-10	.600	0-0	.000	3-1.5	2	2	0	1	20-10.0

Mississippi State 78 - 16-4, 3-2 SEC												
#	Player	FG-FGA	3-Pt	FT-FTA	Rebounds	PF	TP	A	TO	Blk	Stl	Min
01	Renardo Sidney	f 4-10	1-2	0-2	1 0 1	4	9	2	0	1	3	20
23	Arnett Moultrie	f 7-16	0-0	7-9	3 11 14	1	21	0	1	1	4	45
03	Dee Bost	g 8-14	3-6	5-6	0 5 5	2	24	4	4	0	1	43
04	Rodney Hood	g 2-7	1-3	2-2	0 2 2	0	7	3	1	0	0	41
22	Brian Bryant	g 1-7	0-1	0-2	3 5 8	0	2	3	2	0	2	33
00	Jalen Steele	5-8	5-8	0-0	1 0 1	2	15	0	1	0	0	21
10	Shaun Smith	0-0	0-0	0-0	0 0 0	0	0	0	0	0	0	1
30	Wendell Lewis	0-0	0-0	0-0	2 1 3	2	0	0	1	0	0	21
Team					2 1 3							
Totals		27-62	10-20	14-21	12 25 37	11	78	12	10	2	10	225
FG % 1st Half: 8-28 28.0%		2nd half: 15-28 51.7%		OT: 4-6 80.0%	Game: 27-62 43.5%		Deadball					
3FG % 1st Half: 1-10 10.0%		2nd half: 8-8 88.0%		OT: 1-1 100.0%	Game: 10-20 50.0%		Rebounds					
FT % 1st Half: 11-13 84.0%		2nd half: 2-4 50.0%		OT: 1-4 25.0%	Game: 14-21 66.7%		2					
Vanderbilt 77 - 14-5, 4-1 SEC												
#	Player	FG-FGA	3-Pt	FT-FTA	Rebounds	PF	TP	A	TO	Blk	Stl	Min
05	GOLDBOURNE, Lance	f 4-8	4-6	0-0	0 6 6	3	12	3	1	0	1	39
44	TAYLOR, Jeffery	f 7-11	3-5	2-4	2 3 5	2	19	3	2	0	1	38
03	EZELI, Festus	c 5-10	0-0	2-3	2 12 14	1	12	0	2	5	0	36
01	TINSLEY, Brad	g 3-8	1-3	0-0	0 0 0	2	7	5	2	0	0	32
23	JENKINS, John	g 8-17	5-11	0-0	0 1 1	0	21	0	3	0	2	39
02	JOHNSON, Kedren	2-3	1-1	1-2	0 1 1	1	6	2	0	0	0	14
24	PARKER, Dai-Jan	0-1	0-1	0-0	0 4 4	2	0	1	1	0	0	10
33	TCHIENGANG, Steve	0-1	0-0	0-0	0 0 0	2	0	1	2	0	0	9
45	ODOM, Rod	0-1	0-0	0-0	1 0 1	3	0	1	0	0	0	8
Team					0 1 1							
Totals		29-60	14-27	5-9	5 28 33	16	77	16	13	5	4	225
FG % 1st Half: 15-28 53.0%		2nd half: 11-25 44.0%		OT: 3-7 42.9%	Game: 29-60 48.3%		Deadball					
3FG % 1st Half: 7-12 58.3%		2nd half: 5-10 50.0%		OT: 2-5 40.0%	Game: 14-27 51.9%		Rebounds					
FT % 1st Half: 2-4 50.0%		2nd half: 2-3 66.7%		OT: 1-2 50.0%	Game: 5-9 55.6%		5					
Officials: Tony Greene, Ron Groover, Kevin Small												
Technical fouls: Mississippi State-None, Vanderbilt-None.												
Attendance: 14316												
Score by periods				1st	2nd	OT	Total					
Mississippi State				28	40	10	78					
Vanderbilt				39	29	9	77					
Points	In	Off	2nd	Fast	Bench							
MS	24	18	9	4	15							
VU	28	13	5	6	6							
Last FG - MS OT-01:51, VU OT-01:11												
Largest lead - MS by 10 2nd-07:50, VU by 13 1st-01:21												
Score tied - 5 times												
Lead changed - 5 times												

LAST TIME VS. VANDY

SIGNING DAY/MSU BY THE NUMBERS

Bulldogs Land Three Standouts In Early Signing Period

STARKVILLE, Miss. – First year Mississippi State coach Rick Ray took advantage of the early signing period and landed three outstanding players who are expected to contribute immediately next season — Imara “I.J.” Ready, Travis Daniels and Fallou Ndoye.

Ready is a 5-foot-11 guard out of Little Rock whose high school coach Al Flanigan is the father of MSU assistant Wes Flanigan, while Daniels is a forward at Shelton State. Ndoye, a native of Senegal, is a 6-11 forward currently at Findley College Prep School in Las Vegas.

“First of all, I want to commend my staff for putting together a terrific recruiting class,” Ray said. “Wes, George (Brooks), and Chris (Hollender) all played significant roles in us recruiting and landing these outstanding student-athletes. It is rare in this business that you identify your top targets and are able to recruit and sign those same top targets, and my staff was successful in getting it done.”

IMARA READY

Ready has led Parkview Magnet High School to back-to-back Arkansas 6A State Championship titles the last two years. In the 2012 title game, he paced Parkview with 21 points, five assists and four steals in a 69-65 double-overtime victory.

As a junior, Ready averaged 20.1 points, 5.2 assists and four steals. A year earlier, Ready registered 17 points, seven assists and five rebounds a contest as a sophomore.

During the summer of 2012, Ready played for coach Billy Ingram’s Arkansas Hawks AAU program. The Hawks claimed runner-up honors at the prestigious Adidas Fab 48 in Las Vegas, while Ready averaged 25 points and seven assists during the summer.

Ready also held offers from Alabama, Nebraska, Oregon, Texas Tech

and Arkansas-Little Rock.

“He’s just a flat out winner,” Ray said. “I.J. has a competitive fire and spirit that will really help our team next year and for years to come. I am excited about the talent and intangibles he will provide for us. Our team will love playing with him because he is a consummate play maker.

TRAVIS DANIELS

Daniels will add much needed experience to the young Bulldog squad.

During his freshman campaign at Shelton State, Daniels led coach Barry Mohun’s Buccaneers to a 28-4 record and a runner-up finish in the Alabama Community College Conference Tournament.

The 6-8 forward prepped at Russellville High School where he averaged a double-double his senior year. As a junior, he played at Woodrow Wilson High School, leading the team in points per game (18.8) and rebounds per game (3.0).

The Russellville, Ala., native selected the Bulldogs over Southern Miss, Western Kentucky and Wichita State.

“Travis is a young man that can dribble, pass, and shoot,” Ray said. “It seems simple but not many players at his size can do all three equally well. He is a jack of all trades that can play multiple positions and affect the game in many ways.”

FALLOU NDOYE

Ndoye is in his first year at Findley after spending last season at Faith Baptist in Brandon, Fla.

Through the first seven games, he’s averaged 7 points and 7 rebounds for a team that uses an 11-man rotation.

“Fallou was our No. 1 target in filling our frontcourt needs,” Ray said. “He has a long, big, active body that will continue to get better because he plays and works hard”

MSU BY THE NUMBERS

1

Craig Sword is 1st among freshmen in SEC play with 11.5 points.

5

MSU is 5th in the SEC in steals at 8.0.

8

Colin Borchert is 8th in the SEC with his 1.4 blocked shots.

10

Gavin Ware is 10th in the SEC with his 6.7 rebounds a game.

MSU COACH RICK RAY

Head Coach Rick Ray



- ▶ On April 1, 2012, Rick Ray was named the 19th head coach in Mississippi State history.
- ▶ On the staff of three different teams that have advanced to the NCAA Tournament — Indiana State, Purdue and Clemson.
- ▶ As an assistant at Clemson for two years, the Tigers won 38 games and advanced to the second round of the NCAA Tournament in 2011.
- ▶ During his time at Purdue as an assistant, the Boilermakers won 103 games in four years.
- ▶ All four teams at Purdue earned a berth in the NCAA Tournament, with the last two advancing to the Sweet 16.
- ▶ The 2009 Purdue team won 28 games and the Big 10 Tournament en route to garnering a No. 5 seed.
- ▶ While at Purdue, Ray was an assistant with second-year Tennessee coach Cuonzo Martin.
- ▶ The 2007 Purdue recruiting class was considered one of the tops in the country, earning national rankings of No. 5 and No. 6 by Scout and Rivals, respectively.
- ▶ Ray was an assistant at Indiana State for seven years.
- ▶ In 2000 and 2001, the Sycamores won 20-plus games and made the NCAA Tournament.
- ▶ In 2000, ISU won the Missouri Valley Conference regular-season title with a 14-4 ledger.
- ▶ In 2001, Indiana State won the MVC Tournament before upsetting Oklahoma in the first round of the NCAA Tournament.
- ▶ Ray also spent two seasons at Northern Illinois (2005 and 2006).
- ▶ Ray's first coaching job was at Nebraska-Omaha.
- ▶ Ray and his wife, Breyana, have a son, Deacon and a daughter, Katriece.

First-Year Coaches In The SEC

Here is a look at how first-year SEC coaches opened their respective tenures . . .

School	Coach	Opponent	Score	Date
Alabama	Anthony Grant	Cornell	L, 71-67	11/14/09
Arkansas	Mike Anderson	USC-Upstate	W, 83-63	11/11/11
Auburn	Tony Barbee	UNC-Asheville	L, 70-69 (OT)	11/12/10
Florida	Billy Donovan	UCF	W, 80-63	11/22/96
Georgia	Mark Fox	New Orleans	W, 67-59	11/17/09
Kentucky	John Calipari	Morehead State	W, 75-59	11/13/09
Ole Miss	Andy Kennedy	Mississippi Valley St.	W, 72-49	11/10/06
Missouri	Frank Haith	Southeast Missouri St.	W, 83-68	11/11/11
Tennessee	Cuonzo Martin	UNC-Greensboro	W, 92-63	11/11/11
Texas A&M	Billy Kennedy	Liberty	W, 81-59	11/09/11
Vanderbilt	Kevin Stallings	Belmont	W, 72-55	11/23/99

How First-Year MSU Coaches In Modern Era Have Fared . . .

Coach	Opponent	Score	Date
Paul Gregory	Vanderbilt	W, 51-45	12/5/47
Babe McCarthy	Howard College	W, 108-65	12/2/55
Joe Dan Gold	Northeast Louisiana	L, 72-78 (OT)	12/2/65
Kermit Davis	Louisiana College	W, 73-54	12/1/70
Ron Greene	Biscayne	W, 95-78	11/26/77
Jim Hatfield	South Alabama	W, 86-78	11/30/78
Bob Boyd	Auburn-Montgomery	W, 68-43	11/27/81
Richard Williams	Illinois Wesleyan	W, 83-78	11/29/86
Rick Stansbury	Ark.-Pine Bluff	W, 105-53	11/17/98

GENERAL INFORMATION

Location: _____ Starkville, Mississippi
 Founded: _____ February 28, 1878
 Enrollment: _____ 20,424
 Conference: _____ SEC
 Nickname: _____ Bulldogs
 Colors: _____ Maroon (PMS 202) & White
 Arena: _____ Humphrey Coliseum (10,500)
 President: _____ Dr. Mark E. Keenum
 Director of Athletics: _____ Scott Stricklin
 Faculty Representative: _____ Dr. Steven C. Turner

BASKETBALL HISTORY

First Year of Basketball: _____ 1908-09
 Number of Seasons: _____ 101
 All-Time Record: _____ 1,317-1,100
 All-Time SEC Record: _____ 553-708
 Total Number of Head Coaches: _____ 19
 Humphrey Coliseum Record: _____ 386-150
 20-Win Seasons: _____ 17
 NCAA Tournament Appearances: _____ 10
 NCAA Tournament Record: _____ 11-10
 NCAA Tournament Final Fours: _____ 1
 (1996, lost to Syracuse 77-69 in semis)
 NIT Appearances: _____ 8
 NIT Record: _____ 7-8
 NIT Final Fours: _____ 1
 (2007, lost 63-62 to West Virginia in semis)
 SEC Championships: _____ 6
 (2004, 1991, 1963, 1962, 1961, 1959)
 SEC Tournament Championships: _____ 3
 (2009, 2002 and 1996)
 SEC Tournament Record: _____ 27-49
 SEC Western Division Titles: _____ 7
 (2010, 2008, 2007, 2004, 2003, 1996, 1995)

BASKETBALL STAFF

Head Coach: _____ Rick Ray
 Alma Mater, Year: _____ Grand View College, 1994
 Record at MSU/Years: _____ 7-18
 Career Record/Years: _____ Same
 Phone: _____ 662-325-3800
 Assistant Coach: _____ Wes Flanigan
 Assistant Coach: _____ Chris Hollender
 Assistant Coach: _____ George Brooks
 Director of Operations: _____ Adam Gordon
 Video Coordinator: _____ Adam Bauman
 Strength Coach: _____ Richard Akins
 Athletic Trainer: _____ Scotty Johnson
 Graduate Manager: _____ Nick Lagroon
 Administrative Asst.: _____ Suzanne Cook
 Media Relations Contact: _____ Gregg Ellis
 Office Phone: _____ 662-325-3595
 Cell Phone: _____ 662-322-0145
 Fax: _____ 662-325-3654
 Email: _____ gellis@athletics.msstate.edu

TEAM INFORMATION

2011-12 Overall Record _____ 21-12
 2011-12 SEC Record _____ 8-8
 SEC Finish: _____ T6th
 National Ranking: _____ n/a
 Starters Returning/Lost: _____ 1/5
 Letterwinners Returning/Lost: _____ 5/10
 Newcomers: _____ 7
 Roster (Sr./Jr./So./Fr.): _____ (2/3/2/5)

MSU KNOWS HOW TO WIN GAMES AT 'THE HUMP'

Over the course of the last decade, Mississippi State's Humphrey Coliseum has become a difficult venue for opposing teams. With the 14-4 mark last year, coupled with the 5-6 record this year, the Bulldogs look to reach twin-digit home wins for the 15th-straight season.

The Bulldogs have compiled a 36-season composite record of 386-150 (.720) at "The Hump" since Mississippi State's basketball facility opened prior to the 1975-76 campaign.

TRACKING MSU'S HOME SUCCESS UNDER RICK RAY

Season	Overall		SEC		Non-SEC	
	Record	Win %	Record	Win %	Record	Win %
2012-13	5-6	.455	1-5	.167	4-1	.800
Totals	5-6	.455	1-5	.167	4-1	.800

A LOOK AT THE HISTORY OF HUMPHREY COLISEUM



LARGEST CROWDS AT THE HUMP

Crowd	Opponent	Date
10,788	Kentucky	2-16-10
10,735	Ole Miss	2-7-04
10,645	Ole Miss	2-23-02
10,541	Florida	1-7-03
10,458	Auburn	3-2-04
10,437	Alabama	2-21-04
10,432	Alabama	3-5-05
10,432	Kentucky	1-13-04
10,429	Ole Miss	2-15-03
10,421	Ole Miss	1-26-08
10,412	Ole Miss	1-13-09
10,364	Ole Miss	2-9-12
10,338	Florida	1-24-07
10,315	Kentucky	1-9-96

INDIVIDUAL MSU RECORDS AT THE HUMP

Most Points Scored
 40, Rickey Brown (Auburn, 3-7-77)

Most Rebounds
 24, Wiley Peck (Alabama, 1-27-79)

Most Assists
 15, Al Perry (Vanderbilt, 1-29-77)

TEAM MSU RECORDS AT THE HUMP

Most Points Scored
 123, Troy State (12-5-95)

Most Rebounds
 75, Mississippi Valley St. (11-21-00)

Most Consecutive Wins
 14, 1-22-03 to 1-10-04

MISSISSIPPI STATE ROSTER/MEDIA INFORMATION

2012-13 MISSISSIPPI STATE ROSTER

Media Information

Credentials

◆Media members may obtain both season credentials and game-by-game passes by contacting Gregg Ellis at 662.325.3595.

Radio Network

◆Bulldog fans can catch all of MSU's games on the radio with the veteran broadcast talent of Jim Ellis (play-by-play), along with Bart Gregory serving as the color analyst.

There will also be a 30-minute pregame show featuring first-year coach Rick Ray along with a post-game show as well.

Rick Ray Show

◆Making its debut this year is "Mississippi State Basketball with Rick Ray" a 30-minute television program featuring MSU's first-year coach Rick Ray and his 2012-13 squad.

Hosted by veteran sportscaster Jim Ellis, the weekly show will feature game highlights, player interviews, scouting reports on upcoming opponents and courtside profiles showcasing interesting aspects of the MSU basketball program.

Under the direction of producer/director Bennie Ashford, the 30-minute television program is a production of the Bulldog Sports Network in conjunction with the Mississippi State University Television Center. The first show airs in January.

SEC Teleconference

◆The SEC's weekly teleconference is every Monday and will be coordinated through the SEC media relations office. To participate, contact Craig Pinkerton of the SEC at 205-458-3038. Rick Stansbury is scheduled for 11:17 a.m. CT.

Social Networking

◆Media and Bulldog fans can follow MSU tweets this year at both @msuhoopsgregg and @mstateMBK, in addition to @RickRay1.

You can also follow MSU basketball daily on the blog at mstatembk.posterous.com for features, opponent information or game recaps, in addition to other features of interest.

Numerical Roster

No.	Name	Pos.	Ht.	Wt.	Yr.	Exp.	Hometown
0	Jalen Steele	G	6-3	194	Jr.	2L	Knoxville, TN (Fulton HS)
1	Fred Thomas	G	6-5	191	Fr.	HS	Jackson, MS (Jim Hill HS)
2	Andre Applewhite	G	6-5	217	Fr.	HS	Memphis, TN (Central HS)
3	Colin Borchert	F	6-8	231	Jr.	JC	Phoenix, AZ (East Miss CC)
4	Trivante Bloodman	G	6-0	182	So.	JC	Bronx, NY (Olney Central College)
5	Wendell Lewis	C	6-9	258	Sr.	3L	Selma, AL (Selma HS)
11	Jacoby Davis	G	6-1	191	Fr.	HS	Charlotte, NC (West Charlotte HS)
15	Baxter Price	G	5-10	169	Sr.	3L	Brandon, MS (Northwest Rankin HS)
20	Gavin Ware	F	6-9	270	Fr.	HS	Starkville, MS (Starkville HS)
24	Tyson Cunningham	G	6-3	194	Jr.	1L	Columbus, MS (Columbus HS)
25	Roquez Johnson	F	6-7	210	So.	1L	Montgomery, AL (G.W. Carver HS)
32	Craig Sword	G	6-3	189	Fr.	HS	Montgomery, AL (G.W. Carver HS)

Alphabetical Roster

No.	Name	Pos.	Ht.	Wt.	Yr.	Exp.	Hometown
2	Andre Applewhite	G	6-5	217	Fr.	HS	Memphis, TN (Central HS)
4	Trivante Bloodman	G	6-0	182	So.	JC	Bronx, NY (Olney Central College)
3	Colin Borchert	F	6-8	231	Jr.	JC	Phoenix, AZ (East Miss CC)
24	Tyson Cunningham	G	6-3	194	Jr.	1L	Columbus, MS (Columbus HS)
11	Jacoby Davis	G	6-1	191	Fr.	HS	Charlotte, NC (West Charlotte HS)
25	Roquez Johnson	F	6-7	210	So.	1L	Montgomery, AL (G.W. Carver HS)
5	Wendell Lewis	C	6-9	258	Sr.	3L	Selma, AL (Selma HS)
15	Baxter Price	G	5-10	169	Sr.	3L	Brandon, MS (Northwest Rankin HS)
0	Jalen Steele	G	6-3	194	Jr.	2L	Knoxville, TN (Fulton HS)
32	Craig Sword	G	6-3	189	Fr.	HS	Montgomery, AL (G.W. Carver HS)
1	Fred Thomas	G	6-5	191	Fr.	HS	Jackson, MS (Jim Hill HS)
20	Gavin Ware	F	6-9	270	Fr.	HS	Starkville, MS (Starkville HS)

HEAD COACH:

Rick Ray (Grand View College [IA], 1994; 1st year)

ASSISTANTS:

Wes Flanigan (Auburn, 1997; 1st year)

Chris Hollender (Evansville, 1998; 1st year)

George Brooks (Mississippi State, 1997; 3rd year)

OPERATIONS:

Adam Gordon (Tampa, 2006; 1st year)

STRENGTH & CONDITIONG:

Richard Akins

TRAINER:

Scotty Johnson

Pronunciation Guide

TRIVANTE BLOODMAN: TRA-VON-TAY

COLIN BORCHERT: BORE-CHERT

WENDELL LEWIS: WIN-DELL

JALEN STEELE: JAY-LEN

MISSISSIPPI STATE BY THE NUMBERS

GAME-BY-GAME SPECIALTY STATS (MSU First)

<u>Opponent</u>	<u>Bench</u>	<u>Paint</u>	<u>Off TO</u>	<u>2nd Chance</u>	<u>Fast Break</u>
Troy	12/27	24/14	15/18	9/8	4/2
Florida Atlantic	40/19	48/18	31/11	10/17	8/4
North Carolina	8/51	22/36	13/34	6/24	6/18
Marquette	11/46	28/48	11/37	18/20	9/16
Texas	13/26	24/28	20/24	9/16	6/7
Alcorn State	20/6	22/20	18/14	8/7	8/0
Providence	34/7	38/34	11/11	18/14	10/4
Texas-San Antonio	24/12	32/14	18/9	4/12	8/2
Loyola-Chicago	10/28	24/24	12/14	8/17	5/11
Central Arkansas	21/24	42/28	7/19	7/11	4/4
Alabama A&M	17/3	26/32	10/11	4/14	0/8
New Orleans	46/24	40/26	33/20	15/8	11/10
South Carolina	22/11	34/20	28/15	6/10	14/2
Georgia	18/18	24/30	9/11	9/14	6/6
Alabama	16/27	18/38	11/25	2/13	2/3
Tennessee	17/23	16/42	4/18	16/14	8/11
Arkansas	35/60	24/42	8/42	11/12	2/23
Florida	19/15	26/32	16/17	2/9	12/6
Texas A&M	3/5	14/36	25/21	7/6	0/14
LSU	18/18	32/38	21/22	11/20	17/12
Ole Miss	24/11	40/46	8/21	14/12	8/11
Florida	3/21	30/38	14/21	6/8	12/16
Missouri	3/19	14/40	10/28	8/5	4/10
LSU	12/32	34/24	12/17	7/11	0/0
Alabama	23/10	16/30	7/23	10/8	2/12
Vanderbilt					
Kentucky					
Ole Miss					
South Carolina					
Auburn					
SEC Tournament					

GAME-BY-GAME LEAD/DEFICIT

<u>Opponent</u>	<u>Largest Lead</u>	<u>Largest Deficit</u>	<u>Final Score</u>
Troy	5-0 (16:27, 1st)	14-30 (4:59, 1st)	L/56-53
Florida Atlantic	73-43 (6:09, 2nd)	10-11 (13:24, 1st)	W/78-58
North Carolina	Never Led	42-91 (2:00, 2nd)	L/95-49
Marquette	Never Led	56-87 (2:05, 2nd)	L/87-62
Texas	2-0 (19:02, 1st)	39-64 (7:14, 2nd)	L, 69-55
Alcorn State	58-32 (7:22, 2nd)	0-2 (19:54, 1st)	W, 60-42
Providence	Never Led	33-59 (10:54, 2nd)	L, 73-63
Texas-San Antonio	47-35 (2:25, 2nd)	6-11 (13:12, 1st)	W, 53-42
Loyola-Chicago	6-0 (15:22, 1st)	38-56 (6:36, 2nd)	L, 59-51
Central Arkansas	68-52 (4:25, 1st)	Never Trailed	W, 79-72
Alabama A&M	27-12 (5:58, 1st)	33-35 (12:57, 2nd)	L, 59-57
New Orleans	97-45 (:43, 2nd)	Never Trailed	W, 97-46
South Carolina	4-0 (18:05, 1st)	4-12 (14:52, 1st)	W, 56-54
Georgia	72-59 (:10, 2nd)	23-30 (5:05, 1st)	W, 72-61
Alabama	10-6 (14:30, 1st)	36-73 (4:45, 2nd)	L, 75-43
Tennessee	14-13 (11:38, 1st)	55-72 (1:19, 2nd)	L, 72-57
Arkansas	2-0 (19:02, 1st)	59-89 (3:27, 2nd)	L, 96-70
Florida	4-3 (18:08, 1st)	23-49 (14:22, 2nd)	L, 82-47
Texas A&M	31-17 (18:48, 2nd)	49-55 (:13, OT)	L, 55-49
LSU	36-19 (3:20, 1st)	0-2 (19:38, 1st)	L, 69-68
Ole Miss	2-0 (19:24, 1st)	20-42 (:28, 1st)	L, 93-75
Florida	5-4 (15:09, 1st)	52-79 (2:42, 2nd)	L, 83-58
Missouri	Never Led	27-71 (5:23, 2nd)	L, 78-36
LSU	Never Led	40-60 (11:07, 2nd)	L, 80-68
Alabama	2-0 (19:19, 1st)	47-62 (1:09, 2nd)	L, 64-56
Vanderbilt			
Kentucky			
Ole Miss			
South Carolina			
Auburn			
SEC Tournament			

Mississippi State Scoring By The Half

Team	1st Half	2nd Half
Troy	22	31
Florida Atlantic	43	35
North Carolina	17	32
Marquette	27	35
Texas	20	35
Alcorn State	37	23
Providence	21	42
Texas-San Antonio	23	30
Loyola Chicago	20	31
Central Arkansas	34	45
Alabama A&M	33	24
New Orleans	43	54
South Carolina	26	30
Georgia	36	36
Alabama	22	21
Tennessee	29	28
Arkansas	33	37
Florida	19	28
Texas A&M	29	18
LSU	40	28
Ole Miss	23	52
Florida	26	32
Missouri	10	26
LSU	28	40
Alabama	20	31

Opponent Scoring By The Half

Team	1st Half	2nd Half
Troy	32	24
Florida Atlantic	26	32
North Carolina	49	46
Marquette	48	41
Texas	38	31
Alcorn State	21	21
Providence	39	34
Texas-San Antonio	17	25
Loyola Chicago	34	25
Central Arkansas	25	47
Alabama A&M	25	34
New Orleans	16	30
South Carolina	26	28
Georgia	35	26
Alabama	30	45
Tennessee	37	35
Arkansas	42	54
Florida	41	41
Texas A&M	17	30
LSU	26	43
Ole Miss	42	51
Florida	42	41
Missouri	34	44
LSU	41	39
Alabama	31	33

Lowest First Half: 10, Missouri
 Highest First Half: 43, Florida Atlantic/New Orleans
 Lowest Second Half: 18, Texas A&M
 Highest Second Half: 54, New Orleans

Lowest First Half: 16, New Orleans
 Highest First Half: 49, North Carolina
 Lowest Second Half: 21, Alcorn State
 Highest Second Half: 54, Arkansas

MISSISSIPPI STATE BY THE NUMBERS

MSU'S 2012-13 RECORD WHEN . . .

Leads at Halftime	6-3
Trails at Halftime	0-15
Is Tied at Halftime	1-0
Shoots 45% or better from the field	5-2
Shoots less than 45% from the field	2-16
Opp. shoots less than 45% from the field	7-5
Opp. shoots 45% or better from the field	0-13
Outrebounds (or ties) the opponent	3-4
Outrebounded by the opponent	4-14
Fewer (or ties) TOs than opponent	5-6
More TOs than opponent	2-12
Holds opponents to 65 points or less	6-5
In games decided by 10 points or less	2-7

MSU'S 2012-13 RECORD IN . . .

All Games	7-18
Home Games	5-6
Road Games	1-9
Neutral-sites	1-3
Non-SEC Games	5-7
Non-SEC Home Games	4-1
Non-SEC Road Games	0-3
Non-SEC Neutral-site Games	1-3
SEC Games	2-11
SEC Home Games	1-5
SEC Road Games	1-6
SEC Tournament	0-0
November Games	2-4
December Games	2-3
January Games	3-5
February Games	0-6
March Games	0-0
Monday Games	0-1
Tuesday Games	3-1
Wednesday Games	1-7
Thursday Games	1-0
Friday Games	0-1
Saturday Games	2-6
Sunday Games	0-1
Overtime Games	0-1
Television Games	3-16
Games vs. Ranked Opponents	0-4

MISC. 2012-13 TEAM STATS

Largest Lead Surrendered in Loss:
17, vs LSU (2-02-13)

Largest Deficit Overcome in Win:
8, vs. South Carolina (1-9-13)

Largest Lead at Anytime:
52, vs. New Orleans (1-3-13)

Largest Deficit Anytime:
49, vs. North Carolina (11-19-12)

MISCELLANEOUS MSU INDIVIDUAL STATISTICS

Games Scoring in Double Figures: Thomas 12, Sword 12, Ware 12, Johnson 10, Borchert 8, Steele 7, Bloodman 5, Lewis 3, Cunningham

Games Scoring 20-plus Points: Lewis, Ware, Steele, Sword

Games Scoring 30-plus Points:

Games Rebounding in Double Figures: Ware 3, Lewis, Borchert

Games With Double Figures in Assists:

Games With Double-Doubles: Ware 2, Lewis

Games With Triple-Doubles:

Games As Team High Scorer (or co-leader): Thomas 6, Sword 5, Ware 4, Steele 4, Johnson 3, Lewis 2, Borchert, Bloodman

Games As Team High Rebounder (or co-leader): Ware 16, Borchert 7, Johnson 3, Steele 3, Bloodman, Lewis, Thomas, Sword

Games As Team Leader in Assists (or co-leader): Bloodman 13, Sword 11, Thomas 7, Cunningham 5, Borchert 4, Steele 3, Ware

Games As Team Leader in Steals (or co-leader): Sword 7, Thomas 7, Bloodman 6, Borchert 5, Ware 4, Johnson 2, Cunningham 2, Steele

Games As Team Leader in Blocks (or co-leader): Borchert 13, Thomas 8, Ware 7, Johnson 3, Lewis 2, Bloodman, Sword

Games As Team Leader in Turnovers (or co-leader): Sword 15, Bloodman 10, Borchert 5, Johnson 4, Steele 2, Thomas 2, Ware 2, Lewis

MSU'S RECORD BY STARTING LINEUP

Steele, Bloodman, Thomas, Borchert, Lewis	1-1
Sword, Bloodman, Thomas, Johnson, Lewis	0-3
Sword, Bloodman, Cunningham, Johnson, Ware	1-1
Sword, Bloodman, Thomas, Johnson, Ware	2-1
Sword, Bloodman, Cunningham, Borchert, Ware	1-1
Sword, Bloodman, Steele, Borchert, Ware	2-7
Sword, Bloodman, Thomas, Borchert, Ware	0-4

GAME-BY-GAME STARTERS

Opponent	Date	Guard	Guard	Guard	Forward	Forward	Record
Troy	11/09/12	Steele	Bloodman	Thomas	Lewis	Borchert	0-1
Florida Atlantic	11/13/12	Steele	Bloodman	Thomas	Lewis	Borchert	1-1
North Carolina	11/19/12	Sword	Bloodman	Thomas	Lewis	Johnson	1-2
Marquette	11/20/12	Sword	Bloodman	Thomas	Lewis	Johnson	1-3
Texas	11/21/12	Sword	Bloodman	Thomas	Lewis	Johnson	1-4
Alcorn State	11/27/12	Sword	Bloodman	Cunningham	Ware	Johnson	2-4
Providence	12/01/12	Sword	Bloodman	Cunningham	Ware	Johnson	2-5
Texas-San Antonio	12/04/12	Sword	Bloodman	Thomas	Ware	Johnson	3-5
Loyola-Chicago	12/15/12	Sword	Bloodman	Thomas	Ware	Johnson	3-6
Central Arkansas	12/22/12	Sword	Bloodman	Thomas	Ware	Johnson	4-6
Alabama A&M	12/30/12	Sword	Bloodman	Cunningham	Ware	Borchert	4-7
New Orleans	01/03/13	Sword	Bloodman	Cunningham	Ware	Borchert	5-7
South Carolina	01/09/13	Sword	Bloodman	Steele	Ware	Borchert	6-7
Georgia	01/12/13	Sword	Bloodman	Steele	Ware	Borchert	7-7
Alabama	01/16/13	Sword	Bloodman	Steele	Ware	Borchert	7-8
Tennessee	01/19/13	Sword	Bloodman	Steele	Ware	Borchert	7-9
Arkansas	01/23/13	Sword	Bloodman	Steele	Ware	Borchert	7-10
Florida	01/26/13	Sword	Bloodman	Steele	Ware	Borchert	7-11
Texas A&M	01/30/13	Sword	Bloodman	Steele	Ware	Borchert	7-12
LSU	02/02/13	Sword	Bloodman	Steele	Ware	Borchert	7-13
Ole Miss	02/06/13	Sword	Bloodman	Steele	Ware	Borchert	7-14
Florida	02/09/13	Sword	Bloodman	Thomas	Ware	Borchert	7-15
Missouri	02/13/13	Sword	Bloodman	Thomas	Ware	Borchert	7-16
LSU	02/16/13	Sword	Bloodman	Thomas	Ware	Borchert	7-17
Alabama	02/20/13	Sword	Bloodman	Thomas	Ware	Borchert	7-18
Vanderbilt							
Kentucky							
Ole Miss							
South Carolina							
Auburn							
SEC Tournament							

2012-13 Win-Loss Differential

Diff.	1	2	3	4	5	6	7	8	9	10	11	12	13	14	15	16	17	18	19	20	21	22	23	24	25+
Won		1					1				2							1		1					1
Lost	1	1	1			1	2		1		1	1	1				1								7

MISSISSIPPI STATE BY THE NUMBERS

MSU Season and Career Totals

	2012-13	Career
Double-Figure Scoring		
Jalen Steele	7 (2-5)	21 (11-10)
Gavin Ware	12 (3-9)	12 (3-9)
Trivante Bloodman	5 (1-4)	5 (1-4)
Roquez Johnson	10 (4-6)	10 (4-6)
Craig Sword	12 (6-6)	12 (6-6)
Fred Thomas	12 (3-9)	12 (3-9)
Wendell Lewis	3 (1-2)	5 (3-2)
Colin Borchert	8 (2-6)	8 (2-6)
Cunningham	1 (1-0)	1 (1-0)
20-Plus Point Games		
Wendell Lewis	1 (1-0)	1 (1-0)
Gavin Ware	1 (1-0)	1 (1-0)
Jalen Steele	1 (1-0)	1 (1-0)
Craig Sword	1 (0-1)	1 (0-1)
30-Plus Point Games		
10-Plus Rebound Games		
Gavin Ware	3 (2-1)	3 (2-1)
Wendell Lewis	1 (0-1)	2 (1-1)
Colin Borchert	1 (1-0)	1 (1-0)
Double-Doubles		
Gavin Ware	2 (1-1)	2 (1-1)
Wendell Lewis	1 (0-1)	2 (1-1)
3-Plus 3-Point Games		
Fred Thomas	3 (1-2)	3 (1-2)
Jalen Steele	3 (2-1)	12 (7-5)
Tyson Cunningham	1 (0-1)	1 (0-1)
Colin Borchert	1 (0-1)	1 (0-1)
10-Plus 3-Point Attempt Games		
Thomas	1 (0-1)	1 (0-1)
3-Plus Steal Games		
Colin Borchert	3 (2-1)	3 (2-1)
Fred Thomas	6 (3-3)	6 (3-3)
Craig Sword	5 (2-3)	5 (2-3)
Roquez Johnson	1 (0-1)	1 (0-1)
Jalen Steele		2 (1-1)
Tyson Cunningham	1 (1-0)	1 (1-0)
Bloodman	2 (0-2)	2 (0-2)
5-Plus Block Games		
Wendell Lewis		2 (1-1)
Ware	1 (0-1)	1 (0-1)
5-Plus Made Free Throws		
Trivante Bloodman	7 (3-4)	7 (3-4)
Roquez Johnson	6 (3-3)	6 (3-3)
Craig Sword	4 (2-2)	4 (2-2)
Jalen Steele		1 (1-0)
Fred Thomas	2 (0-2)	2 (0-2)
Gavin Ware	2 (1-1)	2 (1-1)
Colin Borchert	1 (1-0)	1 (1-0)

Note: Record in games in ()

SEC ROAD RECORDS LAST 15 YEARS

Team	Record	Pct.
1. Kentucky	72-46	.610
2. Florida	64-55	.538
3. Tennessee	53-65	.449
4. Mississippi State	41-78	.345
T5. Vanderbilt	36-82	.305
T5. LSU	36-82	.305
T5. Alabama	36-82	.305
8. Georgia	29-89	.246
9. Auburn	28-90	.237
10. Ole Miss	28-91	.235
11. South Carolina	25-92	.214
12. Arkansas	24-94	.203
13. Texas A&M	3-4	.429
14. Missouri	1-5	.167

DIFFERENCE BETWEEN WINNING AND LOSING

Wins	Stat	Losses
70.7	Points	56.5
53.6	Opp. Points	74.8
+17.1	Scoring Margin	-18.3
47.0	FG%	38.1
33.6	Opp. FG%	47.7
32.4	3FG%	26.4
26.1	Opp. 3FG%	38.5
39.0	Rebounds	31.4
33.7	Opp. Rebounds	37.6
+5.3	Rebound Margin	-6.2
12.0	Assists	8.8
13.2	Turnovers	17.3
11.3	Steals	6.7
5.4	Blocks	3.2

THE LAST TIME . . .

THE LAST TIME AN MSU PLAYER ...

Scored 30 or more points in a game:
32, Ravern Johnson vs. Tenn. St. (11-12-10)

Scored 33 or more points in a game:
33, Ravern Johnson vs. Troy (11-26-10)

Scored 34 or more points in a game:
34, Arnett Moultrie vs. UMass (3-13-12)

Scored 35 or more points in a game:
36, Jeff Malone at Ole Miss (2-19-83)

Scored 37 or more points in a game:
39, Jeff Malone vs. Alabama (1-31-83)

Scored 40 or more points in a game:
40, Rickey Brown vs. Auburn (3-7-77)

Scored 20+ points in back-to-back games:
Arnett Moultrie (21 vs. Vanderbilt 1-21-12; 28 vs. LSU 1-25-12)

Scored 20+ points in three-consecutive games:
Arnett Moultrie (20 vs. Troy 12-10-11; 21 vs. West Va. 12-3-11; 20 vs. N. Texas 11-27-11)

Scored 20+ points in five-consecutive games:
Jeff Malone, 1982-83 (11 consecutive)

Scored 30+ points in back-to-back games:
Jeff Malone (36 at Ole Miss & 30 vs. Georgia, 1982-83)

Scored 30+ points in three-consecutive games:
Jeff Malone (33 at LSU; 36 at Ole Miss & 30 vs. Georgia, 1982-83)

Made 10 field goals in a game:
10, Arnett Moultrie vs. LSU (1-25-12)

Made 11 field goals in a game:
11, Dee Bost vs. Auburn (2-13-10)

Made 12 field goals in a game:
12, Arnett Moultrie vs. UMass (3-13-12)

Made 13 field goals in a game:
13, Horatio Webster vs. SW Missouri St. (11-23-97)

Made 14 field goals in a game:
14, Cameron Burns at Georgia (1-17-90)

Made 15 or more field goals in a game:
16, Raymond Brown vs. Florida (3-2-85)

Attempted 20 field goals in a game:
20, Ravern Johnson vs. St. Mary's (12-29-10)

Attempted 21 or more field goals in a game:
21, Dee Bost vs. Kentucky (2-16-10)

Attempted 23 or more field goals in a game:
23, Arnett Moultrie vs. UMass (3-13-12)

Attempted 25 field goals in a game:
25, Chuck Evans at Alabama (3-6-93)

Attempted 26 field goals in a game:
26, Tony Watts at Ole Miss (2-22-92)

Attempted 27 or more field goals in a game:
28, Jeff Malone vs. Vanderbilt (1-8-83)

Made six 3-pointers in a game:
6, Dee Bost vs. Old Dominion (11-28-09)

Made seven 3-pointers in a game:
7, Dee Bost vs. Troy (12-10-11)

Made eight or more 3-pointers in a game:
8, Winsome Frazier vs. UMKC (11-23-04)

Attempted 11 3-pointers in a game:
11, Dee Bost vs. Detroit (12-17-11)

Attempted 12 3-pointers in a game:
12, Ravern Johnson vs. ETSU (12-11-10)

Attempted 13 or more 3-pointers in a game:
13, Dee Bost vs. Troy (12-10-11)

Attempted 16 or more 3-pointers in a game:
17, Darryl Wilson vs. Alabama (3-4-95)

Made 14 or more free throws in a game:
14, Charles Rhodes vs. Oregon (3-21-08)

Made 15 or more free throws in a game:
18, Rich Knarr vs. Auburn (2-19-73)

Attempted 17 free throws in a game:
17, Jarvis Varnado at Houston (12-19-09)

Attempted 18 free throws in a game:
18, Charles Rhodes vs. Oregon (3-21-08)

Attempted 19 free throws in a game:
19, Carl Nichols vs. SE La. (12-1-88)

Had 16 rebounds in a game:
16, Kodi Augustus at Houston (12-19-09)

Had 17 rebounds in a game:
17, Jarvis Varnado at San Diego (12-31-09)

Had 18 or more rebounds in a game:
21, Wesley Morgan vs. SE La. (11-28-05)

Had 22 or more rebounds in a game:
23, Rickey Brown vs. Vanderbilt (12-6-79)

Had 24 or more rebounds in a game:
24, Wiley Peck vs. Alabama (1-27-79)

Had 10 or more offensive rebounds in a game:
11, Arnett Moultrie vs. Northwestern State (12-22-11)

Had 10 defensive rebounds in a game:
10, Arnett Moultrie vs. Ole Miss (1-18-12)

Had 11 defensive rebounds in a game:
11, Renardo Sidney (2-11-12)

Had 12 or more defensive rebounds in a game:
15, Jarvis Varnado at San Diego (12-31-09)

Had 10 assists in a game:
10, Dee Bost vs. LSU (1-25-11)

Had 11 assists in a game:
11, Dee Bost vs. Vanderbilt (3-11-11)

Had 13 assists in a game:
13, Dee Bost vs. Ole Miss (2-9-12)

Had 14 assists in a game:
14, Gary Ervin vs. Florida A&M (12-20-04)

Had 15 or more assists in a game:
16, Chuck Evans at UMKC (2-23-93)

Had 10 or more turnovers in a game:
10, Charles Rhodes vs. Nicholls (11-11-06)

Had five or more blocks in a game:
5, Gavin Ware at Loyola (12-15-12)

Had seven blocks in a game:
7, Jarvis Varnado at LSU (2-20-10)

Had eight blocks in a game:
8, Jarvis Varnado vs. Alabama (2-24-10)

Had nine blocks in a game:
9, Jarvis Varnado at Vanderbilt (2-3-10)

Had 10 blocks in a game:
10, Jarvis Varnado vs. Arkansas (1-14-10)

Had 10+ blocks in two consecutive games:
Jarvis Varnado (10 vs. Georgia & 10 vs. Kentucky, 2007-08)

Had five steals in a game:
5, Craig Sword vs. Florida (1-26-13)

Had six or more steals in a game:
7, Fred Thomas vs. Florida (1-26-13)

LAST TIME AN MSU TEAM...

Scored 100 or more points:
106 vs. Troy (12-10-11)

Scored 100 or more points in an SEC game:
105 vs. Auburn (3-2-04)

Allowed 100 or more points in an SEC game:
115 at Arkansas (2-20-93)

Allowed 100 or more points in non-SEC play:
101 vs. UMass (3-13-12)

Was held to 52 points or less:
51 at Loyola (12-15-12)

Was held to 50 points:
50 vs. Alabama (2-25-12)

Was held to 49 points or less:
49 vs. Texas A&M (1-30-13)

Was held to 45 points or less:
43 vs. Alabama (1-16-13)

Was held to 40 points or less:
36 vs. Missouri (2-13-13)

Held opponent to 60 points or less:
59 vs. Alabama A&M (12-30-12)

Held opponent to 57 points or less:
57 vs. No. 15 Arizona (11-18-11)

Held opponent to 56 points or less:
56 at Troy (11-09-12)

Held opponent to 55 points or less:
55 vs. Texas A&M (1-30-13)

Held opponent to 50 points or less:
46 vs. New Orleans (1-3-13)

Held opponent to 45 points or less:
45 vs. MVSU (12-28-09)

Held opponent to 42 points or less:
42 vs. Texas-San Antonio (12-4-12)

Held opponent to 39 points or less:
39 at LSU (1-9-08)

Shot 50 percent or better from the field:
.518 [29-56] vs. Arkansas (3-3-12)

Shot 55 percent or better from the field:
.565 [35-62] vs. New Orleans (1-3-13)

Shot 60 percent or better from the field:
.604 [29-48] vs. Auburn (2-4-12)

Shot 65 percent or better from the field:
.660 [35-53] vs. Western Kentucky (1-5-09)

Was held to less than 35 percent from the field:
.327 [17-52] vs. Florida (1-26-13)

Was held to less than 30 percent from the field:
.283 [17-60] vs. North Carolina (11-19-12)

Was held to less than 25 percent from the field:
.239 [11-46] vs. Missouri (2-13-13)

Held opp. to 35 percent or less from the field:
.328 [19-58] vs. Georgia (1-12-13)

Held opp. to 30 percent or less from the field:
.273 [15-55] vs. Texas-San Antonio (12-4-12)

Opponent shot 50 percent or better:
.545 [30-55], LSU (2-16-13)

Made 35 or more field goals:
35 vs. New Orleans (1-3-13)

Made 40 or more field goals:
40 vs. Troy (12-10-11)

Attempted 70 or more shots from the field:
71 vs. Troy (12-10-11)

Attempted 80 or more shots from the field:
80 at Alabama (2-21-09)

Attempted just 40 shots from the field:
40 vs. Texas A&M (1-30-13)

Attempted 39 or fewer shots from the field:
39 vs. Vanderbilt (2-12-05)

Made 10 or more 3-pointers:
11 vs. New Orleans (1-3-13)

Made 12 3-pointers:
12 vs. Auburn (2-4-12)

Made 15 3-pointers:
15 vs. North Carolina A&T (12-12-10)

Made 16 3-pointers:
16 vs. Troy (12-10-11)

Did not make a 3-pointer:
[0-10] vs. South Carolina (1-9-13)

Made just one 3-pointer:
vs. Southeastern Louisiana (11-28-05)

Made just two 3-pointers:
vs. Providence (12-01-12)

Attempted only 10 3-pointers:
10 vs. South Carolina (1-9-13)

Attempted six 3-pointers or less:
6 at Ole Miss (1-29-03)

Attempted 25 3-pointers:
25 vs. Ole Miss (2-9-12)

Attempted 26 3-pointers:
26 vs. South Carolina (3-5-11)

Attempted 27 or more 3-pointers:
29 vs. Ole Miss (1-18-12)

Attempted 30 or more 3-pointers:
31 vs. Troy (12-10-11)

Attempted 35 or more 3-pointers:
35 vs. Kentucky (2-16-10)

Made 31 or more free throws:
30 vs. Arkansas (1-15-05)

Made 40 or more free throws:
41 vs. LSU (2-11-09)

Made 50 or more free throws:
52 vs. LSU (2-11-09)

Made fewer than five free throws:
4 at Alabama (1-19-08)

Made fewer than four free throws:
3 vs. Baylor (12-28-11)

Made only 1 free throw:
1 at Kentucky (1-13-07)

Attempted 30 or more free throws:
33 vs. Alcorn State (11-27-12)

THE LAST TIME (CONTINUED) . . .

Attempted 35 or more free throws: 36 vs. Central Arkansas (12-22-12)	Had Fewer Than 5 Assists: 3, Missouri (2-13-13)	Had 11 blocked shots: 11 at Alabama (2-21-09)
Attempted 40 or more free throws: 41 vs. Charlotte (11-29-06)	Had 20 or more turnovers: 20 vs. Washington St. (11-28-08)	Had 12 blocked shots: 12 vs. Troy (11-26-10)
Attempted fewer than 10 free throws: 8, vs. Alabama (1-16-13)	Had 21 or more turnovers: 21 vs. Alabama (1-16-13)	Had 13 blocked shots: 13 vs. Arkansas (1-14-10)
Had 50 or more rebounds: 50 vs. Alcorn State (11-27-12)	Had 22 or more turnovers: 23 vs. Alabama (2-20-13)	Had 14 blocked shots: 14 vs. Texas-Pan American (11-24-09)
Had 55 or more rebounds: 58 vs. Troy (12-10-05)	Had 25 turnovers: 25 vs. UT Martin (11-17-07)	Had 16 blocked shots: 16 vs. Georgia (1-12-08)
Had 59 or more rebounds: 59 at Houston (12-19-09)	Had 29 or more turnovers: 29 at Arkansas (1-23-13)	Had 10 steals: 10 vs. Alcorn State (11-27-12)
Had fewer than 25 rebounds: 24 vs. LSU (2-16-13)	Had 30 or more turnovers: 31 at Kentucky (1-7-97)	Had 11 steals: 11 vs. LSU (2-2-13)
Had 20 or more assists: 20 vs. Louisiana-Monroe (11-21-11)	Had 34 or more turnovers: 34 at Evansville (12-17-75)	Had 12 steals: 12 vs. Florida (1-26-13)
Had 21 or more assists: 21 vs. Auburn (2-4-12)	Had fewer than 10 turnovers: 9 vs. LSU (2-16-13)	Had 13 or more steals: 14 vs. South Carolina (1-9-13)
Had 25 or more assists: 25 vs. St. Bonaventure (12-05-09)	Had five or fewer turnovers: 5 vs. Florida Atlantic (11-30-10)	Had 17 or more steals: 17 vs. Florida Atlantic (11-13-12)
Had 30 or more assists: 30 vs. Troy (12-10-11)	Forced 25 or more turnovers: 27 vs. Florida Atlantic (11-13-12)	Had 20 or more steals: 20 vs. Nicholls State (11-17-01)
	Had 10 blocked shots: 10 vs. Tennessee (1-12-12)	Had 1 steal or less: 1 vs. Vanderbilt (3-11-11)

CHARTING THE BULLDOGS

Dunks	
Gavin Ware	31
Craig Sword	11
Fred Thomas	7
Roquez Johnson	6
Colin Borchert	4
Wendell Lewis	1
Jalen Steele	1
Charges Drawn	
Trivante Bloodman	11
Tyson Cunningham	5
Craig Sword	4
Roquez Johnson	3
Fred Thomas	2
Colin Borchert	1
Jalen Steele	1
Point Distribution (%)	
Senior	65 (4.3)
Junior	381 (25.2)
Sophomore	354 (23.4)
Freshman	712 (47.1)
Total	1,512
First Sub	
Fred Thomas	7
Roquez Johnson	5
Colin Borchert	4
Tyson Cunningham	4
Craig Sword	2
Gavin Ware	2
Jalen Steele	2
Wendell Lewis	1
Scored First Points	
Craig Sword	8
Colin Borchert	4
Jalen Steele	2
Gavin Ware	4
Wendell Lewis	1
Roquez Johnson	4
Tyson Cunningham	1
Trivante Bloodman	1
How First Points Were Scored	
Jump Shot	6
3-Pointer	5
Free Throws	3
Layup	9
Dunk	1
Putback	1
Final Three Minutes From FT Line	
Jalen Steele	3-4
Wendell Lewis	2-2
Gavin Ware	6-8
Craig Sword	13-19
Fred Thomas	3-6
Colin Borchert	8-12
Roquez Johnson	6-12
Trivante Bloodman	11-13
Total	52-76 (.684)

0 JALEN STEELE



Junior • Guard



Fulton High School

Season & MSU Highs

Points

Season: 21, Georgia (1-12-13)
 Career: 21, Georgia (1-12-13)

Field Goals Made

Season: 7, Georgia (1-12-13)
 Career: 7, Georgia (1-12-13)

Field Goals Attempted

Season: 16, Georgia (1-12-13)
 Career: 16, Georgia (1-12-13)

3-Point FG Made

Season: 4, twice,
 last vs. Georgia (1-12-13)
 Career: 5, four times,
 last vs. UMass (3-13-12)

3-Point FG Attempted

Season: 8, Georgia (1-12-13)
 Career: 9, twice,
 last vs. UMass (3-13-12)

Free Throws Made

Season: 4, three times,
 last vs. Alabama (2-20-13)
 Career: 7, Florida Atlantic (12-13-11)

Free Throws Attempted

Season: 4, four times,
 last vs. Alabama (2-20-13)
 Career: 8, Florida Atlantic (12-13-11)

Rebounds

Season: 7, twice,
 last vs. Georgia (1-12-13)
 Career: 7, three times,
 last vs. Georgia (1-12-13)

Assists

Season: 3, Ole Miss (2-6-13)
 Career: 5, Louisiana-Monroe (11-21-11)

Blocks

Season: 1, Arkansas (1-23-13)
 Career: 1, four times,
 last vs. Arkansas (1-23-13)

Steals

Season: 2, twice,
 last vs. South Carolina (1-9-13)
 Career: 3, twice,
 last vs. Baylor (12-28-11)

Minutes

Season: 36, Texas A&M (1-30-13)
 Career: 38, Florida Atlantic (12-13-11)

Things To Note . . .

Scored a team-high 16 points at Troy. ... Streak of 30-straight made free throws ended at Georgia. ... Eight minutes into the game against Florida Atlantic fractured left wrist. ... After missing eight games, returned to action against Alabama A&M and scored 10 points. ... Hit 100th 3-pointer vs. Alabama A&M. ... Tied season-high with four made 3-pointers vs. New Orleans and had career-high 21 points at Georgia to go over 500 points for career. ... Missed Florida, Missouri and LSU games after being suspended indefinitely. ... Returned at Alabama and scored 15 points.

2012-13 Game-By-Game

Opponent	MIN	FG	Pct.	3FG	Pct.	FT	Pct.	O-D-R	PF	A	TO	B	S	PTS
N9 Troy	34	5-12	.417	2-5	.400	4-4	1.000	0-7-7	1	1	1	0	2	16
N13 Florida Atlantic	8	1-3	.333	0-0	.000	0-0	.000	0-0-0	0	0	0	0	0	2
N19 North Carolina	-DNP-													
N20 Marquette	-DNP-													
N21 Texas	-DNP-													
N27 Alcorn State	-DNP-													
D1 Providence	-DNP-													
D4 Texas-San Antonio	-DNP-													
D15 Loyola-Chicago	-DNP-													
D22 Central Arkansas	-DNP-													
D30 Alabama A&M	27	3-9	.333	2-6	.333	2-2	1.000	1-0-1	2	1	2	0	1	10
J3 New Orleans	20	5-12	.417	4-6	.667	2-2	1.000	1-3-4	2	1	3	0	1	16
J9 South Carolina	20	2-8	.250	0-3	.000	0-0	.000	0-3-3	1	1	1	0	2	4
J12 Georgia	31	7-16	.438	4-8	.500	3-4	.750	1-6-7	1	2	3	0	1	21
J16 Alabama	24	2-8	.250	1-5	.200	0-0	.000	1-2-3	0	2	4	0	1	5
J19 Tennessee	27	6-10	.600	1-3	.333	2-2	1.000	0-1-1	0	0	0	0	1	15
J23 Arkansas	31	1-8	.125	1-5	.200	2-2	1.000	1-1-2	0	0	1	1	0	5
J26 Florida	23	0-5	.000	0-0	.000	0-0	.000	1-3-4	0	1	1	0	0	0
J30 Texas A&M	36	3-7	.429	2-6	.333	1-2	.500	0-1-1	2	2	3	0	1	9
F2 LSU	32	1-8	.125	1-4	.250	0-0	.000	0-2-2	1	2	1	0	0	3
F6 Ole Miss	30	5-13	.385	1-6	.167	4-4	1.000	2-1-3	1	3	2	0	1	15
F9 Florida	-DNP-													
F13 Missouri	-DNP-													
F16 LSU	-DNP-													
F20 Alabama	27	4-10	.400	3-6	.500	4-4	1.000	1-3-4	2	1	2	0	0	15
F23 Vanderbilt														
F27 Kentucky														
M2 Ole Miss														
M6 South Carolina														
M9 Auburn														

CAREER STATS FOR JALEN STEELE

Year	GP-GS	Min/Avg	FG-FGA	Pct	3FM-3GA	Pct	FT-FTA	Pct	Rebs	PF-D	Asst	TO	Blk	Stl	Pts/Avg
2010-11	27-6	485/18.0	49-137	.358	27-82	.329	29-39	.744	40-1.5	22-0	25	24	0	10	154/5.7
2011-12	33-16	783/23.7	92-231	.398	70-178	.393	32-35	.914	61-1.8	37-0	28	37	3	10	286/8.7
2012-13	14-11	370/26.4	45-129	.349	22-63	.349	24-26	.923	42-3.0	13-0	17	24	1	11	136/9.7
TOTALS	74-33	1638/22.1	186-497	.374	119-323	.368	85-100	.850	143-1.9	72-0	70	85	4	31	576/7.8

1 FRED THOMAS



Freshman ● Guard

6-5 ● 191

JACKSON, MS

Jim Hill High School

Season & MSU Highs

Points	Season: 19, Florida (1-26-13)
Field Goals Made	Season: 6, four times, last vs. Arkansas (1-23-13)
Field Goals Attempted	Season: 15, Marquette (11-20-12)
3-Point FG Made	Season: 4, Marquette (11-20-12)
3-Point FG Attempted	Season: 10, twice, last vs. Providence (12-1-12)

Free Throws Made	Season: 8, Florida (1-26-13)
-------------------------	------------------------------

Free Throws Attempted	Season: 9, Florida (1-26-13)
------------------------------	------------------------------

Rebounds	Season: 7, Central Arkansas (12-22-12)
-----------------	--

Assists	Season: 4, Texas (11-21-12)
----------------	-----------------------------

Blocks	Season: 3, Texas-San Antonio (12-4-12)
---------------	--

Steals	Season: 7, Florida (1-26-13)
---------------	------------------------------

Minutes	Season: 37, Texas (11-21-12)
----------------	------------------------------

Things To Note . . .
 Became fourth MSU true freshman since 2005 to start on opening day at Troy and had 4 points. ... Dished out a career-high 4 assists vs. Texas. ... Scored team-high 14 points in win against Alcorn State. ... Scored double-digits 12 times. ... Had career-best 7 rebounds against Central Arkansas. ... Scored career-high 19 points vs. Florida and had career-best 7 steals, second most in school history for a single game. ... Has made 23 out of last 27 free throws. ... T8th in SEC with 1.6 steals.

2012-13 Game-By-Game

Opponent	MIN	FG	Pct.	3FG	Pct.	FT	Pct.	O-D-R	PF	A	TO	B	S	PTS
N9 Troy	27	1-8	.125	1-6	.167	1-2	.500	0-3-3	0	1	0	0	1	4
N13 Florida Atlantic	30	6-12	.500	3-7	.429	1-1	1.000	0-4-4	2	1	1	0	5	16
N19 North Carolina	31	2-12	.167	1-10	.100	2-2	1.000	0-5-5	2	0	5	0	0	7
N20 Marquette	34	6-15	.400	4-8	.500	1-1	1.000	0-3-3	0	0	1	0	1	17
N21 Texas	37	2-10	.200	1-5	.200	5-5	1.000	1-1-2	3	4	1	1	1	10
N27 Alcorn State	26	5-12	.417	0-4	.000	4-7	.571	0-5-5	3	2	1	0	2	14
D1 Providence	30	5-14	.357	2-10	.200	0-0	.000	0-3-3	3	1	2	0	1	12
D4 Texas-San Antonio	32	3-10	.300	2-8	.250	1-2	.500	0-3-3	0	0	2	3	3	9
D15 Loyola-Chicago	35	5-14	.357	3-9	.333	1-2	.500	0-3-3	1	1	1	1	2	14
D22 Central Arkansas	33	1-9	.111	1-5	.200	2-2	1.000	1-6-7	1	3	2	1	2	5
D30 Alabama A&M	16	0-6	.000	0-4	.000	0-0	.000	0-1-1	2	3	0	0	0	0
J3 New Orleans	28	6-13	.462	2-7	.286	2-2	1.000	0-3-3	1	1	2	2	1	16
J9 South Carolina	33	4-11	.364	0-4	.000	0-2	.000	0-2-2	0	1	1	0	5	8
J12 Georgia	21	3-8	.375	2-5	.400	0-0	.000	0-3-3	1	0	0	1	1	8
J16 Alabama	26	4-8	.500	2-4	.500	0-0	.000	1-4-5	2	0	4	0	1	10
J19 Tennessee	26	4-9	.444	2-3	.667	4-5	.800	2-2-4	1	2	0	0	0	14
J23 Arkansas	24	6-12	.500	2-5	.400	3-4	.750	0-2-2	0	1	6	2	1	17
J26 Florida	25	5-14	.357	1-5	.200	8-9	.889	1-1-2	2	0	2	1	7	19
J30 Texas A&M	19	0-3	.000	0-3	.000	2-2	1.000	0-2-2	0	1	0	0	0	2
F2 LSU	24	3-9	.333	0-3	.000	2-3	.667	1-3-4	5	1	2	2	3	8
F6 Ole Miss	29	4-9	.444	2-6	.333	3-3	1.000	0-6-6	0	0	1	1	0	13
F9 Florida	29	4-9	.444	0-1	.000	0-0	.000	0-4-4	1	3	2	1	1	8
F13 Missouri	33	1-9	.111	0-4	.000	1-2	.500	0-4-4	2	2	1	1	0	3
F16 LSU	27	2-6	.333	1-4	.250	0-0	.000	0-1-1	3	0	0	1	0	5
F20 Alabama	30	0-7	.000	0-6	.000	0-0	.000	0-5-5	1	2	4	0	3	0
F23 Vanderbilt														
F27 Kentucky														
M2 Ole Miss														
M6 South Carolina														
M9 Auburn														

CAREER STATS FOR FRED THOMAS

Year	GP-GS	Min/Avg	FG-FGA	Pct	3FM-3GA	Pct	FT-FTA	Pct	Rebs	PF-D	Ast	TO	Blk	Stl	Pts/Avg
2012-13	25-12	705/28.2	82-249	.329	32-136	.235	43-56	.768	86-3.4	36-1	30	41	18	41	239/9.6

3 COLIN BORCHERT



Junior • Forward

6-8 • 231

Phoenix, AZ

East Mississippi CC

Season & MSU Highs

Points

Season: 17, New Orleans (1-3-13)

Field Goals Made

Season: 8, New Orleans (1-3-13)

Field Goals Attempted

Season: 12, LSU (2-16-13)

3-Point FG Made

Season: 3, Florida (2-9-13)

3-Point FG Attempted

Season: 7, LSU (2-16-13)

Free Throws Made

Season: 5, Central Arkansas (12-22-12)

Free Throws Attempted

Season: 8, Central Arkansas (12-22-12)

Rebounds

Season: 10, Texas-San Antonio (12-4-12)

Assists

Season: 4, New Orleans (1-3-13)

Blocks

Season: 4, South Carolina (1-9-13)

Steals

Season: 5, New Orleans (1-3-13)

Minutes

Season: 35, Texas A&M (1-30-13)

Things To Note . . .

Started and scored first points of the year for MSU at Troy. ... Suspended for Maui Invitational. ... Had a career-high 10 rebounds against Texas-San Antonio. ... Had career-high 17 points against New Orleans to go along with his career-best 5 steals and 4 assists. ... Posted a career-high 4 blocks vs. South Carolina. ... Went over 100 points for his career against Florida. ... 8th in SEC with 1.4 blocks. ... Totaled 11 points at LSU to go along with his 4 steals and 3 blocks. ... Tied SEC best with 14 points at Alabama (Florida) and had SEC-best 9 rebounds. ... 100th-career board came at Alabama.

2012-13 Game-By-Game

Opponent	MIN	FG	Pct.	3FG	Pct.	FT	Pct.	O-D-R	PF	A	TO	B	S	PTS
N9 Troy	32	3-9	.333	1-4	.250	0-0	.000	2-1-3	3	1	2	1	0	7
N13 Florida Atlantic	23	1-4	.250	1-1	1.000	0-0	.000	1-3-4	2	2	0	3	4	3
N19 North Carolina	-DNP-													
N20 Marquette	-DNP-													
N21 Texas	-DNP-													
N27 Alcorn State	15	2-5	.400	0-2	.000	2-2	1.000	2-2-4	5	0	1	1	0	6
D1 Providence	20	3-8	.375	0-3	.000	0-0	.000	0-0-0	4	2	1	0	0	6
D4 Texas-San Antonio	26	2-5	.400	0-1	.000	0-0	.000	1-9-10	2	1	2	2	0	4
D15 Loyola-Chicago	22	3-8	.375	0-4	.000	1-1	1.000	4-1-5	4	1	3	1	2	7
D22 Central Arkansas	27	3-6	.500	0-1	.000	5-8	.625	1-3-4	3	2	3	1	1	11
D30 Alabama A&M	29	3-8	.375	0-1	.000	2-2	1.000	2-2-4	1	0	0	1	1	8
J3 New Orleans	26	8-10	.800	1-2	.500	0-0	.000	2-6-8	3	4	1	3	5	17
J9 South Carolina	31	3-8	.375	0-1	.000	2-2	1.000	2-4-6	2	1	3	4	0	8
J12 Georgia	29	3-6	.500	1-3	.333	0-1	.000	0-5-5	3	2	3	1	2	7
J16 Alabama	23	2-7	.286	1-4	.250	0-0	.000	0-3-3	2	0	3	3	1	5
J19 Tennessee	23	0-7	.000	0-2	.000	0-0	.000	1-4-5	2	3	1	2	0	0
J23 Arkansas	22	2-5	.400	2-4	.500	0-0	.000	0-3-3	5	2	3	0	0	6
J26 Florida	26	3-10	.300	2-5	.400	2-2	1.000	1-1-2	3	1	3	0	0	10
J30 Texas A&M	35	4-9	.444	2-5	.400	0-0	.000	2-3-5	1	2	5	1	2	10
F2 LSU	29	4-9	.444	2-3	.667	0-3	.000	1-5-6	2	2	5	2	2	10
F6 Ole Miss	24	4-10	.400	0-3	.000	1-2	.500	3-2-5	5	1	3	0	1	9
F9 Florida	33	5-11	.455	3-5	.600	1-2	.500	1-4-5	3	1	4	0	1	14
F13 Missouri	23	2-8	.250	2-4	.500	0-0	.000	0-5-5	2	0	1	0	1	6
F16 LSU	30	5-12	.417	1-7	.143	0-0	.000	1-3-4	2	2	2	3	4	11
F20 Alabama	34	5-11	.455	1-3	.333	3-6	.500	2-7-9	2	0	5	1	2	14
F23 Vanderbilt														
F27 Kentucky														
M2 Ole Miss														
M6 South Carolina														
M9 Auburn														

CAREER STATS FOR COLIN BORCHERT

Year	GP-GS	Min/Avg	FG-FGA	Pct	3FM-3GA	Pct	FT-FTA	Pct	Rebs	PF-D	Asst	TO	Blk	Stl	Pts/Avg
2012-13	22-17	582/26.5	70-176	.398	20-68	.294	19-31	.613	105-4.8	61-3	30	54	30	29	179/8.1

4 TRIVANTE BLOODMAN



Sophomore • Guard



Olney Central College

Things To Note . . .

Started first-career game at Troy, while registering 11 points. ... Has started all 24 games for the Bulldogs. ... Keyed MSU against FAU with 9 points, 7 assists and 4 rebounds. ... Had season best two made 3-pointers vs. Texas. ... Had career-high 8 rebounds at Providence. ... Had first-career block at Georgia. ... Scored 100th-career points vs. Texas A&M. ... Had 10 points at Florida. ... Made 21 out of last 26 free throws. ... Had career-high 13 points vs. Missouri.

2012-13 Game-By-Game

Opponent	MIN	FG	Pct.	3FG	Pct.	FT	Pct.	O-D-R	PF	A	TO	B	S	PTS
N9 Troy	33	4-5	.800	0-0	.000	3-6	.500	1-3-4	1	1	2	0	1	11
N13 Florida Atlantic	28	2-7	.286	0-1	.000	5-6	.833	1-4-5	2	7	2	0	1	9
N19 North Carolina	31	2-7	.286	0-1	.000	2-3	.667	2-2-4	2	3	5	0	2	6
N20 Marquette	27	1-2	.500	1-1	1.000	2-3	.667	1-1-2	2	1	3	0	1	5
N21 Texas	36	2-6	.333	2-2	1.000	3-4	.750	1-3-4	2	1	4	0	1	9
N27 Alcorn State	26	0-3	.000	0-1	.000	3-4	.750	0-3-3	2	2	1	0	2	3
D1 Providence	34	1-5	.200	0-1	.000	0-1	.000	4-4-8	4	4	4	0	2	2
D4 Texas-San Antonio	30	0-1	.000	0-0	.000	0-0	.000	0-0-0	2	5	2	0	2	0
D15 Loyola-Chicago	34	1-4	.250	1-2	.500	0-1	.000	2-1-3	3	1	2	0	0	3
D22 Central Arkansas	34	3-6	.500	0-2	.000	6-8	.750	0-5-5	1	2	3	0	0	12
D30 Alabama A&M	27	1-2	.500	0-1	.000	2-2	1.000	1-4-5	4	1	3	0	1	4
J3 New Orleans	31	3-5	.600	1-2	.500	2-2	1.000	1-2-3	1	5	4	0	1	9
J9 South Carolina	22	0-4	.000	0-1	.000	2-2	1.000	2-0-2	4	2	3	0	1	2
J12 Georgia	29	0-2	.000	0-1	.000	6-8	.750	1-2-3	3	5	2	1	2	6
J16 Alabama	23	1-3	.333	0-2	.000	2-2	1.000	0-1-1	1	2	4	0	1	4
J19 Tennessee	33	2-4	.500	0-1	.000	5-5	1.000	2-1-3	3	2	3	0	2	9
J23 Arkansas	24	1-2	.500	1-1	1.000	0-0	.000	0-1-1	3	2	3	0	0	3
J26 Florida	24	0-1	.000	0-0	.000	0-2	.000	0-0-0	1	2	2	0	0	0
J30 Texas A&M	36	0-1	.000	0-0	.000	5-6	.833	0-3-3	3	2	5	0	1	5
F2 LSU	26	3-6	.500	0-1	.000	6-6	1.000	2-4-6	2	3	3	0	2	12
F6 Ole Miss	30	3-8	.375	0-2	.000	0-1	.000	2-2-4	4	5	4	0	3	6
F9 Florida	23	4-7	.571	1-3	.333	1-1	1.000	0-0-0	3	3	0	0	0	10
F13 Missouri	31	4-7	.571	1-3	.333	4-6	.667	2-0-2	3	0	4	0	3	13
F16 LSU	33	0-8	.000	0-1	.000	5-6	.833	0-3-3	0	0	2	0	2	5
F20 Alabama	27	2-5	.400	0-1	.000	0-0	.000	2-2-4	5	1	5	0	1	4
F23 Vanderbilt														
F27 Kentucky														
M2 Ole Miss														
M6 South Carolina														
M9 Auburn														

Season & MSU Highs

Points

Season: 13, Missouri (2-13-13)

Field Goals Made

Season: 4, three times
last vs. Missouri (2-13-13)

Field Goals Attempted

Season: 8, twice,
last vs. LSU (2-16-13)

3-Point FG Made

Season: 2, Texas (11-21-12)

3-Point FG Attempted

Season: 3, twice,
last vs. Missouri (2-13-13)

Free Throws Made

Season: 6, three times,
last vs. LSU (2-2-13)

Free Throws Attempted

Season: 8, twice,
last vs. Georgia (1-12-13)

Rebounds

Season: 8, Providence (21-1-12)

Assists

Season: 7, Florida Atlantic (11-13-12)

Blocks

Season: 1, Georgia (1-12-13)

Steals

Season: 3, twice,
last vs. Missouri (2-13-13)

Minutes

Season: 36, twice,
last vs. Texas A&M (1-30-12)

CAREER STATS FOR TRIVANTE BLOODMAN

Year	GP-GS	Min/Avg	FG-FGA	Pct	3FM-3GA	Pct	FT-FTA	Pct	Rebs	PF-D	Ast	TO	Blk	Stl	Pts/Avg
2012-13	25-25	732/29.3	40-111	.360	8-31	.258	64-85	.753	78-3.1	61-1	62	75	1	32	152/6.1

5 WENDELL LEWIS



Senior • Center



Selma High School

Season & MSU Highs

Points

Season: 20, Texas-San Antonio (12-4-12)
 Career: 20, Texas-San Antonio (12-4-12)

Field Goals Made

Season: 8, Texas-San Antonio (12-4-12)
 Career: 8, Texas-San Antonio (12-4-12)

Field Goals Attempted

Season: 9, twice,
 last vs. Texas-San Antonio (12-4-12)
 Career: 9, twice,
 last vs. Texas-San Antonio (12-4-12)

3-Point FG Made

Season: 0
 Career: 0

3-Point FG Attempted

Season: 0
 Career: 0

Free Throws Made

Season: 4, three times,
 last vs. Texas-San Antonio (12-4-12)
 Career: 4, three times,
 last vs. Texas-San Antonio (12-4-12)

Free Throws Attempted

Season: 5, Texas-San Antonio (12-4-12)
 Career: 6, St. Mary's (12-29-10)

Rebounds

Season: 11, Providence (21-1-12)
 Career: 11, twice,
 last vs. Providence (21-1-12)

Assists

Season: 3, Florida Atlantic (11-13-12)
 Career: 3, twice
 last vs. Florida Atlantic (11-13-12)

Blocks

Season: 2, North Carolina (11-19-12)
 Career: 5, twice,
 last vs. Tennessee (1-12-12)

Steals

Season: 1, three times,
 last vs. Providence (21-1-12)
 Career: 2, five times,
 last vs. Providence (21-1-12)

Minutes

Season: 26, twice,
 last vs. Texas-San Antonio (12-4-12)
 Career: 37, Florida Atlantic (12-13-11)

Things To Note . . .

Has 13 career starts. ... Tied career high with 3 assists vs. FAU. ... Attempted career-high 9 field goals vs. North Carolina. ... At one point this year, made 11-straight free throws. ... Scored 300th career point vs. Marquette and grabbed 300th career rebound vs. Texas. ... Did not draw the start versus Alcorn State. ... Came off the bench to score 16 points and tie his career-high of 11 rebounds at Providence to give him his second double-double of his career. ... Had career-high 20 points vs. Texas-San Antonio. ... Is out indefinitely with a fractured right patella he suffered on Dec. 12 at practice.

2012-13 Game-By-Game

Opponent	MIN	FG	Pct.	3FG	Pct.	FT	Pct.	O-D-R	PF	A	TO	B	S	PTS
N9 Troy	16	1-1	1.000	0-0	.000	1-1	1.000	1-1-2	5	0	4	0	0	3
N13 Florida Atlantic	22	4-6	.667	0-0	.000	0-0	.000	2-2-4	2	3	1	0	1	8
N19 North Carolina	26	4-9	.444	0-0	.000	2-2	1.000	1-5-6	1	2	1	2	0	10
N20 Marquette	20	1-3	.333	0-0	.000	4-4	1.000	2-2-4	3	1	3	0	0	6
N21 Texas	20	1-8	.125	0-0	.000	0-0	.000	2-1-3	3	0	0	0	0	2
N27 Alcorn State	14	0-0	.000	0-0	.000	0-0	.000	0-4-4	1	0	1	0	0	0
D1 Providence	24	6-8	.750	0-0	.000	4-4	1.000	4-7-11	3	0	1	1	1	16
D4 Texas-San Antonio	26	8-9	.889	0-0	.000	4-5	.800	2-3-5	0	0	1	0	1	20
D15 Loyola-Chicago	-DNP-													
D22 Central Arkansas	-DNP-													
D30 Alabama A&M	-DNP-													
J3 New Orleans	-DNP-													
J9 South Carolina	-DNP-													
J12 Georgia	-DNP-													
J16 Alabama	-DNP-													
J19 Tennessee	-DNP-													
J23 Arkansas	-DNP-													
J26 Florida	-DNP-													
J30 Texas A&M	-DNP-													
F2 LSU	-DNP-													
F6 Ole Miss	-DNP-													
F9 Florida	-DNP-													
F13 Missouri	-DNP-													
F16 LSU	-DNP-													
F20 Alabama	-DNP-													
F23 Vanderbilt														
F27 Kentucky														
M2 Ole Miss														
M6 South Carolina														
M9 Auburn														

CAREER STATS FOR WENDELL LEWIS

Year	GP-GS	Min/Avg	FG-FGA	Pct	3FM-3GA	Pct	FT-FTA	Pct	Rebs	PF-D	Ast	TO	Blk	Stl	Pts/Avg
2009-10	26-0	142/5.5	15-31	.484	0-0	.000	4-8	.500	34-1.3	17-0	0	9	5	0	34/1.3
2010-11	31-2	466/15.0	51-89	.573	0-0	.000	13-32	.406	117-3.8	40-0	9	21	30	9	115/3.7
2011-12	33-6	694/21.0	55-88	.625	0-0	.000	15-30	.500	132-4.0	60-1	9	23	30	16	125/3.8
2012-13	8-5	168/21.0	25-44	.568	0-0	.000	15-16	.938	39-4.9	18-1	6	12	3	3	65/8.1
TOTALS	98-13	1470/15.0	146-252	.579	0-0	.000	47-86	.547	322-3.3	135-2	24	65	68	28	339/3.5

20 GAVIN WARE



Freshman • Forward

6-9 • 270

Starkville, MS

Starkville High School

Things To Note . . .

Scored 10 points in MSU debut at Troy to go along with his seven rebounds. ... Earned first-career start against Alcorn State and grabbed 12 rebounds. ... Had career-high 5 blocks at Loyola. ... Posted first-career double-double against Central Arkansas with career-highs in points (22) and rebounds (13) en route to earning SEC freshman of the week honors. ... Also had double-double vs. Alabama A&M and recorded 100th point against the Bulldogs. ... Collected 100th rebound vs. Georgia. ... Had SEC best 9 rebounds at Tennessee. ... Had SEC-best 16 points at Florida. ... Started 20 games. ... 10th in SEC in rebounding. ... Scored 200th-career points vs. Missouri.

2012-13 Game-By-Game

Opponent	MIN	FG	Pct.	3FG	Pct.	FT	Pct.	O-D-R	PF	A	TO	B	S	PTS
N9 Troy	24	5-6	.833	0-0	.000	0-1	.000	2-5-7	1	0	3	1	0	10
N13 Florida Atlantic	18	4-8	.500	0-0	.000	2-4	.500	2-3-5	1	0	2	0	1	10
N19 North Carolina	27	3-9	.333	0-0	.000	2-2	1.000	4-5-9	2	0	2	2	0	8
N20 Marquette	32	5-9	.556	0-0	.000	1-2	.500	2-4-6	2	0	2	1	1	11
N21 Texas	24	3-8	.375	0-0	.000	2-6	.333	4-3-7	0	1	2	0	1	8
N27 Alcorn State	26	3-6	.500	0-0	.000	1-2	.500	4-8-12	0	0	1	0	0	7
D1 Providence	15	3-8	.375	0-0	.000	0-0	.000	0-2-2	1	0	0	0	0	6
D4 Texas-San Antonio	14	0-3	.000	0-0	.000	0-0	.000	0-5-5	1	0	0	0	1	0
D15 Loyola-Chicago	31	4-5	.800	0-0	.000	0-0	.000	1-4-5	3	0	2	5	1	8
D22 Central Arkansas	31	8-9	.889	0-0	.000	6-8	.750	4-9-13	1	0	3	1	2	22
D30 Alabama A&M	29	5-12	.417	0-0	.000	2-3	.667	4-7-11	0	0	3	1	0	12
J3 New Orleans	27	4-6	.667	0-0	.000	2-3	.667	1-7-8	1	0	2	2	1	10
J9 South Carolina	21	1-3	.333	0-0	.000	0-1	.000	2-2-4	1	0	0	1	0	2
J12 Georgia	22	2-5	.400	0-0	.000	0-2	.000	0-6-6	4	0	0	1	0	4
J16 Alabama	33	2-3	.667	0-0	.000	0-0	.000	1-4-5	1	0	0	1	2	4
J19 Tennessee	19	3-6	.500	0-0	.000	0-0	.000	4-5-9	5	0	3	0	0	6
J23 Arkansas	29	2-4	.500	0-0	.000	7-8	.875	3-5-8	4	2	0	0	2	11
J26 Florida	26	5-7	.714	0-0	.000	0-0	.000	1-2-3	2	0	0	0	0	10
J30 Texas A&M	36	6-11	.545	0-0	.000	2-4	.500	2-2-4	2	1	2	1	1	14
F2 LSU	29	6-8	.750	0-0	.000	2-3	.667	2-5-7	2	1	2	0	0	14
F6 Ole Miss	17	2-2	1.000	0-0	.000	0-0	.000	1-6-7	5	0	1	0	0	4
F9 Florida	28	7-11	.636	0-0	.000	2-7	.286	3-3-6	4	0	0	0	0	16
F13 Missouri	28	3-7	.429	0-0	.000	1-3	.333	2-3-5	2	0	0	2	0	7
F16 LSU	25	5-8	.625	0-0	.000	0-2	.000	3-4-7	4	1	0	1	0	10
F20 Alabama	28	4-5	.800	0-0	.000	1-3	.333	5-1-6	1	1	2	0	1	9
F23 Vanderbilt														
F27 Kentucky														
M2 Ole Miss														
M6 South Carolina														
M9 Auburn														

Season & MSU Highs

Points

Season: 22, Central Arkansas (12-22-12)

Field Goals Made

Season: 8, Central Arkansas (12-22-12)

Field Goals Attempted

Season: 12, Alabama A&M (12-30-12)

3-Point FG Made

Season:

3-Point FG Attempted

Season:

Free Throws Made

Season: 7, Arkansas (1-23-13)

Free Throws Attempted

Season: 8, twice, last vs. Arkansas (1-23-13)

Rebounds

Season: 13, Central Arkansas (12-22-12)

Assists

Season: 2, Arkansas (1-23-13)

Blocks

Season: 5, Loyola (12-15-12)

Steals

Season: 2, three times, last vs. Arkansas (1-23-13)

Minutes

Season: 36, Texas A&M (1-30-13)

CAREER STATS FOR GAVIN WARE

Year	GP-GS	Min/Avg	FG-FGA	Pct	3FM-3GA	Pct	FT-FTA	Pct	Rebs	PF-D	Ast	TO	Blk	Stl	Pts/Avg
2012-13	25-20	639/25.6	95-169	.562	0-0	.000	33-64	.516	167-6.7	50-2	7	32	20	14	223/8.9

24 TYSON CUNNINGHAM



Junior • Guard

6-3 • 194

Columbus, MS

Columbus High School

Things To Note . . .

Logged 12 minutes at Troy after totaling 14 minutes all of last year. ... Scored first-career points against Florida Atlantic. ... Drew first-career start against Alcorn State and had career-high 6 rebounds. ... Also started at Providence and against Alabama A&M and New Orleans. ... Totaled career-best 10 points vs. Central Arkansas. ... Had first-career block against South Carolina and it proved to be the game-winning block. ... Also had career-high 3 steals vs. USC. ... Scored SEC-best 9 points at Arkansas with a career-high three 3-pointers. ... Played SEC-high 26 minutes at Florida. ... Had 6 points at LSU and then responded with 8 at Alabama.

2012-13 Game-By-Game

Opponent	MIN	FG	Pct.	3FG	Pct.	FT	Pct.	O-D-R	PF	A	TO	B	S	PTS
N9 Troy	12	0-1	.000	0-1	.000	0-0	.000	1-0-1	0	1	0	0	0	0
N13 Florida Atlantic	21	1-2	.500	0-1	.000	0-0	.000	0-4-4	2	3	1	0	2	2
N19 North Carolina	25	0-2	.000	0-1	.000	0-0	.000	2-2-4	0	1	1	0	0	0
N20 Marquette	30	0-3	.000	0-0	.000	0-0	.000	2-1-3	0	2	4	0	1	0
N21 Texas	30	1-2	.500	1-1	1.000	2-2	1.000	2-2-4	3	2	2	0	0	5
N27 Alcorn State	28	1-3	.333	1-3	.333	0-0	.000	5-1-6	3	0	2	0	0	3
D1 Providence	18	0-0	.000	0-0	.000	2-2	1.000	0-2-2	1	0	0	0	0	2
D4 Texas-San Antonio	17	0-0	.000	0-0	.000	0-0	.000	1-2-3	0	2	1	0	0	0
D15 Loyola-Chicago	22	1-2	.500	1-1	1.000	0-0	.000	1-2-3	1	1	0	0	0	3
D22 Central Arkansas	29	3-6	.500	2-5	.400	2-2	1.000	1-1-2	1	3	3	0	0	10
D30 Alabama A&M	20	1-2	.500	0-1	.000	0-0	.000	0-3-3	1	1	0	0	2	2
J3 New Orleans	25	2-2	1.000	2-2	1.000	0-1	.000	1-1-2	2	2	0	0	2	6
J9 South Carolina	19	0-1	.000	0-0	.000	0-0	.000	1-2-3	1	1	0	1	3	0
J12 Georgia	20	2-2	1.000	0-0	.000	0-0	.000	1-1-2	3	3	1	0	1	4
J16 Alabama	19	1-1	1.000	1-1	1.000	0-0	.000	0-0-0	1	1	0	0	0	3
J19 Tennessee	20	0-0	.000	0-0	.000	0-0	.000	0-2-2	1	0	2	0	0	0
J23 Arkansas	19	3-5	.600	3-4	.750	0-0	.000	0-3-3	2	2	2	0	0	9
J26 Florida	19	0-1	.000	0-1	.000	0-0	.000	0-2-2	0	0	0	0	0	0
J30 Texas A&M	17	0-0	.000	0-0	.000	0-0	.000	1-0-1	0	0	1	0	1	0
F2 LSU	12	0-1	.000	0-0	.000	0-0	.000	0-2-2	0	2	0	1	2	0
F6 Ole Miss	17	1-4	.250	1-4	.250	0-0	.000	0-0-0	3	2	1	0	0	3
F9 Florida	26	0-3	.000	0-2	.000	0-0	.000	0-1-1	0	1	1	0	0	0
F13 Missouri	21	0-4	.000	0-3	.000	0-0	.000	0-1-1	2	1	2	0	0	0
F16 LSU	22	2-4	.500	2-3	.667	0-0	.000	1-0-1	0	0	1	0	0	6
F20 Alabama	21	2-2	1.000	2-2	1.000	2-2	1.000	0-0-0	3	2	0	0	1	8
F23 Vanderbilt														
F27 Kentucky														
M2 Ole Miss														
M6 South Carolina														
M9 Auburn														

Season & MSU Highs

Points
 Season: 10, Central Arkansas (12-22-12)
 Career: 10, Central Arkansas (12-22-12)

Field Goals Made
 Season: 3, twice, last vs. Arkansas (1-23-13)
 Career: 3, twice, last vs. Arkansas (1-23-13)

Field Goals Attempted
 Season: 6, Central Arkansas (12-22-12)
 Career: 6, Central Arkansas (12-22-12)

3-Point FG Made
 Season: 3, Arkansas (1-23-13)
 Career: 3, Arkansas (1-23-13)

3-Point FG Attempted
 Season: 5, Central Arkansas (12-22-12)
 Career: 5, Central Arkansas (12-22-12)

Free Throws Made
 Season: 2, four times, last vs. Alabama (2-20-13)
 Career: 2, four times, last vs. Alabama (2-20-13)

Free Throws Attempted
 Season: 2, four times, last vs. Alabama (2-20-13)
 Career: 2, four times, last vs. Alabama (2-20-13)

Rebounds
 Season: 6, Alcorn State (11-27-12)
 Career: 6, Alcorn State (11-27-12)

Assists
 Season: 3, three times, last vs. Georgia (1-12-13)
 Career: 3, three times, last vs. Georgia (1-12-13)

Blocks
 Season: 1, twice, last vs. LSU (2-2-13)
 Career: 1, twice, last vs. LSU (2-2-13)

Steals
 Season: 3, South Carolina (1-9-13)
 Career: 3, South Carolina (1-9-13)

Minutes
 Season: 30, twice, last vs. Texas (11-21-12)
 Career: 30, twice, last vs. Texas (11-21-12)

CAREER STATS FOR TYSON CUNNINGHAM

Year	GP-GS	Min/Avg	FG-FGA	Pct	3FM-3GA	Pct	FT-FTA	Pct	Rebs	PF-D	Ast	TO	Blk	Stl	Pts/Avg
2011-12	10-0	14/1.4	0-11	.000	0-4	.000	0-0	.000	1-0.1	4-0	0	1	0	1	0/0.0
2012-13	25-4	529/21.2	21-53	.396	16-36	.444	8-9	.889	55-2.2	30-0	33	25	2	15	66/2.6
TOTALS	35-4	543/15.5	21-64	.328	16-40	.400	8-9	.889	56-1.6	34-0	33	26	2	16	66/1.9

25 ROQUEZ JOHNSON



Sophomore • Forward

6-7 • 210

Montgomery, AL

G.W. Carver High School

Season & MSU Highs

Points

Season: 18, Texas (11-21-12)
 Career: 18, Texas (11-21-12)

Field Goals Made

Season: 7, twice,
 last vs. Texas (11-21-12)
 Career: 7, twice,
 last vs. Texas (11-21-12)

Field Goals Attempted

Season: 13, North Carolina (11-19-12)
 Career: 13, North Carolina (11-19-12)

3-Point FG Made

Season: 1, five times,
 last vs. Florida (2-9-13)
 Career: 1, five times,
 last vs. Florida (2-9-13)

3-Point FG Attempted

Season: 3, North Carolina (11-19-12)
 Career: 3, North Carolina (11-19-12)

Free Throws Made

Season: 8, South Carolina (1-9-13)
 Career: 8, South Carolina (1-9-13)

Free Throws Attempted

Season: 11, Providence (2-1-12)
 Career: 11, Providence (2-1-12)

Rebounds

Season: 8, Marquette (11-20-12)
 Career: 8, Marquette (11-20-12)

Assists

Season: 1, nine times,
 last vs. LSU (2-16-13)
 Career: 1, nine times,
 last vs. LSU (2-16-13)

Blocks

Season: 3, Marquette (11-20-12)
 Career: 3, Marquette (11-20-12)

Steals

Season: 6, Texas (11-21-12)
 Career: 6, Texas (11-21-12)

Minutes

Season: 36, Texas (11-21-12)
 Career: 36, Texas (11-21-12)

Things To Note . . .

Due to a concussion, did not play at Troy. ... Against FAU, responded with 17 points after scoring just 1 point all of last season as a freshman. ... Scored a career-high 18 points against Texas to go along with his career-high 6 steals, third most in a single game in school history. ... Has scored in double-digits in 10 of the 23 games he's played. ... Against Loyola, went over 100 points for his career. ... Career-high made 8 free throws keyed MSU past South Carolina. ... SEC-best 6 boards vs. LSU. ... Grabbed 100th rebound of the year vs. Missouri. ... Scored 200th-career point at LSU. ... Suspended indefinitely.

2012-13 Game-By-Game

Opponent	MIN	FG	Pct.	3FG	Pct.	FT	Pct.	O-D-R	PF	A	TO	B	S	PTS
N9 Troy	-DNP-													
N13 Florida Atlantic	23	7-11	.636	0-0	.000	3-10	.300	2-3-5	2	0	2	0	0	17
N19 North Carolina	31	4-13	.308	1-3	.333	3-4	.750	4-3-7	1	0	2	1	1	12
N20 Marquette	26	5-9	.556	0-1	.000	6-8	.750	6-2-8	3	1	3	3	1	16
N21 Texas	36	7-12	.583	0-1	.000	4-9	.444	4-2-6	3	1	7	1	6	18
N27 Alcorn State	30	3-7	.429	0-0	.000	7-9	.778	2-5-7	1	0	6	0	1	13
D1 Providence	27	2-7	.286	0-1	.000	6-11	.545	5-1-6	2	0	2	0	1	10
D4 Texas-San Antonio	25	3-9	.333	1-2	.500	0-1	.000	2-1-3	3	0	2	1	1	7
D15 Loyola-Chicago	25	3-9	.333	0-1	.000	7-8	.875	0-4-4	3	1	1	1	0	13
D22 Central Arkansas	24	3-7	.429	0-0	.000	3-6	.500	3-4-7	2	0	5	0	0	9
D30 Alabama A&M	20	2-8	.250	1-1	1.000	2-2	1.000	2-2-4	2	0	0	2	0	7
J3 New Orleans	27	4-8	.500	1-2	.500	5-7	.714	5-0-5	1	1	2	1	1	14
J9 South Carolina	26	3-3	1.000	0-0	.000	8-10	.800	1-2-3	3	0	2	1	1	14
J12 Georgia	18	2-5	.400	0-0	.000	2-2	1.000	2-1-3	5	1	2	0	0	6
J16 Alabama	26	0-5	.000	0-0	.000	3-4	.750	2-0-2	1	0	1	0	1	3
J19 Tennessee	26	1-9	.111	0-2	.000	1-2	.500	1-2-3	0	1	2	0	0	3
J23 Arkansas	28	3-5	.600	0-0	.000	3-5	.600	3-2-5	4	0	4	0	0	9
J26 Florida	28	0-3	.000	0-0	.000	0-0	.000	1-3-4	3	1	1	0	0	0
J30 Texas A&M	21	0-2	.000	0-0	.000	1-2	.500	0-2-2	1	0	1	0	0	1
F2 LSU	22	4-4	1.000	0-0	.000	2-6	.333	3-3-6	4	1	3	1	0	10
F6 Ole Miss	25	4-6	.667	0-0	.000	0-0	.000	1-3-4	5	0	0	0	1	8
F9 Florida	19	1-4	.250	1-2	.500	0-0	.000	1-1-2	3	0	3	0	0	3
F13 Missouri	29	1-3	.333	0-1	.000	1-5	.200	1-3-4	1	0	4	0	0	3
F16 LSU	25	3-3	1.000	0-0	.000	0-1	.000	0-3-3	2	1	2	0	0	6
F20 Alabama	-DNP-													
F23 Vanderbilt														
F27 Kentucky														
M2 Ole Miss														
M6 South Carolina														
M9 Auburn														

CAREER STATS FOR ROQUEZ JOHNSON

Year	GP-GS	Min/Avg	FG-FGA	Pct	3FM-3GA	Pct	FT-FTA	Pct	Rebs	PF-D	Ast	TO	Blk	Stl	Pts/Avg
2011-12	13-0	45/3.5	0-3	.000	0-0	.000	1-6	.167	11-0.8	6-0	0	6	3	1	1/0.1
2012-13	23-8	587/25.5	65-152	.428	5-17	.294	67-112	.598	103-4.5	55-2	9	57	12	15	202/8.8
TOTALS	36-8	632/17.6	65-155	.419	5-17	.294	68-118	.576	114-3.2	61-2	9	63	15	16	203/5.6

32 CRAIG SWORD



Freshman ● Guard

6-3 ● 189

Montgomery, AL

G.W. Carver High School



Things To Note . . .

Scored 14 points against Alcorn State. ... 10th in SEC with 1.6 steals. ... Has scored in double-digits 12 times this year. ... Scored 100th-career point against New Orleans. ... Scored what proved to be game-winning free throws vs. South Carolina. ... Named SEC Freshman of the Week Jan. 14. ... Tied career-high with 5 steals vs. Florida. ... Scored 200th-career point at Ole Miss. ... Had career-high 5 assists and 8 rebounds at Florida. ... Had career-high 25 points at LSU, the most by any MSU player this season.

2012-13 Game-By-Game

Opponent	MIN	FG	Pct.	3FG	Pct.	FT	Pct.	O-D-R	PF	A	TO	B	S	PTS
N9 Troy	22	0-1	.000	0-0	.000	2-4	.500	0-4-4	5	1	4	0	1	2
N13 Florida Atlantic	21	4-8	.500	0-0	.000	3-7	.429	1-3-4	3	0	5	2	3	11
N19 North Carolina	26	2-8	.250	0-2	.000	2-6	.333	0-3-3	3	0	5	0	1	6
N20 Marquette	31	2-11	.182	0-2	.000	3-5	.600	1-1-2	3	2	6	0	1	7
N21 Texas	16	1-5	.200	0-2	.000	1-2	.500	1-1-2	5	2	1	0	3	3
N27 Alcorn State	34	4-8	.500	1-3	.333	5-9	.556	1-3-4	2	2	5	0	5	14
D1 Providence	32	3-14	.214	0-7	.000	3-4	.750	2-2-4	2	3	4	0	3	9
D4 Texas-San Antonio	30	5-9	.556	0-2	.000	3-6	.500	0-2-2	4	3	6	1	1	13
D15 Loyola-Chicago	30	1-6	.167	0-0	.000	1-4	.250	1-3-4	5	2	6	0	1	3
D22 Central Arkansas	22	4-9	.444	1-2	.500	1-2	.500	1-2-3	5	3	1	1	1	10
D30 Alabama A&M	32	5-9	.556	1-1	1.000	3-6	.500	1-3-4	3	2	2	0	2	14
J3 New Orleans	13	3-6	.500	0-0	.000	3-3	1.000	0-2-2	5	2	3	1	2	9
J9 South Carolina	28	6-11	.545	0-1	.000	6-8	.750	1-2-3	3	2	7	1	2	18
J12 Georgia	30	6-10	.600	2-3	.667	2-6	.333	1-3-4	2	0	3	0	2	16
J16 Alabama	24	4-10	.400	0-2	.000	1-2	.500	1-0-1	0	1	4	1	0	9
J19 Tennessee	26	5-11	.455	0-1	.000	0-0	.000	0-2-2	5	3	2	0	0	10
J23 Arkansas	21	4-13	.308	0-0	.000	2-2	1.000	1-5-6	3	2	9	0	2	10
J26 Florida	26	4-11	.364	0-4	.000	0-2	.000	0-0-0	1	3	0	0	5	8
J30 Texas A&M	23	3-7	.429	2-4	.500	0-0	.000	1-1-2	3	1	6	0	0	8
F2 LSU	26	5-9	.556	0-1	.000	1-6	.167	1-1-2	1	1	1	0	2	11
F6 Ole Miss	27	5-13	.385	1-2	.500	6-10	.600	2-3-5	4	3	4	0	0	17
F9 Florida	26	2-8	.250	1-3	.333	2-2	1.000	2-6-8	1	5	6	0	2	7
F13 Missouri	27	0-8	.000	0-4	.000	4-6	.667	0-0-0	1	0	3	0	0	4
F16 LSU	26	9-14	.643	0-2	.000	7-10	.700	0-0-0	2	4	2	2	0	25
F20 Alabama	27	3-8	.375	0-2	.000	0-0	.000	0-2-2	5	0	5	0	1	6
F23 Vanderbilt														
F27 Kentucky														
M2 Ole Miss														
M6 South Carolina														
M9 Auburn														

Season & MSU Highs

Points
Season: 25, LSU (2-16-13)

Field Goals Made
Season: 9, LSU (2-16-13)

Field Goals Attempted
Season: 14, twice, last vs. LSU (2-16-13)

3-Point FG Made
Season: 2, twice, last vs. Texas A&M (1-30-13)

3-Point FG Attempted
Season: 7, Providence (12-1-12)

Free Throws Made
Season: 7, LSU (2-16-13)

Free Throws Attempted
Season: 10, twice, last vs. LSU (2-16-13)

Rebounds
Season: 8, Florida (2-9-13)

Assists
Season: 5, Florida (2-9-13)

Blocks
Season: 2, twice, last vs. LSU (2-16-13)

Steals
Season: 5, twice, last vs. Florida (1-26-13)

Minutes
Season: 34, Alcorn State (11-27-12)

CAREER STATS FOR CRAIG SWORD

Year	GP-GS	Min/Avg	FG-FGA	Pct	3FM-3GA	Pct	FT-FTA	Pct	Rebs	PF-D	Ast	TO	Blk	Stl	Pts/Avg
2012-13	25-23	646/25.8	90-227	.396	9-50	.180	61-112	.545	73-2.9	76-7	47	100	9	40	250/10.0

EXHIBITION 1 — Nov. 4, 2012

Mississippi State 80
William Carey 74

Humphrey Coliseum • 2 p.m.
Starkville, MS

Mississippi State ushered in the Rick Ray era with an 80-74 exhibition win against William Carey Sunday at the Humphrey Coliseum.

The Bulldogs never trailed in the game's final half but were not assured of victory against the NAIA Crusaders until Wendell Lewis sank six free throws in the final 2:05 of regulation time.

MSU placed four players in double figures. Jalen Steele led the way with 17 points, followed by 15 points apiece from Lewis, Fred Thomas and Colin Borchert. MSU played a total of nine players, with each logging a minimum of 11 minutes apiece.

Fresh off a season-opening victory over Blue Mountain College, the Crusaders scored the game's first six points. MSU battled back for a 7-6 lead on a jumper by Colin Borchert. Things stayed nip-and-tuck with Carey eventually sprinting out to an 18-11 advantage.

The Bulldogs would trail by as many as eight before a 14-6 run by MSU tied the game at 32. Fred Thomas scored back-to-back baskets, including a 3-pointer to knot the contest.

MSU shot 43.3 percent from the floor in the first half and eased out to a 41-36 advantage at halftime.

Ray continued to look at different rotations in the game's final half. The Maroon and White scored the second half's first five points to grab a 46-36 lead with 18:11 remaining.

Carey remained patient on offense and eventually fought its way back into the contest. The Crusaders closed within three at 54-51 and later forced a tie at 63. Steele quickly answered with a 3-point basket and the Bulldogs were not headed after that.

William Carey

Player	FG	3FG	FT	RB	PF	PT	A	Min
Payne	f 4-7	0-2	1-1	3	5	9	1	23
Reed	g 2-8	1-5	1-1	4	3	6	1	29
Bell	g 5-11	1-5	0-2	7	3	11	3	38
Nixon	g 7-18	0-0	5-6	5	3	19	3	31
Dunnings	g 5-13	3-9	7-10	7	3	20	4	35
S. Smith	0-1	0-0	0-0	3	1	0	1	9
D. Smith	2-9	0-1	2-2	3	4	6	0	17
McCray	1-2	1-2	0-0	2	0	3	0	14
London	0-0	0-0	0-0	1	0	0	1	4
TOTALS	26-69	6-24	16-22	40	22	74	14	200

Mississippi State

Player	FG	3FG	FT	RB	PF	PT	A	Min
Johnson	f 3-6	0-0	1-5	4	4	7	0	12
Lewis	c 3-7	0-0	9-11	7	1	15	0	26
Steele	g 7-13	3-6	0-0	4	2	17	3	32
Thomas	g 5-14	2-8	3-3	3	2	15	0	28
Sword	g 1-3	0-1	2-4	4	2	4	2	18
Borchert	4-7	3-6	4-4	8	4	15	1	29
Bloodman	2-5	0-2	0-0	5	2	4	3	31
Ware	1-1	0-0	1-3	5	0	3	1	13
Cunningham	0-1	0-0	0-0	2	2	0	1	11
TOTALS	26-48	8-23	20-30	45	19	80	11	200

Halftime: MSU 41, WC 36. FG%: MSU 45.6%, WC 37.7%. 3FG%: MSU 34.8%, WC 25.0%. FT%: MSU 66.7%, WC 72.7%. Turnovers: MSU 16 (Johnson, Bloodman 3), WC 9 (Dunnings 3). Blocked Shots: MSU 5 (Lewis 2), WC 0. Steals: MSU 2 (Thomas, Sword 1), WC 10 (Payne 3). Officials: Bruce Benedict, Forrest Sigler, Glenn Tuitt. Attendance: 1,472.

GAME 1 — Nov. 9, 2012

Troy 56
Mississippi State 53

Troy Arena • 7 p.m.
Troy, AL

A valiant comeback by Mississippi State fell short as the Bulldogs dropped a 56-53 decision at Troy.

The Bulldogs trailed by as many as 16 points in the game's opening half. A gritty defensive effort allowed the short-handed squad to hang tough. MSU forced a tie at 53-all and actually had possession but could not get the go-ahead points in the final minute.

Alas, Emil Jones did convert with his jumper just inside the foul line with 1.6 seconds left in regulation.

The victory snapped MSU's nine-game win streak in the series and also ruined the debut of new MSU head coach Rick Ray.

The Bulldogs built a quick 5-0 lead behind a pair of baskets from Colin Borchert. The Trojans answered for an early 7-6 lead on a 3-point basket by Hunter Williams.

Troy pushed the advantage to 30-14 on another trey by Williams with 4:59 left and at the break lead 33-22.

In the second half, the Bulldogs flipped the script on the defensive end. Given a spark by some turnovers, MSU cashed in on the offensive end. Back-to-back treys by Jalen Steele and Fred Thomas brought the Maroon and White within five at 39-34 with 15:12 left.

Troy again ran the lead to ten at 44-34, but an old-fashioned 3-point play by Wendell Lewis pulled the Bulldogs to 51-49 with 3:55 left.

A dunk by Ware on a nice give-and-go by Trivante Bloodman cut the lead in half. Two free throws by Steele tied the teams for the first time in the second half with 1:08 remaining.

Mississippi State

Player	FG	3FG	FT	RB	PF	PT	A	Min
Borchert	f 3-9	1-4	0-0	3	3	7	1	32
Lewis	c 1-1	0-0	1-1	2	5	3	0	16
Steele	g 5-12	2-5	4-4	7	1	16	1	34
Thomas	g 1-8	1-6	1-2	3	0	4	1	27
Bloodman	g 4-5	0-0	3-6	4	1	11	1	33
Ware	5-6	0-0	0-1	7	1	10	0	24
Cunningham	0-1	0-1	0-0	1	0	0	1	12
Sword	0-1	0-0	2-4	4	5	2	1	22
TOTALS	19-43	4-16	11-18	33	16	53	6	200

Troy

Player	FG	3FG	FT	RB	PF	PT	A	Min
Chambers	c 0-3	0-0	0-0	5	5	0	1	20
Scott	g 2-6	1-4	1-2	2	1	6	0	24
Myers	g 1-2	0-0	1-2	2	0	3	3	22
Jones	g 4-10	0-3	2-2	8	4	10	3	28
Williams	g 4-11	2-4	0-1	0	2	10	1	30
Mullahey	2-3	2-2	0-0	2	4	6	1	21
Jethrow	3-9	1-7	0-0	1	1	7	1	20
Calhoun	4-11	4-9	0-0	3	0	12	1	15
Warren	1-1	0-0	0-0	4	5	2	1	12
Dixon	0-2	0-0	0-0	4	0	0	0	8
TOTALS	21-58	10-29	4-7	34	22	56	12	200

Halftime: Troy 32, MSU 22. FG%: MSU 44.2%, Troy 36.2%. 3FG%: MSU 25.0%, Troy 34.5%. FT%: MSU 61.1%, Troy 57.1%. Turnovers: MSU 16 (Lewis, Sword 4), Troy 9 (Jones 3). Blocked Shots: MSU 2 (Borchert, Ware), Troy 2 (Chambers, Dixon). Steals: MSU 5 (Steele 2), Troy 4 (Williams 2). Officials: Ron Groover, Chuck Jones, John Heatley. Attendance: 5,120.

GAME 2 — Nov. 13, 2012

Mississippi State 78
Florida Atlantic 58

Humphrey Coliseum • 7 p.m.
Starkville, MS

Mississippi State was impressive in its home opener, beating Florida Atlantic, 78-58.

The Bulldogs shot 49 percent from the floor, forced 27 turnovers and led by as many as 30 points. It all led up to a successful home debut for new coach Rick Ray.

MSU actually played most of the contest without junior guard Jalen Steele, who suffered a head injury that required stitches and a fractured wrist.

FAU enjoyed only one lead in the contest. The Bulldogs battled back on top for good at 16-14 on a basket by Wendell Lewis. Steele was injured on the game's next possession.

Still, the Bulldogs energized the home crowd with a 15-2 run, fueled in large part to defensive mastery. Trivante Bloodman hit a layup and Gavin Ware followed with a master dunk. A dunk by Craig Sword preceded two Bloodman free throws, which ran the advantage to 29-16 with 6:56 left before halftime.

MSU shot 53.1 percent from the field in the opening half and led 43-26 at the break.

The Owls closed within 12 points on two different occasions early in the second half. After a 3-point by FAU's Stefan Moody cut the deficit to 50-38, MSU responded with a 12-2 run effectively putting the game out of reach.

Florida Atlantic

Player	FG	3FG	FT	RB	PF	PT	A	Min
McCoy	f 1-4	0-0	3-4	6	0	5	0	22
Sekelja	c 1-7	1-1	0-0	9	4	3	2	34
Gantt	g 6-16	2-10	3-3	4	1	17	1	34
Bertone	g 2-8	1-6	2-3	4	1	7	2	18
Moody	g 3-7	1-3	0-0	1	3	7	1	20
Baker	4-7	1-2	2-5	1	1	11	2	12
Thornton	1-3	0-0	0-0	1	0	2	0	6
Mattinson	1-1	0-0	0-0	2	0	2	0	7
Trapp	2-5	0-2	0-0	6	4	4	1	30
Morrow	0-0	0-0	0-0	0	0	0	0	1
Bryant	0-5	0-0	0-0	2	2	0	1	10
Penn	0-0	0-0	0-0	1	4	0	0	6
TOTALS	21-63	6-24	10-15	42	20	58	27	200

Mississippi State

Player	FG	3FG	FT	RB	PF	PT	A	Min
Borchert	f 1-4	1-1	0-0	4	2	3	2	23
Lewis	c 4-6	0-0	0-0	4	2	8	3	22
Steele	g 1-3	0-0	0-0	0	0	2	0	8
Thomas	g 6-12	3-7	1-1	4	2	16	1	30
Bloodman	2-7	0-1	5-6	5	2	9	7	28
Price	0-0	0-0	0-0	0	0	0	0	6
Ware	4-8	0-0	2-4	5	1	10	0	18
Cunningham	1-2	0-1	0-0	4	2	2	3	21
Johnson	7-11	0-0	3-10	5	2	17	0	23
Sword	4-8	0-0	3-7	4	3	11	0	21
TOTALS	30-61	10-14	14-28	40	16	78	16	200

Halftime: MSU 43, FA 26. FG%: MSU 49.2%, FA 33.3%. 3FG%: MSU 40.0%, FA 25.0%. FT%: MSU 50.0%, FA 66.7%. Turnovers: MSU 16 (Sword 5), FA 27 (Sekelja, Bertone, Trapp 5). Blocked Shots: MSU 5 (Borchert 3), FA 4 (Four with 1). Steals: MSU 17 (Thomas 5), FA 9 (Sekelja, Baker 2). Officials: Joe Lindsey, Lee Cassell, Tim Gattis. Attendance: 6,140

GAME 3 — Nov. 19, 2012

North Carolina 95
Mississippi State 49

Lahaina Civic Center • 5 p.m.
Maui, HI

Mississippi State could not match the firepower of 11th-ranked North Carolina as the Tar Heels converted 15 3-pointers and led from start to finish in a 95-49 victory in the opening round of the EA Sports Maui Invitational.

North Carolina scored the game's first nine points and was not threatened after that. UNC hit 11 of its first 12 shots from the field and finished the night shooting 47 percent from the field, including 46 percent from 3-point range.

North Carolina enjoyed three different first half runs of 9-0 or greater. A Wendell Lewis jumper brought the Maroon and White within 18-6 midway through the first half. The Tar Heels forced four turnovers during an 11-0 run.

After a dunk by Ware brought the Bulldogs within 43-17, North Carolina scored the first half's final six points. MSU shot 20 percent from the field in the game's opening half.

The Bulldogs did battle hard in the second half. MSU closed within 26 on a couple of occasions thanks to some strong offensive play by Roquez Johnson and Gavin Ware.

North Carolina answered with an 8-0 run to open a 59-25 advantage with 14:37 left.

For the contest, MSU hit 17 of 60 shots from the field, 2 of 17 shots from 3-point range and 13 of 19 shots from the foul line. North Carolina hit 37 of 78 shots from the field, 15 of 32 shots from 3-point range.

Mississippi State

Player	FG	3FG	FT	RB	PF	PT	A	Min
Thomas	g 2-12	1-10	2-2	5	2	7	0	31
Bloodman	g 2-7	0-1	2-3	4	2	6	3	31
Lewis	c 4-9	0-0	2-2	6	1	10	2	26
Johnson	f 4-13	1-3	3-4	7	1	12	0	31
Sword	g 2-8	0-2	2-6	3	3	6	0	26
Price	0-0	0-0	0-0	0	0	0	0	1
Ware	3-9	0-0	2-2	9	2	8	0	27
Cunningham	0-2	0-1	0-0	4	0	0	1	25
TOTALS	17-50	2-17	13-19	43	11	49	6	200

North Carolina

Player	FG	3FG	FT	RB	PF	PT	A	Min
Strickland	g 4-10	1-4	1-2	1	3	10	5	19
Paige	g 1-7	0-3	0-0	2	0	2	3	19
Hubert	f 3-3	0-0	0-1	2	1	6	0	17
Bullock	g 5-6	4-5	2-2	5	2	16	2	22
McAdoo	f 4-8	0-0	2-2	4	1	10	4	23
James	1-3	0-0	0-0	7	3	2	0	19
McDonald	7-12	6-9	1-2	4	2	21	3	19
Moody	0-1	0-1	0-0	0	0	0	0	2
Davis	0-0	0-0	0-0	0	1	0	3	9
Johnson	1-6	0-0	0-0	8	1	2	0	14
Hairston	7-11	4-7	0-0	4	1	18	1	15
Simmons	1-1	0-0	0-0	2	0	2	1	6
Tanner	0-3	0-1	0-0	1	0	0	0	2
Tokoto	2-6	0-2	0-0	3	0	4	0	10
Manor	1-1	0-0	0-0	1	1	2	0	2
Robinson	0-0	0-0	0-0	1	0	0	0	2
TOTALS	37-78	15-32	6-9	47	16	95	22	200

Halftime: UNC 49, MSU 17. FG%: MSU 28.3%, UNC 47.4%. 3FG%: MSU 11.8%, UNC 46.9%. FT%: MSU 68.4%, UNC 66.7%. Turnovers: MSU 21 (Thomas, Bloodman, Sword 5), UNC 12 (McAdoo 4). Blocked Shots: MSU 5 (Lewis, Ware 2), UNC 9 (Hairston 3). Steals: MSU 4 (Bloodman 2), UNC 14 (Strickland 6). Officials: Jim Burr, Pat Driscoll, Ryan Wells. Attendance: 2,400.

GAME 4 — Nov. 20, 2012

Marquette 89
Mississippi State 62

Lahaina Civic Center • 1:30 p.m.
Maui, HI

Fred Thomas poured in a career-high 17 points but it was not enough as the Mississippi State dropped an 89-62 decision to Marquette.

The Bulldogs gave up the first eight points of the contest and later fell down 18-4 after a 10-0 run by the Golden Eagles. The Bulldogs allowed 29 first-half points off turnovers and failed to recover.

A true freshman, Thomas connected on 6-of-15 shots from the field, including a 4-of-8 night from 3-point range. Thomas also had only one turnover, three rebounds and a steal in 34 minutes of play.

Fellow freshman Gavin Ware scored a career high 11 points in 32 minutes. Ware has scored nine or more points in all four games as a Bulldog. The former Starkville High standout finished with six rebounds, a blocked shot and a steal as well.

Marquette (3-1) shot 57.6 percent from the field in the first half and led 48-27 at the intermission. In the half, the Bulldogs managed only one assist, compared to the 15 turnovers.

In the second half, the Bulldogs got a spark from Johnson, who finished with 16 points, three blocks, a steal and eight rebounds in 26 minutes of work. The Bulldogs closed within 17 at 57-40 but could not get any closer. Still, the teams battled to almost even terms for most of the final half before a worn down Bulldog squad gave up some easy baskets late.

Marquette

Player	FG	3FG	FT	RB	PF	PT	A	Min
Anderson	f 1-5	0-1	0-0	0	0	2	2	16
Otule	c 3-6	0-0	2-2	8	1	8	0	18
Cadougan	g 1-5	0-1	0-0	0	2	2	5	21
Blue	g 8-14	2-3	0-0	0	2	18	3	24
Lockett	g 5-10	2-2	1-1	3	3	13	4	23
J. Wilson	4-5	0-1	3-3	4	3	11	1	19
Ferguson	2-3	0-0	0-0	1	2	4	0	14
D. Wilson	1-3	0-0	0-0	0	2	2	0	21
Thomas	3-3	3-3	0-0	1	4	9	1	10
Taylor	2-3	0-0	1-2	3	1	5	0	10
Flood	0-0	0-0	0-0	0	0	0	0	2
Gardner	7-14	0-0	1-1	12	0	15	2	22
TOTALS	37-71	7-11	8-9	38	20	89	18	200

Mississippi State

Player	FG	3FG	FT	RB	PF	PT	A	Min
Johnson	f 5-9	0-1	6-8	8	3	16	1	26
Lewis	c 1-3	0-0	4-4	4	3	6	1	20
Thomas	g 6-15	4-8	1-1	3	0	17	0	34
Bloodman	g 1-2	1-1	2-3	2	2	5	1	27
Sword	g 2-11	0-2	3-5	2	3	7	2	31
Ware	5-9	0-0	1-2	6	2	11	0	32
Cunningham	0-3	0-0	0-0	3	0	0	2	30
TOTALS	20-52	5-12	17-23	33	13	62	22	200

Halftime: MU 48, MSU 27. FG%: MSU 38.5%, MU 52.1%. 3FG%: MSU 41.7%, MU 63.6%. FT%: MSU 73.9%, MU 88.9%. Turnovers: MSU 22 (Sword 6), MU 14 (Cadougan 4). Blocked Shots: MSU 4 (Johnson 3), MU 8 (J. Wilson 4). Steals: MSU 6 (Six with 1), MU 14 (Cadougan, Ferguson, D. Wilson 2). Officials: Bert Smith, Joe Lindsay, Kevin Ferguson. Attendance: 2,400.

GAME 5 — Nov. 21, 2012

Texas 69
Mississippi State 55

Lahaina Civic Center • 1:30 p.m.
Maui, HI

Mississippi State competed hard but came up short Wednesday.

The Bulldogs forced 22 turnovers and hung tough but could not generate enough offense in the seventh-place game of the EA Sports Maui Invitational, falling 69-55 to Texas.

The Bulldogs scored the game's first basket only to see the Longhorns score the game's next eight points. MSU closed within 11-10 on the second 3-pointer by Trivante Bloodman. The Bulldogs went close to six minutes without another score before Gavin Ware hit a bucket.

After Ware's score, Texas extended the run to 16-2, as Julien Lewis rammed home a 3-point basket with 7:11 remaining in the half, pushing the lead to 27-12.

In the opening half, the Longhorns shot 60 percent from the field. Texas led 38-20 at half-time.

Still, the outmanned Bulldogs hung tough and outscored the Longhorns 35-31 in the game's final half. The Bulldogs finished with 12 steals, including six by Roquez Johnson.

Texas extended the lead to 25 late in the contest before MSU ended the contest with a 16-5 run.

For the contest, the Bulldogs hit 17 of 51 shots from the field (33.3 percent), 4 of 11 shots from 3-point range (36.4 percent) and 17 of 28 shots from the foul line (60.7 percent). The Longhorns hit 26 of 52 shots from the field (50 percent), 10 of 18 shots from 3-point range (55.6 percent) and 7 of 16 shots from 3-point range (43.8 percent).

Texas held a 41-32 rebounding advantage.

Mississippi State

Player	FG	3FG	FT	RB	PF	PT	A	Min
Johnson	f 7-12	0-1	4-9	6	3	18	1	36
Lewis	c 1-8	0-0	0-0	3	3	2	0	20
Thomas	g 2-10	1-5	5-5	2	3	10	4	37
Bloodman	g 2-6	2-2	3-4	4	2	9	1	36
Sword	g 1-5	0-2	1-2	2	5	3	2	16
Price	g 0-0	0-0	0-0	0	0	0	0	1
Ware	3-8	0-0	2-6	7	0	8	1	24
Cunningham	1-2	1-1	2-2	4	3	5	2	30
TOTALS	17-51	4-11	17-28	32	19	55	11	200

Texas

Player	FG	3FG	FT	RB	PF	PT	A	Min
Holmes	f 2-4	1-1	0-0	9	1	5	1	21
Papapetrou	f 3-6	1-3	1-2	4	3	8	3	23
Ridley	c 3-5	0-0	2-6	12	2	8	0	19
Felix	g 2-7	0-3	3-4	1	4	7	7	30
Lewis	g 6-10	3-4	0-1	4	3	15	2	28
McClellan	7-13	4-5	1-2	5	0	19	0	25
Holland	2-4	1-1	0-0	0	3	5	2	20
Lammert	1-2	0-1	0-0	3	0	2	0	15
Ibeh	0-1	0-0	0-1	1	4	0	0	19
TOTALS	26-52	10-18	7-16	41	20	69	15	200

Halftime: UT 38, Texas 20. FG%: MSU 33.3%, UT 50.0%. 3FG%: MSU 36.4%, UT 55.6%. FT%: MSU 60.7%, UT 43.8%. Turnovers: MSU 22 (Johnson 7), UT 22 (Lewis 8). Blocked Shots: MSU 2 (Johnson), UT 12 (Ridley 5). Steals: MSU 12 (Johnson 6), UT 9 (Ridley 3). Officials: Patrick Evans, Joe Lindsay, Ryan Wells. Attendance: 2,400.

GAME 6 — Nov. 27, 2012

Mississippi State 60
Alcorn State 42

Humphrey Coliseum • 7 p.m.
Starkville, MS

A strong start carried Mississippi State past Alcorn State 60-42 as the Bulldogs found the win column and improved 2-0 at home.

Fellow freshmen Craig Sword and Fred Thomas each led the Bulldogs with 14 points apiece. Sword became the fourth different Bulldog to lead MSU in scoring this season, while setting a new career high. Sword also added four rebounds, two assists and five steals in 34 minutes of play.

MSU held a 50-20 rebounding advantage. Gavin Ware and Roquez Johnson combined to pull down 19 rebounds, only one less than Alcorn State as a team.

Thanks in part to six points by Roquez Johnson, the Bulldogs immediately built a 13-2 advantage. After Alcorn State battled back within seven, MSU answered with a 10-2 run to open up a 24-9 lead. Sword completed an old-fashioned 3-point play with 7:58 left before halftime to create that lead.

The Bulldogs shot 50 percent from the floor in the opening half and led 37-21 at the intermission.

MSU continued its air-tight defense as Alcorn State did not top the 40-point mark until the final shot of the contest.

The Bulldogs ran the lead to 19 points at 44-25 on a jumper by Colin Borchert with 13:12 remaining. The lead would grow to as many as 26 at 58-32 on two Borchert free throws.

MSU held a 50-20 rebounding advantage.

Alcorn State

Player	FG	3FG	FT	RB	PF	PT	A	Min
Nicholas	f 0-6	0-0	1-2	3	3	1	0	25
Starks	f 2-5	0-0	0-0	5	2	4	1	16
Evans	g 4-7	3-9	1-1	1	1	12	0	40
Nieves	g 2-4	1-2	3-4	1	4	8	1	33
Luckett	g 4-13	0-2	3-9	2	4	11	2	31
Hunt	0-0	0-0	0-0	0	0	0	0	2
Hampton	0-1	0-1	0-0	0	5	0	0	12
Birdie	1-4	0-3	0-0	1	1	2	0	8
Raquil	0-0	0-0	0-0	1	1	0	0	13
Francis	2-3	0-0	0-1	4	0	4	0	14
Hester	0-0	0-0	0-0	0	0	0	0	5
Myles	0-0	0-0	0-0	0	0	0	0	1
TOTALS	15-53	4-17	8-17	20	21	42	4	200

Mississippi State

Player	FG	3FG	FT	RB	PF	PT	A	Min
Johnson	f 3-7	0-0	7-9	7	1	13	0	30
Ware	c 3-6	0-0	1-2	12	0	7	0	26
Bloodman	g 0-3	0-1	3-4	3	2	3	2	26
Cunningham	g 1-3	1-3	0-0	6	3	3	0	28
Sword	g 4-8	1-3	5-9	4	2	14	2	34
Thomas	5-12	0-4	4-7	5	3	14	2	26
Borchert	2-5	0-2	2-2	4	5	6	0	15
Lewis	0-0	1-1	0-0	4	1	0	0	14
Price	0-0	0-0	0-0	0	0	0	0	1
TOTALS	18-44	2-13	22-33	41	17	60	6	200

Halftime: MSU 37, AS 21. FG%: MSU 40.9%, AS 28.3%. 3FG%: MSU 15.4%, AS 23.5%. FT%: MSU 66.7%, AS 47.1%. Turnovers: MSU 21 (Johnson 6), AS 16 (Nieves 6). Blocked Shots: MSU 5 (Borchert 1), AS 5 (Nicholas 3) Steals: MSU 10 (Sword 5), AS 7 (Evans 4). Officials: Antinio Petty, Don Daily, Steven Anderson. Attendance: 6,101.

GAME 7 — Dec. 1, 2012

Providence 73
Mississippi State 63

Dunkin' Donuts Center • 11 a.m.
Providence, RI

A valiant comeback fell short as Mississippi State dropped a 73-63 decision to Providence.

The Bulldogs trailed 59-33 with 10:54 left in the contest, but battled back to pull within five points at 68-63 with 46 seconds left in regulation time. Roquez Johnson missed two free throws for MSU as the Maroon and White almost made it a one-possession game.

Providence hit five free throws in the final 34 seconds to seal the victory.

Providence leaped to an 11-1 lead Saturday, as MSU went better than the first five minutes without a made field goal.

In the first half, MSU managed only five field goals and were a 0-of-13 half from 3-point range.

Kadeem Batts and LaDontae Henton got the offense going for the Friars. After the fast start, Providence held a good lead for the rest of the half. After the Bulldogs closed within seven, Providence followed with a 10-1 run for a 26-10 lead with 8:38 left in the half.

Providence forced nine first-half turnovers and led 39-21 at the intermission.

In the second half, the Bulldogs got the ball inside more and Wendell Lewis responded. Posting the team's first double-double of the season, Lewis had 16 points and 11 rebounds, including seven on the defensive end.

The Bulldogs fell down 20 with 18:03 left and stayed in that range until the big comeback began seven minutes later.

Providence went better than five minutes without a point as MSU pieced together a 13-0 run. A basket by Trivante Bloodman brought the Maroon and White within 66-60 with 58 seconds left. A 3-pointer by Fred Thomas brought MSU within five.

Mississippi State

Player	FG	3FG	FT	RB	PF	PT	A	Min
Ware	f 3-8	0-0	0-0	2	1	6	0	15
Johnson	f 2-7	0-1	6-11	7	2	10	0	27
Bloodman	g 1-5	0-1	0-1	8	4	2	4	34
Cunningham	g 0-0	0-0	2-2	2	1	2	0	18
Sword	g 3-14	0-7	3-4	4	2	9	3	32
Thomas	5-14	2-10	0-0	3	3	12	1	30
Borchert	3-8	0-3	0-0	0	4	6	2	20
Lewis	6-8	0-0	4-4	11	3	16	0	24
TOTALS	23-64	2-22	15-22	38	20	63	10	200

Providence

Player	FG	3FG	FT	RB	PF	PT	A	Min
Batts	f 12-18	0-0	8-10	8	3	32	2	37
Goldsbrough	c 0-2	0-1	0-1	2	4	0	3	19
Henton	g 5-8	0-1	8-8	6	3	18	2	33
Fortune	g 2-11	1-4	2-2	3	1	7	7	40
Cotton	g 3-6	1-3	2-3	0	1	9	2	16
Kofane	1-2	0-0	1-4	7	1	3	0	23
Bancroft	2-7	0-3	0-0	7	4	4	2	32
TOTALS	25-54	2-12	21-28	36	17	73	18	200

Halftime: PC 39, MSU 21. FG%: MSU 35.9%, PC 46.3%. 3FG%: MSU 9.1%, PC 16.7%. FT%: MSU 68.2%, PC 75.0%. Turnovers: MSU 15 (Goodman, Sword 4), PC 12 (Fortune 5). Blocked Shots: MSU 1 (Lewis), PC 8 (Batts, Kofane 3) Steals: MSU 8 (Sword 3), PC 5 (Fortune 2). Officials: Jim Burr, Lamar Simpson, Doug Shows. Attendance: 6,156.

GAME 8 — Dec. 4, 2012

Mississippi State 53
Texas-San Antonio 42

Humphrey Coliseum • 7 p.m.
Starkville, MS

Mississippi State coach Rick Ray knew his team might have to win some defensive struggles this season, and the Bulldogs did just that in a 53-42 win against Texas-San Antonio.

MSU was incredible on the defensive end, holding UTSA to 27 percent shooting. The Bulldogs recorded a season high seven blocked shots and also had nine steals.

Fresh off a 16-point performance in Saturday's loss at Providence, Wendell Lewis followed that performance up with a career-high 20 points 8-of-9 shooting from the floor.

Both teams battled through a nip-and-tuck first half before the Bulldogs put the clamps down on the defensive end.

After Lewis placed the Maroon and White on top 16-14 with a layup, neither team scored over the next 7:33. Lewis broke that drought with another basket, and Fred Thomas followed that with a 3-pointer to cap a 7-0 run.

UTSA went 8:46 without a field goal before a dunk Larry Wilkins ran out the first half for the Roadrunners.

On the way to a 3-0 start at home, MSU led 23-17 at the intermission.

UTSA closed within 26-23 in the early stages of the second half. Over the next six minutes, the Bulldogs used a 13-6 run to build a 39-29 advantage. The lead would grow to as many as 12 on two difference occasions down the stretch.

Texas-San Antonio

Wilkins	f 2-3	0-0	0-1	8	1	4	1	27
Hill	f 3-12	1-6	1-2	7	2	8	0	37
Price	g 1-4	1-3	0-0	0	2	3	3	31
Burrage	g 4-18	3-8	4-6	5	3	15	1	37
Sims	g 0-7	0-6	0-0	9	1	0	0	31
Thomas	4-10	2-6	0-0	2	2	10	0	20
Mayberry	0-0	0-0	0-0	0	2	0	0	2
McGregor	1-1	0-0	0-0	2	2	2	1	9
Wood	0-0	0-0	0-0	0	0	0	0	6
TOTALS	15-55	7-29	5-9	36	15	42	6	200

Mississippi State

Player	FG	3FG	FT	RB	PF	PT	A	Min
Ware	f 0-3	0-0	0-0	5	1	0	0	14
Johnson	f 3-9	1-2	0-1	3	3	7	0	25
Thomas	g 3-10	2-8	1-2	3	0	9	0	32
Bloodman	g 0-1	0-0	0-0	0	2	0	5	30
Sword	g 5-9	0-2	3-6	2	4	13	3	30
Borchert	2-5	0-1	0-0	10	2	4	1	26
Lewis	8-9	0-0	4-5	5	0	20	0	26
Cunningham	0-0	0-0	0-0	3	0	0	2	17
TOTALS	21-46	3-13	8-14	34	12	53	11	200

Halftime: MSU 23, UTSA 17 FG%: MSU 45.7%, UTSA 27.3%. 3FG%: MSU 23.1%, UTSA 24.1%. FT%: MSU 57.1%, UTSA 55.6%. Turnovers: MSU 17 (Sword 6) UTSA 20 (Burrage 6). Blocked Shots: MSU 7 (Thomas 3), UTSA 2 (Hill, Wood 1) Steals: MSU 9 (Thomas 3), UTSA 6 (Hill, Sims 2). Officials: Ted Valentine, Anthony Jordan, Keith Kimble. Attendance: 6,021.

GAME 9 — DEC. 15, 2012

Loyola	59
Mississippi State	51

Gentile Arena • 7 p.m.
Chicago, IL

A difficult ending to the first half led to Mississippi State losing 59-51 at Loyola.

The Bulldogs went more than five minutes without scoring late in that half, and the Ramblers took advantage with a 20-0 run.

The teams were playing 50 years after a historic meeting between the two universities in the 1963 NCAA Tournament.

Loyola trailed 17-14 before scoring 20 straight points to remove all doubt from the contest. The Ramblers led 34-20 at halftime and did not lead by less than eight points in the game's final half.

MSU scored the game's first six points. Loyola went the first five minutes of the contest without scoring. The Ramblers finally broke the ice and scored four straight points. Thanks to a couple of 3-point baskets by Fred Thomas, the Bulldogs built a 12-7 lead and later held their last lead at 17-14.

The Bulldogs closed within 11 in the early stages of the second half but could not close within single digits until Tyson Cunningham rammed home a 3-point basket in the closing seconds.

Loyola held a 40-28 rebounding advantage. The Bulldogs had seven assists and 15 turnovers, while the Ramblers had 13 assists and 16 turnovers.

Mississippi State

Player	FG	3FG	FT	RB	PF	PT	A	Min
Ware	f 4-5	0-0	0-0	5	3	8	0	31
Johnson	f 3-9	0-1	7-8	4	3	13	1	25
Thomas	g 5-14	3-9	1-2	3	1	14	1	35
Bloodman	g 1-4	1-2	0-1	3	3	3	1	34
Sword	g 1-6	0-0	1-4	4	5	3	2	30
Borchert	3-8	0-4	1-1	5	4	7	1	22
Price	0-0	0-0	0-0	0	0	0	0	1
Cunningham	1-2	1-1	0-0	3	1	3	1	22
TOTALS	18-48	5-17	10-16	28	20	51	7	200

Loyola

Player	FG	3FG	FT	RB	PF	PT	A	Min
Averkamp	f 1-9	0-1	3-4	9	2	5	1	32
Thomas	f 6-8	0-0	4-5	6	2	16	0	25
Payne	g 2-4	2-3	0-1	1	2	6	3	29
Hicks	g 0-6	0-4	0-1	9	0	0	0	25
Crisman	g 2-3	0-1	5-9	2	0	4	1	17
Turk	7-12	5-7	4-7	2	4	21	3	24
O'Leary	1-4	1-2	2-2	0	2	3	2	16
White	2-5	0-0	0-0	4	1	4	3	26
Osborne	0-0	0-0	0-0	0	2	0	0	6
TOTALS	21-51	8-18	9-14	40	15	59	13	200

Halftime: LU 34, MSU 20. FG%: MSU 37.5, LU 41.2%. 3FG%: MSU 29.4%, LU 44.4%. FT%: MSU 62.5%, LU 64.3%. Turnovers: MSU 15 (Sword 6), LU 16 (Averkamp, White 4). Blocked Shots: MSU 8 (Ware 5), LU 4 (Turk 3) Steals: MSU 6 (Thomas, Borchert 2), LU 7 (Turk, O'Leary 2). Officials: Michael Roberts John Yorkovich, James Barker. Attendance: 3,321.

GAME 10 — DEC. 22, 2012

Mississippi State	79
Central Arkansas	72

Mississippi Coliseum • 2 p.m.
Jackson, MS

Behind Gavin Ware's double-double, Mississippi State picked up its first win away from Starkville with a 79-72 victory against Central Arkansas.

MSU improved to 15-6 overall in Jackson and won its 12th straight at Mississippi Coliseum.

MSU placed five players in double figures for the first time this season while scoring a season-best 79 points.

Ware had a career-high 22 points and career-high 13 rebounds. Trivante Bloodman added a career-high 12 points, while Colin Borchert had a career-high 11 points and Tyson Cunningham had a career-high 10 points.

Ware shifted to the big man role Saturday and delivered. MSU was playing its first game since center Wendell Lewis suffered a knee injury in practice.

The Bulldogs missed nine 3-point attempts before getting four of their final six to go down. MSU built a comfortable lead midway through the first half and led 34-25 at halftime.

MSU stretched the lead to 15 in the early stages of the second half but the long-range shooting of Central Arkansas allowed the Bears to stay in the contest. UCA drew within six points midway through the second half. Stellar ball control and a strong night at the free throw line allowed the Maroon and White to close out the win.

MSU held a 43-29 rebounding advantage. For the Bulldogs, it was their second largest rebounding effort of the season.

Central Arkansas

Player	FG	3FG	FT	RB	PF	PT	A	Min
Garner	f 4-14	1-7	2-2	4	4	11	1	24
Harks	f 5-6	0-0	1-3	4	5	11	0	24
Crawford	g 8-18	7-14	3-4	8	1	26	3	38
McClure	g 0-3	0-2	0-0	0	2	0	0	30
Wells	g 0-3	0-2	0-0	0	1	0	0	16
L. Brown	0-0	0-0	0-0	0	1	0	0	1
Williams	2-7	1-4	2-2	4	3	7	3	18
Padgett	2-6	1-5	0-0	0	0	5	0	6
Berete	2-6	0-1	0-0	2	4	4	1	19
T. Brown	1-1	0-0	0-0	1	0	2	1	6
Borden	3-4	0-0	0-0	2	4	6	1	18
TOTALS	27-68	10-35	8-11	29	25	72	10	200

Mississippi State

Player	FG	3FG	FT	RB	PF	PT	A	Min
Ware	f 8-9	0-0	6-8	13	1	22	0	31
Johnson	f 3-7	0-0	3-6	7	2	9	0	24
Thomas	g 1-9	1-5	2-2	7	1	5	3	33
Bloodman	g 3-6	0-2	6-8	5	1	12	2	34
Sword	g 4-9	1-2	1-2	3	5	10	3	22
Borchert	3-6	0-1	5-8	4	3	11	2	27
Cunningham	3-6	2-5	2-2	2	1	10	3	29
TOTALS	25-52	4-15	25-36	43	14	79	13	200

Halftime: MSU 34, UCA 25. FG%: MSU 48.1%, UCA 39.7%. 3FG%: MSU 26.7%, UCA 28.6%. FT%: MSU 69.4%, UCA 72.7%. Turnovers: MSU 21 (Johnson 5) UCA 17 (McClure, Borden 3). Blocked Shots: MSU 4 (Four with 1), UCA 3 (Three with 1) Steals: MSU 6 (Ware, Thomas 2), UCA 10 (Three with 2). Officials: James Breeding, Tracy Woodson, Earnie Pheal. Attendance: 2,217.

GAME 11 — DEC. 30, 2012

Alabama A&M	59
Mississippi State	57

Humphrey Coliseum • 3 p.m.
Starkville, MS

Mississippi State surrendered a 15-point lead and lost 59-57 to Alabama A&M.

Jalen Steele played 27 minutes in his first action since fracturing a wrist on Nov. 13 against Florida Atlantic. He hit his first two shots from the field and finished with 10 points.

MSU built the early lead by dominating inside. Reigning SEC Freshman of the Week Gavin Ware went to work early as the Maroon and White built a quick 14-3 advantage.

Steele checked in with 17:09 left in the first half. His back-to-back 3-pointers ran the lead to 20-8. A Ware dunk followed, running the advantage to 14 points.

Another basket by Steele ran the MSU lead to a game-best 15 points – at 27-12 with 5:58 left in the half. Alabama A&M (4-7) took advantage of an MSU letdown late in the half, to close within 33-25 at halftime.

MSU went better than seven minutes without scoring to start the second half. Alabama A&M took advantage and took a 35-33 lead.

The contest remained tight the rest of the way. MSU grabbed a 43-39 lead on a Ware putback with 10:04 left. The lead was again four at 47-43 and later five at 57-52 with 2:18 remaining, after a jumper by Craig Sword.

Alabama A&M forced back-to-back turnovers and scored the game's next six points. An attempt at go-ahead points by Steele was blocked by Demarquelle Tabb with 16 seconds left in regulation.

Alabama A&M

Player	FG	3FG	FT	RB	PF	PT	A	Min
Banks	c 4-6	0-0	0-0	2	2	8	0	21
Crutcher	g 5-10	1-1	3-4	5	2	14	5	37
Hill	g 2-6	0-0	3-4	5	3	7	2	26
Tabb	g 7-16	0-1	0-0	7	4	14	0	33
Ellis	g 5-10	3-7	0-0	5	2	13	1	34
Capers	0-0	0-0	0-0	0	2	0	0	5
Long	0-2	0-1	0-0	4	1	0	0	16
Davis	0-4	0-3	0-0	2	0	0	2	18
Houston	1-3	1-3	0-0	0	0	3	0	18
West	0-0	0-0	0-0	0	0	0	0	2
TOTALS	24-57	5-16	6-8	37	16	59	10	200

Mississippi State

Player	FG	3FG	FT	RB	PF	PT	A	Min
Borchert	f 3-8	0-0	2-2	4	1	8	0	29
Ware	f 5-12	0-0	2-3	11	0	12	0	29
Bloodman	g 1-2	0-1	2-2	5	4	4	1	27
Cunningham	g 1-2	0-1	0-0	3	1	2	1	20
Sword	g 5-9	1-1	3-6	4	3	14	2	32
Steele	3-9	2-6	2-2	1	2	10	1	27
Thomas	0-6	0-4	0-0	1	2	0	3	16
Johnson	2-8	1-1	2-2	4	2	7	0	20
TOTALS	25-52	4-15	25-36	43	14	57	13	200

Halftime: MSU 33, AAM 25. FG%: MSU 35.7%, AAM 42.1%. 3FG%: MSU 26.7%, AAM 31.3%. FT%: MSU 76.5%, AAM 75.0%. Turnovers: MSU 11 (Ware, Bloodman 3) AAM 13 (Hill, Ellis 3). Blocked Shots: MSU 4 (Johnson 2), AAM 8 (Banks 4) Steals: MSU 7 (Cunningham, Sword 2), AAM 7 (Hill 4). Officials: Anthony Jordan, Mike Nance, Forrest Sigler. Attendance: 7,526.

GAME 12 — JAN. 3, 2013

Mississippi State	97
New Orleans	46

Humphrey Coliseum • 6 p.m.
Starkville, MS

Mississippi State rang in the New Year's with a 97-46 dismantling of New Orleans.

The Bulldogs shot a season-best 56.1 percent from the field, while scoring the most points in a game this season and also winning by the largest margin in a game this season. The Bulldogs scored the game's first 12 points of the contest and were never threatened.

A 3-point basket by Colin Borchert capped the Bulldogs' game-opening 12-0 run. After UNO scored a pair of quick baskets, the Bulldogs range the advantage to 21-4 on a Fred Thomas dunk with 11:05 left in the half.

Thomas worked his way out of his recent shooting slump, by scoring 16 points on 6-of-13 shooting. Thomas also had three rebounds, two blocked shots and a steal in 28 minutes of work. For Thomas, it was his seventh contest in double figures this season.

The Bulldogs had several in the flow as a 6-0 run pushed the advantage to 35-11 with 6:23 left in the half. A layup by Roquez Johnson capped that run. The Bulldogs had 17 first-half field goals and led 43-16 at halftime.

In the Alabama A&M defeat, the Bulldogs saw an eight-point halftime lead slip away. On this night, UNO started the second half on a 5-0 run before a quick MSU timeout.

Following the timeout, MSU responded with an 18-2 run.

New Orleans

Player	FG	3FG	FT	RB	PF	PT	A	Min
Denard	f 1-5	0-0	1-4	9	2	3	0	24
Cook	f 3-7	0-0	1-2	1	2	7	0	18
McPhearson	g 3-7	0-1	0-0	2	1	6	0	28
Blake	g 0-4	0-2	2-2	1	3	2	1	22
Nelson	g 2-5	0-0	0-0	1	3	4	4	27
Dixon	1-4	0-0	1-2	3	3	3	0	17
Hobbs	0-1	0-0	0-0	0	0	0	0	3
Mack	1-3	0-0	1-2	1	3	3	1	11
Banchy	1-1	0-0	1-2	0	0	3	0	11
Reese	0-0	0-0	0-0	0	0	0	0	3
Hill	2-3	0-0	3-3	2	2	7	0	14
Ganapamo	2-10	1-5	0-0	2	0	5	0	14
Parker	0-0	0-0	1-2	1	0	1	1	2
County	0-0	0-0	0-0	1	0	0	0	1
James	0-0	0-0	0-0	0	0	0	0	2
Avery	1-1	0-0	0-2	0	0	2	0	3
TOTALS	17-51	1-8	11-21	27	19	46	7	200

Mississippi State

Player	FG	3FG	FT	RB	PF	PT	A	Min
Borchert	f 8-10	1-2	0-0	8	3	17	4	26
Ware	f 4-6	0-0	2-3	8	1	10	0	27
Bloodman	g 3-5	1-2	2-2	3	1	9	5	31
Cunningham	g 2-2	2-2	0-1	2	2	6	2	25
Sword	g 3-6	0-0	3-3	2	5	9	2	13
Steele	5-12	4-6	2-2	4	2	16	1	20
Thomas	6-13	2-7	2-2	3	1	16	1	28
Price	0-0	0-0	0-0	0	1	0	1	3
Johnson	4-8	1-2	5-7	5	1	14	1	27
TOTALS	35-62	11-21	16-20	40	17	97	17	200

Halftime: MSU 43, NO 16 FG%: MSU 56.5%, NO 33.3%. 3FG%: MSU 52.4%, NO 12.5%. FT%: MSU 80.0%, NO 52.4%. Turnovers: MSU 17 (Bloodman 4) NO 23 (Nelson 6). Blocked Shots: MSU 9 (Borchert 3), NO 3 (Three with 1) Steals: MSU 14 (Borchert 5), NO 9 (Cook, Ganapamo 2). Officials: Doug Simmons, Roger Ayers, Joe Lindsey. Attendance: 6,028.

GAME 13 — JAN. 9, 2013

Mississippi State	56
South Carolina	54

Humphrey Coliseum • 7 p.m.
Starkville, MS

Mississippi State saved its best defensive effort for when it needed it the most.

Down six points late in their SEC opener, the Bulldogs turned the tables on South Carolina defensively and posted a 56-54 victory.

MSU won its conference opener for the first time in three seasons. South Carolina held an eight-point lead in the first half and a six-point lead in the second half. However, the Gamecocks could not make either of those advantages stand up.

The Bulldogs trailed 50-44 with 5:14 left in regulation. MSU had erased a 12-4 first-half deficit with a 10-0 run.

Ray needed to remind the youthful Pups time was not on their side. However, the ability to make plays was.

The Bulldogs needed roughly two minutes of playing time to string together eight-straight points. The coliseum was rocking after a steal by Tyson Cunningham led to a game-tying layup by Roquez Johnson. Cunningham also got a pick on the next possession, leading to a go-ahead running jumper in the lane by Fred Thomas with 3:25 left.

South Carolina battled back to tie, only to have MSU score the game's next four points. Sword broke the tie with two free throws with 46 seconds left. A steal and follow-up dunk by Sword moved the Bulldogs advantage to 56-52 with 30 seconds left.

USC got a basket by Michael Carrera. After two missed free throws, Carolina got two more shots off, but a contested 3-pointer by Bruce Ellington was blocked by Cunningham and Brian Richardson missed from 25 feet.

South Carolina

Player	FG	3FG	FT	RB	PF	PT	A	Min
Kacinas	f 0-3	0-0	0-0	3	2	0	1	30
Jackson	f 2-2	0-0	0-2	4	4	4	1	26
Richardson	g 7-19	5-11	1-2	8	2	20	1	35
Smith	g 4-7	0-1	0-1	3	1	8	5	35
Ellington	g 4-7	3-6	0-0	0	4	11	2	23
Williams	1-4	0-1	0-0	1	0	2	0	6
Chatkevicius	1-4	0-1	2-2	6	2	4	0	18
Carrera	1-3	0-0	0-0	3	3	2	0	7
Leonard	0-2	0-1	0-0	2	0	0	0	12
Slawson	0-0	0-0	3-4	4	2	3	0	8
TOTALS	20-51	8-21	6-11	38	20	54	10	200

Mississippi State

Player	FG	3FG	FT	RB	PF	PT	A	Min
Borchert	f 3-8	0-1	2-2	6	2	8	1	31
Ware	f 1-3	0-0	0-1	4	1	2	0	21
Steele	g 2-8	0-3	0-0	3	1	4	1	20
Bloodman	g 0-4	0-1	2-2	2	4	2	2	22
Sword	g 6-11	0-1	6-8	3	3	18	2	28
Thomas	4-11	0-4	0-2	2	0	8	1	33
Cunningham	0-1	0-0	0-0	3	1	0	1	19
Johnson	3-3	0-0	8-10	3	3	14	0	26
TOTALS	19-49	0-10	18-25	29	15	56	8	200

Halftime: MSU 26, USC 26. FG%: MSU 38.8%, USC 39.2%. 3FG%: MSU 0.0%, USC 38.1%. FT%: MSU 72.0%, USC 54.5%. Turnovers: MSU 17 (Sword 7), USC 24 (Ellington 9). Blocked Shots: MSU 8 (Borchert 4), USC 5 (Jackson 4). Steals: MSU 14 (Thomas 5), USC 7 (Three with 2). Officials: Doug Shomas, Rick Hartzell, Patrick Evans. Attendance: 6,034.

GAME 14 — JAN. 12, 2013

Mississippi State	72
Georgia	61

Stageman Coliseum • 12:30 p.m.
Athens, GA

Jalen Steele had a career high 21 points and Mississippi State won its first true road game of the season with a 72-61 win at Georgia.

The win put MSU at 2-0 in SEC play for the first time since starting 3-0 in 2010.

Quickly, Steele made his mark scoring the game's first five points that parlayed the quick start into an early 11-5 advantage.

Georgia closed within 13-12 only to see a Craig Sword 3-point basket go home for MSU. Georgia quickly tied things at 16 and later seized early control of the game with a 9-0 run for a 30-23 lead.

A 3-point play by Fred Thomas helped spark the comeback. The lead changed hands five times in the final 1:53 as MSU grabbed a 36-35 lead at halftime on a Sword putback.

MSU found another gear defensively in the second half, allowing only 26 points.

Things were nip-and-tuck in the second half before back-to-back 3s by Thomas and Steele allowed the Bulldogs to open 50-44 advantage. After not hitting a 3-point basket against South Carolina, the Bulldogs were 9-of-20 at UGA

Georgia forced one last tie before MSU took control for good with a 12-1 run. That run was capped by back-to-back 3's from Steele, giving MSU a 62-51 advantage with 5:02 left.

MSU hit 25 of 54 shots from the field, 9 of 20 shots from 3-point range and 13 of 23 shots from the foul line. Georgia hit 19 of 58 shots from the field, 4 of 19 shots from 3-point range and 19 of 32 shots from the foul line.

Mississippi State

Player	FG	3FG	FT	RB	PF	PT	A	Min
Steele	g 7-16	4-8	3-4	7	1	21	2	31
Borchert	f 3-6	1-3	0-1	5	3	7	2	29
Bloodman	g 0-2	0-1	6-8	3	3	6	5	29
Ware	f 2-5	0-0	0-2	6	4	4	0	22
Sword	g 6-10	2-3	2-6	4	2	16	0	30
Thomas	3-8	2-5	0-0	3	1	8	0	21
Cunningham	2-2	0-0	0-0	2	3	4	3	20
Johnson	2-5	0-0	2-2	3	5	6	1	18
TOTALS	25-54	9-20	13-23	37	22	72	13	200

Georgia

Player	FG	3FG	FT	RB	PF	PT	A	Min
C.-Pope	g 5-14	4-9	2-4	3	3	16	1	35
Mann	g 2-7	0-0	10-13	2	5	14	4	29
Dixon	f 3-4	0-0	0-0	7	0	6	2	22
Morris	f 1-3	0-0	3-4	0	1	5	0	12
Florveus	f 1-4	0-0	0-0	5	0	2	0	15
V. Williams	1-4	0-2	0-0	0	1	12	1	11
Gaines	2-7	0-3	1-2	5	5	5	0	10
D. Williams	1-3	0-0	3-9	8	3	5	0	25
Brantley	0-5	0-4	0-0	2	0	0	2	25
Djurisic	3-7	0-1	0-0	5	1	6	0	16
TOTALS	19-58	4-19	19-32	44	19	61	10	200

Halftime: MSU 36, UG 35. FG%: MSU 46.3%, UG 32.8%. 3FG%: MSU 45.0%, UG 21.1%. FT%: MSU 56.5%, UG 59.4%. Turnovers: MSU 14 (Three with 3), UG 15 (Mann 4). Blocked Shots: MSU 4 (Four with 1), UG 3 (Caldwell-Pope 2). Steals: MSU 9 (Three with 2), UG 10 (Caldwell-Pope 4). Officials: Antinio Petty, Pat Adams, Terry Moore. Attendance: 5,891.

GAME 15 — JAN. 16, 2013

Alabama	75
Mississippi State	43

Humphrey Coliseum • 8 p.m.
Starkville, MS

Mississippi State's three-game winning streak ended with Alabama's 75-43 win.

For MSU, it was their worst home loss to Alabama and second-worst loss ever at home. The Maroon and White had won 12 of the previous 15 meetings between the longtime rivals in this facility.

The Bulldogs grabbed their longest lead of the game at 10-6 on a Fred Thomas 3-pointer with 14:30 left before halftime. The contest was nip-and-tuck and intensely physical early. MSU held tough through 3-point shooting. Alabama was making the most of second-chance shot opportunities.

Alabama took the lead for good on a Levi Randolph jumper with 7:02 left before halftime. That basket gave the Crimson Tide a 20-19 advantage. From there, UA closed the half on a 10-3 run to grab a 30-22 halftime advantage.

Things unraveled quickly for the Maroon and White to start the game's final half. Alabama hit five consecutive 3-point shots to open the half. That 15-0 run completed the game-changing 27-3 run and placed the Crimson Tide on top 45-22 with 17:04 left in regulation.

From there, the Crimson Tide's full-court pressure and continued strong shooting snuffed any hopes of a rally.

The lead grew to 30 at 59-29 on a 6-0 run, capped by a Retin Obasohan layup with 10:46 remaining. Alabama would lead by as many as 37 in the game's final half.

Alabama										
Player	FG	3FG	FT	RB	PF	PT	A	Min		
Gueye	c 0-3	0-0	0-0	3	4	0	0	11		
Lacey	g 4-8	3-4	0-0	3	0	11	6	29		
Randolph	g 7-9	2-2	2-2	8	0	18	2	33		
Cooper	g 7-14	3-5	0-0	4	2	17	1	26		
Steele	g 1-5	0-0	0-0	2	1	2	2	21		
Goode	0-0	0-0	0-0	0	0	0	0	2		
Jacobs	8-10	0-0	0-2	11	2	16	1	27		
Pollard	3-6	0-0	1-2	1	2	7	0	27		
Blackledge	0-0	0-0	0-0	0	0	0	0	2		
Obasohan	1-2	0-1	2-2	0	1	4	0	19		
Wilson	0-1	0-1	0-0	0	0	0	0	1		
Slaughter	0-0	0-0	0-0	2	0	0	0	2		
TOTALS	31-58	8-13	5-8	35	12	75	12	200		

Mississippi State										
Player	FG	3FG	FT	RB	PF	PT	A	Min		
Borchert	f 2-7	1-4	0-0	3	2	5	0	23		
Ware	f 2-3	0-0	0-0	5	1	4	0	33		
Steele	g 2-8	1-5	0-0	3	0	5	2	24		
Bloodman	g 1-3	0-2	2-2	1	1	4	2	23		
Sword	g 4-10	0-2	1-2	1	0	9	1	24		
Thomas	4-8	2-4	0-0	5	2	10	0	26		
Price	0-0	0-0	0-0	0	0	0	0	2		
Cunningham	1-1	1-1	0-0	0	1	3	1	19		
Johnson	0-5	0-0	3-4	2	1	3	0	26		
TOTALS	16-45	5-18	6-8	23	8	43	6	200		

Halftime: MSU 22, UA 30. FG%: MSU 35.6%, UA 53.4%. 3FG%: MSU 27.8%, UA 61.5%. FT%: MSU 75.5%, UA 62.5%. Turnovers: MSU 21 (Four with 4), UA 12 (Lacey 3). Blocked Shots: MSU 5 (Borchert 3), UA 5 (Jacobs 2). Steals: MSU 7 (Ware 2), UA 12 (Steele 5). Officials: Joe Lindsey, Ted Valentine, Don Dailey. Attendance: 7,182

GAME 16 — JAN. 19, 2013

Tennessee	72
Mississippi State	57

Thompson-Boling Arena • 3 p.m.
Knoxville, TN

Mississippi State couldn't overcome Tennessee's inside presence and the Volunteers took advantage as it claimed a 72-57 win.

The Vols scored 42 points in the paint area, compared to 16 for the Bulldogs. Tennessee shot 51.7 percent from the field in the opening half, based largely on numerous second shot attempts. The fast start allowed the hosts to build a 37-29 halftime lead, which was never relinquished.

Tennessee sprinted to an early 8-2 lead less than four minutes into the contest. A Jalen Steele 3-point basket capped five straight points for the Bulldogs to tie the contest at 11. MSU would take its only lead at 14-13 on a Gavin Ware dunk with 11:38 left in the half.

Ware held his own against Tennessee's ferocious inside game, as he pulled down nine rebounds – his most in a SEC game.

MSU's lead was short lived as Tennessee rolled out to 25-18 advantage on a Jordan McRae layup with 7:32 left in the half.

The Bulldogs did close back within four before trailing 37-29 at the intermission.

The Bulldogs were back with in four at 39-35 on a Craig Sword jumper with 17:29 left. The Volunteers scored the game's next seven points. Still, MSU hung tough and was still within single digits as late as the 4:14 mark in the contest.

Tennessee held a 37-32 rebounding advantage.

Steele paced the Bulldogs with 15 points, including 13 points in the first half. Fred Thomas added 14 points, while Sword added 10 points. Jaylen Boyd led Tennessee with 18 points.

Tennessee										
Player	FG	3FG	FT	RB	PF	PT	A	Min		
Borchert	f 0-7	0-2	0-0	5	2	0	3	23		
Ware	f 3-6	0-0	0-0	9	5	6	0	19		
Steele	g 6-10	1-3	2-2	1	0	15	0	27		
Bloodman	g 2-4	0-1	5-5	3	3	9	2	33		
Sword	g 5-11	0-1	0-0	2	5	10	3	26		
Thomas	4-9	2-3	4-5	4	1	14	2	26		
Cunningham	0-0	0-0	0-0	2	1	0	0	20		
Johnson	1-9	0-2	1-2	3	0	3	1	26		
TOTALS	21-56	3-12	12-14	32	17	57	11	200		

Tennessee										
Player	FG	3FG	FT	RB	PF	PT	A	Min		
Stokes	f 7-13	0-0	4-7	11	1	18	0	28		
Hall	f 0-3	0-0	0-0	2	1	0	1	14		
Richardson	g 6-9	1-2	3-3	2	2	16	1	29		
McBee	g 1-3	1-3	0-0	1	0	3	1	27		
McRae	g 5-12	2-5	0-0	2	4	12	3	33		
Makanjuola	0-1	0-0	0-0	1	2	0	0	6		
Reese	3-5	3-5	0-0	2	1	9	0	12		
Moore	2-6	0-1	0-0	11	1	4	4	25		
Golden	4-8	0-1	2-3	2	3	10	9	26		
TOTALS	28-60	7-17	9-13	37	15	72	19	200		

Halftime: UT 37, MSU 29. FG%: MSU 37.5%, UT 46.7%. 3FG%: MSU 25.0%, UT 41.2%. FT%: MSU 85.7%, UT 69.2%. Turnovers: MSU 13 (Borchert, Sword 3), UT 11 (McRae 4). Blocked Shots: MSU 2 (Borchert 2), UT 5 (Stokes 2). Steals: MSU 3 (Bloodman 2), UT 5 (Moore 3). Officials: Mike Thibodeaux, John Heatly and Tracy Woodson. Attendance: 17,584.

GAME 17 — JAN. 23, 2013

Arkansas	96
Mississippi State	70

Bud Walton Arena • 8 p.m.
Fayetteville, AR

Mississippi State committed a season-high 29 turnovers, and Arkansas took advantage en route to a 96-70 win.

MSU gave up a season-high 96 points and could not overcome major issues caused by the Razorbacks full-court pressure.

The Bulldogs fell down 14-3. However, MSU rallied with an 8-0 run. MSU would later close within two at 23-21 on another 8-0 run.

A Colin Borchert 3-point basket brought MSU within 28-24. However, Arkansas quickly extended the lead back out to 14 points. MSU scored the final five points of the half and trailed 42-33 at the intermission.

A pair of turnovers led to two fast-break baskets for Arkansas to start the second half. Feeding off the home crowd, the Razorbacks quickly built the lead back to 14. Two free throws by Gavin Ware brought MSU within 52-42 with 15:05 left in regulation.

From there, turnovers and mounting foul trouble consumed the Bulldogs. Ahead by 12 with 12:00 left, Arkansas ripped off 16 straight points to remove all doubt from the contest.

Arkansas placed four in double figures. Mar-shawn Powell had a team-high 17 points, while Coty Clarke and B.J. Young each added 13 points. Jacorey Williams scored 10 points.

Mississippi State										
Player	FG	3FG	FT	RB	PF	PT	A	Min		
Borchert	f 2-5	2-4	0-0	3	5	6	2	22		
Ware	f 2-4	0-0	7-8	8	4	11	2	29		
Steele	g 1-8	1-5	2-2	2	0	5	0	31		
Bloodman	g 1-2	1-1	0-0	1	3	3	2	24		
Sword	g 4-13	0-0	2-2	6	3	10	2	21		
Thomas	6-12	2-5	3-4	2	0	17	1	24		
Price	0-0	0-0	0-0	0	0	0	0	2		
Cunningham	3-5	3-4	0-0	3	2	9	2	19		
Johnson	3-5	0-0	3-5	5	4	9	0	28		
TOTALS	22-54	9-19	17-21	36	21	70	11	200		

Arkansas										
Player	FG	3FG	FT	RB	PF	PT	A	Min		
Mickelson	f 2-5	0-0	0-0	6	1	4	1	17		
Powell	f 6-12	1-4	4-4	2	2	17	2	19		
Madden	g 1-3	0-1	2-2	5	0	4	3	21		
Scott	g 2-5	1-4	1-2	4	1	6	4	15		
Gulley	g 2-2	1-1	0-0	0	1	5	5	19		
Wade	1-5	1-3	2-2	0	2	5	3	17		
Clarke	5-5	1-1	2-2	4	3	13	0	19		
Bell	3-5	3-5	0-0	0	1	9	1	8		
Young	4-10	0-2	5-8	2	0	13	3	17		
Henderson	0-0	0-0	0-0	0	0	0	0	2		
Spivey	1-1	0-0	0-0	0	0	2	0	2		
Haydar	0-0	1-4	0-0	4	3	3	2	16		
Williams	1-4	0-1	2-2	2	2	10	1	11		
Wagner	4-5	0-0	0-0	0	0	0	2	4		
Qualls	1-5	0-1	3-4	2	1	5	0	13		
TOTALS	33-67	9-27	21-26	34	17	96	27	200		

Halftime: MSU 33, UA 42. FG%: MSU 40.7%, UA 49.3%. 3FG%: MSU 47.4%, UA 33.3%. FT%: MSU 81.0%, UA 80.8%. Turnovers: MSU 29 (Sword 9), UA 13 (Qualls 3). Blocked Shots: MSU 3 (Thomas 2), UA 11 (Mickelson 3). Steals: MSU 5 (Ware, Sword 2), UA 14 (Wade 5). Officials: Antinio Petty, Rick Hartzell, Tracy Woodson. Attendance: 12,806.

GAME 18 — JAN. 26, 2013

No. 7 Florida 82
Mississippi State 47

Humphrey Coliseum • 7 p.m.
Starkville, MS

Seventh-ranked Florida proved too much for Mississippi State as the Gators built an early lead and posted an 82-47 win.

Florida improved to 16-2 overall and 6-0 in league play, while winning this arena for the first time since 2007. MSU dropped its fourth straight, while falling to 7-11 and 2-4.

The Gators opened a double-digit lead with a 10-0 run in the early stages of the first half. Back-to-back 3-point baskets by Kenny Boynton and Michael Frazier allowed the Gators to open a 20-6 advantage.

A follow-up 11-0 run allowed Florida to build a 31-8 advantage with 8:31 left in the half. A steal by Will Yeguete led to a layup by Scottie Wilbekin.

The Bulldogs closed within 31-15 when Fred Thomas was fouled on a 3-point shot attempt. Thomas hit all three free throws.

Florida shot 48.4 percent from the field in the opening half and led 41-19 at halftime. It marked the fourth time this season MSU allowed 40 or more points in the first half of a game.

After a layup by MSU's Gavin Ware opened the second half scoring, Florida answered with the game's next 15 points. The lead would grow to as many as 36.

Thomas led the Bulldogs with a career-high 19 points. Colin Borchert and Ware each added 10 points. Thomas also had seven steals, which is the second most in a game in MSU history.

Florida

Player	FG	3FG	FT	RB	PF	PT	A	Min
Murphy	f 6-8	4-6	2-2	6	2	18	2	23
Young	c 6-6	0-0	1-2	6	2	13	1	27
Boynton	g 7-11	4-8	0-0	4	0	18	2	28
Rosario	g 1-8	1-5	2-2	3	0	5	3	27
Wilbekin	g 5-9	3-5	0-0	2	1	13	9	32
Kurtz	0-0	0-0	0-0	3	0	0	1	3
Ogbueze	1-1	0-0	1-2	0	0	3	0	5
Graham	1-2	0-1	0-0	0	0	2	0	4
Yeguete	2-3	0-0	0-1	8	2	4	4	21
Frazier	2-5	2-5	0-0	8	3	6	1	24
Walker	0-3	0-1	0-0	0	2	0	0	6
TOTALS	31-56	14-31	6-9	44	12	82	14	200

Mississippi State

Player	FG	3FG	FT	RB	PF	PT	A	Min
Borchert	f 3-10	2-5	2-2	2	3	10	1	26
Ware	f 5-7	0-0	0-0	3	2	10	0	26
Steele	g 0-5	0-0	0-0	4	0	0	1	23
Bloodman	g 0-1	0-0	0-2	0	1	0	2	24
Sword	g 4-11	0-4	0-2	0	1	8	3	26
Thomas	5-14	1-5	8-9	2	2	19	0	25
Price	0-0	0-0	0-0	0	0	0	0	3
Cunningham	0-1	0-1	0-0	2	0	0	0	19
Johnson	0-3	0-0	0-0	4	3	0	1	28
TOTALS	17-52	3-15	10-15	20	12	47	8	200

Halftime: MSU 19, UF 41. FG%: MSU 32.7%, UF 55.4%. 3FG%: MSU 20.0%, UF 45.2%. FT%: MSU 66.7%, UF 66.7%. Turnovers: MSU 10 (Borchert 3), UF 14 (Rosario, Wilbekin 3). Blocked Shots: MSU 1 (Thomas 1), UF 4 (Young 2). Steals: MSU 12 (Thomas 7), UF 6 (Boynton, Yeguete). Officials: Mike Thibodeaux, James Baker, John Heatly. Attendance: 7,696.

GAME 19 — JAN. 30, 2013

Texas A&M 55
Mississippi State 49 OT

Humphrey Coliseum • 8 p.m.
Starkville, MS

Mississippi State surrendered a 14-point second half lead, dropping a 55-49 overtime decision to Texas A&M.

The Bulldogs shot 66.7 percent in the game's opening half and stretched the advantage to as many as 14 in the early stages of the second half, but he Aggies responded with a 16-2 run to keep the game tight.

MSU dropped its fifth straight in league play.

Craig Sword tied the contest with an off-balanced 3-point basket with 5.9 seconds left in regulation. After MSU's Colin Borchert scored on the opening possession of overtime, the Bulldogs did not score again.

In the early stages of the first half, the Bulldogs pulled away from a 10-10 tie by scoring 10 straight points. MSU was sharp on both ends, with Jalen Steele being a catalyst offensive and defensively. Steele hit a 3-point basket and a free throw, while Gavin Ware broke loose inside for six points, including two dunks.

The Aggies chipped away with the game's next five points, before MSU rolled out to a 27-15 advantage behind another trey by Steele and a jumper in the lane by Ware.

MSU led 29-17 at the break.

Texas A&M forced some turnovers of its own on the game-tying 16-2 run. A 3-point play by Alex Caruso and follow-up basket by Elston Turner tied the contest at 33. Turner was held scoreless in the game's first half but finished with 11 points.

Neither team led by more than one possession over the final 13-plus minutes.

Texas A&M

Player	FG	3FG	FT	RB	PF	PT	A	Min
Roberson	f 4-7	0-0	0-0	12	1	8	1	33
R. Turner	f 2-5	0-0	0-0	7	1	4	1	20
Reese	g 4-9	0-3	2-2	3	3	10	1	36
E. Harris	g 8-13	1-4	0-0	1	3	17	1	39
Turner	g 5-13	1-7	0-0	3	2	11	2	43
Young	0-1	0-0	0-0	0	2	0	0	8
Green	0-0	0-0	0-0	0	0	0	0	3
Caruso	2-4	0-1	1-1	2	3	5	3	29
Jahns	0-1	0-1	0-0	0	1	0	0	14
TOTALS	25-53	2-16	3-3	31	16	55	9	200

Mississippi State

Player	FG	3FG	FT	RB	PF	PT	A	Min
Borchert	f 4-9	2-5	0-0	5	1	10	2	35
Ware	f 6-11	0-0	2-4	4	2	14	1	36
Steele	g 3-7	2-6	1-2	1	2	9	2	36
Bloodman	g 0-1	0-0	5-6	3	3	5	2	36
Sword	g 3-7	2-4	0-0	2	3	8	1	23
Thomas	0-3	0-3	2-2	2	0	2	1	19
Price	0-0	0-0	0-0	0	0	0	0	2
Cunningham	0-0	0-0	0-0	1	0	0	0	17
Johnson	0-2	0-0	1-2	2	1	1	0	21
TOTALS	16-40	6-18	11-16	24	12	49	9	200

Halftime: MSU 29, TAM 17. FG%: MSU 40.0%, TAM 47.2%. 3FG%: MSU 33.3%, TAM 12.5%. FT%: MSU 68.8%, TAM 100%. Turnovers: MSU 24 (Sword 6), TAM 22 (Turner 7). Blocked Shots: MSU 2 (Borchert, Ware 1), TAM 2 (Roberson, Turner 1). Steals: MSU 6 (Borchert 2), TAM 14 (Roberson 6). Officials: Ted Valente, Mike Kitts, Anthony Jordan. Attendance: 6,858.

GAME 20 — FEB. 2, 2013

LSU 69
Mississippi State 68

Humphrey Coliseum • 4:30 p.m.
Starkville, MS

For a second-straight contest, Mississippi State couldn't build on a near-flawless first half. MSU saw a 17-point lead slip away as LSU rallied to win on a last-second shot, 69-68.

LSU secured the victory when Anthony Hickey hit a running jumper in the lane with 1.4 seconds left.

LSU only held four leads in the contest. The Tigers had initial leads of 2-0 and 5-4 but would not lead again until Hickey's first shot late.

The Bulldogs quickly sprinted to a 22-8 advantage with 11 straight points. Gavin Ware scored a pair of baskets during the run, including a monster dunk for the 14-point advantage.

Minutes later, the Maroon and White ran the advantage to 13 on a Jalen Steele 3-point shot. The lead would stretch to as many as 17 on a Roquez Johnson dunk at 36-19 with 3:20 left.

MSU shot 57.1 percent from the floor in the opening half and led 40-26 at the intermission. In the second half, the Bulldogs struggled against LSU full-court pressure and hit only 8-of-20 free throw attempts.

Texas A&M rallied in the early stages of the second half Wednesday night. LSU needed much more time to pull even.

LSU was within single digits less than five minutes into the game's final half. It would later close within seven before MSU ran the lead back out to 12 at 55-43 on a 3-point play by Ware and follow-up basket by Craig Sword.

The lead remained 10 with 8:50 left in regulation. A 3-pointer by Hickey brought LSU within 60-56 with 5:43 left. That shot would start a 7-0 run which tied the game at 60-60.

LSU

Player	FG	3FG	FT	RB	PF	PT	A	Min
O'Bryant	f 4-9	0-0	4-4	12	5	12	2	32
Coleman	f 3-9	0-1	5-7	7	5	11	1	32
Hickey	g 5-14	2-9	0-1	3	4	12	4	29
Stringer	g 2-8	1-5	4-4	0	2	9	3	33
Morgan	g 3-8	1-4	0-0	4	3	7	1	23
Carmouche	4-8	0-4	2-2	7	1	10	3	26
Courtney	2-2	0-0	0-0	1	1	4	0	9
Collins	1-2	0-1	0-0	0	0	2	0	4
Hamminck	1-2	0-1	0-0	0	0	2	0	8
Del Piero	0-1	0-0	0-0	2	0	0	1	4
TOTALS	25-63	4-25	15-18	39	21	69	15	200

Mississippi State

Player	FG	3FG	FT	RB	PF	PT	A	Min
Borchert	f 4-9	2-3	0-3	6	2	10	2	29
Ware	f 6-8	0-0	2-3	7	2	14	1	29
Steele	g 1-8	1-4	0-0	2	1	3	2	32
Bloodman	g 3-6	0-1	6-6	6	2	12	3	26
Sword	g 5-9	0-1	1-6	2	1	11	1	26
Thomas	3-9	0-3	2-3	4	5	8	1	24
Cunningham	0-1	0-0	0-0	2	0	0	2	12
Johnson	4-4	0-0	2-6	6	4	10	1	22
TOTALS	26-54	3-12	13-27	37	17	68	13	200

Halftime: MSU 40, LSU 26. FG%: MSU 48.1%, LSU 39.7%. 3FG%: MSU 25.0%, LSU 16.0%. FT%: MSU 48.1%, LSU 83.3%. Turnovers: MSU 17 (Borchert 5), LSU 17 (Stringer 4). Blocked Shots: MSU 6 (Borchert, Thomas 2), LSU 3 (O'Bryant 2). Steals: MSU 11 (Thomas 3), LSU 11 (Carmouche 3). Officials: Mike Thibodeaux, Bruce Benedict, Chuck Jones. Attendance: 7,667

GAME 21 — FEB. 6, 2013

Ole Miss 93
Mississippi State 75

Tad Smith Coliseum • 8 p.m.
Oxford, MS

Mississippi State competed but the Ole Miss front line and foul trouble proved too much to overcome.

The Bulldogs fell down 17 early but continued to battle before falling 93-75 to the arch-rival Rebels.

The duo of Marshall Henderson and Murphy Holloway proved too much for the Bulldogs defense, as Henderson scored 31 points and Holloway added a season-high 24 points.

The Rebels created separation early in the contest. After Gavin Ware scored on MSU's first possession, Ole Miss scored the game's next 19 points. The Bulldogs struggled on offense and did not reach double figures for the first 10 minutes of the contest.

Still, the Bulldogs righted the ship and remained competitive. The Maroon and White pulled within 28-18 with slightly less than five minutes left in the first half. However, the fouls were mounting.

The Bulldogs did not play Ware or Roquez Johnson in the final four minutes of the half thanks to three fouls on each player. Ole Miss took advantage with a 12-2 run and grabbed a 42-23 lead at halftime.

In the second half, the Bulldogs hit 18-of-32 shots from the field and closed within 10 midway through the second half. However, Henderson rammed home a couple of critical 3-point baskets to keep MSU in a double-digit deficit.

Mississippi State

Player	FG	3FG	FT	RB	PF	PT	A	Min
Borchert	f 4-10	0-3	1-2	5	5	9	1	24
Ware	f 2-2	0-0	0-0	7	5	4	0	17
Steele	g 5-13	1-6	4-4	3	1	15	3	30
Bloodman	g 3-8	0-2	0-1	4	4	6	5	30
Sword	g 5-13	1-2	6-10	5	4	17	3	27
Thomas	4-9	2-6	3-3	6	0	13	0	29
Price	0-0	0-0	0-0	0	0	0	0	1
Cunningham	1-4	1-4	0-0	0	3	3	2	17
Johnson	4-6	0-0	0-0	4	5	8	0	25
TOTALS	28-65	5-23	14-20	38	27	75	14	200

Ole Miss

Player	FG	3FG	FT	RB	PF	PT	A	Min
Buckner	f 4-9	0-0	4-5	7	3	12	1	36
Holloway	f 9-12	0-0	6-9	8	1	24	1	36
White	g 2-6	0-1	0-0	5	3	4	1	33
Henderson	g 8-18	6-14	9-10	3	3	31	4	37
Summers	g 3-8	0-0	5-7	4	3	11	5	29
Millinghaus	2-3	0-0	2-3	1	2	6	5	14
Perez	1-2	0-1	0-0	1	1	2	1	9
Brutus	1-1	0-0	1-2	0	1	3	0	6
TOTALS	30-59	6-16	27-36	35	17	93	18	200

Halftime: UM 42, MSU 23. FG%: MSU 43.1%, UM 50.8%. 3FG%: MSU 21.7%, UM 37.5%. FT%: MSU 70.0%, UM 75.0%. Turnovers: MSU 17 (Bloodman, Sword 4), UM 10 (Summers 4). Blocked Shots: MSU 1 (Thomas 1), UM 8 (Buckner 5). Steals: MSU 6 (Bloodman 3), UM 8 (Holloway 3). Officials: Joe Lindsay, Mark Whitehead, Steven Anderson. Attendance: 8,299.

GAME 22 — FEB. 9, 2013

Florida 83
Mississippi State 58

O'Connell Center • 4 p.m.
Gainesville, FL

Mississippi State knew the challenge at hand prior to a second meeting with No. 2 Florida.

The Bulldogs came ready to battle, competed hard, but did not have enough answers on either end of the floor as Florida made it a regular season sweep with an 83-58 victory.

In similar fashion to the Gators' 82-47 win last month in Starkville, Florida established its dominance early. The Gators built an early 15-10 lead and that stretched that advantage with an 11-0 run.

The Bulldogs answered with back-to-back 3-point baskets from Colin Borchert and Trivante Bloodman to climb back within 10 at 26-16.

The Gators forced a couple of turnovers and strung together the game's next seven points. MSU struggled on the defensive end, as the hosts hit 16-of-29 first-half shots.

MSU closed back within 13 before going into the break, down 42-26.

Gavin Ware finished with a team-high 16 points on 7-of-11 shooting from the field. Borchert followed with 14 points, while Bloodman added 10 points. Craig Sword led the team with eight rebounds. The Bulldogs only allowed five points off turnovers in the game's final half.

MSU also got a season-high 16 minutes from Baxter Price. The Bulldogs dressed eight players with an indefinite suspension of junior guard Jalen Steele being announced earlier in the day.

Florida scored the first 10 points of the second half to remove all doubt from the contest.

Mississippi State

Player	FG	3FG	FT	RB	PF	PT	A	Min
Borchert	f 5-11	3-5	1-2	5	3	14	1	33
Ware	f 7-11	0-0	2-7	6	4	16	0	28
Thomas	g 4-9	0-1	0-0	4	1	8	3	29
Bloodman	g 4-7	1-3	1-1	0	3	10	3	23
Sword	g 2-8	1-3	2-2	8	1	7	5	26
Price	0-1	0-0	0-0	1	3	0	0	16
Cunningham	0-3	0-2	0-0	1	0	0	1	26
Johnson	1-4	1-2	0-0	2	3	3	0	19
TOTALS	23-54	6-16	6-12	31	18	58	13	200

Florida

Player	FG	3FG	FT	RB	PF	PT	A	Min
Murphy	f 7-10	3-5	0-0	5	2	17	1	26
Young	c 1-5	0-0	4-6	7	2	6	1	25
Boynton	g 3-9	0-5	4-5	3	1	10	6	30
Rosario	g 7-11	2-5	2-2	4	0	18	0	24
Frazier	g 4-7	3-5	0-0	6	1	11	3	24
Kurtz	0-0	0-0	0-0	0	1	0	0	2
Wilbekin	2-4	1-3	0-0	3	2	5	7	33
Ogbueze	1-1	0-0	0-0	0	0	2	0	3
Graham	0-1	0-1	0-0	0	0	0	3	3
Prather	5-9	0-1	2-5	5	2	12	0	22
Walker	1-2	0-1	0-0	0	1	2	0	8
TOTALS	31-59	9-26	12-18	36	12	83	21	200

Halftime: UF 42, MSU 26. FG%: MSU 42.6%, UF 52.5%. 3FG%: MSU 37.5%, UF 34.6%. FT%: MSU 50.0%, UF 66.7%. Turnovers: MSU 16 (Sword 6), UF 8 (Boynton, Wilbekin 2). Blocked Shots: MSU 1 (Thomas 1), UF 2 (Prather, Walker 1). Steals: MSU 4 (Sword 2), UF 6 (Walker 2). Officials: Doug Shows, Pat Adams, Tim Gattis. Attendance: 12,444.

GAME 23 — FEB. 13, 2013

Missouri 78
Mississippi State 36

Humphrey Coliseum • 7 p.m.
Starkville, MS

Early offensive struggles led to a long night for the Mississippi State in a 78-36 setback to Missouri.

It was the lowest point total since scoring 36 points against George Washington in 1996.

The Bulldogs missed their first 11 shots and quickly fell behind 14-0. The offensive struggles continued through a first half where MSU only managed 10 points.

A layup by Trivante Bloodman brought MSU within 23-8 with 5:00 left in the opening frame. The Bulldogs trailed 34-10 at the intermission.

MSU closed within 19 on a free throw by Roquez Johnson with 15:03 left in the half. Missouri scored the game's next 12 points to breeze to the victory.

For the contest, the Bulldogs hit 11 of 46 shots from the field (23.9 percent), 3 of 19 shots from 3-point range (15.8 percent) and 11 of 22 shots from the foul line (50.0 percent). The Tigers hit 31 of 58 shots from the field (53.4 percent), 9 of 20 shots from 3-point range (45.0 percent) and 7 of 10 shots from the foul line (70.0 percent).

Missouri held a 46-25 rebounding advantage. The Bulldogs had three assists and 15 turnovers, while the Tigers had 21 assists and 14 turnovers.

Keion Bell paced Missouri with 24 points. Jabari Brown added 20 points, while Laurence Bowers added 11 points.

Missouri

Player	FG	3FG	FT	RB	PF	PT	A	Min
Bowers	f 5-9	1-1	0-1	4	1	11	2	20
Oriakhi	f 1-4	0-0	0-0	10	1	2	0	22
Pressey	g 1-1	0-0	0-0	4	1	2	8	24
Bell	g 10-16	2-4	2-3	5	4	24	2	32
Brown	g 7-11	3-6	3-4	3	2	20	3	29
Criswell	1-2	0-0	0-0	5	2	2	2	16
Haith	1-2	1-2	2-2	1	0	5	0	5
Bull	0-0	0-0	0-0	0	0	0	0	3
Webster-Chan	0-2	0-2	0-0	0	1	0	0	12
Feldmann	0-0	0-0	0-0	0	0	0	0	3
Ross	2-5	0-2	0-0	5	1	4	3	16
Jankovic	2-3	2-3	0-0	2	3	6	1	7
Rosburg	1-3	0-0	0-0	4	2	2	0	11
TOTALS	31-58	9-20	7-10	46	18	78	21	200

Mississippi State

Player	FG	3FG	FT	RB	PF	PT	A	Min
Borchert	f 2-8	2-4	0-0	5	2	6	0	23
Ware	f 3-7	0-0	1-3	5	2	7	0	28
Thomas	g 1-9	0-4	1-2	4	2	3	2	33
Bloodman	g 4-7	1-3	4-6	2	3	13	0	31
Sword	g 0-8	0-4	4-6	0	1	4	0	27
Price	0-0	0-0	0-0	0	0	0	0	8
Cunningham	0-4	0-3	0-0	1	2	0	1	21
Johnson	1-3	0-1	1-5	4	1	3	0	29
TOTALS	11-46	3-19	11-22	25	13	36	3	200

Halftime: MU 34, MSU 10. FG%: MSU 23.9%, MU 53.4%. 3FG%: MSU 15.8%, MU 45.0%. FT%: MSU 50.0%, MU 70.0%. Turnovers: MSU 15 (Bloodman, Johnson 4), MU 14 (Pressey 4). Blocked Shots: MSU 3 (Ware 2), MU 4 (Oriakhi 3). Steals: MSU 4 (Bloodman 3), MU 8 (Pressey, Brown 3). Officials: Ted Valentine, Lee Cassell, Steven Anderson. Attendance: 6,007.

GAME 24 — FEB. 16, 2013

LSU 80
Mississippi State 68

Maravich Assembly Coliseum • 4 p.m.
Baton Rouge, LA

Mississippi State fought valiantly but it was LSU that prevailed, 80-68, as the Bulldogs have now dropped 10-straight games.

Despite committing a season-low nine turnovers, the Bulldogs were done in by an incredible shooting display by the Tigers. LSU shot 54.5 percent from the floor – its second-best percentage of the season and best in league play. The Tigers also made a season-high 12 3-point baskets, again shooting 54.5 percent from long range.

An early 6-0 run allowed LSU to build a 14-7 advantage. After MSU cut into the lead, the Tigers ran the advantage back out to 19-12.

The Bulldogs erased that lead and tied the game at 23 on a layup by Roquez Johnson, 3-point basket by Fred Thomas and basket by Gavin Ware.

LSU quickly answered. The Tigers shot 58.6 percent from the field in the opening half and built a 41-28 halftime lead.

Back-to-back 3-point baskets allowed the hosts to run the lead to 16. LSU would eventually lead by 20 on a couple of occasions.

For the contest, the Bulldogs hit 26 of 56 shots from the field (46.4 percent), 4 of 17 shots from 3-point range (23.5 percent) and 12 of 19 shots from the foul line (63.2 percent). The Tigers hit 30 of 55 shots from the field (54.5 percent), 12 of 22 shots from 3-point range (54.5 percent) and 8 of 12 shots from the foul line (66.7 percent).

LSU held a 36-24 rebounding advantage.

Mississippi State

Player	FG	3FG	FT	RB	PF	PT	A	Min
Borchert	f 5-12	1-7	0-0	4	2	11	2	30
Ware	f 5-8	0-0	0-2	7	4	10	1	25
Thomas	g 2-6	1-4	0-0	1	3	5	0	27
Bloodman	g 0-8	0-1	5-6	3	0	5	0	33
Sword	g 9-14	0-2	7-10	0	2	25	4	26
Price	0-1	0-0	0-0	1	1	0	1	12
Cunningham	2-4	2-3	0-0	1	0	6	0	22
Johnson	3-3	0-0	0-1	3	2	6	1	25
TOTALS	26-56	4-17	12-19	24	14	68	9	200

LSU

Player	FG	3FG	FT	RB	PF	PT	A	Min
O'Bryant	f 5-7	0-0	0-0	11	2	10	8	36
Del Piero	f 5-6	0-0	3-5	4	2	13	0	25
Hickey	g 3-8	3-6	1-2	2	3	10	6	33
Stringer	g 4-9	2-4	0-0	3	1	10	2	34
Morgan	g 2-5	1-2	0-0	7	1	5	5	20
Carmouche	8-11	5-8	0-0	5	3	21	1	23
Courtney	1-2	0-0	0-0	3	0	2	0	6
Collins	0-0	0-0	0-1	0	1	0	1	6
Coleman	2-7	1-2	2-2	1	2	7	1	13
Hammink	0-0	0-0	2-2	0	0	2	0	2
Williams	0-0	0-0	0-0	0	0	0	0	1
Badeaux	0-0	0-0	0-0	0	0	0	0	1
TOTALS	30-55	12-22	8-12	36	15	80	24	200

Halftime: LSU 41, MSU 28. FG%: MSU 46.4%, LSU 54.5%. 3FG%: MSU 23.5%, LSU 54.5%. FT%: MSU 63.2%, LSU 66.7%. Turnovers: MSU 9 (Four with 2), LSU 10 (Three with 2). Blocked Shots: MSU 7 (Borchert 3), LSU 5 (Del Piero 3). Steals: MSU 6 (Borchert 4), LSU 5 (Hickey 2). Officials: Mike Thibodeaux, John Heatly, James Barker. Attendance: 9,720.

GAME 25 — FEB. 20, 2013

Mississippi State
Alabama

Coleman Coliseum • 7 p.m.
Tuscaloosa, AL

Mississippi State mustered another strong effort, but still fell 64-56 at Alabama.

While Alabama had MSU outmanned, the Bulldogs still competed and played hard.

MSU struggled on the offensive early as Alabama built an early 10-4 lead. The Bulldogs closed within 14-11 on a Jalen Steele 3-point basket. Still, the Crimson Tide was causing The Bulldogs were down 19-15 after a tip-in from Gavin Ware. Alabama responded with a 12-3 run. MSU managed one field goal over the final 5:34 of the opening half.

Alabama forced 11 first-half turnovers, scored 11 points off the turnovers, and led 31-20 at the intermission. The Maroon and White were on the way to a 23-turnover night.

The Bulldogs fell down by 13 early in the second half but would not go away. The lead hovered in and out of double digits as the Bulldogs continued to dominate in their half-court defense.

Alabama went better than three minutes without a score and suddenly MSU drew within 47-43 on another Steele trey with 5:20 left in the contest.

The Crimson Tide responded with a 15-4 run to put the contest away.

For the contest, the Bulldogs hit 20 of 48 shots from the field (41.7 percent), 6 of 20 shots from 3-point range (30.0 percent) and 10 of 15 shots from the foul line (66.7 percent). The Crimson Tide hit 20 of 51 shots from the field (39.2 percent), 3 of 15 shots from 3-point range (20.0 percent) and 21 of 27 shots from the foul line (77.8 percent).

Mississippi State

Player	FG	3FG	FT	RB	PF	PT	A	Min
Borchert	f 5-11	1-3	3-6	9	2	14	0	34
Ware	f 4-5	0-0	1-3	6	1	9	1	28
Thomas	g 0-7	0-6	0-0	5	1	0	2	30
Bloodman	g 2-5	0-1	0-0	4	5	4	1	27
Sword	g 3-8	0-2	0-0	2	5	6	0	27
Steele	4-10	3-6	4-4	4	2	15	1	27
Price	0-0	0-0	0-0	2	0	0	0	6
Cunningham	2-2	2-2	2-2	0	3	8	2	21
TOTALS	20-48	6-20	10-15	33	19	56	7	200

Alabama

Player	FG	3FG	FT	RB	PF	PT	A	Min
Gueye	c 0-2	0-0	0-0	2	3	0	1	25
Lacey	g 5-12	1-5	0-0	3	5	11	1	34
Releford	g 5-10	0-2	7-9	5	2	17	5	38
Randolph	g 2-11	0-4	2-4	5	0	6	2	29
Cooper	g 7-10	2-3	4-4	10	3	20	0	32
Jacobs	1-3	0-0	1-2	1	1	3	0	15
Pollard	0-1	0-0	3-4	5	1	3	0	13
Obasohan	0-2	0-1	4-4	0	1	4	1	14
TOTALS	20-51	3-15	21-27	31	16	64	10	200

Halftime: UA 31, MSU 20. FG%: MSU 41.7%, UA 39.2%. 3FG%: MSU 30.0%, UA 20.0%. FT%: MSU 66.7%, UA 77.8%. Turnovers: MSU 23 (Three with 5), UA 14 (Obasohan 4). Blocked Shots: MSU 1 (Borchert 1), UA 1 (Lacey 1). Steals: MSU 9 (Thomas 3), UA 18 (Releford, Obasohan 5). Officials: Doug Shows, Ron Groover, Leslie Jones. Attendance: 10,682.

GAME 26 — FEB. 27, 2013

Mississippi State
Vanderbilt

Humphrey Coliseum • 12:30 p.m.
Starkville, MS

2012-13 Mississippi State Basketball
Mississippi State Combined Team Statistics (as of Feb 20, 2013)
All games

RECORD:	OVERALL	HOME	AWAY	NEUTRAL
ALL GAMES	7-18	5-6	1-9	1-3
CONFERENCE	2-11	1-5	1-6	0-0
NON-CONFERENCE	5-7	4-1	0-3	1-3

##	Player	gp-gs	min	avg	Total		3-Point		F-Throw		Rebounds				pf	dq	a	to	blk	stl	pts	avg
					fg-fga	fg%	3fg-fga	3fg%	ft-fta	ft%	off	def	tot	avg								
32	Craig Sword	25-23	646	25.8	90-227	.396	9-50	.180	61-112	.545	19	54	73	2.9	76	7	47	100	9	40	250	10.0
00	Jalen Steele	14-11	370	26.4	45-129	.349	22-63	.349	24-26	.923	9	33	42	3.0	13	0	17	24	1	11	136	9.7
01	Fred Thomas	25-12	705	28.2	82-249	.329	32-136	.235	43-56	.768	7	79	86	3.4	36	1	30	41	18	41	239	9.6
20	Gavin Ware	25-20	639	25.6	95-169	.562	0-0	.000	33-64	.516	57	110	167	6.7	50	2	7	32	20	14	223	8.9
25	Roquez Johnson	23-8	587	25.5	65-152	.428	5-17	.294	67-112	.598	51	52	103	4.5	55	2	9	57	12	15	202	8.8
03	Colin Borchert	22-17	582	26.5	70-176	.398	20-68	.294	19-31	.613	29	76	105	4.8	61	3	30	54	30	29	179	8.1
05	Wendell Lewis	8-5	168	21.0	25-44	.568	0-0	.000	15-16	.938	14	25	39	4.9	18	1	6	12	3	3	65	8.1
04	Trivante Bloodman	25-25	732	29.3	40-111	.360	8-31	.258	64-85	.753	27	51	78	3.1	61	1	62	75	1	32	152	6.1
24	Tyson Cunningham	25-4	529	21.2	21-53	.396	16-36	.444	8-9	.889	20	35	55	2.2	30	0	33	25	2	15	66	2.6
15	Baxter Price	15-0	65	4.3	0-2	.000	0-0	.000	0-0	.000	0	4	4	0.3	5	0	2	0	0	0	0	0.0
Team											46	40	86				15					
Total.....		25	5023		533-1312	.406	112-401	.279	334-511	.654	279	559	838	33.5	405	17	243	435	96	200	1512	60.5
Opponents.....		25	5025		640-1459	.439	180-517	.348	262-387	.677	320	593	913	36.5	436	-	364	388	126	225	1722	68.9

TEAM STATISTICS	MS	OPP	Date	Opponent	Score	Att.
SCORING	1512	1722	11-09-12	at Troy	L 53-56	5120
Points per game	60.5	68.9	11-13-12	FLORIDA ATLANTIC	w 78-58	6140
Scoring margin	-8.4	-	11-19-12	vs North Carolina	L 49-95	2400
FIELD GOALS-ATT	533-1312	640-1459	11-20-12	vs Marquette	L 62-89	2400
Field goal pct	.406	.439	11-21-12	vs Texas	L 55-69	2400
3 POINT FG-ATT	112-401	180-517	11-27-12	ALCORN STATE	w 60-42	6101
3-point FG pct	.279	.348	12-01-12	at Providence College	L 63-73	6156
3-pt FG made per game	4.5	7.2	12-04-12	TEXAS-SAN ANTONIO	w 53-42	6021
FREE THROWS-ATT	334-511	262-387	12-15-22	at Loyola Chicago	L 51-59	3321
Free throw pct	.654	.677	12-22-12	vs Central Arkansas	w 79-72	2217
F-Throws made per game	13.4	10.5	12-30-12	ALABAMA A&M	L 57-59	7526
REBOUNDS	838	913	01-03-13	NEW ORLEANS	w 97-46	6028
Rebounds per game	33.5	36.5	* 01-09-13	SOUTH CAROLINA	w 56-54	6034
Rebounding margin	-3.0	-	* 01-12-13	at Georgia	w 72-61	5891
ASSISTS	243	364	* 01-16-13	ALABAMA	L 43-75	7182
Assists per game	9.7	14.6	* 01-19-13	at Tennessee	L 57-72	17584
TURNOVERS	435	388	* 01-23-13	at Arkansas	L 70-96	12806
Turnovers per game	17.4	15.5	* 01-26-13	FLORIDA	L 47-82	7696
Turnover margin	-1.9	-	* 01-30-13	TEXAS A&M	Lot 49-55	6858
Assist/turnover ratio	0.6	0.9	* 02-02-13	LSU	L 68-69	7667
STEALS	200	225	* 02-06-13	at Ole Miss	L 75-93	8299
Steals per game	8.0	9.0	* 02-09-13	at Florida	L 58-83	12444
BLOCKS	96	126	* 02-13-13	MISSOURI	L 36-78	6007
Blocks per game	3.8	5.0	* 02-16-13	at LSU	L 68-80	9720
ATTENDANCE	73260	101440	* 2/20/13	at Alabama	L 56-64	10682
Home games-Avg/Game	11-6660	10-9202				
Neutral site-Avg/Game	-	4-2354				

* - Conference game

Score by Periods	1st	2nd	OT	Totals
Mississippi State	681	829	2	1512
Opponents	814	900	8	1722

2012-13 Mississippi State Basketball
Mississippi State Combined Team Statistics (as of Feb 20, 2013)
Conference games

RECORD:	OVERALL	HOME	AWAY	NEUTRAL
ALL GAMES	2-11	1-5	1-6	0-0
CONFERENCE	2-11	1-5	1-6	0-0
NON-CONFERENCE	0-0	0-0	0-0	0-0

##	Player	gp-gs	min	avg	Total		3-Point		F-Throw		Rebounds					pts	avg					
					fg-fga	fg%	3fg-fga	3fg%	ft-fa	ft%	off	def	tot	avg	pf			dq	a	to	blk	stl
32	Craig Sword	13-13	337	25.9	56-133	.421	6-29	.207	31-54	.574	10	25	35	2.7	31	2	25	52	4	16	149	11.5
00	Jalen Steele	10-9	281	28.1	31-93	.333	14-46	.304	16-18	.889	7	23	30	3.0	8	0	14	18	1	7	92	9.2
01	Fred Thomas	13-4	346	26.6	40-114	.351	12-53	.226	23-30	.767	5	39	44	3.4	18	1	13	23	10	22	115	8.8
20	Gavin Ware	13-13	341	26.2	48-80	.600	0-0	.000	15-33	.455	29	48	77	5.9	37	2	6	10	7	6	111	8.5
03	Colin Borchert	13-13	362	27.8	42-113	.372	17-49	.347	9-18	.500	14	49	63	4.8	34	2	17	41	17	16	110	8.5
04	Trivante Bloodman	13-13	361	27.8	20-58	.345	3-17	.176	36-45	.800	13	19	32	2.5	35	1	29	40	1	18	79	6.1
25	Roquez Johnson	12-0	293	24.4	22-52	.423	1-5	.200	21-37	.568	16	25	41	3.4	32	2	5	25	2	3	66	5.5
24	Tyson Cunningham	13-0	252	19.4	11-28	.393	9-20	.450	2-2	1.000	4	14	18	1.4	16	0	15	11	2	8	33	2.5
15	Baxter Price	9-0	52	5.8	0-2	.000	0-0	.000	0-0	.000	0	4	4	0.4	4	0	1	0	0	0	0	0.0
Team												25	20	45			5					
Total.....		13	2625		270-673	.401	62-219	.283	153-237	.646	123	266	389	29.9	215	10	125	225	44	96	755	58.1
Opponents.....		13	2625		354-748	.473	95-268	.354	159-223	.713	160	326	486	37.4	210	-	219	184	58	124	962	74.0

TEAM STATISTICS	MS	OPP	Date	Opponent	Score	Att.
SCORING	755	962	* 01-09-13	SOUTH CAROLINA	W 56-54	6034
Points per game	58.1	74.0	* 01-12-13	at Georgia	W 72-61	5891
Scoring margin	-15.9	-	* 01-16-13	ALABAMA	L 43-75	7182
FIELD GOALS-ATT	270-673	354-748	* 01-19-13	at Tennessee	L 57-72	17584
Field goal pct	.401	.473	* 01-23-13	at Arkansas	L 70-96	12806
3 POINT FG-ATT	62-219	95-268	* 01-26-13	FLORIDA	L 47-82	7696
3-point FG pct	.283	.354	* 01-30-13	TEXAS A&M	Lot 49-55	6858
3-pt FG made per game	4.8	7.3	* 02-02-13	LSU	L 68-69	7667
FREE THROWS-ATT	153-237	159-223	* 02-06-13	at Ole Miss	L 75-93	8299
Free throw pct	.646	.713	* 02-09-13	at Florida	L 58-83	12444
F-Throws made per game	11.8	12.2	* 02-13-13	MISSOURI	L 36-78	6007
REBOUNDS	389	486	* 02-16-13	at LSU	L 68-80	9720
Rebounds per game	29.9	37.4	* 2/20/13	at Alabama	L 56-64	10682
Rebounding margin	-7.5	-				
ASSISTS	125	219	* - Conference game			
Assists per game	9.6	16.8				
TURNOVERS	225	184				
Turnovers per game	17.3	14.2				
Turnover margin	-3.2	-				
Assist/turnover ratio	0.6	1.2				
STEALS	96	124				
Steals per game	7.4	9.5				
BLOCKS	44	58				
Blocks per game	3.4	4.5				
ATTENDANCE	41444	77426				
Home games-Avg/Game	6-6907	7-11061				
Neutral site-Avg/Game	-	0-0				

Score by Periods	1st	2nd	OT	Totals
Mississippi State	341	412	2	755
Opponents	444	510	8	962

2012-13 Mississippi State Basketball
Mississippi State Season Schedule/Results & Leaders (as of Feb 20, 2013)
All games

RECORD:	OVERALL	HOME	AWAY	NEUTRAL
ALL GAMES	7-18	5-6	1-9	1-3
CONFERENCE	2-11	1-5	1-6	0-0
NON-CONFERENCE	5-7	4-1	0-3	1-3

Date	Opponent	Score	Att.	High Points	High Rebounds
11-09-12	at Troy	53-56 L	5120	(16)Jalen Steele	(7)Gavin Ware (7)Jalen Steele
11-13-12	FLORIDA ATLANTIC	W 78-58	6140	(17)Roquez Johnson	(5)Roquez Johnson (5)Trivante Bloodman (5)Gavin Ware
11-19-12	vs North Carolina	49-95 L	2400	(12)Roquez Johnson	(9)Gavin Ware
11-20-12	vs Marquette	62-89 L	2400	(17)Fred Thomas	(8)Roquez Johnson
11-21-12	vs Texas	55-69 L	2400	(18)Roquez Johnson	(7)Gavin Ware
11-27-12	ALCORN STATE	W 60-42	6101	(14)Craig Sword (14)Fred Thomas	(12)Gavin Ware
12-01-12	at Providence College	63-73 L	6156	(16)Wendell Lewis	(11)Wendell Lewis
12-04-12	TEXAS-SAN ANTONIO	W 53-42	6021	(20)Wendell Lewis	(10)Colin Borchert
12-15-22	at Loyola Chicago	51-59 L	3321	(14)Fred Thomas	(5)Colin Borchert (5)Gavin Ware
12-22-12	vs Central Arkansas	W 79-72	2217	(22)Gavin Ware	(13)Gavin Ware
12-30-12	ALABAMA A&M	57-59 L	7526	(14)Craig Sword	(11)Gavin Ware
01-03-13	NEW ORLEANS	W 97-46	6028	(17)Colin Borchert	(8)Colin Borchert (8)Gavin Ware
01-09-13	*SOUTH CAROLINA	W 56-54	6034	(18)Craig Sword	(6)Colin Borchert
01-12-13	*at Georgia	W 72-61	5891	(21)Jalen Steele	(7)Jalen Steele
01-16-13	*ALABAMA	43-75 L	7182	(10)Fred Thomas	(5)Fred Thomas (5)Gavin Ware
01-19-13	*at Tennessee	57-72 L	17584	(15)Jalen Steele	(9)Gavin Ware
01-23-13	*at Arkansas	70-96 L	12806	(17)Fred Thomas	(8)Gavin Ware
01-26-13	*FLORIDA	47-82 L	7696	(19)Fred Thomas	(4)Roquez Johnson (4)Jalen Steele
01-30-13	*TEXAS A&M	49-55 Lot	6858	(14)Gavin Ware	(5)Colin Borchert
02-02-13	*LSU	68-69 L	7667	(14)Gavin Ware	(7)Gavin Ware
02-06-13	*at Ole Miss	75-93 L	8299	(17)Craig Sword	(7)Gavin Ware
02-09-13	*at Florida	58-83 L	12444	(16)Gavin Ware	(8)Craig Sword
02-13-13	*MISSOURI	36-78 L	6007	(13)Trivante Bloodman	(5)Colin Borchert (5)Gavin Ware
02-16-13	*at LSU	68-80 L	9720	(25)Craig Sword	(7)Gavin Ware
2/20/13	*at Alabama	56-64 L	10682	(15)Jalen Steele	(9)Colin Borchert

* - Conference game

Attendance Summary	Games	Attend	Avg/Game
Home	11	73260	6660
Away	10	92023	9202
Neutral	4	9417	2354
Total	25	174700	6988

2012-13 Mississippi State Basketball
Mississippi State Points-Rebounds-Assists (as of Feb 20, 2013)
All games

Opponent	Date	Score		00	01	03	04	05	15	20
				STEELE,JAL	THOMAS,FRE	BORCHERT,C	BLOODMAN,T	LEWIS,WEND	PRICE,BAXT	WARE,GAVIN
at Troy	11-09-12	53-56	L	16-7-1	4-3-1	7-3-1	11-4-1	3-2-0	DNP	10-7-0
FLORIDA ATLANTIC	11-13-12	78-58	w	2-0-0	16-4-1	3-4-2	9-5-7	8-4-3	0-0-0	10-5-0
vs North Carolina	11-19-12	49-95	L	DNP	7-5-0	DNP	6-4-3	10-6-2	0-0-0	8-9-0
vs Marquette	11-20-12	62-89	L	DNP	17-3-0	DNP	5-2-1	6-4-1	DNP	11-6-0
vs Texas	11-21-12	55-69	L	DNP	10-2-4	DNP	9-4-1	2-3-0	0-0-0	8-7-1
ALCORN STATE	11-27-12	60-42	w	DNP	14-5-2	6-4-0	3-3-2	0-4-0	0-0-0	7-12-0
at Providence College	12-01-12	63-73	L	DNP	12-3-1	6-0-2	2-8-4	16-11-0	DNP	6-2-0
TEXAS-SAN ANTONIO	12-04-12	53-42	w	DNP	9-3-0	4-10-1	0-0-5	20-5-0	DNP	0-5-0
at Loyola Chicago	12-15-22	51-59	L	DNP	14-3-1	7-5-1	3-3-1	DNP	0-0-0	8-5-0
vs Central Arkansas	12-22-12	79-72	w	DNP	5-7-3	11-4-2	12-5-2	DNP	DNP	22-13-0
ALABAMA A&M	12-30-12	57-59	L	10-1-1	0-1-3	8-4-0	4-5-1	DNP	DNP	12-11-0
NEW ORLEANS	01-03-13	97-46	w	16-4-1	16-3-1	17-8-4	9-3-5	DNP	0-0-1	10-8-0
SOUTH CAROLINA	01-09-13	56-54	w	4-3-1	8-2-1	8-6-1	2-2-2	DNP	DNP	2-4-0
at Georgia	01-12-13	72-61	w	21-7-2	8-3-0	7-5-2	6-3-5	DNP	DNP	4-6-0
ALABAMA	01-16-13	43-75	L	5-3-2	10-5-0	5-3-0	4-1-2	DNP	0-0-0	4-5-0
at Tennessee	01-19-13	57-72	L	15-1-0	14-4-2	0-5-3	9-3-2	DNP	DNP	6-9-0
at Arkansas	01-23-13	70-96	L	5-2-0	17-2-1	6-3-2	3-1-2	DNP	0-0-0	11-8-2
FLORIDA	01-26-13	47-82	L	0-4-1	19-2-0	10-2-1	0-0-2	DNP	0-0-0	10-3-0
TEXAS A&M	01-30-13	49-55	L	9-1-2	2-2-1	10-5-2	5-3-2	DNP	0-0-0	14-4-1
LSU	02-02-13	68-69	L	3-2-2	8-4-1	10-6-2	12-6-3	DNP	DNP	14-7-1
at Ole Miss	02-06-13	75-93	L	15-3-3	13-6-0	9-5-1	6-4-5	DNP	0-0-0	4-7-0
at Florida	02-09-13	58-83	L	DNP	8-4-3	14-5-1	10-0-3	DNP	0-1-0	16-6-0
MISSOURI	02-13-13	36-78	L	DNP	3-4-2	6-5-0	13-2-0	DNP	0-0-0	7-5-0
at LSU	02-16-13	68-80	L	DNP	5-1-0	11-4-2	5-3-0	DNP	0-1-1	10-7-1
at Alabama	2/20/13	56-64	L	15-4-1	0-5-2	14-9-0	4-4-1	DNP	0-2-0	9-6-1

Opponent	Date	Score		24	25	32
				CUNNINGHAM	JOHNSON,RO	SWORD,CRAI
at Troy	11-09-12	53-56	L	0-1-1	DNP	2-4-1
FLORIDA ATLANTIC	11-13-12	78-58	w	2-4-3	17-5-0	11-4-0
vs North Carolina	11-19-12	49-95	L	0-4-1	12-7-0	6-3-0
vs Marquette	11-20-12	62-89	L	0-3-2	16-8-1	7-2-2
vs Texas	11-21-12	55-69	L	5-4-2	18-6-1	3-2-2
ALCORN STATE	11-27-12	60-42	w	3-6-0	13-7-0	14-4-2
at Providence College	12-01-12	63-73	L	2-2-0	10-6-0	9-4-3
TEXAS-SAN ANTONIO	12-04-12	53-42	w	0-3-2	7-3-0	13-2-3
at Loyola Chicago	12-15-22	51-59	L	3-3-1	13-4-1	3-4-2
vs Central Arkansas	12-22-12	79-72	w	10-2-3	9-7-0	10-3-3
ALABAMA A&M	12-30-12	57-59	L	2-3-1	7-4-0	14-4-2
NEW ORLEANS	01-03-13	97-46	w	6-2-2	14-5-1	9-2-2
SOUTH CAROLINA	01-09-13	56-54	w	0-3-1	14-3-0	18-3-2
at Georgia	01-12-13	72-61	w	4-2-3	6-3-1	16-4-0
ALABAMA	01-16-13	43-75	L	3-0-1	3-2-0	9-1-1
at Tennessee	01-19-13	57-72	L	0-2-0	3-3-1	10-2-3
at Arkansas	01-23-13	70-96	L	9-3-2	9-5-0	10-6-2
FLORIDA	01-26-13	47-82	L	0-2-0	0-4-1	8-0-3
TEXAS A&M	01-30-13	49-55	L	0-1-0	1-2-0	8-2-1
LSU	02-02-13	68-69	L	0-2-2	10-6-1	11-2-1
at Ole Miss	02-06-13	75-93	L	3-0-2	8-4-0	17-5-3
at Florida	02-09-13	58-83	L	0-1-1	3-2-0	7-8-5
MISSOURI	02-13-13	36-78	L	0-1-1	3-4-0	4-0-0
at LSU	02-16-13	68-80	L	6-1-0	6-3-1	25-0-4
at Alabama	2/20/13	56-64	L	8-0-2	DNP	6-2-0

2012-13 Mississippi State Basketball
Mississippi State Team Game-by-Game Comparison (as of Feb 20, 2013)
All games

Opponent	1st	2nd	Score	Mar	Total FG	FG Pct	3-Pointers	3FG Pct	Free Throws	FT Pct	Rebounds	Assist	T/Over	Block	Steal	Fouls
Troy	22/32	31/24	53-56	(3)	19-43/21-58	.442/.362	4-16/10-29	.250/.345	11-18/4-7	.611/.571	33/34 (1)	6/12	16/12	2/2	5/4	16/22
FLORIDA ATLANTIC	43/26	35/32	78-58	+20	30-61/21-63	.492/.333	4-10/6-24	.400/.250	14-28/10-15	.500/.667	40/42 (2)	16/10	16/27	5/4	17/9	16/20
North Carolina	17/49	32/46	49-95	(46)	17-60/37-78	.283/.474	2-17/15-32	.118/.469	13-19/6-9	.684/.667	43/47 (4)	6/22	21/12	5/9	4/14	11/16
Marquette	27/48	35/41	62-89	(27)	20-52/37-71	.385/.521	5-12/7-11	.417/.636	17-23/8-9	.739/.889	33/38 (5)	7/18	22/14	4/8	6/14	13/20
Texas	20/38	35/31	55-69	(14)	17-51/26-52	.333/.500	4-11/10-18	.364/.556	17-28/7-16	.607/.438	32/41 (9)	11/15	18/22	2/12	12/9	19/20
ALCORN STATE	37/21	23/21	60-42	+18	18-44/15-53	.409/.283	2-13/4-17	.154/.235	22-33/8-17	.667/.471	50/20 +30	6/4	21/16	1/5	10/7	17/21
Providence College	21/39	42/34	63-73	(10)	23-64/25-54	.359/.463	2-22/2-12	.091/.167	15-22/21-28	.682/.750	38/36 +2	10/18	15/12	1/8	8/5	20/17
TEXAS-SAN ANTONIO	23/17	30/25	53-42	+11	21-46/15-55	.457/.273	3-13/7-29	.231/.241	8-14/5-9	.571/.556	34/36 (2)	11/6	17/20	7/2	9/6	12/15
Loyola Chicago	20/34	31/25	51-59	(8)	18-48/21-51	.375/.412	5-17/8-18	.294/.444	10-16/9-14	.625/.643	28/40 (12)	7/13	15/16	8/4	6/7	20/15
Central Arkansas	34/25	45/47	79-72	+7	25-52/27-68	.481/.397	4-15/10-35	.267/.286	25-36/8-11	.694/.727	43/29 +14	13/10	21/17	4/3	6/10	14/25
ALABAMA A&M	33/25	24/34	57-59	(2)	20-56/24-57	.357/.421	4-15/5-16	.267/.313	13-17/6-8	.765/.750	35/37 (2)	8/10	11/13	4/8	7/7	15/16
NEW ORLEANS	43/16	54/30	97-46	+51	35-62/17-51	.565/.333	11-21/1-8	.524/.125	16-20/11-21	.800/.524	40/27 +13	17/7	17/23	9/3	14/9	17/19
SOUTH CAROLINA	26/26	30/28	56-54	+2	19-49/20-51	.388/.392	0-10/8-21	.000/.381	18-25/6-11	.720/.545	29/38 (9)	8/10	17/24	8/5	14/7	15/20
Georgia	36/35	36/26	72-61	+11	25-54/19-58	.463/.328	9-20/4-19	.450/.211	13-23/19-32	.565/.594	37/44 (7)	13/10	14/15	4/3	9/10	22/19
ALABAMA	22/30	21/45	43-75	(32)	16-45/31-58	.356/.534	5-18/8-13	.278/.615	6-8/5-8	.750/.625	23/35 (12)	6/12	21/12	5/5	7/12	8/12
Tennessee	29/37	28/35	57-72	(15)	21-56/28-60	.375/.467	3-12/7-17	.250/.412	12-14/9-13	.857/.692	32/37 (5)	11/19	13/11	2/5	3/5	17/15
Arkansas	33/42	37/54	70-96	(26)	22-54/33-67	.407/.493	9-19/9-27	.474/.333	17-21/21-26	.810/.808	36/34 +2	11/27	29/13	3/11	5/14	21/17
FLORIDA	19/41	28/41	47-82	(35)	17-52/31-56	.327/.554	3-15/14-31	.200/.452	10-15/6-9	.667/.667	20/44 (24)	8/23	10/14	1/4	12/6	12/12
TEXAS A&M	29/17	18/30	49-55	(6)	16-40/25-53	.400/.472	6-18/2-16	.333/.125	11-16/3-3	.688/1000	24/31 (7)	9/9	24/22	2/2	6/14	12/16
LSU	40/26	28/43	68-69	(1)	26-54/25-63	.481/.397	3-12/4-25	.250/.160	13-27/15-18	.481/.833	37/39 (2)	13/15	17/17	6/3	11/11	17/21
Ole Miss	23/42	52/51	75-93	(18)	28-65/30-59	.431/.508	5-23/6-16	.217/.375	14-20/27-36	.700/.750	38/35 +3	14/18	17/10	1/8	6/8	27/17
Florida	26/42	32/41	58-83	(25)	23-54/31-59	.426/.525	6-16/9-26	.375/.346	6-12/12-18	.500/.667	31/36 (5)	13/21	16/8	1/2	4/6	18/12
MISSOURI	10/34	26/44	36-78	(42)	11-46/31-58	.239/.534	3-19/9-20	.158/.450	11-22/7-10	.500/.700	25/46 (21)	3/21	15/14	3/4	4/8	13/18
LSU	28/41	40/39	68-80	(12)	26-56/30-55	.464/.545	4-17/12-22	.235/.545	12-19/8-12	.632/.667	24/36 (12)	9/24	9/10	7/5	6/5	14/15
Alabama	20/31	36/33	56-64	(8)	20-48/20-51	.417/.392	6-20/3-15	.300/.200	10-15/21-27	.667/.778	33/31 +2	7/10	23/14	1/1	9/18	19/16

Note: Game totals are displayed in the format TEAM/OPPONENT for each category

2012-13 Mississippi State Basketball
Mississippi State Category Leaders (as of Feb 20, 2013)
All games

Points	G	Pts	Pts/G
Craig Sword	25	250	10.0
Fred Thomas	25	239	9.6
Gavin Ware	25	223	8.9
Roquez Johnson	23	202	8.8
Colin Borchert	22	179	8.1
Trivante Bloodman	25	152	6.1
Jalen Steele	14	136	9.7
Tyson Cunningham	25	66	2.6
Wendell Lewis	8	65	8.1

FG Percentage	FG	Att	Pct
Wendell Lewis	25	44	.568
Gavin Ware	95	169	.562
Roquez Johnson	65	152	.428
Colin Borchert	70	176	.398
Craig Sword	90	227	.396
Tyson Cunningham	21	53	.396
Trivante Bloodman	40	111	.360
Jalen Steele	45	129	.349
Fred Thomas	82	249	.329
Baxter Price	0	2	.000

3-Point Percentage	3FG	Att	Pct
Tyson Cunningham	16	36	.444
Jalen Steele	22	63	.349
Colin Borchert	20	68	.294
Roquez Johnson	5	17	.294
Trivante Bloodman	8	31	.258
Fred Thomas	32	136	.235
Craig Sword	9	50	.180

Free Throw Percent	FG	Att	Pct
Wendell Lewis	15	16	.938
Jalen Steele	24	26	.923
Tyson Cunningham	8	9	.889
Fred Thomas	43	56	.768
Trivante Bloodman	64	85	.753
Colin Borchert	19	31	.613
Roquez Johnson	67	112	.598
Craig Sword	61	112	.545
Gavin Ware	33	64	.516

Scoring Average	G	Pts	Avg/G
Craig Sword	25	250	10.0
Jalen Steele	14	136	9.7
Fred Thomas	25	239	9.6
Gavin Ware	25	223	8.9
Roquez Johnson	23	202	8.8
Colin Borchert	22	179	8.1
Wendell Lewis	8	65	8.1
Trivante Bloodman	25	152	6.1
Tyson Cunningham	25	66	2.6
Baxter Price	15	0	0.0

Field Goal Attempts	G	Att	Att/G
Fred Thomas	25	249	10.0
Craig Sword	25	227	9.1
Colin Borchert	22	176	8.0
Gavin Ware	25	169	6.8
Roquez Johnson	23	152	6.6

Field Goals Made	G	Made	Made/G
Gavin Ware	25	95	3.8
Craig Sword	25	90	3.6
Fred Thomas	25	82	3.3
Colin Borchert	22	70	3.2
Roquez Johnson	23	65	2.8

3-Point FG Attempts	G	Att	Att/G
Fred Thomas	25	136	5.4
Colin Borchert	22	68	3.1
Jalen Steele	14	63	4.5
Craig Sword	25	50	2.0
Tyson Cunningham	25	36	1.4

3-Point FG Made	G	Made	Made/G
Fred Thomas	25	32	1.3
Jalen Steele	14	22	1.6
Colin Borchert	22	20	0.9
Tyson Cunningham	25	16	0.6
Craig Sword	25	9	0.4

Free Throw Attempts	G	Att	Att/G
Craig Sword	25	112	4.5
Roquez Johnson	23	112	4.9
Trivante Bloodman	25	85	3.4
Gavin Ware	25	64	2.6
Fred Thomas	25	56	2.2

Free Throws Made	G	Made	Made/G
Roquez Johnson	23	67	2.9
Trivante Bloodman	25	64	2.6
Craig Sword	25	61	2.4
Fred Thomas	25	43	1.7
Gavin Ware	25	33	1.3

2012-13 Mississippi State Basketball
Mississippi State Category Leaders (as of Feb 20, 2013)
All games

Rebounds	G	Reb	Reb/G
Gavin Ware	25	167	6.7
Colin Borchert	22	105	4.8
Roquez Johnson	23	103	4.5
Fred Thomas	25	86	3.4
Trivante Bloodman	25	78	3.1

Assists	G	No.	Ast/G
Trivante Bloodman	25	62	2.5
Craig Sword	25	47	1.9
Tyson Cunningham	25	33	1.3
Fred Thomas	25	30	1.2
Colin Borchert	22	30	1.4

Rebound Average	G	Reb	Avg/G
Gavin Ware	25	167	6.7
Wendell Lewis	8	39	4.9
Colin Borchert	22	105	4.8
Roquez Johnson	23	103	4.5
Fred Thomas	25	86	3.4

Steals	G	No.	Stl/G
Fred Thomas	25	41	1.6
Craig Sword	25	40	1.6
Trivante Bloodman	25	32	1.3
Colin Borchert	22	29	1.3
Tyson Cunningham	25	15	0.6
Roquez Johnson	23	15	0.7

Offensive Rebounds	G	No.	Avg/G
Gavin Ware	25	57	2.3
Roquez Johnson	23	51	2.2
Colin Borchert	22	29	1.3
Trivante Bloodman	25	27	1.1
Tyson Cunningham	25	20	0.8

Blocked Shots	G	No.	Blk/G
Colin Borchert	22	30	1.4
Gavin Ware	25	20	0.8
Fred Thomas	25	18	0.7
Roquez Johnson	23	12	0.5
Craig Sword	25	9	0.4

Defensive Rebounds	G	No.	Avg/G
Gavin Ware	25	110	4.4
Fred Thomas	25	79	3.2
Colin Borchert	22	76	3.5
Craig Sword	25	54	2.2
Roquez Johnson	23	52	2.3

Minutes	G	No.	Min/G
Trivante Bloodman	25	732	29.3
Fred Thomas	25	705	28.2
Craig Sword	25	646	25.8
Gavin Ware	25	639	25.6
Roquez Johnson	23	587	25.5

Fouls	G	No.	Per/G
Craig Sword	25	76	3.0
Colin Borchert	22	61	2.8
Trivante Bloodman	25	61	2.4
Roquez Johnson	23	55	2.4
Gavin Ware	25	50	2.0

Turnovers	G	No.	TO/G
Craig Sword	25	100	4.0
Trivante Bloodman	25	75	3.0
Roquez Johnson	23	57	2.5
Colin Borchert	22	54	2.5
Fred Thomas	25	41	1.6

Foulsouts	G	No.
Craig Sword	25	7
Colin Borchert	22	3
Roquez Johnson	23	2
Gavin Ware	25	2
Wendell Lewis	8	1
Trivante Bloodman	25	1
Fred Thomas	25	1

2012-13 Mississippi State Basketball
Mississippi State Team High/Low Analysis (as of Feb 20, 2013)
All games

Mississippi State - TEAM GAME HIGHS

POINTS	97		NEW ORLEANS (01-03-13)
	79		vs Central Arkansas (12-22-12)
	78		FLORIDA ATLANTIC (11-13-12)
	75		at Ole Miss (02-06-13)
	72		at Georgia (01-12-13)
FIELD GOALS MADE	35		NEW ORLEANS (01-03-13)
	30		FLORIDA ATLANTIC (11-13-12)
FIELD GOAL ATTEMPTS	65		at Ole Miss (02-06-13)
	64		at Providence College (12-01-12)
FIELD GOAL PERCENTAGE	.565	(35-62)	NEW ORLEANS (01-03-13)
	.492	(30-61)	FLORIDA ATLANTIC (11-13-12)
3 PT FIELD GOALS MADE	11		NEW ORLEANS (01-03-13)
	9		at Arkansas (01-23-13)
	9		at Georgia (01-12-13)
3 PT FG ATTEMPTS	23		at Ole Miss (02-06-13)
	22		at Providence College (12-01-12)
3 PT FG PERCENTAGE	.524	(11-21)	NEW ORLEANS (01-03-13)
	.474	(9-19)	at Arkansas (01-23-13)
FREE THROWS MADE	25		vs Central Arkansas (12-22-12)
	22		ALCORN STATE (11-27-12)
FREE THROW ATTEMPTS	36		vs Central Arkansas (12-22-12)
	33		ALCORN STATE (11-27-12)
FREE THROW PERCENTAGE	.857	(12-14)	at Tennessee (01-19-13)
	.810	(17-21)	at Arkansas (01-23-13)
REBOUNDS	50		ALCORN STATE (11-27-12)
	43		vs Central Arkansas (12-22-12)
	43		vs North Carolina (11-19-12)
ASSISTS	17		NEW ORLEANS (01-03-13)
	16		FLORIDA ATLANTIC (11-13-12)
STEALS	17		FLORIDA ATLANTIC (11-13-12)
	14		SOUTH CAROLINA (01-09-13)
	14		NEW ORLEANS (01-03-13)
BLOCKED SHOTS	9		NEW ORLEANS (01-03-13)
	8		SOUTH CAROLINA (01-09-13)
	8		at Loyola Chicago (12-15-22)
TURNOVERS	29		at Arkansas (01-23-13)
	24		TEXAS A&M (01-30-13)
FOULS	27		at Ole Miss (02-06-13)
	22		at Georgia (01-12-13)

2012-13 Mississippi State Basketball
Mississippi State High/Low Analysis (as of Feb 20, 2013)
All games

Opponent - GAME HIGHS

POINTS	96		at Arkansas (01-23-13)
	95		vs North Carolina (11-19-12)
	93		at Ole Miss (02-06-13)
	89		vs Marquette (11-20-12)
	83		at Florida (02-09-13)
FIELD GOALS MADE	37		vs Marquette (11-20-12)
	37		vs North Carolina (11-19-12)
FIELD GOAL ATTEMPTS	78		vs North Carolina (11-19-12)
	71		vs Marquette (11-20-12)
FIELD GOAL PERCENTAGE	.554	(31-56)	FLORIDA (01-26-13)
	.545	(30-55)	at LSU (02-16-13)
3 PT FIELD GOALS MADE	15		vs North Carolina (11-19-12)
	14		FLORIDA (01-26-13)
3 PT FG ATTEMPTS	35		vs Central Arkansas (12-22-12)
	32		vs North Carolina (11-19-12)
3 PT FG PERCENTAGE	.636	(7-11)	vs Marquette (11-20-12)
	.615	(8-13)	ALABAMA (01-16-13)
FREE THROWS MADE	27		at Ole Miss (02-06-13)
	21		at Alabama (2/20/13)
	21		at Arkansas (01-23-13)
	21		at Providence College (12-01-12)
FREE THROW ATTEMPTS	36		at Ole Miss (02-06-13)
	32		at Georgia (01-12-13)
FREE THROW PERCENTAGE	1.000	(3-3)	TEXAS A&M (01-30-13)
	.889	(8-9)	vs Marquette (11-20-12)
REBOUNDS	47		vs North Carolina (11-19-12)
	46		MISSOURI (02-13-13)
ASSISTS	27		at Arkansas (01-23-13)
	24		at LSU (02-16-13)
STEALS	18		at Alabama (2/20/13)
	14		TEXAS A&M (01-30-13)
	14		at Arkansas (01-23-13)
	14		vs Marquette (11-20-12)
	14		vs North Carolina (11-19-12)
BLOCKED SHOTS	12		vs Texas (11-21-12)
	11		at Arkansas (01-23-13)
TURNOVERS	27		FLORIDA ATLANTIC (11-13-12)
	24		SOUTH CAROLINA (01-09-13)
FOULS	25		vs Central Arkansas (12-22-12)
	22		at Troy (11-09-12)

2012-13 Mississippi State Basketball
Mississippi State High/Low Analysis (as of Feb 20, 2013)
All games

Mississippi State - GAME LOWS

POINTS	36		MISSOURI (02-13-13)
	43		ALABAMA (01-16-13)
	47		FLORIDA (01-26-13)
	49		vs North Carolina (11-19-12)
	49		TEXAS A&M (01-30-13)
FIELD GOALS MADE	11		MISSOURI (02-13-13)
	16		ALABAMA (01-16-13)
	16		TEXAS A&M (01-30-13)
FIELD GOAL ATTEMPTS	40		TEXAS A&M (01-30-13)
	43		at Troy (11-09-12)
FIELD GOAL PERCENTAGE	.239	(11-46)	MISSOURI (02-13-13)
	.283	(17-60)	vs North Carolina (11-19-12)
3 PT FIELD GOALS MADE	0		SOUTH CAROLINA (01-09-13)
	2		vs North Carolina (11-19-12)
	2		ALCORN STATE (11-27-12)
	2		at Providence College (12-01-12)
3 PT FG ATTEMPTS	10		FLORIDA ATLANTIC (11-13-12)
	10		SOUTH CAROLINA (01-09-13)
3 PT FG PERCENTAGE	.000	(0-10)	SOUTH CAROLINA (01-09-13)
	.091	(2-22)	at Providence College (12-01-12)
FREE THROWS MADE	6		ALABAMA (01-16-13)
	6		at Florida (02-09-13)
FREE THROW ATTEMPTS	8		ALABAMA (01-16-13)
	12		at Florida (02-09-13)
FREE THROW PERCENTAGE	.481	(13-27)	LSU (02-02-13)
	.500	(6-12)	at Florida (02-09-13)
	.500	(11-22)	MISSOURI (02-13-13)
	.500	(14-28)	FLORIDA ATLANTIC (11-13-12)
REBOUNDS	20		FLORIDA (01-26-13)
	23		ALABAMA (01-16-13)
ASSISTS	3		MISSOURI (02-13-13)
	6		at Troy (11-09-12)
	6		vs North Carolina (11-19-12)
	6		ALCORN STATE (11-27-12)
	6		ALABAMA (01-16-13)
STEALS	3		at Tennessee (01-19-13)
	4		vs North Carolina (11-19-12)
	4		at Florida (02-09-13)
	4		MISSOURI (02-13-13)
BLOCKED SHOTS	1		ALCORN STATE (11-27-12)
	1		at Providence College (12-01-12)
	1		FLORIDA (01-26-13)
	1		at Ole Miss (02-06-13)
	1		at Florida (02-09-13)
	1		at Alabama (2/20/13)
TURNOVERS	9		at LSU (02-16-13)
	10		FLORIDA (01-26-13)
FOULS	8		ALABAMA (01-16-13)
	11		vs North Carolina (11-19-12)

2012-13 Mississippi State Basketball
Mississippi State High/Low Analysis (as of Feb 20, 2013)
All games

Opponent - GAME LOWS

POINTS	42	ALCORN STATE (11-27-12)
	42	TEXAS-SAN ANTONIO (12-04-12)
	46	NEW ORLEANS (01-03-13)
	54	SOUTH CAROLINA (01-09-13)
	55	TEXAS A&M (01-30-13)
FIELD GOALS MADE	15	ALCORN STATE (11-27-12)
	15	TEXAS-SAN ANTONIO (12-04-12)
FIELD GOAL ATTEMPTS	51	at Loyola Chicago (12-15-22)
	51	NEW ORLEANS (01-03-13)
	51	SOUTH CAROLINA (01-09-13)
	51	at Alabama (2/20/13)
FIELD GOAL PERCENTAGE	.273 (15-55)	TEXAS-SAN ANTONIO (12-04-12)
	.283 (15-53)	ALCORN STATE (11-27-12)
3 PT FIELD GOALS MADE	1	NEW ORLEANS (01-03-13)
	2	at Providence College (12-01-12)
	2	TEXAS A&M (01-30-13)
3 PT FG ATTEMPTS	8	NEW ORLEANS (01-03-13)
	11	vs Marquette (11-20-12)
3 PT FG PERCENTAGE	.125 (1-8)	NEW ORLEANS (01-03-13)
	.125 (2-16)	TEXAS A&M (01-30-13)
FREE THROWS MADE	3	TEXAS A&M (01-30-13)
	4	at Troy (11-09-12)
FREE THROW ATTEMPTS	3	TEXAS A&M (01-30-13)
	7	at Troy (11-09-12)
FREE THROW PERCENTAGE	.438 (7-16)	vs Texas (11-21-12)
	.471 (8-17)	ALCORN STATE (11-27-12)
REBOUNDS	20	ALCORN STATE (11-27-12)
	27	NEW ORLEANS (01-03-13)
	4	ALCORN STATE (11-27-12)
ASSISTS	6	TEXAS-SAN ANTONIO (12-04-12)
	4	at Troy (11-09-12)
STEALS	5	at Providence College (12-01-12)
	5	at Tennessee (01-19-13)
	5	at LSU (02-16-13)
	1	at Alabama (2/20/13)
BLOCKED SHOTS	2	at Troy (11-09-12)
	2	TEXAS-SAN ANTONIO (12-04-12)
	2	TEXAS A&M (01-30-13)
	2	at Florida (02-09-13)
	8	at Florida (02-09-13)
TURNOVERS	10	at Ole Miss (02-06-13)
	10	at LSU (02-16-13)
	12	ALABAMA (01-16-13)
FOULS	12	FLORIDA (01-26-13)
	12	at Florida (02-09-13)

2012-13 Mississippi State Basketball
Mississippi State Player High/Low Analysis (as of Feb 20, 2013)
All games

Mississippi State - INDIVIDUAL GAME HIGHS

Points	25		Craig Sword at LSU (02-16-13)
	22		Gavin Ware vs Central Arkansas (12-22-12)
	21		Jalen Steele at Georgia (01-12-13)
	20		Wendell Lewis vs Texas-San Antonio (12-04-12)
	19		Fred Thomas vs Florida (01-26-13)
Field Goals Made	9		Craig Sword at LSU (02-16-13)
	8		Colin Borchert vs New Orleans (01-03-13)
	8		Gavin Ware vs Central Arkansas (12-22-12)
	8		Wendell Lewis vs Texas-San Antonio (12-04-12)
Field Goal Att.	16		Jalen Steele at Georgia (01-12-13)
	15		Fred Thomas vs Marquette (11-20-12)
FG Pct (min 5 made)	.889	(8-9)	Gavin Ware vs Central Arkansas (12-22-12)
	.889	(8-9)	Wendell Lewis vs Texas-San Antonio (12-04-12)
3-Point FG Made	4		Jalen Steele at Georgia (01-12-13)
	4		Jalen Steele vs New Orleans (01-03-13)
	4		Fred Thomas vs Marquette (11-20-12)
3-Point FG Att.	10		Fred Thomas at Providence College (12-01-12)
	10		Fred Thomas vs North Carolina (11-19-12)
3-Pt FG Pct (min 2 made)	1.000	(2-2)	Tyson Cunningham at Alabama (2/20/13)
	1.000	(2-2)	Tyson Cunningham vs New Orleans (01-03-13)
	1.000	(2-2)	Trivante Bloodman vs Texas (11-21-12)
Free Throws Made	8		Fred Thomas vs Florida (01-26-13)
	8		Roquez Johnson vs South Carolina (01-09-13)
Free Throw Att.	11		Roquez Johnson at Providence College (12-01-12)
	10		Craig Sword at LSU (02-16-13)
	10		Craig Sword at Ole Miss (02-06-13)
	10		Roquez Johnson vs South Carolina (01-09-13)
	10		Roquez Johnson vs Florida Atlantic (11-13-12)
FT Pct (min 3 made)	1.000	(6-6)	Trivante Bloodman vs LSU (02-02-13)
	1.000	(5-5)	Trivante Bloodman at Tennessee (01-19-13)
	1.000	(5-5)	Fred Thomas vs Texas (11-21-12)
	1.000	(4-4)	Jalen Steele at Alabama (2/20/13)
	1.000	(4-4)	Jalen Steele at Ole Miss (02-06-13)
	1.000	(4-4)	Wendell Lewis at Providence College (12-01-12)
	1.000	(4-4)	Wendell Lewis vs Marquette (11-20-12)
	1.000	(4-4)	Jalen Steele at Troy (11-09-12)
	1.000	(3-3)	Fred Thomas at Ole Miss (02-06-13)
	1.000	(3-3)	Craig Sword vs New Orleans (01-03-13)
Rebounds	13		Gavin Ware vs Central Arkansas (12-22-12)
	12		Gavin Ware vs Alcorn State (11-27-12)
Assists	7		Trivante Bloodman vs Florida Atlantic (11-13-12)
	5		Craig Sword at Florida (02-09-13)
	5		Trivante Bloodman at Ole Miss (02-06-13)
	5		Trivante Bloodman at Georgia (01-12-13)
	5		Trivante Bloodman vs New Orleans (01-03-13)
	5		Trivante Bloodman vs Texas-San Antonio (12-04-12)
Steals	7		Fred Thomas vs Florida (01-26-13)
	6		Roquez Johnson vs Texas (11-21-12)
Blocked Shots	5		Gavin Ware at Loyola Chicago (12-15-22)
	4		Colin Borchert vs South Carolina (01-09-13)
Turnovers	9		Craig Sword at Arkansas (01-23-13)
	7		Craig Sword vs South Carolina (01-09-13)
	7		Roquez Johnson vs Texas (11-21-12)

Fouls	5	Craig Sword at Alabama (2/20/13)
	5	Trivante Bloodman at Alabama (2/20/13)
	5	Gavin Ware at Ole Miss (02-06-13)
	5	Colin Borchert at Ole Miss (02-06-13)
	5	Roquez Johnson at Ole Miss (02-06-13)
	5	Fred Thomas vs LSU (02-02-13)
	5	Colin Borchert at Arkansas (01-23-13)
	5	Gavin Ware at Tennessee (01-19-13)
	5	Craig Sword at Tennessee (01-19-13)
	5	Roquez Johnson at Georgia (01-12-13)
	5	Craig Sword vs New Orleans (01-03-13)
	5	Craig Sword vs Central Arkansas (12-22-12)
	5	Craig Sword at Loyola Chicago (12-15-22)
	5	Colin Borchert vs Alcorn State (11-27-12)
	5	Craig Sword vs Texas (11-21-12)
	5	Craig Sword at Troy (11-09-12)
	5	Wendell Lewis at Troy (11-09-12)

2012-13 Mississippi State Basketball
Mississippi State Opponent High/Low Analysis (as of Feb 20, 2013)
All games

OPPONENT INDIVIDUAL GAME HIGHS

Points	32		BATTS, Kadeem at Providence College (12-01-12)
	31		Henderson, Marshall at Ole Miss (02-06-13)
	26		Crawford, Robert vs Central Arkansas (12-22-12)
	24		Cadougan, Junior vs Missouri (02-13-13)
	24		Holloway, Murphy at Ole Miss (02-06-13)
Field Goals Made	12		BATTS, Kadeem at Providence College (12-01-12)
	10		Cadougan, Junior vs Missouri (02-13-13)
Field Goal Att.	19		RICHARDSON, Brian vs South Carolina (01-09-13)
	18		Henderson, Marshall at Ole Miss (02-06-13)
	18		Crawford, Robert vs Central Arkansas (12-22-12)
	18		Burrage, Kannon vs Texas-San Antonio (12-04-12)
	18		BATTS, Kadeem at Providence College (12-01-12)
FG Pct (min 5 made)	1.000	(6-6)	Patric Young vs Florida (01-26-13)
	1.000	(5-5)	CLARKE, Coty at Arkansas (01-23-13)
3-Point FG Made	7		Crawford, Robert vs Central Arkansas (12-22-12)
	6		Henderson, Marshall at Ole Miss (02-06-13)
	6		McDonald, Leslie vs North Carolina (11-19-12)
3-Point FG Att.	14		Henderson, Marshall at Ole Miss (02-06-13)
	14		Crawford, Robert vs Central Arkansas (12-22-12)
3-Pt FG Pct (min 2 made)	1.000	(3-3)	Thomas, Jake vs Marquette (11-20-12)
	1.000	(2-2)	Randolph, Levi vs Alabama (01-16-13)
	1.000	(2-2)	Lockett, Trent vs Marquette (11-20-12)
	1.000	(2-2)	Jeff Mullahey at Troy (11-09-12)
Free Throws Made	10		Mann, Charles at Georgia (01-12-13)
	9		Henderson, Marshall at Ole Miss (02-06-13)
Free Throw Att.	13		Mann, Charles at Georgia (01-12-13)
	10		Henderson, Marshall at Ole Miss (02-06-13)
	10		BATTS, Kadeem at Providence College (12-01-12)
	10		HENTON, LaDontae at Providence College (12-01-12)
FT Pct (min 3 made)	1.000	(4-4)	Cooper, Rodney at Alabama (2/20/13)
	1.000	(4-4)	Obasohan, Retin at Alabama (2/20/13)
	1.000	(4-4)	STRINGER, Andre vs LSU (02-02-13)
	1.000	(4-4)	O'BRYANT III, Johnny vs LSU (02-02-13)
	1.000	(4-4)	POWELL, Marshawn at Arkansas (01-23-13)
	1.000	(3-3)	McClellan, Sheldon at Tennessee (01-19-13)
	1.000	(3-3)	HILL, Kevin vs New Orleans (01-03-13)
	1.000	(3-3)	Wilson, Jamil vs Marquette (11-20-12)
	1.000	(3-3)	Gantt, Greg vs Florida Atlantic (11-13-12)
	1.000	(3-3)	O'BRYANT III, Johnny vs LSU (02-02-13)
Rebounds	12		Kourtney Roberson vs Texas A&M (01-30-13)
	12		Ridley, Cameron vs Texas (11-21-12)
	12		Gardner, Davante vs Marquette (11-20-12)
	12		Gardner, Davante vs Marquette (11-20-12)
Assists	9		Scottie Wilbekin vs Florida (01-26-13)
	9		Golden, Trae at Tennessee (01-19-13)
Steals	6		Kourtney Roberson vs Texas A&M (01-30-13)
	6		Strickland, Dexter vs North Carolina (11-19-12)
Blocked Shots	5		Buckner, Reginald at Ole Miss (02-06-13)
	5		Ridley, Cameron vs Texas (11-21-12)
Turnovers	9		ELLINGTON, Bruce vs South Carolina (01-09-13)
	8		Lewis, Julien vs Texas (11-21-12)
Fouls	5		Lacey, Trevor at Alabama (2/20/13)
	5		COLEMAN, Shavon vs LSU (02-02-13)
	5		O'BRYANT III, Johnny vs LSU (02-02-13)

5	Mann, Charles at Georgia (01-12-13)
5	Gaines, Kenny at Georgia (01-12-13)
5	Harks, Jordan vs Central Arkansas (12-22-12)
5	Hampton, Devonte vs Alcorn State (11-27-12)
5	Ray Chambers at Troy (11-09-12)
5	Josh Warren at Troy (11-09-12)