



IOWA STATE (13-6, 5-3 BIG 12) VS. VANDERBILT (9-11, 3-5 SEC)

SATURDAY JAN. 28 | 3 PM CST

NASHVILLE, TENN. | MEMORIAL GYM (14,316)

Radio: Cyclone Radio Network/Learfield; TuneIn Radio App
CRN Talent: John Walters (pxp); Eric Heft (analyst)
TV: ESPN2
Talent: Dave Neal (pxp); Jon Sundvold (analyst)
Sirius/XM: 145/190 - Vanderbilt broadcast
Live Video: WatchESPN
Live Stats: CycloneStats.com

2016-17 SCHEDULE/RESULTS

13-6, 5-3 Big 12 (home: 8-2, away: 2-3, neutral: 3-1)

NOVEMBER

6	Sioux Falls (exh.) (Ctv)	W, 101-57
11	Savannah State (Ctv)	W, 113-71
14	Mount St. Mary's (Ctv)	W, 73-55
20	The Citadel (Ctv)	W, 130-63
24	^vs. Indiana State (ESPN2)	W, 73-77
25	^vs. Miami (ESPN2)	W, 73-56
27	^vs. #11 Gonzaga (ESPN)	L, 73-71

DECEMBER

1	Cincinnati (ESPN)	L, 55-54 (OT)
5	Omaha (Ctv)	W, 91-47
8	%at Iowa (ESPN2)	L, 78-64
17	&vs. Drake (MC22)	W, 97-80
20	Mississippi Valley State (Ctv)	W, 88-60
30	*Texas Tech (ESPNNews)	W, 63-56

JANUARY

4	*at No. 2 Baylor (ESPNNews)	L, 65-63
7	*Texas (ESPN2)	W, 79-70
11	*at Oklahoma State (ESPNU)	W, 96-86
14	*at TCU (Fox Sports SW/Midwest)	L, 84-77
16	*No. 2 Kansas (ESPN)	L, 76-72
21	*at Oklahoma (ESPN2)	W, 92-87 (2OT)
24	*Kansas State (ESPN2)	W, 70-65
28	^at Vanderbilt (ESPN2)	3 p.m.
31	*West Virginia (ESPN2)	8 p.m.

FEBRUARY

4	*at Kansas (ESPN)	1 p.m.
7	*at Texas (ESPN2)	8 p.m.
11	*Oklahoma (ESPN2)	5 p.m.
15	*at Kansas State (ESPN2)	6 p.m.
18	*TCU (ESPNNews)	5 p.m.
20	*at Texas Tech (ESPNU)	8 p.m.
25	*Baylor (ESPN2)	3 or 5 p.m.
28	*Oklahoma State (ESPN2)	8 p.m.

MARCH

3	*at West Virginia (ESPN2)	6 p.m.
8-11	#Phillips 66 Big 12 Championship	

Home games in bold *Big 12 Conference game
 ^Advocare Invitational, Orlando, Fla. \$SEC/Big 12 Challenge
 &Hy-Vee Classic, Des Moines, Iowa %Iowa Corn Cy-Hawk Series
 #Phillips 66 Big 12 Championship, Kansas City, Mo.

IOWA STATE QUICK FACTS

Location	Ames, Iowa
Enrollment	36,660
Nickname/Mascot	Cyclones/Cy
Colors	Cardinal & Gold
Arena	Hilton Coliseum (14,384)
President	Dr. Steven Leath
Director of Athletics	Jamie Pollard
Website	Cyclones.com
All-Time Record	1,329-1,287 (.508)
Facebook	Iowa State Men's Basketball
Twitter	@CycloneMBB
Instagram	Cyclonembb

PRONUNCIATION GUIDE

Steve Prohm	rhymes with Rome
Darrell Bowie	BOO-ee
Wes Greder	GRE-dur
Merrill Holden	Muhr
Ray Kasongo	kuh-SAHN-go
Jakolby Long	Juh-KOH-bee
Nazareth Mitrou-Long	me-TRUE
Monté Morris	MAHN-tay
Daniyal Robinson	dan-YELL
Nick Weiler-Babb	WHY-ler

**Audio pronunciations are available on the MBB roster on Cyclones.com.

GAME #20-VANDERBILT

• Iowa State travels to Nashville, Tennessee for a SEC/Big 12 Challenge game against Vanderbilt Saturday afternoon...ISU is 2-1 in the challenge (beat Auburn (2013) & Arkansas (2014); lost at Texas A&M (2016))...ISU is 4-3 all-time in conference challenges (2-2 Big 12/Pac-10; 2-1 SEC/Big 12).

#CYCLONENOTES

- ISU has suffered six losses, with four of them coming to teams (Kansas, Baylor, Gonzaga, Cincinnati) that are ranked in the top-20, including three in the top-10, and own a combined record of 74-5...ISU has lost those four games by a total of 9 points.
- Iowa State is one of eight schools that hasn't suffered a 15-point loss since the start of the 2015-16 season (under Steve Prohm)...the streak actually dates back to 2013-14 (101 games)...since beginning of 2014-15, only four schools haven't lost by 15+ points.
- ISU ranks among KenPom.com's top 50 in both adjusted offensive efficiency (48) and defensive efficiency (17)...in the Ken-Pom era (since 2001-02), its the best defensive efficiency since 2005 (10)...the Cyclones are No. 24 in KenPom's rankings.
- ISU, which ranks among the nation's top-20 teams in steals per game (8.5), is averaging 11.7 steals the last six games, which included 18 at Oklahoma...the Cyclones have had at least 10 steals in five of the last six...**Monté Morris** has 16 steals the last six games...four players have at least 10 steals in this stretch.
- ISU continues to rank among the nation's top teams in taking care of the basketball...the Cyclones average 10.3 turnovers per game, which leads the Big 12 and is sixth nationally...ISU's turnover percentage of 14.0 ranks second nationally...ISU's turnover margin (+5.5) is third nationally, with the Cyclones ranking among the top-20 in steals per game (8.5).
- In conference action, ISU leads the Big 12 with 9.4 three-pointers made per game...the Cyclones are shooting 37.5 percent behind the arc as a team in league play...ISU hit 11 threes against Kansas State, seven of which came from **Matt Thomas**...Thomas finished 7-for-10 behind the arc and finished with a career-high 25 points.
- Morris, who was named to the Wooden Award Midseason Top 25, has been at his best since the schedule flipped to Big 12 play...in eight games, Morris is leading the Cyclones with 17.6 points, a team-best 5.5 rebounds and 6.1 assists (first in league) per game...in the last six games he's averaging 19.2 ppg, 5.7 rpg, 6.3 apg, 2.7 spg and shooting 48.8 FG%, 46.2 3FG%, 82.6 FT%...he is the nation's leader in assist-to-turnover ratio (4.87).
- Morris enters the Vanderbilt game with 663 career assists, just two away from matching Jeff Hornacek's school record...Morris joined Hornacek as the only players in school history with 1,000 points, 600 assists and 200 steals.
- **Nazareth Mitrou-Long** (211) and **Thomas** (210) have both surpassed 200 career 3-pointers made...they are just the fifth set of Big 12 teammates to have 200 made 3-pointers at the same time...this season, Thomas and Mitrou-Long have combined for 94 made threes.
- Mitrou-Long went over 1,000 career points against Oklahoma, becoming the 33rd player in school history to reach the milestone...since going scoreless against Cincinnati on Dec. 1, Mitrou-Long has been outstanding...in that time he has led the Cyclones averaging 17.6 points and shooting 54.7 percent from the field and 41.4 percent behind the arc.
- **Deonte Burton** scored a career-high 31 points against Oklahoma...Burton has proven himself as an all around player in the last six games: 17.5 pts, 5.5 rbs, 1.8 assts, 2.3 blks and 2.2 stls.

2016-17 IOWA STATE CYCLONES

Possible Starters

No-Name	Pos.	Ht.	Wt.	Yr.	Hometown (Last School)	Pts.	Reb.	Asst.
30-Deonte Burton	G	6-5	250	Sr.#	Milwaukee, Wis. (Marquette)	13.7	6.7	1.6*
<i>2016 Big 12 Newcomer of the Year; has posted six games this season w/20+ points, avg. 2.3 blks/2.2 stls last 6</i>								
15-Nazareth Mitrou-Long	G	6-4	203	Sr.#	Mississauga, Ontario (St. Martin)	15.9	4.8	2.8
<i>211 career 3-pointers made; 33rd Cyclone to score 1,000 career points; 12-straight games w/10+ pts.</i>								
11-Monté Morris	G	6-3	175	Sr.	Flint, Mich. (Beecher)	15.9	5.0	5.9
<i>1,435 career pts; 2 assists from ISU career record (Hornacek); only player nationally w/15-5-5 and <2 TO.</i>								
21-Matt Thomas	G	6-5	193	Sr.	Onalaska, Wis. (Onalaska)	11.7	4.3	1.5
<i>207 career 3-pointers made; 963 career pts; has hit a three in 43 of his last 44 games; career-high 25 pts vs. KSU.</i>								
5-Merrill Holden	F	6-8	224	Sr.	Chicago, Ill. (Louisiana Tech)	3.3	2.7	0.5&
<i>Was back in starting lineup vs. K-State (first since Dec. 8/Iowa); avg. 5.5 rbs and 2.0 blocks last 2 games.</i>								

Reserves

1-Nick Weiler-Babb	G	6-5	205	So.#	Arlington, Texas (Martin)	5.1	4.2	1.1*
4-Donovan Jackson	G	6-2	175	Jr.	Milwaukee, Wis. (Iowa Western CC)	4.9	1.0	1.6
10-Darrell Bowie	F	6-8	218	Sr.#	Milwaukee, Wis. (Northern Illinois)	7.0	4.9	0.9*
33-Solomon Young	F	6-8	240	Fr.	Sacramento, Calif. (Sacramento)	3.7	2.4	0.5&
13-Jakolby Long	G	6-5	208	Fr.	Mustang, Okla. (Mustang)	2.2	1.8	0.2
00-Simeon Carter	F	6-8	227	So.	Charlotte, N.C. (West Charlotte)	2.0	1.0	0.0
23-Wes Greder	G	6-5	189	Fr.#	Ames, Iowa (Gilbert)	0.0	0.6	0.2&
24-Stuart Nezek	C	6-10	245	Sr.	River Forest, Ill. (Fenwick)	1.5	0.8	0.3
2-Cameron Lard	F	6-9	220	Fr.	Natchitoches, La. (Pro Vision Academy)	-	-	-
3-Ray Kasongo	F	6-9	230	Jr.+	Toronto, Ontario (Tennessee)			Redshirting

HC: Steve Prohm (Alabama, 1997) **Record at ISU:** 36-18/2 **Overall:** 140-47/6

Assts.: Neill Berry (SE Louisiana, 2004), Daniyal Robinson (Ark.-Little Rock, 1999), William Small (Belhaven, 1993), Micah Byars (West Florida, 2006), David Hobbs (VCU, 1972), Nate Schmidt (Denison, 2014)

#Has Redshirted +Redshirting This Season &Blocks *Steals

Contact **Matt Shultz**, Assistant Director for Communications

Iowa State Athletics Jacobson Athletic Building Ames, IA 50011-1140 515-520-7642 mshultz@iastate.edu @mjshultz

STEVE PROHM

Head Coach • 2nd Season • @CoachProhm



Born: July 12, 1974 (42 years old)
Hometown: Vienna, Va.
High School: Northwest Whitfield (Tunnel, Hill, Ga.)
College: Alabama, '97
Year in coaching: 19th
Wife: Katie **Child:** Son: Cass

PROHM COACHING EXPERIENCE

1998-99	Assistant Coach	Centenary
1999-05	Assistant Coach	SE Louisiana
2005-06	Assistant Coach	Tulane
2006-11	Assistant Coach	Murray State
2011-15	Head Coach	Murray State
2015-pres.	Head Coach	Iowa State

PROHM YEAR-BY-YEAR

Year	School	Record	Pct.
*2011-12	Murray State	31-2	.939
2012-13	Murray State	21-10	.677
2013-14	Murray State	23-11	.676
2014-15	Murray State	29-6	.829
*2015-16	Iowa State	23-12	.657
2016-17	Iowa State	13-6	.684

TOTAL: overall (140-47, .749) conf. (69-21, .767)

AT ISU: overall (36-18, .667) Big 12 (15-11, .577)

*Denotes NCAA Tournament

PROHM NOTES

- Named 20th head coach in Iowa State history on June 8th, 2015.
- Entering 2016-17, his .756 winning percentage ranked sixth nationally among active NCAA Division I head coaches with at least 5 years experience.
- 2012 Basketball Times National Coach of the Year.
- Two-time Ohio Valley Conference Coach of the Year (2012, 2015).
- Coached three conference player of the year winners in five years as head coach.
- ISU player Georges Niang was a consensus All-American and Karl Malone Award winner under his guidance.
- Led ISU to second-ever win against No. 1 foe when they beat Oklahoma in 2015-16.

NBA DRAFT PICKS UNDER PROHM

2016	Georges Niang, 50th to Indiana Abdel Nader, 52nd to Boston
2015	Cameron Payne (Murray), 14th to Oklahoma City
2013	Isaiah Canaan (Murray), 34th to Houston

MILESTONE WINS

Win	Date	Opponent	Score
1	11-11-11	Harris-Stowe	76-49
50	2-20-13	Morehead State	106-100
100	2-26-15	Eastern Illinois	65-57
105	11-13-15	Colorado (1st win at ISU)	68-62

IOWA STATE QUICK HITTERS

- Iowa State has sold out 26 of the last 30 games at Hilton Coliseum...ISU is 22-4 at Hilton Coliseum under Prohm.
- ISU has been to a school-record five consecutive NCAA Tournaments...the Cyclones have made two Sweet 16 appearance in the last three seasons...ISU seeks to become the first school from the state of Iowa to reach six consecutive NCAA Tournaments.
- The Cyclones have won two of the last three Big 12 Tournament titles.
- Wins By Big 12 Teams Since 2011-12: Kansas 164, Baylor 143, Iowa State 136.
- ISU has won 20 games the last five seasons...Steve Prohm has won at least 20 games in each of his five seasons as a head coach...among current Big 12 coaches, only he, Texas coach Shaka Smart and TCU's Jamie Dixon accomplished that in their first five years as a head coach.
- Iowa State is one of 29 schools to win 20+ games the last five seasons...only 13 teams in the nation's top-six conferences (Big East, ACC, Big 12, Big Ten, Pac-12, SEC) have won 20+ games five consecutive seasons.
- The Cyclones have won at least 10 league games in each of the last five seasons, which is a school record.
- The Cyclones have won 40 of their last 45 games at home, including 21 of 25 league games.
- ISU has led the Big 12 in scoring the last four seasons, joining Kansas (2000-03) as the only teams to lead the league four consecutive seasons.
- The Cyclones are 28-9 under Prohm when committing less turnovers than their opponent...ISU has had fewer turnovers than its opponent in 17 of 19 games this season, including seven games with less than 10 miscues.
- Morris has 663 assists and 146 turnovers in 124 career games...ISU is 55-19 when Morris has at least five assists.
- Morris has 13 career games with 10 or more assists...his assist-to-turnover ratio in those games is 8.7 (139 assists/16 turnovers)...the rest of the Big 12 players have a combined eight 10-assist games.
- In five career games against SEC opponents, Morris owns a 6.6 assist-to-turnover ratio (33 assts-5 TOs).
- ISU is 7-0 this season and 17-3 under Prohm when outrebounding its opponent.
- ISU has held five of its opponents to 59 points or less this season after doing so just three times in 35 games last season.
- Morris has one of 17 triple-doubles in the nation this season.
- ISU is ranked 324th nationally with just 314 free throws attempted (16.5 per game)...its opponents are averaging just 13.6 free throw attempts per contest.
- ISU's three starting guards (Morris, Thomas, Mitrou-Long) are shooting a combined 78.3 percent from the FT line (94-120)...Thomas has made 51 of his last 57 free-throw attempts.
- The duo of Thomas (13), Mitrou-Long (12) are both riding streaks of at least 12 games with a made 3-pointer.
- In games which he hits a 3-pointer, Donovan Jackson is averaging 9.2 points and shooting 52.7 percent (29-55) from the field and 54.1 percent (20-37) from 3-point range.
- The Cyclones are averaging 9.8 made three-pointers over the last nine games while shooting 38.9 percent as a team.
- ISU is 7-1 when Weiler-Babb has five or more rebounds.
- Entering the season, 66.1 percent of Mitrou-Long's made field goals were 3-pointers...this season that number is 44.9 percent...Mitrou-Long is shooting 65.9 percent on 2-point field goals.
- Morris is currently leading the Big 12 with 5.9 assists per game...he is trying to become the first player to lead the league three consecutive seasons since Doug Gottlieb (Oklahoma State) did it from 1998-2000.
- In the second half of Big 12 games, Morris has just two turnover in 154 minutes played.
- Morris and Mitrou-Long average a combined 31.8 points, third-most among Big 12 teammates.
- Morris is the second player in school history to record four 100-assist seasons (Gary Thompkins, 1985-88).
- Burton is averaging 2.3 blocks and 2.2 steals the last six games...Morris is posting 2.7 steals in the last six.
- Mitrou-Long has scored in double figures in a career-best 12 consecutive games.
- Morris is the nation's leader in assist-to-turnover ratio at 4.87...Morris has the 2nd and fourth best single season marks in NCAA history and is trying to take the record back (Casey Benson, Oregon, 4.88)...in Big 12 Conference games, Morris owns a 6.1 a/to ratio...next best in the league is KU's Devonte' Graham at 3.2.
- Only Kansas' Frank Mason (35.2) is playing more minutes than Morris (34.3).
- Morris has the second-most wins in ISU history having played in 89 career wins...Georges Niang is first at 98 wins played in, while Mitrou-Long and Thomas have played in 87 wins each.
- Iowa State has 10 games with 10 or more steals...among the top-6 leagues, only West Virginia (11) has more.
- Iowa State earned road wins over Oklahoma and Oklahoma State in the same season for the first time since 1978.

IOWA STATE-VANDERBILT SERIES NOTES

- Iowa State has faced Vanderbilt more than any SEC that wasn't previously a member of the Big 12 (Missouri and Texas A&M)...the Cyclones and Commodores meet for the eighth time this weekend, with ISU holding a 4-3 edge in the all-time series...Vanderbilt leads 2-1 in games played in Nashville.
- The teams haven't met since the 1985 season, however...ISU won that game, 80-79, in Nashville...ISU's all-time leading scorer Jeff Grayer tallied 33 points and Jeff Hornacek added 22 for the Cyclones...the Commodores were led by Steve Reece, who scored 16 points.
- Steve Prohm is 0-3 all-time against Bryce Drew...the meetings came when Prohm was at Murray State and Drew was at Valparaiso...the home/away games in that series were decided by two and three points...Prohm has not faced Vanderbilt.

LAST TIME OUT - CYCLONES FEND OFF KANSAS STATE

- Iowa State raced out to a 17-point halftime lead and extended it to 20 points early in the second half before a furious rally from K-State put the Wildcats in front by one with 5:00 left...the Cyclones would respond with an 8-1 run and ultimately win 70-65.
- Thomas led the way with a career-high 25 points while making a career-best 7-of-10 threes...Mitrou-Long (13) and Morris (12) were also in double figures.
- ISU held K-State to its second-worst field-goal percentage (40.0 percent) this season.

IOWA STATE TEAM QUICK FACTS

- Iowa State is playing its 110th season of men's basketball and the second under head coach Steve Prohm in 2016-17...the Cyclones have made the NCAA Tournament five seasons in a row.
- Iowa State's 2016-17 roster includes 14 players from eight states and two countries (U.S., Canada)...the Cyclones have three players from Milwaukee and four total from Wisconsin...ISU also has two players from the province of Ontario...Iowa State has five left-handed players on its roster (Bowie, Burton, Jackson, Long, Nezelek).
- ISU returned 42.9 percent of its scoring, 34.1 percent of rebounding, 26.1 percent of blocks and 55.0 percent of steals from 2015-16.
- Iowa State was picked to finish fourth by the league's coaches...the Cyclones were the only team other than Kansas to garner a first-place vote.
- Iowa State has posted five-straight 10-win league seasons: 2012(12), 2013(11), 2014(11), 2015(12), 2016(10).

30-POINT CLUB

- ISU has had three different players score 30 or more points in a game this season, one of just seven teams nationally to do so. ISU is the only team in the top-6 leagues on that list.
- This is just the third time in school history that ISU has had three players score 30+ points in a game in the same season:

2016-17: Mitrou-Long, Morris, Burton
 2013-14: DeAndre Kane, Melvin Ejim (2x), Dustin Hogue
 1970-71: Jack DeVilder, Gene Mack, Rick Engel

DEFENSIVE STATE OF MIND

- ISU has more steals than 15 of its 19 opponents.
- ISU has at least 10 steals in five of the last six games and are first in steals per game in league play (9.9).
- Iowa State is ranked 17th nationally in steals per game...since 2009-10, ISU hasn't ranked among the nation's top-100 in steals per game:

2016-17: 17th	2012-13: 209th
2015-16: 145th	2011-12: 244th
2014-15: 149th	2010-11: 117th
2013-14: 189th	2009-10: 294th
- The Cyclones' 18 steals at Oklahoma were their most in a game since 1993 (25 vs. Southern Utah) and most against a conference foe since 1988 (18 vs. Colorado).
- Among teams from the top-6 leagues (Power-5 & Big East), only West Virginia (11) has more games than Iowa State (10) with 10 or more steals.
- Mitrou-Long had six steals against Oklahoma, the most by a Cyclone since Jake Anderson (6 vs. Cal in 2010).
- ISU's opponents are averaging 68.3 points per game...the Cyclones haven't held their opponents to under 70 points per game since 2008-09.

PROTECT THE ROCK & TURN 'EM OVER

- ISU currently has a +6.5 turnover margin in conference play...the Big 12 record is +6.38 by the Cyclones of 2005-06.
- Overall, ISU's turnover margin is +5.5...the last three seasons: 2015-16: +0.8; 2014-15: +1.9; 2012-13: +1.1.
- ISU's TO percentage (TO/possessions) of 14.0 is second nationally.

MORRIS LEADING THE WAY

- Morris entered the year with great expectations after being named Big 12 Preseason Player of the Year and an AP Preseason All-American. He has lived up to the hype.
- He is the only player nationally averaging 15 points, 5 rebounds, 5 assists and less than two turnovers.
- In ISU history, there have only been two seasons posted with 15-5-5, as Morris is currently averaging:
 - DeAndre Kane, 2013-14, 15.9-5.1-5.7*
 - Curtis Stinson, 2005-06, 19.4-5.2-5.5*
- His three games with 20 points, 5 assists and zero turnovers are the most nationally.
- Against The Citadel, Morris recorded the fifth triple-double (17 pts-10 rbs-10 assts) in school history and the 15th in Big 12 history. He became just the 14th Division I player since 1996-97 to record a triple-double with assists while committing zero turnovers. Recording it in just 22 minutes matched the fastest triple-double in Division I since 1996-97.

MITROU-LONG'S BIG NIGHT

- Mitrou-Long got his stroke back in a big way against Drake. The senior, who earned Big 12 Player of the Week honors for his efforts, tallied a career-high 37 points, making 14-of-18 field goals and 8-of-12 3-pointers in ISU's 17-point win at Wells Fargo Arena in Des Moines.
- He set arena records for points, field goals made, 3-pointers made and 3-pointers attempted.
- His 37-point outburst was the most by a Cyclone since Melvin Ejim scored 48 against TCU in 2014...it is also the most points scored in the Big 12 this season.

EFFICIENT

- Under Steve Prohm, ISU ranks among the nation's leaders in games shooting 50 percent or better from the field.
 1. Saint Mary's, 33
Kentucky, 33
 3. North Carolina, 31
 4. Creighton, 30
Kansas, 30
Gonzaga, 30
 7. Utah, 29
 8. Villanova, 27
 9. Iowa State, 26
Indiana, 26
Virginia, 26

130 POINTS

- Iowa State set a school record against The Citadel, scoring 130 points in a 67-point win. It is the most points scored in college basketball against a Division I opponent this season.



BIG 12 ROUNDUP- 2016-17

	Big 12	Overall
Baylor	7-1	19-1
Kansas	7-1	18-2
West Virginia	5-3	16-4
Iowa State	5-3	13-6
Kansas State	4-4	15-5
TCU	3-5	14-6
Texas Tech	3-5	14-6
Oklahoma State	2-6	12-8
Oklahoma	2-6	8-11
Texas	2-6	8-12

ISU AGAINST BIG 12 FOES

Opponent	Series Record	Since 13-14	Streak
Baylor	ISU leads, 17-15	2-6	L5
Kansas	KU leads, 179-63	4-5	L2
Kansas State	KSU leads, 137-86	6-2	W3
Oklahoma	OU leads, 115-86	5-4	W1
Okla. State	OSU leads, 63-61	7-0	W8
Texas	UT leads, 18-16	6-2	W2
Texas Tech	ISU leads, 17-13	5-2	W1
TCU	ISU leads, 9-6	6-1	L1
West Virginia	ISU leads, 5-3	3-3	L2

NCAA RANKINGS (TOP-25)

RPI	40	
BPI	22	
Players	Category	Stats (Ranking)
Morris	Assist/TO Ratio	4.87 (1)
	Assists Per Game	5.9 (22)
	Triple-Doubles	1 (1)

Team	Category	Stats (Ranking)
	Assist/TO Ratio	1.56 (7)
	Fewest Fouls	286 (5)
	Fewest Turnovers	196 (4)
	Personal Fouls Per Game	15.1 (6)
	Scoring Margin	+12.7 (25)
	Steals Per Game	8.5 (17)
	Turnover Margin	+5.5 (3)
	Turnovers Per Game	10.3 (6)

*As of 1/25

MORRIS AMONG NATION'S CAREER LEADERS

- Morris ranks among the nation's top three active players in both career assists and steals:

ASSISTS

Maurice Watson Jr., Creighton	801
Monté Morris, Iowa State	663

STEALS

Paris Lee, Illinois State	227
Monté Morris, Iowa State	200

**As of 1/25

1,000-600-200

- Morris entered an elite club when he joined former Cyclone and current New York Knicks head coach Jeff Hornacek as the only players in school history to score 1,000 points, dish out 600 assists and record 200 steals:

Jeff Hornacek	1,313 pts-665 assts-211 stls
Monté Morris	1,435 pts-663 assts-200 stls

Hornacek played 14 seasons in the NBA, was an NBA All-Star (1992) and has his No. 14 jersey retired by the Utah Jazz.

- He is also the third player in the history of the Big 12 and only non-Kansas player as members of the 1,000-600-200 club:

Aaron Miles, Kansas	1,183 pts-954 assts-264 stls
Kirk Hinrich, Kansas	1,753-668 assts-206 stls

- Since 2010, only 15 Division I players have scored 1,000 points and recorded 600 assists and 200 steals.
- Only four have posted 1,500 points, 700 assists and 200 steals.

ZIP, ZERO, NADA, NONE

- Morris has 43 career games without committing a single turnover.

> MORRIS CAREER GAMES (# OF TURNOVERS)

Turnovers	Games
0	43
1	36
2	30
3	9
4+	5

- He has 20 games with 9 or more assists, compared to just 14 games with 3 or more turnovers.
- Since 2007-08, no player in Division I has posted four seasons with at least 130 assists and less than 60 turnovers...Morris has a chance to accomplish that feat.

BACK-TO-BACK PRESEASON ALL-AMERICANS

- Iowa State is the only team in the nation to have an Associated Press Preseason All-American the last two seasons. Morris earned a spot on the team this season, a year after Georges Niang was on the team a year ago.

MORRIS BIG 12 PRESEASON PLAYER OF YEAR

- Morris was selected as the Big 12 Preseason Player of the Year by the league's coaches. He is the first Cyclone to be picked as the top player in the preseason since Jamaal Tinsley in 2000. Tinsley went on to win the postseason award as well.

TRIPLE-THREAT

- Iowa State's trio of Mitrou-Long, Morris and Thomas are among the nation's top 3-point threats nationally:

School (Players)	3-Pointers Made
NJIT	679
(Lynn, Coleman, Jenkins)	
Central Michigan	634
(Keene, Kozinski, Rayson)	
Iowa State	548
(Morris, Mitrou-Long, Thomas)	

200 TRIPLES

- Matt Thomas and Nazareth Mitrou-Long became just the fifth set of teammates to have 200 career 3-pointers made at the same time. The others:

Kareem Rush & Clarence Gilbert, Missouri
 Kim English & Marcus Denmon, Missouri
 LaceDarius Dunn & Tweety Carter, Baylor
 Obi Muonelo & James Anderson, OK State

EXPERIENCE APLENTY

- Iowa State lost a lot with the graduation of Georges Niang, Abdel Nader and Jameel McKay, but the Cyclones still have plenty of experience on the team:

Player	Games Played	Started
M. Morris	124	105
N. Mitrou-Long	115	67
M. Thomas	122	61
D. Burton	85	29
D. Bowie	101	75
M. Holden	65	27
N. Weiler-Babb	45	0
TOTAL	657	364

- ISU is one of four schools nationally starting four seniors (Jacksonville, Little Rock, NC Central).

ISU: WHERE NEWCOMERS COME FOR SUCCESS

- In the last five years, ISU has had the Big 12's Newcomer of the Year four times:

2012: Royce White (13.4 pts, 9.3 rbs, 5.0 assts)
 2013: Will Clyburn (14.9 pts, 6.8 rbs)
 2014: DeAndre Kane (17.1 pts, 6.8 rbs, 5.9 assts)
 2016: Deonte Burton (9.7 pts, 3.9 rbs)

ISU has three transfers eligible this season: Darrell Bowie, Merrill Holden, Nick Weiler-Babb.

HILTON MAGIC

- Hilton Coliseum has long been considered one of the toughest places to play in college basketball. Built in 1971, ISU has recorded a 75.6 pct. winning mark (530-171).
- Iowa State sold a school-record 12,226 season tickets for 2016-17.
- ISU has been ranked in the top-30 nationally in attendance the last seven seasons.
- Iowa State has 54 sellouts in the last five seasons.
- ISU is 84-9 in the last six seasons at home...ISU is 42-7 against Big 12 foes in that time.
- ISU has won five home games in the last six seasons after trailing by 14 or more points in the second half.

IOWA STATE VS. RANKED OPPONENTS

- Iowa State is 96-248 all-time against ranked opponents (ranked at tip)...ISU is 0-3 this season against teams that were ranked at time of tip off...ISU's 22 wins against ranked opponents since 2013-14 are the third-most nationally.
- ISU has defeated 18 of its last 23 ranked opponents in Hilton Coliseum.
- ISU is 6-9 against ranked non-conference foes at Hilton Coliseum. The Cyclones have won the last five meetings: 2014-15: #18 Arkansas; 2013-14: #23 Iowa; 2013-14: #7 Michigan; 2005-06: #12 Iowa; 2004-05: #19 Virginia.

At Home: 64-74

On Road: 12-126

Neutral Site: 20-48

WINS VS. TOP-25 LAST FOUR SEASONS

1.	Kansas	30
2.	Oklahoma	24
3.	Iowa State	22
	Baylor	22
5.	Wisconsin	21
6.	Duke	20
	N. Carolina	20
	Villanova	20
9.	Kentucky	19
10.	Michigan State	18

FROM DISTANCE

- Iowa State has made a 3-pointer in 319 consecutive games...the last time the Cyclones were shut out from beyond the arc was on Nov. 9, 2007 vs. Winston-Salem State.
- ISU has led the Big 12 in 3-pointers made in four of the last six seasons.
- Monté Morris, Nazareth Mitrou-Long and Matt Thomas have combined for 537 career made 3-pointers, the third-most by any three teammates in the nation.

CYCLONES SIGN THREE 4-STAR RECRUITS

- Steve Prohm's second signing class was the top class in school history during the internet recruiting era. The class ranked No. 19 by 247sports and included three four-star commits:

Lindell Wigginton - No. 1 Canadian Recruit (6-2/G/Dartmouth, Nova Scotia/Oak Hill Academy)
 Terrence Lewis - No. 59 by ESPN (6-5/G/Milwaukee, Wis./Riverside)
 Darius McNeill - Four-star by ESPN (6-5/G/Milwaukee, Wis./Riverside)

AWARDS & HONORS

PRESEASON

All-Big 12

Monté Morris

Preseason Big 12 Player of the Year

Monté Morris

Naismith Trophy Watch List

Monté Morris

Bob Cousy Award Watch List

Monté Morris

Wooden Award Preseason Top 50

Monté Morris

Lute Olson Award Watch List

Monté Morris

Associated Press Preseason All-America

Monté Morris

Sports Illustrated Preseason All-America

Monté Morris (second team)

NBCSports.com Preseason All-America

Monté Morris (second team)

CBSSports.com Preseason All-America

Monté Morris (second team)

IN SEASON

Big 12 Player of Week

Monté Morris, Nov. 21

Nazareth Mitrou-Long, Dec. 19

AdvoCare Invitational All-Tournament Team

Deonte Burton

Wooden Award Midseason Top 25

Monté Morris

CYCLONES BY THE NUMBERS

4 - Iowa State has captured four of the last five Big 12 Newcomer of the Year awards.

4.54 - Monté Morris has a career assist-to-turnover ratio of 4.54...next best in the nation is Wofford's Eric Garcia (3.00).

8 - Iowa State has eight newcomers eligible to play this season.

10 - The Cyclones have won at least 10 Big 12 Conference games in the last five seasons.

18 - Iowa State has won 18 consecutive games when leading at the half.

18.4 - Iowa State is averaging 18.4 points off the bench this season...last year's team averaged 10.5 points off the bench.

20 - Steve Prohm is Iowa State's 20th head men's basketball coach.

22 - Iowa State has won 22 games against top-25 teams in the last four seasons, third nationally.

24 - 24 times Iowa State has had a player named to an All-America team, including 5 times in the last four seasons.

25.4 - Prohm averaged 25.4 wins in his five seasons as a head coach.

43 - Morris has 43 career games without a TO.

63.9 - Solomon Young is shooting 63.9 percent from the field.

68.3 - ISU is allowing 68.3 points per game...the Cyclones haven't allowed under 70 points per game in a season since 2008-09.

94 - Matt Thomas and Naz Mitrou-Long have combined for 94 3-pointers made this season.

105 - Morris has started 105 consecutive games for Iowa State, the third-longest streak in school history.

110 - This is the 110th season of Iowa State men's basketball.

200 - Morris has 200 career steals, the sixth most in ISU history.

320 - ISU has hit a 3-pointer in 320 consecutive games, a streak dating back to the 2007-08 season.

IOWA STATE IN THE AP/COACHES TOP-25

Preseason -	24/NR	Jan. 16 -	RV/NR
Nov. 14 -	20/23	Jan. 23 -	RV/RV
Nov. 21 -	21/22	Jan. 30 -	-
Nov. 28 -	19/21	Feb. 6 -	-
Dec. 5 -	25/25	Feb. 13 -	-
Dec. 12 -	RV/NR	Feb. 20 -	-
Dec. 19 -	RV/NR	Feb. 27 -	-
Dec. 26 -	RV/NR	March 6 -	-
Jan. 2 -	RV/NR	March 13 -	-
Jan. 9 -	RV/RV	Postseason -	-
AP/Coaches			

TEAM MISCELLANEOUS STATS

LARGEST LEAD	68-The Citadel
LARGEST MARGIN OF VICTORY	67-The Citadel
LARGEST DEFICIT	18-Gonzaga
LARGEST MARGIN OF DEFEAT	14-Iowa
LARGEST HALFTIME LEAD	40-The Citadel
LARGEST HALFTIME DEFICIT	15-Gonzaga, Iowa
LARGEST IOWA STATE RUN	18-The Citadel
LARGEST OPPONENT RUN	12- Three Times

SHOOTING PERCENTAGE IN A HALF

High			
ISU	65.1% (28-43)	2nd vs. The Citadel (11-20-16)	
Opp.	66.7% (18-27)	1st vs. Oklahoma State (1-11-17)	
Low			
ISU	28.9% (11-38)	2nd vs. Indiana State (11-24-16)	
Opp.	17.5% (7-40)	1st vs. The Citadel (11-20-16)	

BENCH SCORING

	Points	PPG	Pct. of Scoring
ISU	349	18.4	22.6%
Opp.	384	20.2	29.6%

Season High - 49 vs. The Citadel (11-20-16)

RECORD WITH STARTERS

Burton, Holden, Mitrou-Long, Morris, Thomas	7-3
Burton, Bowie, Mitrou-Long, Morris, Thomas	6-3

DOUBLE-DIGIT SCORING RECORDS

1 player	0-0	2 players	1-0	3 players	5-4
4 players	2-1	5 players	4-1	6 players	0-0
7 players	0-0	8 players	1-0		

STREAKS

All Opponents

Total	Won 2	Home	Won 1
Road	Won 1	Neutral	Won 1

Big 12 Conference Opponents

Total	Won 2	Home	Won 1
Road	Won 1	Neutral	Lost 1

Non-Conference Opponents

Total	Won 2	Home	Won 2
Road	Lost 2	Neutral	Won 1

AP/Coaches Top-25 ranked Teams

Total	Lost 8	Home	Lost 1
Road	Lost 5	Neutral	Lost 3

- Last win over ranked team: February 13, 2016-#24 Texas, 85-75
- Last home win over ranked team: February 13, 2016-#24 Texas, 85-75
- Last road win over ranked team: December 22, 2015-#22 Cincinnati, 81-79
- Last neutral win over ranked team: March 14, 2015-#9 Kansas, 70-66

THE LAST TIME IOWA STATE...

Scored 100 pts: 130 vs. The Citadel (11-20-16)
Shot 60 pct. from field: 60.5 (52-86) vs. The Citadel (11-20-16)
Shot under 30 pct. from field: 29.7 (19-64) vs. Maryland (11-25-14)
Had 10 3-pointers: 11 vs. Kansas State (1-24-17)
Had 40 FT attempts: 41 vs. Drake (12-15-09)
Had 50 rebounds: 63 vs. The Citadel (11-20-16)
Had 60 rebounds: 63 vs. The Citadel (11-20-16)
Had 30 assists: 31 vs. The Citadel (11-20-16)
Had 10 steals: 18 vs. Oklahoma (1-21-17)
Had six players with 10 pts: 8 vs. The Citadel (11-20-16)
 (Bowie, Holden, Jackson, Mitrou-Long, Morris, Thomas, Weiler-Babb, Young)
Had three players with 20 pts: 3 vs. TCU (2-20-16)
 (Nader 26, Niang 24, Morris 20)
Had three players w/double-double: 3 vs. Buffalo (12-7-15)
 (McKay, Morris, Niang)

THE LAST TIME A CYCLONE HAD...

40 points: 48, Melvin Ejim vs. TCU (2-8-14)
30 points: 31, Deonte Burton vs. Oklahoma (1-21-17)
5 3-pointers: 7, Matt Thomas vs. Kansas State (1-24-17)
20 rebs.: 20, Jared Homan vs. North Carolina (3-20-05)
15 rebs.: 17, Jameel McKay vs. Kansas State (2-27-16)
10 assists: 10, Monté Morris vs. The Citadel (11-20-16)
5 steals: 6, Naz Mitrou-Long vs. Oklahoma (1-21-17)
5 blocks: 6, Jameel McKay vs. UAB (3-19-15)
A Triple-Double: Monté Morris vs. The Citadel (11-20-16)

THE LAST TIME AN ISU OPPONENT...

Scored 100 points: 100 by Baylor (2-16-14)
Shot 60 pct. from field: 60.0 (33-55) by Baylor (2-13-12)
Shot under 30 pct. from field: 28.4 (19-67) by Omaha (12-5-16)
Had 10 3-pointers: 10 by Drake (12-17-16)
Had 50 rebounds: 52 by Oklahoma (1-21-17)
Had 30 assists: 31 by Texas A&M (1-16-99)
Had six players with 10 points: 6 by Baylor (2-16-16)

THE LAST TIME AN ISU OPPONENT...

40 points: 40, Devin Smith, Virginia (12-6-04)
30 points: 39, Buddy Hield, Oklahoma (3-10-16)
5 3-pointers: 6, Nigel Williams-Goss, Gonzaga (11-27-16)
20 rebounds: 21, Stacey King, Oklahoma (1-30-88)
15 rebounds: 15, Kristian Doolittle, Oklahoma (1-21-17)
10 assists: 11, Jaylen Fisher, TCU (1-14-17)
5 steals: 5, Malique Trent, TCU (1-23-16)
5 blocks: 5, Cameron Ridley, Texas (1-18-14)

2016-17 DOUBLE-DOUBLES

Player (# of Double-Doubles)

Monté Morris (3)	21 points-11 assists
Savannah State	17 points-10 rebounds-10 assists
The Citadel	22 points-10 rebounds
Texas	18 points-10 rebounds
Nazareth Mitrou-Long (1)	10 points-13 rebounds
Savannah State	29 points-12 rebounds
Deonte Burton (2)	13 points-10 rebounds
Mount St. Mary's	13 points-11 rebounds
Gonzaga	
Darrell Bowie (2)	
The Citadel	
Indiana State	

MOST WINS PLAYED IN, IND. CAREER

- 98 - Georges Niang (2013-pres.) - missed one win
- 89 - Monté Morris (2014-pres.) - missed 0 wins
- 88 - Melvin Ejim (2011-14) - missed two wins
- 87 - Nazareth Mitrou-Long (2013-pres.) - missed 25 wins
- 87 - Matt Thomas (2014-pres.) - missed two wins
- 83 - Jacy Holloway (1994-97) - played every game
- 78 - Fred Hoiberg (1992-95) - played every game
- 78 - Julius Michalik (1992-95) - played every game

MOST WINS BY TEAM, 4-YEAR PERIOD

- 99 - 2013-16
- 99 - 2012-15
- 90 - 2011-14
- 89 - 2014-pres.
- 86 - 2000-03
- 84 - 1998-01
- 84 - 1999-02

#30 DEONTE BURTON

LAST GAME: Led team with four blocks and three steals...scored 9 pts and also had 6 rbs.

- AdvoCare Invitational All-Tournament Team
- Entered season career avg. of 2.7 rbs/avg. 6.7 this season.
- Explosive athlete that can be mismatch for opposing posts.
- 2016 Big 12 Newcomer of the Year (Unanimous)
- Played 26 games last season after becoming eligible in mid-December following transfer from Marquette...averaged 9.7 pts.
- Has 6-11.5 wing span.

#15 NAZARETH MITROU-LONG (PRONOUNCED ME-TRUE)

LAST GAME: Tallied 13 points, his career-best 12th consecutive game in double figures...hit 3-of-5 threes.

- Fifth season at Iowa State after receiving medical redshirt last season...played eight games before shutting down his season because of persistent discomfort from offseason hip surgery.
- 2nd all-time at ISU with 211 career made 3-pointers...seven career games with five or more made 3-pointers.
- Earned bachelor's degree in communications studies in May 2016.

#11 MONTÉ MORRIS (PRONOUNCED MAHN-TAY)

LAST GAME: Finished with 12 points and four assists.

- In his career, has accounted for 3,058 points (scored 1,435 and assisted on 1,623).
- Named to the Wooden Award Midseason Top 25.
- 11 points away from 17th all-time on ISU scoring list (Ron Harris).
- Associated Press Preseason All-American...2016 Preseason Big 12 Player of the Year & Cousy Award Watch List.
- Announced intent to return for his senior season on April 8.
- 18th all-time at ISU in scoring, 2nd in assists and T-4th in steals.
- Owns a 4.54 career assist-to-turnover ratio.
- One of the top performers at prestigious Nike Basketball Academy in summer of 2016.
- Terrific pick-and-roll decision maker.

#21 MATT THOMAS

LAST GAME: Scored career-high 25 points behind 7-of-10 3-point shooting.

- Has been dealing with bone spurs in right foot.
- 2016 Big 12 Honorable Mention
- Had breakout season in 2015-16...averaged 11.0 points and hit 89 3-pointers at 43.2 percent clip.
- Saw streak of making a 3-pointer in consecutive games come to end at 30 against Gonzaga...was 2nd-longest streak in school history.
- 210 career 3-pointers made is third all-time at ISU.

#10 DARRELL BOWIE (PRONOUNCED BOO-EE)

LAST GAME: Had two blocks in four minutes.

- Graduate transfer from Northern Illinois...organizational and corporate communications degree...pursuing master's degree in youth development.
- Sat out 2015-16 while recovering from shoulder injury.
- Averaged 13.1 points and 7.1 rebounds before being injured in 2014-15...finished season averaging 9.8 pts and 5.4 rbs.

#5 MERRILL HOLDEN (PRONOUNCED MUHRL)

LAST GAME: Returned to starting lineup and scored 5 pts and grabbed 4 rbs...also had two blocks.

- Started first nine games this season...returned to starting lineup against Kansas State.
- Graduate transfer from Louisiana Tech...general studies degree...pursuing master's degree in community development.
- Has 7-2.5 wing span, the longest on the team.

#1 NICK WEILER-BABB (PRONOUNCED WHY-LER)

LAST GAME: Six points, four rebounds and four assists in 23 minutes.

- 34 assists-15 turnovers this season.
- 3+ steals in three games this season.
- Sat out last season after transferring from Arkansas.
- Saw action in 26 games averaging 4.8 minutes for the Razorbacks as a freshman.
- Brother Chris Babb played at Iowa State and in the NBA for the Boston Celtics...currently playing in Germany.

#4 DONOVAN JACKSON

LAST GAME: Scoreless in 12 minutes.

- One of Iowa State's top perimeter defenders.
- Played JUCO at Iowa Western Community College in Council Bluffs, Iowa...4-star recruit and No. 7 JUCO by 247sports.com.
- Saw action in 18 games as sophomore before season ended because of broken right wrist (non-shooting hand).

#33 SOLOMON YOUNG

LAST GAME: Scoreless in four minutes.

- Missed four games in non-con recovering from cracked bone in left hand...suffered injury against The Citadel going up for alley oop.
- Freshman from Sacramento, California...arrived at Iowa State physically ready to contribute.
- 3-star recruit picked ISU over offers from Washington, Arizona State and Nevada.
- Has a 7-2 wing span, second-longest on team.

#00 SIMEON CARTER

LAST GAME: DNP (Coaches Decision)

- Sophomore post saw action in 15 games in rookie season.
- Continues to progress as a player...first full summer at ISU was this summer after arriving in August prior to freshman year...originally signed with SMU and Larry Brown.
- Has a 7-0.5 wing span.

#13 JAKOLBY LONG (PRONOUNCED JUH-KOH-BEE)

LAST GAME: DNP (Coaches Decision)

- Played for his father, Terry, at Mustang High School in Mustang, Oklahoma.
- Oklahoma Class 6A Player of the Year.
- Team went 28-0 his junior season.
- Picked ISU over offers from Oklahoma State, Georgia and Missouri.

#23 WES GREDER (PRONOUNCED GRE-DUR)

LAST GAME: DNP (Coaches Decision)

- Walk-on redshirted initial collegiate season.
- Grew up a Cyclone fan in Ames...attended Gilbert HS.

#24 STUART NEZLEK

LAST GAME: DNP (shoulder injury)

- Walk-on from River Forest, Illinois.
- Joined team in 2015-16.

PLAYER MISCELLANEOUS

STATS

CAREER PRODUCTION

10-19 Point Games

Morris	65
Thomas	46
Mitrou-Long	41
Burton	32
Bowie	30
Holden	11
Weiler-Babb	4
Jackson	4
Young	2

20-29 Point Games

Morris	15
Burton	8
Mitrou-Long	7
Thomas	4
Bowie	2

30-39 Point Games

Burton	1
Mitrou-Long	1
Morris	1

10+ Rebound Games

Bowie	8
Burton	4
Holden	1
Mitrou-Long	1
Morris	1
Thomas	1

5+ Assist Games

Morris	73
Mitrou-Long	7
Weiler-Babb	2
Jackson	1
Thomas	1

10+ Assist Games

Morris	13
--------	----

Career Starts

Morris	105
Bowie	75
Mitrou-Long	67
Thomas	61
Burton	29
Holden	27

Career Double-Doubles

Morris	8
Bowie	4
Burton	3
Holden	1
Mitrou-Long	1

2016-17 PRODUCTION

GAMES LEADING ISU IN...

Scoring	
Morris	6
Mitrou-Long	5
Burton	5
Thomas	3

Rebounding

Burton	10
Bowie	4
Morris	4
Mitrou-Long	3
Thomas	2
Weiler-Babb	2
Holden	1

Assists

Morris	16
Jackson	2
Mitrou-Long	2
Thomas	2
Weiler-Babb	2
Burton	1

Steals

Burton	6
Morris	5
Thomas	4
Weiler-Babb	4
Mitrou-Long	4
Holden	2
Bowie	1
Jackson	1

Blocks

Burton	11
Bowie	5
Holden	4
Young	3
Greder	1
Mitrou-Long	1
Thomas	1
Weiler-Babb	1

10-19 Point Games

Mitrou-Long	14
Thomas	10
Morris	10
Bowie	6
Burton	5
Weiler-Babb	4
Jackson	4
Holden	2
Young	2

20-29 Point Games

Burton	5
Morris	5
Mitrou-Long	2
Thomas	2

30-39 Point Games

Burton	1
Mitrou-Long	1
Morris	1

10+ Rebound Games

Bowie	3
Burton	3
Morris	2
Mitrou-Long	1

5+ Assist Games

Morris	13
Mitrou-Long	3
Weiler-Babb	2
Jackson	1
Thomas	1

10+ Assist Games

Morris	2
--------	---

Season Double-Doubles

Bowie	2
Burton	2
Morris	2
Mitrou-Long	1

Season Triple-Doubles

Morris	1
--------	---

Season Dunks

Burton	10
Holden	7
Weiler-Babb	4
Mitrou-Long	4
Young	3
Bowie	2
Morris	2
Carter	1

Charges Taken

Mitrou-Long	4
Morris	2
Burton	1
Jackson	1

First Sub

Bowie	9
Young	4
Weiler-Babb	4
Holden	3

Career Triple-Doubles

Morris	1
--------	---

Career Dunks - ISU games only

Burton	24
Holden	7
Mitrou-Long	7
Morris	6
Carter	4
Weiler-Babb	4
Young	3
Bowie	2
Thomas	1

GAMES LEADING ISU IN...

Scoring

Morris	16
Mitrou-Long	13
Thomas	7
Burton	6

Rebounding

Burton	13
Morris	7
Thomas	6
Mitrou-Long	5
Bowie	4
Weiler-Babb	2
Holden	1

Assists

Morris	77
Mitrou-Long	4
Thomas	4
Jackson	2
Weiler-Babb	2
Burton	1

Steals

Morris	56
Thomas	19
Burton	13
Mitrou-Long	8
Weiler-Babb	4
Holden	2
Bowie	1
Jackson	1

Blocks

Burton	18
Morris	13
Bowie	5
Thomas	5
Holden	4
Mitrou-Long	3
Young	3
Greder	1
Weiler-Babb	1

ISU RECORDS

POINTS, CAREER

1.	2,502	Jeff Grayer, 1985-88
2.	2,228	Georges Niang, 2013-16
3.	2,190	Barry Stevens, 1982-85
4.	1,993	Fred Hoiberg, 1992-95
5.	1,892	Victor Alexander, 1988-91
6.	1,830	Marcus Fizer, 1998-2000
7.	1,825	Julius Michalik, 1992-95
8.	1,810	Jake Sullivan, 2001-04
9.	1,752	Hercle Ivy, 1973-76
10.	1,724	Justus Thigpen, 1990-93
11.	1,672	Zaid Abdul-Aziz, 1966-68
12.	1,651	Curtis Stinson, 2004-06
13.	1,643	Melvin Ejim, 2011-14
14.	1,539	Craig Brackins, 2008-10
15.	1,531	Andrew Parker, 1976-79
16.	1,498	Bill Cain, 1968-70
17.	1,446	Ron Harris, 1981-84
18.	1,435	Monté Morris, 2014-pres.
19.	1,364	Diante Garrett, 2008-11
20.	1,313	Jeff Hornacek, 1983-86
21.	1,280	Loren Meyer, 1992-95
22.	1,259	Robert Estes, 1979-82
23.	1,253	Gary Thompson, 1955-57
24.	1,245	Dean Uthoff, 1977-80
25.	1,186	Dedric Willoughby, 1996-97
26.	1,124	Jared Homan, 2002-05
27.	1,106	Scott Christopherson, 2010-12
28.	1,078	Will Blalock, 2004-06
29.	1,075	Rahshon Clark, 2005-08
30.	1,032	Terry Woods, 1987-90
31.	1,027	Vince Brewer, 1960-63
32.	1,022	Nazareth Mitrou-Long, 2013-pres.
33.	1,000	Al Koch, 1964-66

CONSECUTIVE GAMES WITH A 3-POINTER

1.	35	Scott Christopherson, 2010-12
2.	30	Matt Thomas, 2016-17
3.	27	Mike Taylor, 2006-07
4.	21	Nazareth Mitrou-Long, 2014-15
	21	Dedric Willoughby, 1996-97
6.	20	Tyrus McGee, 2012
	20	Chris Allen, 2011-12
8.	18	Chris Babb, 2012

3-POINTERS MADE, CAREER

1.	270	Jake Sullivan, 2001-04
2.	211	Nazareth Mitrou-Long, 2013-pres.
3.	210	Matt Thomas, 2014-pres.
4.	198	Scott Christopherson, 2010-12
5.	190	Dedric Willoughby, 1996-97
6.	188	Georges Niang, 2013-16
7.	183	Fred Hoiberg, 1992-95
8.	146	Tyrus McGee, 2012-13
	146	Michael Nurse, 1999-2000
10.	129	Chris Babb, 2012-13
11.	128	Hurl Beechum, 1992-95
12.	127	Monté Morris, 2014-pres.
13.	125	Justus Thigpen, 1990-93
14.	122	Lucca Staiger, 2009-10
15.	108	Jamie Vanderbeken, 2009-11
16.	106	Kantrail Horton, 2000-01
17.	102	Rahshon Clark, 2005-08
18.	100	Will Blalock, 2004-06
19.	98	Diante Garrett, 2008-11
20.	97	Bryan Petersen, 2008-09

ASSISTS, CAREER

1.	665	Jeff Hornacek, 1983-86
2.	663	Monté Morris, 2014-pres.
3.	611	Diante Garrett, 2008-11
4.	600	Gary Thompson, 1985-88
5.	592	Jacy Holloway, 1994-97
6.	564	Terry Woods, 1987-90
7.	464	Will Blalock, 2004-06
8.	448	Curtis Stinson, 2004-06
9.	431	Jamaal Tinsley, 2000-01
10.	421	Georges Niang, 2013-pres.
11.	374	Justus Thigpen, 1990-93
12.	350	Fred Hoiberg, 1992-95
13.	308	Julius Michalik, 1992-95
14.	296	Ron Bayless, 1992-93

ASST/TO RATIO, CAREER

1.	4.54	Monté Morris, 2014-pres.
2.	2.82	Jacy Holloway, 1994-97
3.	2.37	Jeff Hornacek, 1983-86
4.	1.97	Will Blalock, 2004-06
5.	1.90	Gary Thompson, 1985-88

STEALS, CAREER

1.	211	Jeff Hornacek, 1983-86
2.	210	Justus Thigpen, 1990-93
3.	207	Fred Hoiberg, 1992-95
4.	200	Monté Morris, 2014-pres.
	200	Curtis Stinson, 2004-06
6.	199	Jeff Grayer, 1985-88
7.	177	Will Blalock, 2004-06
	177	Jamaal Tinsley, 2000-01
9.	169	Ron Harris, 1981-84
10.	153	Diante Garrett, 2008-11
11.	146	Melvin Ejim, 2011-14
	146	Terry Woods, 1987-90
13.	143	Rahshon Clark, 2005-08
14.	134	Julius Michalik, 1992-95
15.	133	Terrence Allen, 1981-84

GAMES PLAYED, CAREER

1.	138	Georges Niang, 2013-16
2.	135	Melvin Ejim, 2011-14
3.	128	Diante Garrett, 2008-11
4.	126	Stevie Johnson, 19997-2000
	126	Julius Michalik, 1992-95
	126	Fred Hoiberg, 1992-95
7.	125	Jared Homan, 2002-05
	125	Klay Edwards, 1995-99
	125	Jacy Holloway, 1994-97
	125	Jeff Grayer, 1985-88
--	124	Monté Morris, 2014-pres.
--	122	Matt Thomas, 2014-pres.
--	115	Nazareth Mitrou-Long, 2013-pres.

GAMES STARTED, CAREER

1.	126	Melvin Ejim, 2011-14
	126	Georges Niang, 2013-16
3.	124	Jeff Grayer, 1985-88
4.	123	Fred Hoiberg, 1992-95
5.	115	Jake Sullivan, 2001-04
6.	114	Gary Thompson, 1985-88
7.	111	Barry Stevens, 1982-85
	111	Ron Harris, 1981-84
9.	109	Jeff Hornacek, 1983-86
10.	108	Rahshon Clark, 2005-08
11.	107	Julius Michalik, 1992-95
12.	105	Monté Morris, 2014-pres.

CONSECUTIVE GAMES STARTED

1.	111	Ron Harris, 1981-84
2.	109	Jeff Hornacek, 1983-86
3.	105	Monté Morris, 2014-pres.
4.	91	Barry Stevens, 1982-85
5.	90	Diante Garrett, 2008-11

COMPLETE GAMES, CAREER

1.	30	Jeff Hornacek, 1983-86
2.	28	Barry Stevens, 1982-85
3.	25	Ron Harris, 1981-84
4.	18	Dedric Willoughby, 1996-97
5.	17	Jacy Holloway, 1994-97
6.	13	Jeff Grayer, 1985-88
7.	11	Monté Morris, 2014-pres.
	11	Shane Power, 2001-02
9.	10	Fred Hoiberg, 1992-95
	10	Lefty Moore, 1980-81

BIG 12 RECORDS

ASSISTS, CAREER

1.	954	Aaron Miles, KU, 2001-05
2.	793	Doug Gottlieb, OSU, 1998-00
3.	668	Kirk Hinrich, KU, 1999-03
4.	663	Monté Morris, ISU, 2014-pres.
5.	636	John Roberson, TTU, 2007-11
6.	611	Diante Garrett, ISU, 2007-11
7.	575	Tyshawn Taylor, KU, 2008-12
8.	552	Sherron Collins, KU, 2006-10
9.	550	Bernard King, TAMU, 1999-03
10.	545	Byron Eaton, OSU, 2005-09
	545	Acie Law, TAMU, 2003-07

STEALS, CAREER

1.	353	Cookie Belcher, NU, 1997-01
2.	283	Mario Chalmers, KU, 2005-08
3.	267	Byron Eaton, OSU, 2005-09
4.	264	Aaron Miles, KU, 2001-05
5.	247	Russell Robinson, KU, 2004-08
6.	224	A.J. Walton, BU, 2009-13
	224	Hollis Price, OU, 1999-03
8.	210	Jacob Pullen, KSU, 2007-11
9.	206	Kirk Hinrich, KU, 1999-03
10.	204	Ronald Ross, TTU, 2001-05
--	200	Monté Morris, ISU, 2014-pres.

VS. RANKED FOES

Most Wins vs. Ranked Teams, Season

1.	9-2014-15
	9-2013-14

3.	7-1999-2000
4.	5-2004-05
	5-1991-92
6.	4-2015-16
	4-2000-01
	4-1987-88
9.	3-2012-13
	3-1996-97
	3-1994-95
	3-1985-86

Most Top-25 Showdowns, Season

1.	13-2014-15
2.	12-2015-16
3.	11-2013-14
4.	9-1994-95
5.	7-1999-2000
	7-1996-97
7.	5-1956-57
8.	4-1995-96
	4-1987-88
10.	3-2000-01
--	1-2016-17

IOWA STATE...

	2016-17	Prohm	Streak
Against non-conference foes:	8-3	21-6	W2
Against Big 12 foes:	5-3	15-12	W2
When outrebounded opponent:	7-0	17-3	W7
When outrebounded by opponent:	6-5	16-13	W2
When rebounds are tied:	0-1	3-2	L2
When ahead at half:	12-0	32-3	W18
When opponent is ahead at half:	1-6	4-13	L3
When game is tied at the half:	0-0	0-2	L2
When shoots 50 percent or better:	5-0	19-7	W5
When shoots less than 50 percent:	8-6	17-11	W2
When shoots better than opponent:	10-1	31-7	W6
When shoots worse than opponent:	3-5	5-11	L2
When makes 10 or more 3-pointers:	7-1	16-6	W4
When makes 10 or less 3-pointers:	6-5	20-12	L2
When commits more TO than opponent:	2-0	6-9	W2
When commits less TO than opponent:	11-6	28-9	W1
When commit same number of TO:	0-0	2-0	W2
When scores 59 points or less:	0-1	1-1	L1
When scores 60-69 points:	1-2	3-3	L1
When scores 70-79 points:	5-3	10-8	W1
When scores 80-89 points:	1-0	11-4	W2
When scores 90-99 points:	4-0	7-2	W6
When scores 100 or more points:	2-0	4-0	W7
When opponent scores 59 points or less:	4-1	6-1	W2
When opponent scores 60-69 points:	3-1	14-1	W1
When opponent scores 70-79 points:	3-3	9-5	W2
When opponent scores 80-89 points:	3-1	7-7	W1
When opponent scores 90-99:	0-0	0-4	L6
When opponent scores 100 or more points:	0-0	0-1	L15
When game is decided by five or less points:	3-4	7-11	W2
When game is decided by 6-10 points:	3-1	8-5	L1
When game is decided by 11 or more points:	7-1	21-2	W2
When reaching 40 points first:	11-1	32-7	W6
When opponent reaches 40 points first:	2-5	4-11	W1
When leading with five minutes left:	10-1	32-8	W2
When trailing with five minutes left:	2-4	3-7	W2
When game is tied with five minutes left:	1-1	1-3	W1
When leading with one minute left:	11-1	32-1	W7
When trailing with one minute left:	1-4	2-16	L4
When game is tied with one minute left:	1-1	2-1	W1
When outscoring opponents' bench:	6-2	9-4	W1
When opponents' bench outscores ISU:	7-4	26-14	W2
When both benches score same:	0-0	0-1	L1
When making more FT than opponent:	9-2	25-4	W1
When making less FT than opponent:	4-4	9-13	W2
When making same number of FT:	0-0	2-1	L1
When making 15 or more free throws:	6-0	10-2	W7
When making less than 15 free throws:	7-6	26-16	W1
When opponent makes 15 or more FT:	2-1	4-8	W1
When opponent makes less than 15 FT:	11-5	32-9	W1
At home:	8-2	22-4	W1
On the road:	2-3	6-10	W1
At neutral sites:	3-1	8-4	W1
On ESPN Networks:	7-5	21-16	W2
vs. AP Top-25 Teams:	0-3	4-11	L8
vs. AP Top-15 Teams:	0-3	2-10	L9
vs. AP Top-10 Teams:	0-2	2-7	L6
In Overtime:	1-1	1-4	W1
In Double Overtime	1-0	1-0	W1
In November:	5-1	10-1	L1
In December:	4-2	10-3	W3
In January:	4-3	9-7	W2
In February:	0-0	5-4	W2
In March:	0-0	2-3	L1
In April:	0-0	0-0	-

STREAKS

IOWA STATE HOMECOURT STREAKS

- 39- 2/16/99-11/30/01 (four seasons)
- 22- 1/18/12-2/25/13 (two seasons)
22- 2/16/85-12/22/86 (three seasons)
- 21- 3/4/92-12/21/93 (three seasons)
21- 1/25/14-2/25/15 (two seasons)

Current streak - 1 (1-24-17-present)

IOWA STATE CONFERENCE HOMECOURT STREAKS

- 18- 2/16/99-1/9/02 (four seasons)
- 14- 1/18/12-2/25/13 (two seasons)
14- 1/25/14-2/25/15 (two seasons)
- 12- 2/16/85-1/20/87 (three seasons)
- 9- 2/10/34-1/25/36 (three seasons)

Current streak - 1 (1-24-17-present)

IOWA STATE NONCONFERENCE HOMECOURT STREAKS

- 41- 1/2/91-12/9/95
- 37- 12/6/11-12/1/16
- 28- 11/23/98-12/1/01
- 21- 11/28/03-11/26/05


Current streak - 2 (12-5-16-present)

TEAM RECORDS

TOP SINGLE-GAME 3-POINTERS MADE

- 17 vs. Kansas (2-25-13)
- 16 vs. Northern Colorado (11-22-11)
- *15 vs. Omaha (12-5-16)
15 vs. UNC Wilmington (11-10-13)
15 vs. Oklahoma (2-4-12)
15 vs. UW-Milwaukee (11-16-08)
- *14 vs. Drake (12-17-16)
*14 vs. Chattanooga (11-23-15)
14 vs. Oklahoma (2-9-15)
14 vs. Kansas (1-9-13)
14 vs. TCU (2-16-13)
14 vs. West Virginia (3-9-13)
14 vs. Rice (11-26-11)
14 vs. Kansas (2-12-11)
14 vs. Baylor (1-15-11)
14 vs. Drake (11-17-09)

*Under Steve Prohm



SIMEON CARTER

So. • F • 6-8, 227
Charlotte, N.C.

Miscellaneous Stats

Category	2016-17	Career
Double-Figure Points	-	-

SEASON HIGHS

FG:.....2 vs. Savannah State (11-11-16)
 FGA:.....2 vs. Savannah State (11-11-16)
 3FG:.....N/A
 3FGA:.....N/A
 FT:.....2 vs. Savannah State (11-11-16)
 FTA:.....3 vs. Savannah State (11-11-16)
 OReb:.....1 vs. Savannah State (11-11-16)
 DReb:.....1, twice
 Reb:.....2 vs. Savannah State (11-11-16)
 PF:.....1 vs. Omaha (12-5-16)
 Points:.....6 vs. Savannah State (11-11-16)
 Assists:.....N/A
 TO:.....N/A
 Blocks:.....N/A
 Steals:.....N/A
 Min:.....5 vs. Omaha (12-5-16)

CAREER HIGHS

FG:.....2, twice
 FGA:.....3 vs. Coppin State (12-30-15)
 3FG:.....N/A
 3FGA:.....N/A
 FT:.....2 vs. Savannah State (11-11-16)
 FTA:.....3, twice
 OReb:.....1, three times
 DReb:.....1, many times
 Reb:.....2, twice
 PF:.....1, many times
 Points:.....6 vs. Savannah State (11-11-16)
 Assists:.....N/A
 TO:.....1 vs. Coppin State (12-30-15)
 Blocks:.....2 vs. Coppin State (12-30-15)
 Steals:.....N/A
 Min:.....10 vs. Coppin State (12-30-15)

Year	GP-GS	Min/Avg	Total		3-Point		FT-FTA	Pct	Rebounds				PF-FO	Ast	TO	Blk	Stl	Pts/Avg
			FG-FGA	Pct	FG-FGA	Pct			Off-Def	Tot	Avg							
2015-16	15-0	40/2.7	5-10	.500	0-0	.000	0-3	.000	2-4	6	0.4	5-0	0	1	2	0	10/0.7	
2016-17	3-0	10/3.3	2-2	1.000	0-0	.000	2-3	.667	1-2	3	1.0	1-0	0	0	0	0	6/2.0	
TOTAL	18-0	50/2.8	7-12	.583	0-0	.000	2-6	.333	3-6	9	0.5	6-0	0	1	2	0	16/0.9	



NICK WEILER-BABB

So. • G • 6-5, 200
Arlington, Texas

Miscellaneous Stats

Category	2016-17	Career
Double-Figure Points	4	4
5+ Rebounds	8	8

Consecutive Games w/10+ points -
 Consecutive Games w/5+ rebounds -

SEASON HIGHS


FG:.....5, twice
 FGA:.....9 vs. Drake (12-17-16)
 3FG:.....2 vs. Baylor (1-4-17)
 3FGA:.....4 vs. Iowa (12-8-16)
 FT:.....4 vs. Miami (11-25-16)
 FTA:.....4 vs. Miami (11-25-16)
 OReb:.....3, three times
 DReb:.....5 vs. Texas Tech (12-30-16)
 Reb:.....7, three times
 PF:.....3 vs. Texas (1-7-17)
 Points:.....10, four times
 Assists:.....5, twice
 TO:.....3 vs. Kansas State (1-24-17)
 Blocks:.....1, three times
 Steals:.....4 vs. Indiana State (11-24-16)
 Min:.....28 vs. TCU (1-14-17)

CAREER HIGHS

FG:.....5, twice
 FGA:.....9 vs. Drake (12-17-16)
 3FG:.....2 vs. Baylor (1-4-17)
 3FGA:.....4 vs. Iowa (12-8-16)
 FT:.....4 vs. Miami (11-25-16)
 FTA:.....4 vs. Miami (11-25-16)
 OReb:.....3, three times
 DReb:.....5 vs. Texas Tech (12-30-16)
 Reb:.....7, three times
 PF:.....3 vs. Texas (1-7-17)
 Points:.....10, four times
 Assists:.....5, three times
 TO:.....3 vs. Kansas State (1-24-17)
 Blocks:.....1, many times
 Steals:.....4 vs. Indiana State (11-24-16)
 Min:.....28 vs. TCU (1-14-17)

Year	GP-GS	Min/Avg	Total		3-Point		FT-FTA	Pct	Rebounds				PF-FO	Ast	TO	Blk	Stl	Pts/Avg
			FG-FGA	Pct	FG-FGA	Pct			Off-Def	Tot	Avg							
2014-15	26-0	125/4.8	7-22	.318	3-9	.333	2-2	1.000	6-14	20	0.8	7-0	14	5	3	5	19/0.7	
2015-16																		
2016-17	19-0	386/20.3	38-79	.481	4-16	.250	16-22	.727	21-58	79	4.2	18-0	34	15	3	20	96/5.1	
TOTAL	45-0	511/11.4	45-101	.446	7-25	.280	18-24	.750	27-72	99	2.2	25-0	48	20	6	25	115/2.6	

Year	GP-GS	Min/Avg	Total		3-Point		FT-FTA	Pct	Rebounds				PF-FO	Ast	TO	Blk	Stl	Pts/Avg
			FG-FGA	Pct	FG-FGA	Pct			Off-Def	Tot	Avg							
2016-17	19-0	386/20.3	38-79	.481	4-16	.250	16-22	.727	21-58	79	4.2	18-0	34	15	3	20	96/5.1	
TOTAL	19-0	386/20.3	38-79	.481	4-16	.250	16-22	.727	21-58	79	4.2	18-0	34	15	3	20	96/5.1	



DONOVAN JACKSON

Jr. • G • 6-2, 175
Milwaukee, Wis.

Miscellaneous Stats

Category	2016-17	Career
Double-Figure Points	4	4
5+ Assists	1	1
4+ 3-Pointers Made	2	2

Consecutive Games with a 3-pointer -

CAREER HIGHS

FG:.....6 vs. TCU (1-14-17)
 FGA:.....10, twice
 3FG:.....5 vs. Omaha (12-5-16)
 3FGA:.....8 vs. Omaha (12-5-16)
 FT:.....3 vs. Oklahoma (1-21-17)
 FTA:.....4 vs. Oklahoma (1-21-17)
 OReb:.....N/A
 DReb:.....3 vs. Omaha (12-5-16)
 Reb:.....3 vs. Omaha (12-5-16)
 PF:.....3, twice
 Points:.....16 vs. TCU (1-14-17)
 Assists:.....6 vs. Mississippi Valley State (12-20-16)
 TO:.....2, three times
 Blocks:.....N/A
 Steals:.....1, many times
 Min:.....26 vs. Mississippi Valley State (12-20-16)

Year	GP-GS	Min/Avg	Total		3-Point		FT-FTA	Pct	Off-Def	Rebounds		PF-FO	Ast	TO	Blk	Stl	Pts/Avg
			FG-FGA	Pct	FG-FGA	Pct				Tot	Avg						
2016-17	19-0	332/17.5	33-91	.363	20-56	.357	8-13	.615	0-19	19	1.0	21-0	31	10	0	9	94/4.9
TOTAL	19-0	332/17.5	33-91	.363	20-56	.357	8-13	.615	0-19	19	1.0	21-0	31	10	0	9	94/4.9



MERRILL HOLDEN

Sr. • F • 6-8, 224
Chicago, Ill.

Miscellaneous Stats

Category	2016-17	Career
Double-Figure Points	2	11
Double-Figure Rebounds	-	1
Double-Doubles	-	1
2+ Blocks	3	12

Consecutive Starts 1
 Consecutive Games w/10+ points -

SEASON HIGHS


FG:.....5 vs. Savannah State (11-11-16)
 FGA:.....6, twice
 3FG:.....N/A
 3FGA:.....N/A
 FT:.....5 vs. The Citadel (11-20-16)
 FTA:.....6, twice
 OReb:.....5 vs. The Citadel (11-20-16)
 DReb:.....4, three times
 Reb:.....9 vs. The Citadel (11-20-16)
 PF:.....5, twice
 Points:.....13 vs. The Citadel (11-20-16)
 Assists:.....N/A
 TO:.....3 vs. Oklahoma (1-21-17)
 Blocks:.....2, three times
 Steals:.....1, four times
 Min:.....27 vs. Gonzaga (11-27-16)

CAREER HIGHS

FG:.....7 vs. UTSA (2-18-16)
 FGA:.....11 vs. Rice (2-27-16)
 3FG:.....1, twice
 3FGA:.....2 vs. East Tennessee State (3-28-16)
 FT:.....6, twice
 FTA:.....9 vs. Middle Tennessee State (2-11-16)
 OReb:.....7 vs. UTSA (2-18-16)
 DReb:.....9 vs. North Texas (2-25-16)
 Reb:.....11 vs. North Texas (2-25-16)
 PF:.....5, many times
 Points:.....18 vs. UTSA (2-18-16)
 Assists:.....1, four times
 TO:.....4, twice
 Blocks:.....4, twice
 Steals:.....2 vs. North Texas (2-6-16)
 Min:.....38 vs. North Texas (2-25-16)

Year	GP-GS	Min/Avg	Total		3-Point		FT-FTA	Pct	Off-Def	Rebounds		PF-FO	Ast	TO	Blk	Stl	Pts/Avg
			FG-FGA	Pct	FG-FGA	Pct				Tot	Avg						
2014-15	27-1	178/6.6	17-28	.607	0-1	.000	12-26	.462	18-17	35	1.3	25-0	2	6	11	4	46/1.7
2015-16	23-16	717/31.2	65-126	.516	2-9	.222	55-77	.714	47-68	115	5.0	78-6	2	32	26	9	187/8.1
2016-17	15-10	213/14.2	16-29	.552	0-0	.000	18-36	.500	19-21	40	2.7	42-2	0	9	9	4	50/3.3
TOTAL	65-27	1108/17.0	98-183	.536	2-10	.200	85-139	.612	84-106	190	2.9	145-8	4	47	46	17	283/4.4

Year	GP-GS	Min/Avg	Total		3-Point		FT-FTA	Pct	Off-Def	Rebounds		PF-FO	Ast	TO	Blk	Stl	Pts/Avg
			FG-FGA	Pct	FG-FGA	Pct				Tot	Avg						
2016-17	15-10	213/14.2	16-29	.552	0-0	.000	18-36	.500	19-21	40	2.7	42-2	0	9	9	4	50/3.3
TOTAL	15-10	213/14.2	16-29	.552	0-0	.000	18-36	.500	19-21	40	2.7	42-2	0	9	9	4	50/3.3



DARRELL BOWIE

Sr. • F • 6-8, 218
Milwaukee, Wis.

Miscellaneous Stats

Category	2016-17	Career
Double-Figure Points	6	17
20+ Points	-	2
Double-Figure Rebounds	3	8
Double-Doubles	2	4
Consecutive Starts	-	-
Consecutive Games w/10+ Points	-	-
Consecutive Games w/10+ Rebounds	-	-
Consecutive Double-Doubles	-	-

SEASON HIGHS


FG:.....6 vs. Oklahoma State (1-11-17)
 FGA:.....11 vs. Drake (12-17-16)
 3FG:.....2 vs. Omaha (12-5-16)
 3FGA:.....3 vs. Omaha (12-5-16)
 FT:.....3, three times
 FTA:.....12 vs. Indiana State (11-24-16)
 OReb:.....6, twice
 DReb:.....9 vs. The Citadel (11-20-16)
 Reb:.....11 vs. Indiana State (11-24-16)
 PF:.....4, three times
 Points:.....13, three times
 Assists:.....4, twice
 TO:.....4, twice
 Blocks:.....2, three times
 Steals:.....2, many times
 Min:.....36 vs. Cincinnati (12-1-16)

CAREER HIGHS

FG:.....7, twice
 FGA:.....14, four times
 3FG:.....2, three times
 3FGA:.....4, twice
 FT:.....11 vs. St. Joseph's (Ind.) (11-24-13)
 FTA:.....14 vs. St. Joseph's (Ind.) (11-24-13)
 OReb:.....7 vs. Iowa State (12-31-13)
 DReb:.....9, twice
 Reb:.....13 vs. Iowa State (12-31-13)
 PF:.....5 vs. Kent State (1-29-14)
 Points:.....23 vs. St. Joseph's (Ind.) (11-24-13)
 Assists:.....4, five times
 TO:.....7, twice
 Blocks:.....3 vs. Bowling Green (3-10-14)
 Steals:.....5 vs. Toledo (1-31-15)
 Min:.....42 vs. Eastern Michigan (2-20-14)

Career Stats		Total		3-Point		Rebounds											
Year	GP-GS	Min/Avg	FG-FGA	Pct	FG-FGA	Pct	FT-FTA	Pct	Off-Def	Tot	Avg	PF-FO	Ast	TO	Blk	Stl	Pts/Avg
2012-13	30-19	618/20.6	62-138	.449	0-2	.000	53-113	.469	48-66	114	3.8	64-0	10	57	6	27	177/5.9
2013-14	31-30	858/27.6	95-250	.380	3-10	.300	105-191	.550	64-138	202	6.5	68-1	34	90	18	32	298/9.6
2014-15	21-17	494/23.5	67-161	.416	9-35	.257	63-93	.677	40-73	113	5.4	46-0	25	62	11	28	206/9.8
2015-16																	
2016-17	19-9	374/19.7	53-112	.473	5-13	.385	22-53	.415	36-58	94	4.9	39-0	17	28	11	17	133/7.0
TOTAL	101-74	2344/23.2	277-661	.419	17-60	.283	243-450	.540	188-335	523	5.2	217-1	86	237	46	104	814/8.1

Iowa State Stats		Total		3-Point		Rebounds											
Year	GP-GS	Min/Avg	FG-FGA	Pct	FG-FGA	Pct	FT-FTA	Pct	Off-Def	Tot	Avg	PF-FO	Ast	TO	Blk	Stl	Pts/Avg
2016-17	19-9	374/19.7	53-112	.473	5-13	.385	22-53	.415	36-58	94	4.9	39-0	17	28	11	17	133/7.0
TOTAL	19-9	374/19.7	53-112	.473	5-13	.385	22-53	.415	36-58	94	4.9	39-0	17	28	11	17	133/7.0



MONTÉ MORRIS

Sr. • G • 6-3, 175
Flint, Mich.

Miscellaneous Stats

Category	2016-17	Career
Double-Figure Points	16	81
20+ Points	6	16
30+ Points	1	1
Double-Figure Assists	2	13
5+ Assists	13	73
Double-Doubles	2	8
Triple-Doubles	1	1
3+ Steals	5	32
Consecutive Starts		105
Consecutive Games w/10+ points		3
Consecutive Games w/5+ assists		-
Consecutive Games w/10+ assists		-
Consecutive Games with a 3-pointer		3

SEASON HIGHS

FG:.....10 vs. Oklahoma State (1-11-17)
 FGA:.....18 vs. Baylor (1-4-17)
 3FG:.....4 vs. Oklahoma State (1-11-17)
 3FGA:.....7 vs. Texas (1-7-17)
 FT:.....6 vs. Oklahoma State (1-11-17)
 FTA:.....6, twice
 OReb:.....3, twice
 DReb:.....10 vs. The Citadel (11-20-16)
 Reb:.....10, twice
 PF:.....3, three times
 Points:.....30 vs. Oklahoma State (1-11-17)
 Assists:.....11 vs. Savannah State (11-11-16)
 TO:.....4 vs. Omaha (12-5-16)
 Blocks:.....1, three times
 Steals:.....4, twice
 Min:.....49 vs. Oklahoma (1-21-17)

CAREER HIGHS

FG:.....10 vs. Oklahoma State (1-11-17)
 FGA:.....18 vs. Baylor (1-4-17)
 3FG:.....4, three times
 3FGA:.....7, twice
 FT:.....7 vs. Kansas (3-14-15)
 FTA:.....8 vs. Kansas (3-14-15)
 OReb:.....4 vs. West Virginia (2-12-14)
 DReb:.....10 vs. The Citadel (11-20-16)
 Reb:.....10, twice
 PF:.....5 vs. West Virginia (1-10-15)
 Points:.....30 vs. Oklahoma State (1-11-17)
 Assists:.....12, twice
 TO:.....4, five times
 Blocks:.....2, many times
 Steals:.....5, twice
 Min:.....52 vs. Oklahoma State (2-3-14)

Career Stats		Total		3-Point		Rebounds											
Year	GP-GS	Min/Avg	FG-FGA	Pct	FG-FGA	Pct	FT-FTA	Pct	Off-Def	Tot	Avg	PF-FO	Ast	TO	Blk	Stl	Pts/Avg
2013-14	36-17	1013/28.1	77-179	.430	28-69	.406	61-72	.847	18-74	92	2.6	61-0	134	28	7	46	243/6.8
2014-15	34-34	1153/33.9	155-306	.507	32-81	.395	64-85	.753	24-93	117	3.4	45-1	176	38	15	64	406/11.9
2015-16	35-35	1331/38.0	188-386	.487	38-106	.358	70-96	.729	26-112	138	3.9	55-0	241	57	9	62	484/13.8
2016-17	19-19	652/34.3	116-247	.470	29-73	.397	41-52	.788	23-72	95	5.0	26-0	112	23	3	28	302/15.9
TOTAL	124-105	4149/33.5	536-1118	.479	127-329	.386	236-305	.774	91-351	442	3.6	187-1	663	146	34	200	1435/11.6



JAKOLBY LONG

Fr. • G • 6-5, 208
Mustang, Okla.

Miscellaneous Stats

Category	2016-17	Career
Double-Figure Points	-	-

Consecutive Games with a 3-pointer -

CAREER HIGHS

FG:.....2 vs. Savannah State (11-11-16)
 FGA:.....5 vs. Savannah State (11-11-16)
 3FG:.....2 vs. Savannah State (11-11-16)
 3FGA:.....3 vs. Savannah State (11-11-16)
 FT:.....N/A
 FTA:.....N/A
 OReb:.....2 vs. The Citadel (11-20-16)
 DReb:.....3 vs. The Citadel (11-20-16)
 Reb:.....5 vs. The Citadel (11-20-16)
 PF:.....1 vs. Savannah State (11-11-16)
 Points:.....6 vs. Savannah State (11-11-16)
 Assists:.....1 vs. Savannah State (11-11-16)
 TO:.....1 vs. Savannah State (11-11-16)
 Blocks:.....N/A
 Steals:.....1 vs. The Citadel (11-20-16)
 Min:.....14 vs. The Citadel (11-20-16)

Year	GP-GS	Min/Avg	Total		3-Point		Rebounds				PF-FO	Ast	TO	Blk	Stl	Pts/Avg	
			FG-FGA	Pct	FG-FGA	Pct	FT-FTA	Pct	Off-Def	Tot							Avg
2016-17	5-0	36/7.2	4-14	.286	3-6	.500	0-0	.000	3-6	9	1.8	1-0	1	1	0	1	11/2.2
TOTAL	5-0	36/7.2	4-14	.286	3-6	.500	0-0	.000	3-6	9	1.8	1-0	1	1	0	1	11/2.2



NAZARETH MITROU-LONG

Sr. • G • 6-4, 203
Mississauga, Ontario

Miscellaneous Stats

Category	2016-17	Career
Double-Figure Points	17	49
20+ Points	3	8
30+ Points	1	1
5+ Assists	3	7
Double-Digit Rebounds	1	1
5+ Rebounds	10	22
Double-Doubles	1	1
4+ 3-Pointers Made	3	17

Consecutive Starts 19
 Consecutive Games w/10+ points 12
 Consecutive Games with a 3-pointer 12

SEASON HIGHS

FG:.....14 vs. Drake (12-17-16)
 FGA:.....19 vs. The Citadel (11-20-16)
 3FG:.....8 vs. Drake (12-17-16)
 3FGA:.....12 vs. Drake (12-17-16)
 FT:.....6 vs. Texas Tech (12-30-16)
 FTA:.....7 vs. Oklahoma State (1-11-17)
 OReb:.....3 vs. Indiana State (11-24-16)
 DReb:.....8, twice
 Reb:.....10 vs. Savannah State (11-11-16)
 PF:.....4, twice
 Points:.....37 vs. Drake (12-17-16)
 Assists:.....7 vs. Savannah State (11-11-16)
 TO:.....3, many times
 Blocks:.....1 vs. Mississippi Valley State (12-20-16)
 Steals:.....6 vs. Oklahoma (1-21-17)
 Min:.....38 vs. Oklahoma (1-21-17)

CAREER HIGHS

FG:.....14 vs. Drake (12-17-16)
 FGA:.....19 vs. The Citadel (11-20-16)
 3FG:.....8, twice
 3FGA:.....12, twice
 FT:.....6 vs. Texas Tech (12-30-16)
 FTA:.....7 vs. Alabama (11-24-14)
 OReb:.....3 vs. Indiana State (11-24-16)
 DReb:.....8, twice
 Reb:.....10 vs. Savannah State (11-11-16)
 PF:.....5, twice
 Points:.....37 vs. Drake (12-17-16)
 Assists:.....7, twice
 TO:.....5 vs. Colorado (11-13-15)
 Blocks:.....1, many times
 Steals:.....6 vs. Oklahoma (1-21-17)
 Min:.....38, twice

Year	GP-GS	Min/Avg	Total		3-Point		Rebounds				PF-FO	Ast	TO	Blk	Stl	Pts/Avg	
			FG-FGA	Pct	FG-FGA	Pct	FT-FTA	Pct	Off-Def	Tot							Avg
2012-13	18-0	124/6.9	8-23	.348	5-18	.278	4-4	1.000	1-13	14	0.8	11-0	18	15	0	6	25/1.4
2013-14	36-7	731/20.3	86-199	.432	64-160	.400	18-28	.643	13-44	57	1.6	66-1	41	16	3	6	254/7.1
2014-15	34-33	934/27.5	114-254	.449	77-197	.391	40-53	.755	6-94	100	2.9	72-1	68	47	3	27	345/10.1
2015-16	8-8	253/31.6	37-87	.425	16-55	.291	6-10	.600	4-19	23	2.9	16-0	15	17	2	5	96/12.0
2016-17	19-19	610/32.1	109-227	.480	49-136	.360	35-45	.778	14-77	91	4.8	31-0	54	33	1	22	302/15.9
TOTAL	115-67	2652/23.1	354-790	.448	211-566	.373	103-140	.736	38-247	285	2.5	196-2	196	128	9	66	1022/8.9



MATT THOMAS

Sr. • G • 6-5, 193
Onalaska, Wis.

Miscellaneous Stats

Category	2016-17	Career
Double-Figure Points	12	49
20+ Points	2	4
Double-Figure Rebounds	-	1
4+ 3-Pointers Made	3	15

Consecutive Starts	46
Consecutive Games w/10+ points	2
Consecutive Games w/20+ points	1
Consecutive Games w/10+ rebounds	-
Consecutive Games with a 3-pointer	13

SEASON HIGHS

FG:.....9, twice
 FGA:.....14, three times
 3FG:.....7 vs. Kansas State (1-24-17)
 3FGA:.....10 vs. Kansas State (1-24-17)
 FT:.....5 vs. Texas Tech (12-30-16)
 FTA:.....5 vs. Texas Tech (12-30-16)
 OReb:.....2, twice
 DReb:.....7, three times
 Reb:.....8 vs. Mississippi Valley State (12-20-16)
 PF:.....4 vs. Iowa (12-8-16)
 Points:.....25 vs. Kansas State (1-24-17)
 Assists:.....5 vs. Drake (12-17-16)
 TO:.....4 vs. Oklahoma (1-21-17)
 Blocks:.....1, twice
 Steals:.....4, three times
 Min:.....44 vs. Oklahoma (1-21-17)

CAREER HIGHS

FG:.....9, twice
 FGA:.....14, four times
 3FG:.....7 vs. Kansas State (1-24-17)
 3FGA:.....10, four times
 FT:.....5 vs. Texas Tech (12-30-16)
 FTA:.....5, four times
 OReb:.....2, twice
 DReb:.....10 vs. Chicago State (11-16-15)
 Reb:.....11 vs. Chicago State (11-16-15)
 PF:.....5, twice
 Points:.....25 vs. Kansas State (1-24-17)
 Assists:.....4, five times
 TO:.....4, twice
 Blocks:.....3 vs. Kansas (1-13-14)
 Steals:.....4, four times
 Min:.....44, three times

Year	GP-GS	Min/Avg	Total		3-Point		Rebounds										Pts/Avg
			FG-FGA	Pct	FG-FGA	Pct	FT-FTA	Pct	Off-Def	Tot	Avg	PF-FO	Ast	TO	Blk	Stl	
2013-14	36-15	763/21.2	66-180	.367	44-131	.336	22-33	.667	6-70	76	2.1	52-0	40	17	7	20	198/5.5
2014-15	32-0	488/15.3	53-144	.368	32-97	.330	20-28	.714	6-57	63	2.0	36-0	22	15	2	11	158/4.9
2015-16	35-27	1176/33.6	129-293	.440	89-206	.432	37-41	.902	17-138	155	4.4	73-2	61	42	8	29	384/11.0
2016-17	19-19	577/30.4	80-180	.444	45-113	.398	18-23	.783	14-68	82	4.3	27-0	29	25	2	25	223/11.7
TOTAL	122-61	3004/24.6	328-797	.412	210-547	.384	97-125	.776	43-333	376	3.1	188-2	152	99	19	85	963/7.9



WES GREDER

RFr. • G • 6-5, 189
Ames, Iowa

Miscellaneous Stats

Category	2016-17	Career
Double-Figure Points	-	-

CAREER HIGHS

FG:.....N/A
 FGA:.....2 vs. Mississippi Valley State (12-20-16)
 3FG:.....N/A
 3FGA:.....2 vs. Mississippi Valley State (12-20-16)
 FT:.....N/A
 FTA:.....2 vs. The Citadel (11-20-16)
 OReb:.....1 vs. Mount St. Mary's (11-14-16)
 DReb:.....2 vs. The Citadel (11-20-16)
 Reb:.....2 vs. The Citadel (11-20-16)
 PF:.....N/A
 Points:.....N/A
 Assists:.....N/A
 TO:.....N/A
 Blocks:.....1 vs. Savannah State (11-11-16)
 Steals:.....N/A
 Min:.....3 vs. The Citadel (11-20-16)

Year	GP-GS	Min/Avg	Total		3-Point		Rebounds										Pts/Avg
			FG-FGA	Pct	FG-FGA	Pct	FT-FTA	Pct	Off-Def	Tot	Avg	PF-FO	Ast	TO	Blk	Stl	
2016-17	5-0	11/2.2	0-3	.000	0-3	.000	0-3	.000	1-2	3	0.6	0-0	0	0	1	0	0/0.0
TOTAL	5-0	11/2.2	0-3	.000	0-3	.000	0-3	.000	1-2	3	0.6	0-0	0	0	1	0	0/0.0



STUART NEZLEK

Sr. • C • 6-10, 245
River Forest, Ill.

Miscellaneous Stats

Category	2016-17	Career
Double-Figure Points	-	-


SEASON HIGHS

FG:..... 1, twice
 FGA:..... 3 vs. The Citadel (11-20-16)
 3FG:..... N/A
 3FGA:..... N/A
 FT:..... 2 vs. Omaha (12-5-16)
 FTA:..... 2 vs. Omaha (12-5-16)
 OReb:..... 1 vs. The Citadel (11-20-16)
 DReb:..... 1, three times
 Reb:..... 1, twice
 PF:..... N/A
 Points:..... 2, three times
 Assists:..... 1 vs. Savannah State (11-11-16)
 TO:..... N/A
 Blocks:..... N/A
 Steals:..... 1 vs. The Citadel (11-20-16)
 Min:..... 3 vs. The Citadel (11-20-16)

CAREER HIGHS

FG:..... 1, three times
 FGA:..... 3 vs. The Citadel (11-20-16)
 3FG:..... N/A
 3FGA:..... N/A
 FT:..... 2 vs. Omaha (12-5-16)
 FTA:..... 2 vs. Omaha (12-5-16)
 OReb:..... 1 vs. The Citadel (11-20-16)
 DReb:..... 1, three times
 Reb:..... 1, three times
 PF:..... 1 vs. Little Rock (3-19-16)
 Points:..... 2, four times
 Assists:..... 1 vs. Savannah State (11-11-16)
 TO:..... 2 vs. Chicago State (11-16-15)
 Blocks:..... N/A
 Steals:..... 1 vs. The Citadel (11-20-16)
 Min:..... 3, twice

Year	GP-GS	Min/Avg	Total		3-Point		Rebounds							Pts/Avg			
			FG-FGA	Pct	FG-FGA	Pct	FT-FTA	Pct	Off-Def	Tot	Avg	PF-FO	Ast		TO	Blk	Stl
2015-16	7-0	9/1.3	1-2	.500	0-0	.000	0-0	.000	0-1	1	0.1	1-0	0	3	0	0	2/0.3
2016-17	4-0	9/2.3	2-5	.400	0-0	.000	2-2	1.000	1-2	3	0.8	0-0	1	0	0	1	6/1.5
TOTAL	11-0	18/1.6	3-7	.429	0-0	.000	2-2	1.000	1-3	4	0.4	1-0	1	3	0	1	8/0.7



DEONTE BURTON

Sr. • G • 6-5, 250
Milwaukee, Wis.

Miscellaneous Stats

Category	2016-17	Career
Double-Figure Points	11	41
20+ Points	6	8
30+ Points	1	1
Double-Figure Rebounds	3	4
Double-Doubles	2	3
2+ Steals	12	31
2+ Blocks	8	17
Consecutive Starts		19
Consecutive Games w/10+ points		-
Consecutive Games w/10+ rebounds		-
Consecutive Games with a 3-pointer		-

SEASON HIGHS


FG:..... 13 vs. Gonzaga (11-27-16)
 FGA:..... 24 vs. Gonzaga (11-27-16)
 3FG:..... 3, four times
 3FGA:..... 7 vs. Oklahoma (1-21-17)
 FT:..... 6 vs. Oklahoma (1-21-17)
 FTA:..... 8 vs. Drake (12-17-16)
 OReb:..... 5 vs. Cincinnati (12-1-16)
 DReb:..... 12 vs. Mount St. Mary's (11-14-16)
 Reb:..... 13 vs. Mount St. Mary's (11-14-16)
 PF:..... 4, many times
 Points:..... 31 vs. Oklahoma (1-21-17)
 Assists:..... 4 vs. Oklahoma State (1-11-17)
 TO:..... 5 vs. Savannah State (11-11-16)
 Blocks:..... 4 vs. Kansas State (1-24-17)
 Steals:..... 3, three times
 Min:..... 40 vs. Oklahoma (1-21-17)

CAREER HIGHS

FG:..... 13 vs. Gonzaga (11-27-16)
 FGA:..... 24 vs. Gonzaga (11-27-16)
 3FG:..... 3, many times
 3FGA:..... 7 vs. Oklahoma (1-21-17)
 FT:..... 6 vs. Oklahoma (1-21-17)
 FTA:..... 9 vs. Samford (12-28-13)
 OReb:..... 5, twice
 DReb:..... 12 vs. Mount St. Mary's (11-14-16)
 Reb:..... 14 vs. TCU (2-20-16)
 PF:..... 5, three times
 Points:..... 31 vs. Oklahoma (1-21-17)
 Assists:..... 4, twice
 TO:..... 5 vs. Savannah State (11-11-16)
 Blocks:..... 4 vs. Kansas State (1-24-17)
 Steals:..... 5 vs. Georgia Tech (11-27-14)
 Min:..... 40 vs. Oklahoma (1-21-17)

Year	GP-GS	Min/Avg	Total		3-Point		Rebounds							Pts/Avg			
			FG-FGA	Pct	FG-FGA	Pct	FT-FTA	Pct	Off-Def	Tot	Avg	PF-FO	Ast		TO	Blk	Stl
2013-14	32-3	402/12.6	87-182	.478	4-8	.500	44-68	.647	32-37	69	2.2	58-2	17	28	14	35	222/6.9
2014-15	8-0	129/16.1	17-36	.472	4-10	.400	13-17	.765	5-6	11	1.4	16-0	2	11	3	10	51/6.4
2015-16	26-7	488/18.8	97-182	.533	18-38	.474	40-63	.635	35-66	101	3.9	63-1	27	31	16	24	252/9.7
2016-17	19-19	515/27.1	105-244	.430	18-51	.353	32-47	.681	34-94	128	6.7	54-0	26	39	26	31	260/13.7
TOTAL	85-29	1534/18.0	306-644	.475	44-107	.411	129-195	.662	106-203	309	3.6	191-3	72	109	59	100	785/9.2

Year	GP-GS	Min/Avg	Total		3-Point		Rebounds							Pts/Avg			
			FG-FGA	Pct	FG-FGA	Pct	FT-FTA	Pct	Off-Def	Tot	Avg	PF-FO	Ast		TO	Blk	Stl
2015-16	26-7	488/18.8	97-182	.533	18-38	.474	40-63	.635	35-66	101	3.9	63-1	27	31	16	24	252/9.7
2016-17	19-19	515/27.1	105-244	.430	18-51	.353	32-47	.681	34-94	128	6.7	54-0	26	39	26	31	260/13.7
TOTAL	45-26	1003/22.3	202-426	.474	36-89	.404	72-110	.655	69-160	229	5.1	117-1	53	70	42	55	512/11.4



SOLOMON YOUNG

Fr. • F • 6-8, 240
Sacramento, Calif.

Miscellaneous Stats

Category	2016-17	Career
Double-Figure Points	2	2
5+ Rebounds	5	5

Consecutive Games w/10+ points -

CAREER HIGHS


FG:.....5, twice
 FGA:.....6, twice
 3FG:.....1 vs. Baylor (1-4-17)
 3FGA:.....1, three times
 FT:.....2, three times
 FTA:.....4, twice
 OReb:.....4 vs. Mississippi Valley State (12-20-16)
 DReb:.....4, twice
 Reb:.....7 vs. Mississippi Valley State (12-20-16)
 PF:.....5 vs. Savannah State (11-11-16)
 Points:.....12 vs. The Citadel (11-20-16)
 Assists:.....N/A
 TO:.....2, twice
 Blocks:.....2, twice
 Steals:.....2 vs. Omaha (12-5-16)
 Min:.....20 vs. The Citadel (11-20-16)

Year	GP-GS	Min/Avg	Total		3-Point		FT-FTA	Rebounds			PF-FO	Ast	TO	Blk	Stl	Pts/Avg	
			FG-FGA	Pct	FG-FGA	Pct		Pct	Off-Def	Tot							Avg
2016-17	15-0	150/10.0	23-36	.639	1-3	.333	9-15	.600	18-18	36	2.4	26-1	0	9	7	4	56/3.7
TOTAL	15-0	150/10.0	23-36	.639	1-3	.333	9-15	.600	18-18	36	2.4	26-1	0	9	7	4	56/3.7

RADIO/TV CHART



00 • Simeon Carter
6-8 - 227 - So. - F
Charlotte, N.C.
West Charlotte



1 • Nick Weiler-Babb
WHY-ler
6-5 - 200 - So. - G
Arlington, Texas
Arkansas/Arlington Martin



2 • Cameron Lard
6-9 - 220 - Fr. - F
Natchitoches, La.
Pro Vision Academy



3 • Ray Kasongo
kuh-SAHN-go
6-8 - 230 - Jr. - F
Toronto, Ontario
Tennessee/Coll. of Southern Idaho



4 • Donovan Jackson
6-2 - 175 - Jr. - G
Milwaukee, Wis.
Iowa Western CC/Pius X



5 • Merrill Holden
Muhrl
6-8 - 224 - Sr. - F
Chicago, Ill.
Louisiana Tech/Pratt CC



10 • Darrell Bowie
BOO-ee
6-8 - 218 - Sr. - F
Milwaukee, Wis.
N. Illinois/La Jolla Prep (Calif.)



11 • Monté Morris
MAHN-tay
6-3 - 175 - Sr. - G
Flint, Mich.
Beecher



13 • Jakolby Long
Juh-KOH-bee
6-5 - 208 - Fr. - G
Mustang, Okla.
Mustang



15 • Nazareth Mitrou-Long
Me-TRUE
6-4 - 203 - Sr. - G
Mississauga, Ontario
St. Martin




21 • Matt Thomas
6-5 - 193 - Sr. - G
Onalaska, Wis.
Onalaska



23 • Wes Greder
GRE-dur
6-5 - 189 - RFr. - G
Ames, Iowa
Gilbert




24 • Stuart Nezek
6-10 - 245 - Sr. - C
River Forest, Ill.
Fenwick



30 • Deonte Burton
6-5 - 250 - RJr. - G
Milwaukee, Wis.
Marquette/Vincent



33 • Solomon Young
6-8 - 240 - Fr. - F
Sacramento, Calif.
Sacramento



Steve Prohm
rhymes with Rome
Head Coach
2nd Season at ISU
Alabama '97




Neill Berry
Assistant Coach
2nd Season at ISU
Southeastern Louisiana '04



Daniyal Robinson
dan-YELL
Assistant Coach
2nd Season at ISU (4th overall)
Ark.-Little Rock '99



William Small
Assistant Coach
2nd Season at ISU
Belhaven '93



Micah Byars
Director of Operations
5th Season at ISU
West Florida '06



David Hobbs
Special Assistant To Head Coach
1st Season at ISU
VCU '72



Nate Schmidt
Coordinator of Player Development
3rd Season at ISU
Denison '14

CYCLONE SEASON BOX SCORES

Official Basketball Box Score -- Game Totals -- Final Statistics
Savannah State vs Iowa State
11-11-16 7:07 p.m. at Hilton Coliseum - Ames, Iowa

Savannah State 71 • 0-1

#	Player	Total			3-Ptr			Rebounds			PF	TP	A	TO	Blk	Stl	Min
		FG-FGA	FG-FGA	FT-FTA	FG-FGA	FG-FGA	FT-FTA	Off	Def	Tot							
00	KELLY, Robert	3-11	2-7	1-2	2	3	5	3	9	1	1	0	1	0	1	18	
01	DASENT, Austin	1-5	0-2	0-0	0	2	2	2	2	0	5	0	1	0	1	16	
04	MANASSA, Troyce	0-6	0-3	0-0	1	3	4	2	0	3	1	0	1	0	1	19	
11	FLOYD, Joshua	4-7	2-3	2-2	1	2	3	2	12	4	2	0	1	0	1	21	
30	GABEZ, A, Jahi	3-10	2-8	2-4	0	0	3	10	2	1	2	4	2	0	0	26	
02	DANIEL, Marlon	0-0	0-0	0-0	0	0	0	0	0	0	0	0	0	0	0	1	
03	SELLER, Zach	4-4	2-2	0-0	0	1	1	3	10	2	3	0	0	0	0	15	
12	WELLS, Caey	2-11	2-11	0-0	0	0	0	6	3	0	0	0	0	0	0	16	
14	GAINES, Jordan	3-9	1-3	2-3	3	3	6	3	9	1	3	0	1	0	1	22	
15	FELDER, Isaiah	0-3	0-3	0-0	1	1	1	0	0	2	0	1	1	0	1	11	
22	McCLANAHAN, Dexter	4-5	2-3	0-3	0	5	5	0	10	2	2	0	2	0	0	16	
34	GLENN, Maricus	1-1	0-0	0-0	1	1	2	1	2	0	0	0	0	0	0	9	
50	WILLIAMS, Kamil	0-4	0-3	1-2	0	2	2	0	1	2	2	0	0	0	0	9	
	Team	0	0	0	3	3											
	Totals	25-76	13-48	8-16	10	26	36	20	71	20	22	2	12	2	0	200	

FG % 1st Half: 14-38 36.8% 2nd half: 11-38 28.9% Game: 25-76 32.9%
3FG % 1st Half: 7-24 29.2% 2nd half: 6-24 25.0% Game: 13-48 27.1%
FT % 1st Half: 3-8 37.5% 2nd half: 5-8 62.5% Game: 8-16 50.0%

Iowa State 113 • 1-0

#	Player	Total			3-Ptr			Rebounds			PF	TP	A	TO	Blk	Stl	Min
		FG-FGA	FG-FGA	FT-FTA	FG-FGA	FG-FGA	FT-FTA	Off	Def	Tot							
05	Holden, Merrill	5-6	0-0	2-4	3	2	5	1	12	0	2	1	0	0	0	21	
11	Morris, Monte	9-11	2-3	1-2	0	2	2	1	21	11	0	0	3	0	0	26	
15	Mitrou-Long, Naz	8-15	2-8	0-0	2	8	10	2	18	7	3	0	2	0	0	24	
21	Thomas, Matt	5-14	2-8	2-2	1	5	6	2	14	3	2	0	1	0	0	25	
30	Burton, Deonte	3-7	0-1	1-2	2	7	9	1	7	2	5	1	2	0	0	19	
00	Carter, Simeon	2-2	0-0	2-3	1	1	2	0	6	0	0	0	0	0	0	4	
01	Weiler-Babb, Nick	3-5	0-1	0-0	3	4	7	1	6	4	0	0	2	0	0	21	
04	Jackson, Donovan	1-5	0-2	0-1	0	1	1	0	2	1	1	0	0	0	0	17	
10	Bowie, Darrell	3-8	0-0	2-2	2	8	10	2	8	1	4	0	1	0	0	16	
13	Long, Jakobly	2-5	2-3	0-0	0	2	2	1	6	1	1	0	0	0	0	9	
23	Greder, Wes	0-0	0-0	0-0	0	0	0	0	0	0	0	0	0	0	0	2	
24	Nezlek, Stuart	1-1	0-0	0-0	0	1	1	0	2	1	0	0	0	0	0	2	
33	Young, Solomon	5-6	0-0	1-4	1	4	5	5	11	0	2	1	0	0	0	14	
	Team	0	0	0	2	0	2										
	Totals	47-85	8-26	11-20	17	45	62	16	113	31	20	4	11	20	0	200	

FG % 1st Half: 24-43 55.8% 2nd half: 23-42 54.8% Game: 47-85 55.3%
3FG % 1st Half: 5-14 35.7% 2nd half: 3-12 25.0% Game: 8-26 30.8%
FT % 1st Half: 6-13 46.2% 2nd half: 5-7 71.4% Game: 11-20 55.0%

Officials: Tom Eades, Bret Smith, Craig Murley
Technical fouls: Savannah State-None. Iowa State-None.
Attendance: 14384
AP Ranking: ISU #24
Fouled Out: ISU #33 Young (0:19.1)

Score by periods	1st	2nd	Total
Savannah State	38	33	71
Iowa State	59	54	113

Points	In	Off	2nd	Fast	Bench
SSUM	18	14	2	7	38
ISU	74	22	29	22	41

Last FG - SSUM 2nd-04:46. ISU 2nd-00:32.
Largest lead - SSUM by 1 1st-16:58. ISU by 43 2nd-01:24.
SSUM led for 00:44. ISU led for 38:29. Game was tied for 00:47.

Score tied - 0 times.
Lead changed - 6 times.

Official Basketball Box Score -- Game Totals -- Final Statistics
The Citadel vs Iowa State
11-20-16 1:06 p.m. at Hilton Coliseum - Ames, Iowa

The Citadel 63 • 3-2

#	Player	Total			3-Ptr			Rebounds			PF	TP	A	TO	Blk	Stl	Min
		FG-FGA	FG-FGA	FT-FTA	FG-FGA	FG-FGA	FT-FTA	Off	Def	Tot							
01	Frankie Johnson	0-3	0-2	0-0	1	1	2	3	0	3	1	0	1	0	0	20	
02	Quayson Williams	4-11	4-10	3-4	1	3	4	2	15	1	3	0	2	0	0	26	
05	Warren Sledge	1-7	1-4	2-2	0	1	1	2	5	3	1	0	0	0	0	26	
10	Leandro Allende	1-7	1-4	0-0	0	0	0	2	3	0	1	0	0	0	0	11	
35	Zane Najdawi	2-5	1-2	1-3	0	1	1	5	6	0	2	0	0	0	0	18	
00	Preston Parks	3-13	1-7	0-0	0	3	3	1	7	6	3	1	1	0	0	23	
03	Matt Frierson	4-9	4-8	0-0	0	0	0	1	12	2	0	0	0	0	0	15	
04	Ezekiel Balogun	1-4	1-3	0-0	1	1	2	1	3	0	2	0	0	0	0	10	
11	Tom Koopman	0-2	0-0	0-0	1	2	3	0	0	0	0	0	0	0	0	8	
21	Bobby Duncan	0-0	0-0	0-0	0	1	1	1	0	0	1	0	1	0	0	5	
23	Kaelon Harris	4-11	2-5	0-1	2	6	8	4	10	0	3	0	0	0	0	23	
32	Brian White	1-5	0-0	0-0	1	3	4	2	2	1	0	1	1	0	0	15	
	Team	0	0	0	2	2	4										
	Totals	21-77	15-45	6-10	9	24	33	24	63	16	17	2	6	20	0	200	

FG % 1st Half: 7-40 17.5% 2nd half: 14-37 37.8% Game: 21-77 27.3%
3FG % 1st Half: 5-23 21.7% 2nd half: 10-22 45.5% Game: 15-45 33.3%
FT % 1st Half: 3-4 75.0% 2nd half: 3-6 50.0% Game: 6-10 60.0%

Iowa State 130 • 3-0

#	Player	Total			3-Ptr			Rebounds			PF	TP	A	TO	Blk	Stl	Min
		FG-FGA	FG-FGA	FT-FTA	FG-FGA	FG-FGA	FT-FTA	Off	Def	Tot							
05	Holden, Merrill	4-6	0-0	5-6	5	4	9	4	13	0	0	0	0	0	0	17	
11	Morris, Monte	8-12	1-4	0-0	0	10	10	2	17	10	0	0	0	2	0	22	
15	Mitrou-Long, Naz	11-19	2-7	2-3	1	6	7	0	26	6	0	0	0	0	0	21	
21	Thomas, Matt	6-9	4-5	2-2	1	4	5	0	18	1	0	0	0	0	0	24	
30	Burton, Deonte	3-7	0-1	1-2	0	3	3	3	7	2	0	2	2	0	0	17	
01	Weiler-Babb, Nick	4-8	0-0	2-3	2	4	6	1	10	5	2	0	3	0	0	21	
04	Jackson, Donovan	4-7	1-3	1-2	0	0	0	1	10	3	2	0	1	0	0	20	
10	Bowie, Darrell	5-5	0-0	3-4	1	9	10	2	13	4	3	0	2	0	0	18	
13	Long, Jakobly	1-4	0-2	0-0	2	3	5	0	2	0	0	0	0	0	0	14	
23	Greder, Wes	0-0	0-0	0-2	0	2	2	0	0	0	0	0	0	0	0	3	
24	Nezlek, Stuart	1-3	0-0	0-0	1	0	1	0	2	0	0	0	0	0	0	3	
33	Young, Solomon	5-6	0-0	2-2	2	3	5	2	12	0	1	0	0	0	0	20	
	Team	0	0	0	0	0	0										
	Totals	52-86	8-22	18-26	15	48	63	15	130	31	8	2	12	20	0	200	

FG % 1st Half: 24-43 55.8% 2nd half: 28-43 65.1% Game: 52-86 60.5%
3FG % 1st Half: 5-14 35.7% 2nd half: 3-8 37.5% Game: 8-22 36.4%
FT % 1st Half: 9-12 75.0% 2nd half: 9-14 64.3% Game: 18-26 69.2%

Officials: Tom O'Neill, Michael Greenstein, Brooks Wells
Technical fouls: The Citadel-None. Iowa State-None.
Attendance: 14228
AP Ranking: ISU #20
Fouled Out: Citadel #35 Najdawi @ 10:09

Score by periods	1st	2nd	Total
The Citadel	22	41	63
Iowa State	62	68	130

Points	In	Off	2nd	Fast	Bench
CIT	12	10	4	0	34
ISU	78	25	19	20	49

Last FG - CIT 2nd-01:16. ISU 2nd-00:00.
Largest lead - CIT None. ISU by 68 2nd-07:14.
CIT led for 00:00. ISU led for 39:45. Game was tied for 00:15.

Score tied - 0 times.
Lead changed - 0 times.

Official Basketball Box Score -- Game Totals -- Final Statistics
Mount St. Mary's vs Iowa State
11-14-16 7:06 p.m. at Hilton Coliseum - Ames, Iowa

Mount St. Mary's 55 • 0-2

#	Player	Total			3-Ptr			Rebounds			PF	TP	A	TO	Blk	Stl	Min
		FG-FGA	FG-FGA	FT-FTA	FG-FGA	FG-FGA	FT-FTA	Off	Def	Tot							
00	ROBINSON, Junior	2-11	1-4	2-2	0	2	2	0	2	2	0	7	2	2	0	29	
01	SALLAH, Mawdo	1-7	0-0	1-1	3	11	14	2	2	0	4	1	0	0	0	27	
05	WRAY, Chris	1-6	0-0	1-2	3	2	5	4	3	1	0	1	0	1	0	17	
23	ALEXANDER, Greg																

CYCLONE SEASON BOX SCORES

**Official Basketball Box Score -- Game Totals -- Final Statistics
Iowa State vs Miami
11-25-16 11 am ET at Lake Buena Vista, Fla. (HP Field House)**

Iowa State 73 • 5-0

#	Player	Total			3-Ptr			Rebounds			PF	TP	A	TO	Blk	Stl	Min
		FG-FGA	FG-FGA	FT-FTA	FG-FGA	FG-FGA	FT-FTA	Off	Def	Tot							
05	Holden, Merrill	1-3	0-0	4-6	4	2	6	5	6	0	0	0	1	20			
11	Morris, Monte	2-8	0-1	2-2	0	2	2	3	6	5	2	0	0	22			
15	Mitrou-Long, Naz	4-13	2-9	0-0	0	5	5	1	10	3	2	0	1	35			
21	Thomas, Matt	4-7	2-3	2-3	2	2	4	2	12	2	2	0	2	30			
30	Burton, Deonte	8-16	2-2	3-3	2	5	7	2	21	0	1	1	1	35			
01	Weiler-Babb, Nick	0-3	0-0	4-4	0	2	2	4	0	0	0	0	3	23			
04	Jackson, Donovan	3-6	2-4	0-0	0	2	2	2	8	0	2	0	1	18			
10	Bowie, Darrell	3-5	0-0	0-0	0	5	5	4	6	0	1	0	1	17			
Team					1	2	3										
Totals		25-61	8-19	15-18	9	27	36	21	73	10	10	1	10	200			

FG % 1st Half: 12-30 40.0% 2nd half: 13-31 41.9% Game: 25-61 41.0%
 3FG % 1st Half: 6-8 75.0% 2nd half: 2-11 18.2% Game: 8-19 42.1%
 FT % 1st Half: 5-7 71.4% 2nd half: 10-11 90.9% Game: 15-18 83.3%

Miami 56 • 4-1

#	Player	Total			3-Ptr			Rebounds			PF	TP	A	TO	Blk	Stl	Min
		FG-FGA	FG-FGA	FT-FTA	FG-FGA	FG-FGA	FT-FTA	Off	Def	Tot							
21	Kamari Murphy	1-5	0-0	2-2	2	10	12	3	4	0	4	0	0	32			
15	Ebuka Izundu	0-0	0-0	0-0	1	2	3	1	0	0	1	1	0	9			
00	Ja'Quan Newton	9-13	0-0	3-4	0	2	2	0	21	3	3	0	3	38			
03	Anthony Lawrence	1-6	0-2	4-5	0	2	2	4	6	0	2	0	1	24			
05	Davon Reed	2-9	1-7	8-9	1	2	3	0	13	1	3	0	1	36			
04	DJ Vasiljevic	2-7	1-5	0-0	0	0	0	1	5	0	1	0	1	16			
11	Bruce Brown	1-5	0-2	0-0	2	5	7	5	2	2	4	0	1	21			
20	Dewan Huell	2-5	0-0	1-2	2	4	6	4	5	0	1	1	0	24			
Team					0	2	2										
Totals		18-50	2-16	18-22	8	29	37	18	56	6	19	2	7	200			

FG % 1st Half: 10-25 40.0% 2nd half: 8-25 32.0% Game: 18-50 36.0%
 3FG % 1st Half: 2-9 22.2% 2nd half: 0-7 0.0% Game: 2-16 12.5%
 FT % 1st Half: 7-9 77.8% 2nd half: 10-11 90.9% Game: 18-22 81.8%

Officials: James Breeding, Tim Nestor, Brent Hampton
 Technical fouls: Iowa State-Thomas, Matt. Miami-None.
 Attendance: 1876
 Advocate Invitational Game Five

Score by periods	1st	2nd	Total
Iowa State	35	38	73
Miami	29	27	56

Points	In	Off	2nd	Fast	Bench
ISU	18	22	14	6	18
UM	24	16	11	4	12

**Official Basketball Box Score -- Game Totals -- Final Statistics
Iowa State vs Gonzaga
11-27-16 1:30 pm ET at Lake Buena Vista, Fla. (HP Field House)**

Iowa State 71 • 5-1

#	Player	Total			3-Ptr			Rebounds			PF	TP	A	TO	Blk	Stl	Min
		FG-FGA	FG-FGA	FT-FTA	FG-FGA	FG-FGA	FT-FTA	Off	Def	Tot							
05	Holden, Merrill	3-3	0-0	2-5	1	0	1	4	8	0	0	2	1	27			
11	Morris, Monte	6-16	1-4	1-1	3	2	5	1	14	9	1	0	1	37			
15	Mitrou-Long, Naz	5-12	4-9	2-2	1	8	9	3	16	2	2	0	0	34			
21	Thomas, Matt	1-6	0-4	0-0	0	2	2	0	2	1	1	0	0	29			
30	Burton, Deonte	13-24	3-5	0-0	4	8	12	3	29	0	1	2	0	36			
01	Weiler-Babb, Nick	1-1	0-0	0-0	2	0	2	2	2	1	0	0	0	15			
04	Jackson, Donovan	0-2	0-2	0-0	0	0	0	0	0	0	0	0	0	11			
10	Bowie, Darrell	0-2	0-0	0-0	1	1	2	0	0	0	0	0	0	11			
Team					1	0	1										
Totals		29-66	8-24	5-8	13	21	34	15	71	13	6	4	2	200			

FG % 1st Half: 15-34 43.8% 2nd half: 16-32 50.0% Game: 29-66 43.9%
 3FG % 1st Half: 5-15 33.3% 2nd half: 3-9 33.3% Game: 8-24 33.3%
 FT % 1st Half: 3-3 100.0% 2nd half: 2-5 40.0% Game: 5-8 62.5%

Gonzaga 73 • 6-0

#	Player	Total			3-Ptr			Rebounds			PF	TP	A	TO	Blk	Stl	Min
		FG-FGA	FG-FGA	FT-FTA	FG-FGA	FG-FGA	FT-FTA	Off	Def	Tot							
03	WILLIAMS, Johnathan	4-5	1-1	0-2	2	5	7	2	9	1	3	0	0	26			
04	KARNOWSKI, Przemek	5-13	0-1	1-2	3	5	8	2	11	5	1	1	0	22			
24	MATHEWS, Jordan	3-7	1-4	0-0	0	2	2	1	7	1	2	0	0	30			
05	WILLIAMS-GOSS, Nigel	6-10	6-8	0-0	0	4	4	0	18	4	2	0	0	37			
13	PERKINS, Josh	4-8	3-6	1-2	0	4	4	0	12	5	2	0	1	35			
00	MELSON, Silas	0-4	0-3	0-0	1	0	1	2	0	1	0	0	0	18			
32	COLLINS, Zach	2-3	1-1	4-6	1	1	2	1	9	0	0	0	0	18			
33	TILLIE, Killian	3-5	1-1	0-0	1	4	5	2	7	1	1	0	0	14			
Team					1	0	1										
Totals		27-55	13-25	6-12	9	25	34	11	73	18	11	1	1	200			

FG % 1st Half: 20-31 64.5% 2nd half: 7-24 29.2% Game: 27-55 49.1%
 3FG % 1st Half: 8-12 66.7% 2nd half: 5-13 38.5% Game: 13-25 52.0%
 FT % 1st Half: 1-2 50.0% 2nd half: 5-10 50.0% Game: 6-12 50.0%

Officials: Karl Hess, Raymie Styns, Olandis Poole
 Technical fouls: Iowa State-None. Gonzaga-None.
 Attendance: 2305
 Advocate Invitational Championship Game

Score by periods	1st	2nd	Total
Iowa State	34	37	71
Gonzaga	49	24	73

Points	In	Off	2nd	Fast	Bench
ISU	24	14	15	0	2
GON	26	2	14	4	16

Last FG - ISU 2nd-03:02, GON 2nd-05:40.
 Largest lead - ISU None, GON by 18 2nd-17:16.
 ISU led for 00:00. GON led for 39:10. Game was tied for 00:41.

Score tied - 2 times.
 Lead changed - 0 times.

**Official Basketball Box Score -- Game Totals -- Final Statistics
Cincinnati vs Iowa State
12-01-16 8:01 p.m. at Hilton Coliseum - Ames, Iowa**

Cincinnati 55 • 6-1

#	Player	Total			3-Ptr			Rebounds			PF	TP	A	TO	Blk	Stl	Min
		FG-FGA	FG-FGA	FT-FTA	FG-FGA	FG-FGA	FT-FTA	Off	Def	Tot							
01	EVANS, Jacob	4-12	1-5	2-2	1	2	3	1	11	2	3	0	1	42			
10	CAUPAIN, Troy	2-11	0-6	3-3	1	9	10	2	7	1	3	1	1	42			
11	CLARK, Gary	5-8	0-1	1-2	4	6	10	2	11	2	2	3	0	37			
24	WASHINGTON, Kyle	6-15	1-3	0-1	4	6	10	3	13	1	1	1	0	31			
25	JOHNSON, Kevin	4-10	1-5	2-2	0	4	4	2	11	1	0	0	1	39			
00	MOORE, Quadri	0-1	0-0	0-0	0	1	1	0	0	0	0	0	1	2			
03	JENIFER, Justin	0-1	0-0	0-0	0	0	0	1	0	1	0	0	0	5			
13	SCOTT, Tre	0-1	0-0	0-0	2	1	3	0	0	1	1	0	0	12			
33	BROOKS, Nysier	1-1	0-0	0-0	3	1	4	1	2	0	2	0	0	8			
34	CUMBERLAND, Jarron	0-2	0-1	0-0	0	0	0	1	0	0	0	0	0	7			
Team					1	0	1										
Totals		22-62	3-21	8-10	16	30	46	13	55	9	14	5	4	225			

FG % 1st Half: 9-28 32.1% 2nd half: 12-31 38.7% OT: 1-3 33.3% Game: 22-62 35.5%
 3FG % 1st Half: 3-13 23.1% 2nd half: 0-7 0.0% OT: 0-1 0.0% Game: 3-21 14.3%
 FT % 1st Half: 4-4 100.0% 2nd half: 1-2 50.0% OT: 3-4 75.0% Game: 8-10 80.0%

Iowa State 54 • 5-2

#	Player	Total			3-Ptr			Rebounds			PF	TP	A	TO	Blk	Stl	Min
		FG-FGA	FG-FGA	FT-FTA	FG-FGA	FG-FGA	FT-FTA	Off	Def	Tot							
05	Holden, Merrill	0-1	0-0	0-0	0	2	2	4	0	0	1	0	0	16			
11	Morris, Monte	7-16	0-3	1-1	1	1	2	0	15	2	1	1	0	39			
15	Mitrou-Long, Naz	0-7	0-5	0-0	1	1	2	1	0	1	1	0	1	37			
21	Thomas, Matt	5-11	3-8	0-0	1	6	7	2	13	0	3	0	4	35			
30	Burton, Deonte	4-13	1-3	0-0	5	3	8	3	9	0	0	0	0	30			
01	Weiler-Babb, Nick	1-3	0-0	0-0	0	3	3	0	2	1	0	0	0	21			
04	Jackson, Donovan	1-2	1-2	1-2	0	0	0	1	4	0	0	0	0	11			
10	Bowie, Darrell	4-7	0-0	3-8	2	5	7	2	11	1	0	2	1	36			
Team					0	3	3										
Totals		22-60	5-21	5-11	10	24	34	13	54	5	7	3	6	225			

FG % 1st Half: 9-20 45.0% 2nd half: 11-32 34.4% OT: 2-8 25.0% Game: 22-60 36.7%
 3FG % 1st Half: 3-11 27.3% 2nd half: 2-7 28.6% OT: 0-3 0.0% Game: 5-21 23.8%
 FT % 1st Half: 3-8 37.5% 2nd half: 2-3 66.7% OT: 0-0 0.0% Game: 5-11 45.5%

Officials: Kelly Self, James Luckie, Chris Rastatter
 Technical fouls: Cincinnati-None. Iowa State-None.
 Attendance: 14384
 AP Ranking: ISU #19
 Fouled Out: none

Score by periods	1st	2nd	OT	Total
Cincinnati	25	25	5	

CYCLONE SEASON BOX SCORES

Official Basketball Box Score -- Game Totals -- Final Statistics Iowa State vs Iowa 12/08/16 7 p.m. at Carver-Hawkeye Arena - Iowa City, IA

Iowa State 64 • 6-3

#	Player	Total			3-Ptr			Rebounds			PF	TP	A	TO	Blk	Stl	Min
		FG-FGA	FG-FGA	FT-FTA	Off	Def	Tot	Off	Def	Tot							
05	Holden, Merrill	r	0-1	0-0	1-2	1	0	1	2	1	0	1	0	0	0	13	
30	Burton, Deonte	r	5-13	0-3	0-0	3	5	8	3	10	2	2	0	1	30		
11	Morris, Monte	g	4-15	2-6	0-1	1	4	5	3	10	5	2	0	1	37		
15	Mitrou-Long, Naz	g	3-8	2-6	2-2	1	0	1	4	10	0	2	0	2	26		
21	Thomas, Matt	g	6-14	2-7	0-0	1	5	6	4	14	0	0	0	1	25		
01	Weiler-Babb, Nick	g	4-8	1-4	1-2	0	4	4	2	10	1	1	0	1	24		
04	Jackson, Donovan	g	0-4	0-3	0-0	0	0	0	2	0	1	0	0	0	12		
10	Bowie, Darrell	g	2-5	1-1	0-0	3	5	8	4	5	0	3	1	0	19		
33	Young, Solomon	g	1-2	0-0	2-2	1	1	2	1	4	0	0	0	1	14		
Team						2	2	4									
Totals			25-70	8-30	6-9	13	26	39	25	64	9	11	1	7	200		

FG % 1st Half: 11-32 34.4% 2nd half: 14-38 36.8% Game: 25-70 35.7% Deadball Rebounds 0
 3FG % 1st Half: 3-15 20.0% 2nd half: 5-15 33.3% Game: 8-30 26.7%
 FT % 1st Half: 4-4 100.0% 2nd half: 2-5 40.0% Game: 6-9 66.7%

Iowa State 78 • 5-5

#	Player	Total			3-Ptr			Rebounds			PF	TP	A	TO	Blk	Stl	Min
		FG-FGA	FG-FGA	FT-FTA	Off	Def	Tot	Off	Def	Tot							
00	Wagner, Ahmad	r	1-2	0-0	2-4	2	3	5	3	4	2	2	0	0	21		
03	Pemsl, Cordell	r	4-7	0-0	3-5	1	4	5	3	11	0	2	1	0	28		
03	Bohannon, Jordan	g	2-8	2-6	2-2	0	5	5	1	8	4	3	0	0	30		
04	Moss, Isaiah	g	6-11	1-4	1-2	2	2	4	1	14	1	1	1	1	31		
14	Jok, Peter	g	9-17	4-7	1-2	0	9	9	3	23	3	4	0	2	35		
10	Williams, Christian	g	0-1	0-1	2-2	0	1	1	0	2	2	1	0	0	11		
24	Ellingson, Brady	g	1-1	1-1	0-0	0	2	2	0	3	1	0	0	0	12		
20	Uhl, Dom	g	1-4	1-1	0-0	0	2	2	0	3	0	0	0	0	15		
51	Baer, Nicholas	g	2-4	0-2	6-7	2	6	8	4	10	0	0	1	2	17		
Team						0	1	1									
Totals			26-55	9-22	17-24	7	35	42	15	78	13	13	3	5	200		

FG % 1st Half: 16-27 59.3% 2nd half: 10-28 35.7% Game: 26-55 47.3% Deadball Rebounds 3
 3FG % 1st Half: 6-10 60.0% 2nd half: 3-12 25.0% Game: 9-22 40.9%
 FT % 1st Half: 6-10 60.0% 2nd half: 11-14 78.6% Game: 17-24 70.8%

Officials: Terry Wymer, Tom Eades, Bert Smith
 Technical fouls: Iowa State-None. Iowa-None.
 Attendance: 13956
 Iowa Corn Cy-Hawk Series

Score by periods	1st	2nd	Total
Iowa State	29	35	64
Iowa	44	34	78

	Points	In Paint	Off T/O	2nd Chance	Fast Break	Bench
Iowa State	24	5	11	4	19	
Iowa	28	9	3	13	18	

Score tied - 0 times.
 Lead changed - 3 times.

Official Basketball Box Score -- Game Totals -- Final Statistics Miss. Valley State vs Iowa State 12-20-16 6:06 p.m. at Hilton Coliseum - Ames, Iowa

Miss. Valley State 60 • 0-12

#	Player	Total			3-Ptr			Rebounds			PF	TP	A	TO	Blk	Stl	Min
		FG-FGA	FG-FGA	FT-FTA	Off	Def	Tot	Off	Def	Tot							
03	Darrell Riley	r	8-20	0-1	2-2	1	4	5	3	18	1	1	0	1	35		
05	Rashaan Surles	r	2-10	0-4	0-0	1	1	2	2	4	2	2	1	0	22		
10	Tajay Henry	r	1-3	0-0	1-2	2	2	4	1	3	0	2	1	0	24		
11	Kylan Phillips	r	3-6	2-3	0-0	0	2	2	2	8	2	1	0	2	32		
23	Amos Given	r	1-6	0-0	2-4	2	2	4	1	4	0	2	0	1	19		
00	Vacha Vaughn	r	1-4	0-1	1-3	2	1	3	3	3	1	1	0	2	14		
12	Lorenzo Hunt	r	0-1	0-0	0-0	1	1	2	0	0	0	0	0	0	14		
13	Jabari Alex	r	1-2	0-0	0-0	1	2	3	0	2	0	0	0	1	11		
24	Isaac Williams	r	6-14	3-9	3-3	2	0	2	1	18	0	1	0	0	25		
33	Jamal Watson	r	0-0	0-0	0-0	0	0	0	0	0	0	0	0	0	4		
Team						1	0	1									
Totals			23-66	5-18	9-14	13	15	28	15	60	6	10	2	8	200		

FG % 1st Half: 15-35 42.9% 2nd half: 8-31 25.8% Game: 23-66 34.8% Deadball Rebounds 1
 3FG % 1st Half: 4-10 40.0% 2nd half: 1-8 12.5% Game: 5-18 27.8%
 FT % 1st Half: 1-2 50.0% 2nd half: 8-12 66.7% Game: 9-14 64.3%

Iowa State 88 • 8-3

#	Player	Total			3-Ptr			Rebounds			PF	TP	A	TO	Blk	Stl	Min
		FG-FGA	FG-FGA	FT-FTA	Off	Def	Tot	Off	Def	Tot							
10	Bowie, Darrell	r	2-4	0-0	1-2	0	2	2	1	5	4	4	1	1	21		
11	Morris, Monte	r	5-8	1-3	2-2	0	4	4	1	13	4	1	0	1	30		
15	Mitrou-Long, Naz	r	6-10	6-9	1-2	0	4	4	2	19	4	2	1	1	34		
21	Thomas, Matt	r	9-14	3-7	2-2	1	7	8	1	23	0	1	0	0	33		
30	Burton, Deonte	r	3-5	0-0	2-2	2	7	9	2	8	3	2	0	2	22		
00	Carter, Simeon	r	0-0	0-0	0-0	0	0	0	0	0	0	0	0	0	1		
01	Weiler-Babb, Nick	r	0-0	0-0	0-0	0	2	2	0	0	0	2	0	0	6		
04	Jackson, Donovan	r	3-5	3-5	0-0	2	2	3	9	6	1	0	0	0	26		
05	Holden, Merrill	r	1-3	0-0	1-2	0	0	0	0	3	0	0	0	0	7		
13	Long, Jakobly	r	0-0	0-0	0-0	0	0	0	0	0	0	0	0	0	3		
23	Greder, Wes	r	0-2	0-2	0-0	0	0	0	0	0	0	0	0	0	2		
33	Young, Solomon	r	3-5	0-0	2-4	4	3	7	2	8	0	2	1	0	15		
Team						3	2	5									
Totals			32-56	13-26	11-16	10	33	43	12	88	21	15	3	5	200		

FG % 1st Half: 17-28 60.7% 2nd half: 15-28 53.6% Game: 32-56 57.1% Deadball Rebounds 4,1
 3FG % 1st Half: 7-12 58.3% 2nd half: 6-14 42.9% Game: 13-26 50.0%
 FT % 1st Half: 3-4 75.0% 2nd half: 8-12 66.7% Game: 11-16 68.8%

Officials: John Higgins, Patrick Adams, Kerby Siltou
 Technical fouls: Miss. Valley State-None. Iowa State-None.
 Attendance: 13692
 Fouled Out: None

Score by periods	1st	2nd	Total
Miss. Valley State	35	25	60
Iowa State	44	44	88

	Points	In Paint	Off T/O	2nd Chance	Fast Break	Bench
Miss. Valley State	26	17	12	4	23	
Iowa State	30	12	11	10	20	

Score tied - 1 time.
 Lead changed - 4 times.

Official Basketball Box Score -- Game Totals -- Final Statistics Drake vs Iowa State 12-17-16 6:08 p.m. at Wells Fargo Arena - Des Moines, Iowa

Drake 80 • 1-9

#	Player	Total			3-Ptr			Rebounds			PF	TP	A	TO	Blk	Stl	Min
		FG-FGA	FG-FGA	FT-FTA	Off	Def	Tot	Off	Def	Tot							
02	Wampler, Billy	r	9-12	3-6	2-2	1	6	7	1	23	1	3	0	0	32		
03	Woodward, Graham	r	2-5	0-0	0-0	0	1	1	2	4	0	1	0	0	13		
10	Thomas, T.J.	r	1-4	0-1	4-4	4	5	9	4	6	2	1	2	0	22		
12	Timmer, Reed	r	6-14	2-5	1-1	1	1	2	0	15	1	1	0	0	23		
32	Kuenstling, Kory	r	0-3	0-0	0-0	4	0	4	3	0	0	0	0	0	13		
00	Rivers, C.J.	r	1-6	0-1	0-0	0	5	5	0	2	6	1	0	0	22		
04	McMurray, De'Antae	r	6-12	2-4	0-0	0	2	2	3	14	4	1	0	0	28		
11	Enevold, Jacob	r	2-2	0-0	0-0	2	5	7	2	4	0	1	0	0	12		
22	Schlatter, Casey	r	2-3	1-1	1-2	0	2	2	3	6	0	2	0	0	9		
28	Arongundade, Ore	r	2-11	2-6	0-0	0	2	2	1	6	0	0	0	1	20		
35	McGlynn, Nick	r	0-2	0-0	0-0	0	1	1	2	0	0	0	0	0	6		
Team						1	1	2									
Totals			31-74	10-24	8-9	13	31	44	21	80	14	10	3	1	200		

FG % 1st Half: 15-38 39.5% 2nd half: 16-36 44.4% Game: 31-74 41.9% Deadball Rebounds 0
 3FG % 1st Half: 6-14 42.9% 2nd half: 4-10 40.0% Game: 10-24 41.7%
 FT % 1st Half: 4-4 100.0% 2nd half: 4-5 80.0% Game: 8-9 88.9%

Iowa State 97 • 7-3

#	Player	Total			3-Ptr			Rebounds			PF	TP	A	TO	Blk	Stl	Min
		FG-FGA	FG-FGA	FT-FTA	Off	Def	Tot	Off	Def	Tot							
10	Bowie, Darrell	r	5-11	1-2	1-4	6	2	8	3	12	0	1	1	0	27		
11	Morris, Monte	r	7-12	1-4	5-5	2	5	7	0	20	4	0	1	0	35		
15	Mitrou-Long, Naz	r	14-18	8-12	1-2	2	4	6	1	37	5	1	0	1	34		
21	Thomas, Matt	r	2-														

CYCLONE SEASON BOX SCORES



Official Basketball Box Score -- Game Totals -- Final Statistics
Iowa State vs Baylor
 01/04/17 7 p.m. at Ferrell Center (Waco, Texas)



Official Basketball Box Score -- Game Totals -- Final Statistics
Texas vs Iowa State
 01-07-17 8:15 p.m. at Hilton Coliseum - Ames, Iowa

Iowa State 63 • 9-4 (1-1)

#	Player	Total			3-Ptr			Rebounds			PF	TP	A	TO	Blk	Stl	Min
		FG-FGA	FG-FGA	FT-FTA	FG-FGA	FG-FGA	FT-FTA	Off	Def	Tot							
10	Bowie, Darrell	f	2-4	0-1	1-4	1	4	5	2	5	2	2	0	0	0	26	
11	Morris, Monte	g	4-18	1-4	3-4	1	6	7	1	12	5	1	0	1	36		
15	Mitrou-Long, Naz	g	7-11	3-6	0-0	1	3	4	2	17	3	0	0	0	36		
21	Thomas, Matt	g	2-8	2-6	0-0	1	2	3	0	6	2	0	0	2	34		
30	Burton, Deonte	g	5-13	1-1	0-0	2	2	4	11	0	1	0	0	2	17		
01	Weiler-Babb, Nick	g	2-2	2-2	1-3	0	3	3	1	7	3	1	0	2	24		
04	Jackson, Donovan	g	0-2	0-1	0-0	0	0	0	0	0	1	0	0	0	12		
05	Holden, Merrill	g	0-0	0-0	0-0	0	0	0	2	0	0	0	1	0	3		
33	Young, Solomon	g	2-3	1-1	0-0	0	0	0	4	5	0	0	0	0	12		
Team						1	1	2									
Totals			24-61	10-22	5-11	7	21	28	16	63	16	5	1	7	200		

FG % 1st Half: 12-31 38.7% 2nd half: 12-30 40.0% Game: 24-61 39.3%
 3FG % 1st Half: 8-15 53.3% 2nd half: 2-7 28.6% Game: 10-22 45.5%
 FT % 1st Half: 4-6 66.7% 2nd half: 1-5 20.0% Game: 5-11 45.5%

Baylor 65 • 14-0 (2-0) #2/3

#	Player	Total			3-Ptr			Rebounds			PF	TP	A	TO	Blk	Stl	Min
		FG-FGA	FG-FGA	FT-FTA	FG-FGA	FG-FGA	FT-FTA	Off	Def	Tot							
00	Lual-Acuil Jr., Jo	f	6-10	0-1	3-5	2	6	8	4	15	0	1	1	0	24		
05	Motley, Johnathan	f	6-9	0-0	1-2	3	9	12	2	13	1	4	1	1	37		
20	Lecomte, Manu	g	3-10	0-4	1-2	0	1	1	0	7	2	4	0	0	33		
22	McClure, King	g	3-4	1-2	0-0	0	3	3	2	7	1	0	0	1	11		
24	Wainright, Ishmail	g	1-8	0-4	0-0	3	4	7	2	8	1	0	0	0	25		
01	Mitchell, Wendell	g	0-1	0-1	0-0	0	0	0	0	0	0	0	0	0	3		
13	Lindsey, Jake	g	4-7	2-3	0-0	1	1	2	2	10	1	0	1	0	26		
25	Freeman, Al	g	0-5	0-2	4-4	0	1	1	1	4	0	1	0	0	22		
31	Maston, Terry	g	3-5	0-0	1-2	4	5	9	1	7	2	2	0	0	19		
Team						1	3	4									
Totals			26-59	3-17	10-15	14	33	47	14	65	15	13	3	2	200		

FG % 1st Half: 16-38 42.1% 2nd half: 10-21 47.6% Game: 26-59 44.1%
 3FG % 1st Half: 2-12 16.7% 2nd half: 1-5 20.0% Game: 3-17 17.6%
 FT % 1st Half: 3-7 42.9% 2nd half: 7-8 87.5% Game: 10-15 66.7%

Officials: R- Joe DeRosa, U1- Tom Eades, U2- Darron George
 Technical fouls: Iowa State-None. Baylor-None.
 Attendance: 7582

Score by periods	1st	2nd	Total
Iowa State	36	27	63
Baylor	37	28	65

Points	In	Off	2nd	Fast	Bench
ISU	Paint	T/O	Chance	Break	
Iowa State	24	21	4	4	12
ISU	40	6	11	2	21

Last FG - ISU 2nd-02:22, BU 2nd-00:08.
 Largest lead - ISU by 6 2nd-07:05, BU by 8 1st-16:46.
 ISU led for 14:13. BU led for 20:02. Game was tied for 05:45.

Score tied - 7 times.
 Lead changed - 9 times.



Official Basketball Box Score -- Game Totals -- Final Statistics
Iowa State vs Oklahoma State
 01/11/17 8 p.m. at Gallagher-Iba Arena (Stillwater, Okla.)



Official Basketball Box Score -- Game Totals -- Final Statistics
Iowa State vs TCU
 01/14/17 4:30 at Fort Worth, Texas (Schollmaier Arena)

Iowa State 96 • 11-4, 3-1 Big 12

#	Player	Total			3-Ptr			Rebounds			PF	TP	A	TO	Blk	Stl	Min
		FG-FGA	FG-FGA	FT-FTA	FG-FGA	FG-FGA	FT-FTA	Off	Def	Tot							
10	Bowie, Darrell	f	6-10	0-1	1-1	2	1	3	2	13	2	1	2	2	31		
11	Morris, Monte	g	10-16	4-5	6-6	2	3	5	0	30	5	0	0	4	39		
15	Mitrou-Long, Naz	g	6-11	1-5	4-7	1	5	6	4	17	4	1	0	0	34		
21	Thomas, Matt	g	7-12	4-9	1-2	1	3	4	3	19	2	0	0	3	32		
30	Burton, Deonte	g	5-12	1-2	1-1	2	4	6	4	12	4	3	3	2	27		
01	Weiler-Babb, Nick	g	0-0	0-0	0-0	1	1	2	2	0	0	1	0	0	9		
04	Jackson, Donovan	g	1-6	0-4	0-0	0	2	2	2	2	1	2	0	1	20		
33	Young, Solomon	g	1-2	0-0	1-1	0	0	0	0	3	0	1	0	1	8		
Team						5	0	5									
Totals			36-69	10-26	14-18	14	19	33	17	96	18	10	5	13	200		

FG % 1st Half: 20-37 54.1% 2nd half: 16-32 50.0% Game: 36-69 52.2%
 3FG % 1st Half: 5-14 35.7% 2nd half: 5-12 41.7% Game: 10-26 38.5%
 FT % 1st Half: 2-3 66.7% 2nd half: 12-15 80.0% Game: 14-18 77.8%

Oklahoma State 86 • 10-6, 0-4 Big 12

#	Player	Total			3-Ptr			Rebounds			PF	TP	A	TO	Blk	Stl	Min
		FG-FGA	FG-FGA	FT-FTA	FG-FGA	FG-FGA	FT-FTA	Off	Def	Tot							
12	McGriff, Cameron	f	4-7	1-1	1-2	1	5	6	3	10	1	1	0	0	25		
23	Hammonds, Leyton	f	4-6	0-1	0-0	3	1	4	5	8	1	2	1	0	26		
01	Evans, Jawun	g	4-14	0-3	4-4	0	1	1	3	12	7	3	0	1	36		
13	Correll, Phil	g	9-11	4-6	2-2	1	1	2	3	24	0	2	0	2	33		
30	Carroll, Jeffrey	g	9-14	1-4	2-3	2	5	7	0	21	3	3	0	0	38		
00	Averette, Brandon	g	0-0	0-0	0-0	0	5	5	0	0	5	2	0	0	18		
04	Dziagwa, Thomas	g	1-4	1-4	0-0	0	0	0	0	3	0	0	0	0	9		
24	Dillard, Davon	g	1-2	0-1	0-0	1	2	3	0	2	0	2	0	0	5		
41	Solomon, Mitchell	g	2-6	0-0	2-2	3	3	6	5	6	0	1	4	0	20		
Team						2	0	2									
Totals			34-64	7-20	11-13	13	23	36	19	86	17	16	5	3	200		

FG % 1st Half: 18-27 66.7% 2nd half: 16-37 43.2% Game: 34-64 53.1%
 3FG % 1st Half: 5-11 45.5% 2nd half: 2-9 22.2% Game: 7-20 35.0%
 FT % 1st Half: 5-6 83.3% 2nd half: 6-7 85.7% Game: 11-13 84.6%

Officials: Gary Maxwell, Paul Janssen, Marques Pettigrew
 Technical fouls: Iowa State-None. Oklahoma State-None.
 Attendance: 6066
 Foul Outs: OSU-#41 Solomon (2:02), #23 Hammonds (0:17)

Score by periods	1st	2nd	Total
Iowa State	47	49	96
Oklahoma State	46	40	86

Points	In	Off	2nd	Fast	Bench
ISU	Paint	T/O	Chance	Break	
Iowa State	44	15	10	19	5
OSU	50	15	12	5	11

Last FG - ISU 2nd-00:49, OSU 2nd-00:00.
 Largest lead - ISU by 12 2nd-00:09, OSU by 5 2nd-10:03.
 ISU led for 29:57, OSU led for 08:44. Game was tied for 01:19.

Score tied - 2 times.
 Lead changed - 10 times.

Texas 70 • 7-8, 1-2 Big 12

#	Player	Total			3-Ptr			Rebounds			PF	TP	A	TO	Blk	Stl	Min
		FG-FGA	FG-FGA	FT-FTA	FG-FGA	FG-FGA	FT-FTA	Off	Def	Tot							
00	Mack, Tevin	f	6-13	2-6	1-2	3	3	6	2	15	1	2	1	0	34		
01	Jones, Andrew	f	5-7	2-3	2-3	0	7	7	2	14	2	3	0	0	29		
12	Roach Jr., Kerwin	f	7-9	4-4	3-6	1	1	2	3	21	5	3	1	1	37		
31	Allen, Jarrett	f	5-10	0-0	1-2	0	7	7	2	11	1	7	3	0	35		
32	Clare, Shaquille	f	3-7	0-0	0-0	1	6	7	1	6	0	1	0	0	14		
03	Young, Jacob	g	0-2	0-2	1-1	1	2	3	2	1	2	2	0	1	24		
04	Banks, James	g	0-0	0-0	0-0	0	0	0	0	0	0	0	1	0	8		
10	Davis Jr., Eric	g	1-3	0-1	0-0	0	1	1	2	2	1	1	0	0	19		
Team						1	1	2									
Totals			27-51	8-16	8-16	7	28	35	14	70	12	19	6	2	200		

FG % 1st Half: 12-24 50.0% 2nd half: 15-27 55.6% Game: 27-51 52.9%
 3FG % 1st Half: 3-8 37.5% 2nd half: 5-8 62.5% Game: 8-16 50.0%
 FT % 1st Half: 4-8 50.0% 2nd half: 4-8 50.0% Game: 8-16 50.0%

Iowa State 79 • 10-4, 2-1 Big 12

#	Player	Total			3-Ptr			Rebounds			PF	TP	A	TO	Blk	Stl	Min
		FG-FGA	FG-FGA	FT-FTA	FG-FGA	FG-FGA	FT-FTA	Off	Def	Tot							
10	Bowie, Darrell	f	3-9	0-0	0-2	1	0	1	2	6	1	0	0	2	19		
11	Morris, Monte	g	8-15	3-7	3-4	3	7	10	0	22	6	0	0	2	38		
15	Mitrou-Long, Naz	g	4-11	3-8	0-0	0	1	1	0	11	4	3	0	1	36		
21	Thomas, Matt	g	2-6	1-3	0-0	1	0	1	0	5	3	2	0	4	30		
30	Burton, Deonte	g	12-17	3-4	0-3	1	4	5</									

CYCLONE SEASON BOX SCORES

Official Basketball Box Score -- Game Totals -- Final Statistics
Kansas vs Iowa State

01-16-17 8:07 p.m. at Hilton Coliseum - Ames, Iowa

Kansas 76 • 17-1, 6-0 (#2)

#	Player	Total			3-Ptr			Rebounds			PF	TP	A	TO	Blk	Stl	Min
		FG-FGA	FG-FGA	FT-FTA	FG-FGA	FG-FGA	FT-FTA	Off	Def	Tot							
00	Mason III, Frank	7-12	2-3	0-1	0	6	6	0	16	1	3	0	1	33			
04	Graham, Devonte'	3-8	1-3	2-4	0	2	2	0	9	8	2	0	2	37			
10	Mykhailiuk, Svi	5-7	3-5	0-0	1	5	6	3	13	0	1	0	0	33			
11	Jackson, Josh	3-11	0-2	0-0	3	5	8	5	6	5	4	2	0	27			
32	Lucas, Landen	7-9	0-0	0-0	3	3	6	3	14	1	4	1	0	28			
03	Vick, Lagerald	4-6	0-2	0-0	2	3	5	1	8	3	3	2	1	27			
15	Bragg Jr., Carlton	5-9	0-0	0-0	5	1	6	2	10	0	1	0	0	15			
Team					0 2 2												
Totals		34-62	6-15	2-5	14	27	41	14	76	18	18	5	4	200			
FG % 1st Half:		19-31	61.3%	2nd half:	15-31	48.4%	Game:	34-62	54.8%	Deadball							
3FG % 1st Half:		4-10	40.0%	2nd half:	2-5	40.0%	Game:	6-15	40.0%	Rebounds							
FT % 1st Half:		1-2	50.0%	2nd half:	1-3	33.3%	Game:	2-5	40.0%								

Iowa State 72 • 11-6, 3-3

#	Player	Total			3-Ptr			Rebounds			PF	TP	A	TO	Blk	Stl	Min
		FG-FGA	FG-FGA	FT-FTA	FG-FGA	FG-FGA	FT-FTA	Off	Def	Tot							
10	Bowie, Darrell	0-6	0-2	0-0	0	0	0	2	0	0	1	0	2	13			
11	Morris, Monte	9-15	3-4	2-2	2	5	7	2	23	7	3	1	0	40			
15	Mitrou-Long, Naz	7-13	3-9	1-2	0	2	2	3	18	3	1	0	2	31			
21	Thomas, Matt	2-5	2-5	0-0	0	0	0	0	6	0	1	0	1	33			
30	Burton, Deonte	9-21	1-6	2-4	1	4	5	2	21	0	3	3	1	34			
01	Weiler-Babb, Nick	0-2	0-1	2-2	3	4	7	1	2	3	1	1	1	27			
04	Jackson, Donovan	0-0	0-0	0-0	0	0	0	0	2	0	0	0	0	16			
33	Young, Solomon	1-1	0-0	0-0	0	0	0	2	2	0	0	0	0	6			
Team					2 1 3												
Totals		28-63	9-27	7-10	8	16	24	12	72	15	10	5	11	200			
FG % 1st Half:		16-32	50.0%	2nd half:	12-31	38.7%	Game:	28-63	44.4%	Deadball							
3FG % 1st Half:		3-12	25.0%	2nd half:	6-15	40.0%	Game:	9-27	33.3%	Rebounds							
FT % 1st Half:		2-2	100.0%	2nd half:	5-8	62.5%	Game:	7-10	70.0%								

Officials: Joe DeRosa, Doug Simons, Bert Smith
 Technical fouls: Kansas-None. Iowa State-None.
 Attendance: 14384
 Fouled Out: KU #11 Jackson @ 0:14.6

Score by periods	1st	2nd	Total
Kansas	43	33	76
Iowa State	37	35	72

	In	Off	2nd	Fast	Bench
Points	Paint	T/O	Chance	Break	
KU	52	15	10	6	18
ISU	28	15	13	8	4

Last FG - KU 2nd-00:18, ISU 2nd-00:26.
 Largest lead - KU by 10 1st-09:37, ISU by 2 1st-18:09.
 KU led for 36:22, ISU led for 01:00. Game was tied for 02:38.

Score tied - 4 times.
 Lead changed - 4 times.

Official Basketball Box Score -- Game Totals -- Final Statistics
Iowa State vs Oklahoma

1/21/17 1 p.m. CT at Norman, Okla. (Lloyd Noble Center)

Iowa State 92 • 12-6, 4-3

#	Player	Total			3-Ptr			Rebounds			PF	TP	A	TO	Blk	Stl	Min
		FG-FGA	FG-FGA	FT-FTA	FG-FGA	FG-FGA	FT-FTA	Off	Def	Tot							
10	Bowie, Darrell	0-1	0-0	1-2	4	2	6	1	1	1	1	0	0	14			
11	Morris, Monte	7-16	1-5	4-6	2	2	4	2	19	8	2	0	3	49			
15	Mitrou-Long, Naz	7-16	2-10	4-5	0	6	6	2	20	2	2	0	6	38			
21	Thomas, Matt	4-13	3-9	0-0	1	3	4	2	11	2	4	0	4	44			
30	Burton, Deonte	11-21	3-7	6-6	1	5	6	4	31	0	3	1	3	40			
01	Weiler-Babb, Nick	0-1	0-0	0-0	0	1	1	0	0	0	0	0	0	11			
04	Jackson, Donovan	3-7	1-4	3-4	0	2	2	3	10	1	0	0	1	25			
05	Holden, Merrill	0-0	0-0	0-4	3	4	7	5	0	0	3	2	1	25			
33	Young, Solomon	0-0	0-0	0-0	1	0	1	0	0	1	1	0	4				
Team					1 3 4												
Totals		32-75	10-35	18-27	13	28	41	19	92	14	16	4	18	250			
FG % 1st Half:		13-28	46.4%	2nd half:	14-35	40.0%	OT:	5-12	41.7%	Game:	32-75	42.7%	Deadball				
3FG % 1st Half:		4-14	28.6%	2nd half:	2-14	14.3%	OT:	4-7	57.1%	Game:	10-35	28.6%	Rebounds				
FT % 1st Half:		0-5	0.0%	2nd half:	9-11	81.8%	OT:	9-11	81.8%	Game:	18-27	66.7%	6				

Oklahoma 87 • 8-10, 2-5

#	Player	Total			3-Ptr			Rebounds			PF	TP	A	TO	Blk	Stl	Min
		FG-FGA	FG-FGA	FT-FTA	FG-FGA	FG-FGA	FT-FTA	Off	Def	Tot							
11	Doolittle, Kristian	5-9	0-1	5-6	3	12	15	2	15	2	4	1	0	36			
12	Lattin, Khadeem	3-7	0-0	2-2	1	3	4	4	8	0	1	2	0	28			
01	Odomes, Rashard	1-6	0-0	7-12	3	2	5	4	9	4	3	0	0	40			
10	Woodard, Jordan	7-18	3-6	4-4	2	5	7	2	21	5	6	0	3	43			
20	McGusty, Kameron	7-14	3-7	2-2	0	2	2	3	19	0	7	1	2	44			
00	Strong-Moore, Darrion	0-1	0-1	0-0	0	0	0	0	0	0	0	0	0	3			
03	James, Christian	2-6	1-3	0-0	1	3	4	1	5	0	2	0	0	19			
04	McNeace, Jamuni	0-2	0-0	0-0	2	2	4	5	0	1	0	1	0	19			
13	Shepherd, Jordan	0-0	0-0	0-0	0	0	0	0	0	0	0	0	0	4			
21	Buford, Dante	4-9	2-2	0-0	1	3	4	0	10	1	2	0	0	14			
Team					4 1 5												
Totals		29-72	9-20	20-26	17	33	50	21	87	13	25	5	5	250			
FG % 1st Half:		10-32	31.3%	2nd half:	14-32	43.8%	OT:	5-8	62.5%	Game:	29-72	40.3%	Deadball				
3FG % 1st Half:		5-9	55.6%	2nd half:	3-8	37.5%	OT:	1-3	33.3%	Game:	9-20	45.0%	Rebounds				
FT % 1st Half:		4-6	66.7%	2nd half:	9-12	75.0%	OT:	7-8	87.5%	Game:	20-26	76.9%	4				

Officials: Ray Natili, Darron George, Marques Pettigrew
 Technical fouls: Iowa State-None. Oklahoma-None.
 Attendance: 9673
 Est. Attendance: 6450

Score by periods	1st	2nd	OT	OT2	Total
Iowa State	30	39	9	14	92
Oklahoma	29	40	9	9	87

	In	Off	2nd	Fast	Bench
Points	Paint	T/O	Chance	Break	
ISU	30	31	13	22	10
OU	28	17	19	7	15

Last FG - ISU OT2-03:31, OU OT2-00:09.
 Largest lead - ISU by 6 OT2-02:24, OU by 19 1st-07:52.
 ISU led for 08:54, OU led for 33:34. Game was tied for 07:29.

Score tied - 11 times.
 Lead changed - 5 times.

Official Basketball Box Score -- Game Totals -- Final Statistics
Kansas State vs Iowa State

01-24-17 8:05 p.m. at Hilton Coliseum - Ames, Iowa

Kansas State 65 • 15-5, 4-4 Big 12

#	Player	Total			3-Ptr			Rebounds			PF	TP	A	TO	Blk	Stl	Min
		FG-FGA	FG-FGA	FT-FTA	FG-FGA	FG-FGA	FT-FTA	Off	Def	Tot							
03	STOKES, Kamau	5-12	1-3	1-2	2	3	5	3	12	3	4	0	2	34			
04	JOHNSON, D.J.	3-7	0-0	4-8	1	5	6	5	10	0	1	0	0	29			
05	BROWN, Barry	4-14	1-6	1-2	2	6	8	0	10	3	0	0	2	36			
25	IWUNDU, Wesley	5-9	1-2	4-4	0	6	6	1	15	3	5	0	2	37			
32	WADE, Dean	1-5	0-3	0-0	0	0	0	0	2	1	1	0	1	17			
01	ERVIN II, Caribe	1-2	1-1	0-0	2	3	5	0	3	1	1	0	0	12			
10	MAURICE, Isaiah	1-2	0-0	0-0	1	1	2	2	2	1	0	1	0	8			
20	SNEED, Xavier	4-9	3-8	0-0	0	3	3	3	11	0	0	0	1	27			
Team					1 1 2												
Totals		24-60	7-23	10-16	9	28	37	14	65	12	12	1	8	200			
FG % 1st Half:		10-29	34.5%	2nd half:	14-31	45.2%	Game:	24-60	40.0%	Deadball							
3FG % 1st Half:		4-11	36.4%	2nd half:	3-12	25.0%	Game:	7-23	30.4%	Rebounds							
FT % 1st Half:		2-2	100.0%	2nd half:	8-14	57.1%	Game:	10-16	62.5%								

Iowa State 70 • 13-6, 5-3 Big 12

#	Player	Total			3-Ptr			Rebounds			PF	TP	A	TO	Blk	Stl	Min
		FG-FGA	FG-FGA	FT-FTA	FG-FGA	FG-FGA	FT-FTA	Off	Def	Tot							
05	Holden, Merrill	2-2	0-0	1-2	0	4	4	3	5	0	0	2	0	23			
11	Morris, Monte	4-10	1-3	3-4	1	3	4	0	12	4	2	0	0	36			
15	Mitrou-Long, Naz	4-8	3-5	2-3	0	6	6	1	13	2	3	0	2	34			
21	Thomas, Matt																

2016-17 Cyclone Basketball
Iowa State Combined Team Statistics (as of Jan 24, 2017)
All games

RECORD:	OVERALL	HOME	AWAY	NEUTRAL
ALL GAMES	13-6	8-2	2-3	3-1
CONFERENCE	5-3	3-1	2-2	0-0
NON-CONFERENCE	8-3	5-1	0-1	3-1

#	Player	gp-gs	min	avg	Total		3-Point		F-Throw		Rebounds					pts	avg					
					fg-fga	fg%	3fg-fga	3fg%	ft-fa	ft%	off	def	tot	avg	pf			dq	a	to	blk	stl
11	Morris, Monte	19-19	652	34.3	116-247	.470	29-73	.397	41-52	.788	23	72	95	5.0	26	0	112	23	3	28	302	15.9
15	Mitrou-Long, Naz	19-19	610	32.1	109-227	.480	49-136	.360	35-45	.778	14	77	91	4.8	31	0	54	33	1	22	302	15.9
30	Burton, Deonte	19-19	515	27.1	105-244	.430	18-51	.353	32-47	.681	34	94	128	6.7	54	0	26	39	26	31	260	13.7
21	Thomas, Matt	19-19	577	30.4	80-180	.444	45-113	.398	18-23	.783	14	68	82	4.3	27	0	29	25	2	25	223	11.7
10	Bowie, Darrell	19-9	374	19.7	53-112	.473	5-13	.385	22-53	.415	36	58	94	4.9	39	0	17	28	11	17	133	7.0
01	Weiler-Babb, Nick	19-0	386	20.3	38-79	.481	4-16	.250	16-22	.727	21	58	79	4.2	18	0	34	15	3	20	96	5.1
04	Jackson, Donovan	19-0	332	17.5	33-91	.363	20-56	.357	8-13	.615	0	19	19	1.0	21	0	31	10	0	9	94	4.9
33	Young, Solomon	15-0	150	10.0	23-36	.639	1-3	.333	9-15	.600	18	18	36	2.4	26	1	0	9	7	4	56	3.7
05	Holden, Merrill	15-10	213	14.2	16-29	.552	0-0	.000	18-36	.500	19	21	40	2.7	42	2	0	9	9	4	50	3.3
13	Long, Jakolby	5-0	36	7.2	4-14	.286	3-6	.500	0-0	.000	3	6	9	1.8	1	0	1	1	0	1	11	2.2
00	Carter, Simeon	3-0	10	3.3	2-2	1.000	0-0	.000	2-3	.667	1	2	3	1.0	1	0	0	0	0	0	6	2.0
24	Nezlek, Stuart	4-0	9	2.3	2-5	.400	0-0	.000	2-2	1.000	1	2	3	0.8	0	0	1	0	0	1	6	1.5
23	Greder, Wes	5-0	11	2.2	0-3	.000	0-3	.000	0-3	.000	1	2	3	0.6	0	0	0	0	1	0	0	0.0
Team											33	22	55				4					
Total.....		19	3875		581-1269	.458	174-470	.370	203-314	.646	218	519	737	38.8	286	3	305	196	63	162	1539	81.0
Opponents.....		19	3875		489-1193	.410	146-439	.333	174-259	.672	222	525	747	39.3	313	10	259	301	72	87	1298	68.3

TEAM STATISTICS	ISU	OPP	Date	Opponent	Score	Att.
SCORING	1539	1298	11-11-16	SAVANNAH STATE	w 113-71	14384
Points per game	81.0	68.3	11-14-16	MOUNT ST. MARY'S	w 73-55	13981
Scoring margin	+12.7	-	11-20-16	THE CITADEL	w 130-63	14228
FIELD GOALS-ATT	581-1269	489-1193	1 11-24-16	vs Indiana State	w 73-71	2436
Field goal pct	.458	.410	1 11-25-16	vs Miami	w 73-56	1876
3 POINT FG-ATT	174-470	146-439	1 11-27-16	vs Gonzaga	L 71-73	2305
3-point FG pct	.370	.333	12-01-16	CINCINNATI	Lot 54-55	14384
3-pt FG made per game	9.2	7.7	12-05-16	OMAHA	w 91-47	14005
FREE THROWS-ATT	203-314	174-259	2 12-08-16	at Iowa	L 64-78	13956
Free throw pct	.646	.672	3 12-17-16	vs Drake	w 97-80	15028
F-Throws made per game	10.7	9.2	12-20-16	MISS. VALLEY STATE	w 88-60	13692
REBOUNDS	737	747	* 12-30-16	TEXAS TECH	w 63-56	14384
Rebounds per game	38.8	39.3	* 01-04-17	at Baylor	L 63-65	7582
Rebounding margin	-0.5	-	* 01-07-17	TEXAS	w 79-70	14384
ASSISTS	305	259	* 01-11-17	at Oklahoma State	w 96-86	6066
Assists per game	16.1	13.6	* 01-14-17	at TCU	L 77-84	6564
TURNOVERS	196	301	* 01-16-17	KANSAS	L 72-76	14384
Turnovers per game	10.3	15.8	* 01-21-17	at Oklahoma	Wo2 92-87	9673
Turnover margin	+5.5	-	* 01-24-17	KANSAS STATE	w 70-65	14384
Assist/turnover ratio	1.6	0.9				
STEALS	162	87				
Steals per game	8.5	4.6				
BLOCKS	63	72				
Blocks per game	3.3	3.8				
ATTENDANCE	142210	65486				
Home games-Avg/Game	10-14221	5-8768				
Neutral site-Avg/Game	-	4-5411				

* = Big 12 Conference game
1 = AdvoCare Invitational, Lake Buena Vista, Fla.
2 = Iowa Corn Cy-Hawk Series, Iowa City, Iowa
3 = Hy-Vee Classic, Des Moines, Iowa
4 = SEC/Big 12 Challenge, Nashville, Tenn.
5 = Phillips 66 Big 12 Championship, Kansas City, Mo.

Score by Periods	1st	2nd	OT	OT2	Totals
Iowa State	756	756	13	14	1539
Opponents	657	618	14	9	1298

2016-17 Cyclone Basketball
Iowa State Combined Team Statistics (as of Jan 24, 2017)
Conference games

RECORD:	OVERALL	HOME	AWAY	NEUTRAL
ALL GAMES	5-3	3-1	2-2	0-0
CONFERENCE	5-3	3-1	2-2	0-0
NON-CONFERENCE	0-0	0-0	0-0	0-0

#	Player	gp-gs	min	avg	Total		3-Point		F-Throw		Rebounds					a	to	blk	stl	pts	avg	
					fg-fga	fg%	3fg-fga	3fg%	ft-fta	ft%	off	def	tot	avg	pf							dq
11	Morris, Monte	8-8	312	39.0	51-115	.443	15-33	.455	24-29	.828	13	31	44	5.5	9	0	49	8	1	17	141	17.6
15	Mitrou-Long, Naz	8-8	279	34.9	48-94	.511	19-55	.345	19-25	.760	2	30	32	4.0	15	0	21	16	0	11	134	16.8
30	Burton, Deonte	8-8	230	28.8	48-115	.417	9-28	.321	17-24	.708	9	31	40	5.0	27	0	12	20	14	15	122	15.3
21	Thomas, Matt	8-8	256	32.0	31-65	.477	22-49	.449	6-10	.600	6	15	21	2.6	11	0	12	13	1	15	90	11.3
10	Bowie, Darrell	8-7	146	18.3	17-42	.405	1-6	.167	5-15	.333	12	11	23	2.9	14	0	6	7	5	8	40	5.0
04	Jackson, Donovan	8-0	149	18.6	12-37	.324	6-21	.286	5-6	.833	0	10	10	1.3	7	0	12	2	0	5	35	4.4
01	Weiler-Babb, Nick	8-0	165	20.6	13-23	.565	2-6	.333	5-9	.556	6	24	30	3.8	8	0	12	9	1	5	33	4.1
33	Young, Solomon	8-0	57	7.1	5-10	.500	1-2	.500	1-1	1.000	5	1	6	0.8	11	0	0	2	1	1	12	1.5
05	Holden, Merrill	4-1	56	14.0	2-2	1.000	0-0	.000	1-6	.167	3	8	11	2.8	11	1	0	3	5	2	5	1.3
Team											16	9	25				1					
Total.....		8	1650		227-503	.451	75-200	.375	83-125	.664	72	170	242	30.3	113	1	124	81	28	79	612	76.5
Opponents.....		8	1650		233-490	.476	54-156	.346	69-104	.663	102	222	324	40.5	125	6	126	133	37	31	589	73.6

TEAM STATISTICS	ISU	OPP	Date	Opponent	Score	Att.
SCORING	612	589	* 12-30-16	TEXAS TECH	W 63-56	14384
Points per game	76.5	73.6	* 01-04-17	at Baylor	L 63-65	7582
Scoring margin	+2.9	-	* 01-07-17	TEXAS	W 79-70	14384
FIELD GOALS-ATT	227-503	233-490	* 01-11-17	at Oklahoma State	W 96-86	6066
Field goal pct	.451	.476	* 01-14-17	at TCU	L 77-84	6564
3 POINT FG-ATT	75-200	54-156	* 01-16-17	KANSAS	L 72-76	14384
3-point FG pct	.375	.346	* 01-21-17	at Oklahoma	Wo2 92-87	9673
3-pt FG made per game	9.4	6.8	* 01-24-17	KANSAS STATE	W 70-65	14384
FREE THROWS-ATT	83-125	69-104	* = Big 12 Conference game			
Free throw pct	.664	.663	1 = AdvoCare Invitational, Lake Buena Vista, Fla.			
F-Throws made per game	10.4	8.6	2 = Iowa Corn Cy-Hawk Series, Iowa City, Iowa			
REBOUNDS	242	324	3 = Hy-Vee Classic, Des Moines, Iowa			
Rebounds per game	30.3	40.5	4 = SEC/Big 12 Challenge, Nashville, Tenn.			
Rebounding margin	-10.2	-	5 = Phillips 66 Big 12 Championship, Kansas City, Mo.			
ASSISTS	124	126				
Assists per game	15.5	15.8				
TURNOVERS	81	133				
Turnovers per game	10.1	16.6				
Turnover margin	+6.5	-				
Assist/turnover ratio	1.5	0.9				
STEALS	79	31				
Steals per game	9.9	3.9				
BLOCKS	28	37				
Blocks per game	3.5	4.6				
ATTENDANCE	57536	29885				
Home games-Avg/Game	4-14384	4-7471				
Neutral site-Avg/Game	-	0-0				

Score by Periods	1st	2nd	OT	OT2	Totals
Iowa State	299	290	9	14	612
Opponents	291	280	9	9	589

2016-17 Cyclone Basketball
Iowa State Team Game-by-Game Comparison (as of Jan 24, 2017)
All games

Opponent	1st	2nd	Score	Mar	Total FG	FG Pct	3-Pointers	3FG Pct	Free Throws	FT Pct	Rebounds	Assist	T/Over	Block	Steal	Fouls
SAVANNAH STATE	59/38	54/33	113-71	+42	47-85/25-76	.553/.329	8-26/13-48	.308/.271	11-20/8-16	.550/.500	62/36 +26	31/20	20/22	4/2	11/12	16/20
MOUNT ST. MARY'S	39/22	34/33	73-55	+18	30-67/17-64	.448/.266	4-16/8-20	.250/.400	9-14/13-16	.643/.813	50/38 +12	14/8	11/13	3/2	5/2	17/15
THE CITADEL	62/22	68/41	130-63	+67	52-86/21-77	.605/.273	8-22/15-45	.364/.333	18-26/6-10	.692/.600	63/33 +30	31/16	8/17	2/2	12/6	15/24
Indiana State	41/40	32/31	73-71	+2	25-73/27-57	.342/.474	8-25/9-22	.320/.409	15-29/8-14	.517/.571	45/44 +1	5/13	11/20	2/9	10/4	13/26
Miami	35/29	38/27	73-56	+17	25-61/18-50	.410/.360	8-19/2-16	.421/.125	15-18/18-22	.833/.818	36/37 (1)	10/6	10/19	1/2	10/7	21/18
Gonzaga	34/49	37/24	71-73	(2)	29-66/27-55	.439/.491	8-24/13-25	.333/.520	5-8/6-12	.625/.500	34/34 -	13/18	6/11	4/1	2/1	15/11
CINCINNATI	24/25	26/25	54-55	(1)	22-60/22-62	.367/.355	5-21/3-21	.238/.143	5-11/8-10	.455/.800	34/46 (12)	5/9	7/14	3/5	6/4	13/13
OMAHA	48/22	43/25	91-47	+44	33-65/19-67	.508/.284	15-29/5-22	.517/.227	10-14/4-8	.714/.500	42/41 +1	22/10	11/19	7/4	11/6	13/10
Iowa	29/44	35/34	64-78	(14)	25-70/26-55	.357/.473	8-30/9-22	.267/.409	6-9/17-24	.667/.708	39/42 (3)	9/13	11/13	1/3	7/5	25/15
Drake	42/40	55/40	97-80	+17	34-77/31-74	.442/.419	14-32/10-24	.438/.417	15-24/8-9	.625/.889	47/44 +3	20/14	5/10	5/3	4/1	13/21
MISS. VALLEY STATE	44/35	44/25	88-60	+28	32-56/23-66	.571/.348	13-26/5-18	.500/.278	11-16/9-14	.688/.643	43/28 +15	21/6	15/10	3/2	5/8	12/15
TEXAS TECH	25/35	38/21	63-56	+7	21-53/22-57	.396/.386	6-21/6-21	.286/.286	15-18/6-8	.833/.750	27/42 (15)	10/12	6/15	1/4	2/2	12/17
Baylor	36/37	27/28	63-65	(2)	24-61/26-59	.393/.441	10-22/3-17	.455/.176	5-11/10-15	.455/.667	28/47 (19)	16/15	5/13	1/3	7/2	16/14
TEXAS	40/31	39/39	79-70	+9	32-65/27-51	.492/.529	10-24/8-16	.417/.500	5-12/8-16	.417/.500	29/35 (6)	19/12	11/19	2/6	12/2	11/14
Oklahoma State	47/46	49/40	96-86	+10	36-69/34-64	.522/.531	10-26/7-20	.385/.350	14-18/11-13	.778/.846	33/36 (3)	18/17	10/16	5/5	13/3	17/19
TCU	41/44	36/40	77-84	(7)	30-65/37-65	.462/.569	9-22/8-24	.409/.333	8-9/2-5	.889/.400	27/36 (9)	16/27	9/15	2/8	10/5	13/12
KANSAS	37/43	35/33	72-76	(4)	28-63/34-62	.444/.548	9-27/6-15	.333/.400	7-10/2-5	.700/.400	24/41 (17)	15/18	10/18	5/5	11/4	12/14
Oklahoma	30/29	39/40	92-87	+5	32-75/29-72	.427/.403	10-35/9-20	.286/.450	18-27/20-26	.667/.769	41/50 (9)	14/13	16/25	4/5	18/5	19/21
KANSAS STATE	43/26	27/39	70-65	+5	24-52/24-60	.462/.400	11-23/7-23	.478/.304	11-20/10-16	.550/.625	33/37 (4)	16/12	14/12	8/1	6/8	13/14

Note: Game totals are displayed in the format TEAM/OPPONENT for each category

2016-17 Cyclone Basketball
Iowa State Individual Game-by-Game (as of Jan 24, 2017)
All games

#00 Carter, Simeon

Opponent	Date	gs	min	Total		3-Pointers		Free throws		Rebounds				pf	a	t/o	blk	stl	pts	avg
				fg-fga	pct	3fg-fga	pct	ft-fta	pct	off	def	tot	avg							
SAVANNAH STATE	11-11-16		4	2-2	1.000	0-0	.000	2-3	.667	1	1	2	2.0	0	0	0	0	0	6	6.0
OMAHA	12-05-16		5	0-0	.000	0-0	.000	0-0	.000	0	1	1	1.5	1	0	0	0	0	0	3.0
MISS. VALLEY STATE	12-20-16		1	0-0	.000	0-0	.000	0-0	.000	0	0	0	1.0	0	0	0	0	0	0	2.0
Totals			0	10	2-2	1.000	0-0	.000	.667	1	2	3	1.0	1	0	0	0	0	6	2.0

Games played: 3
Minutes/game: 3.3
Points/game: 2.0
FG Pct: 100.0
FT Pct: 66.7

Rebounds/game: 1.0

#01 Weiler-Babb, Nick

Opponent	Date	gs	min	Total		3-Pointers		Free throws		Rebounds				pf	a	t/o	blk	stl	pts	avg
				fg-fga	pct	3fg-fga	pct	ft-fta	pct	off	def	tot	avg							
SAVANNAH STATE	11-11-16		21	3-5	.600	0-1	.000	0-0	.000	3	4	7	7.0	1	4	0	0	2	6	6.0
MOUNT ST. MARY'S	11-14-16		23	5-6	.833	0-0	.000	0-0	.000	2	3	5	6.0	0	2	1	0	0	10	8.0
THE CITADEL	11-20-16		21	4-8	.500	0-0	.000	2-3	.667	2	4	6	6.0	1	5	2	0	3	10	8.7
vs Indiana State	11-24-16		22	3-8	.375	1-2	.500	0-0	.000	1	4	5	5.8	1	1	0	1	4	7	8.3
vs Miami	11-25-16		23	0-3	.000	0-0	.000	4-4	1.000	0	2	2	5.0	2	0	0	0	3	4	7.4
vs Gonzaga	11-27-16		15	1-1	1.000	0-0	.000	0-0	.000	2	0	2	4.5	2	1	0	0	0	2	6.5
CINCINNATI	12-01-16		21	1-3	.333	0-0	.000	0-0	.000	0	3	3	4.3	0	1	0	0	0	2	5.9
OMAHA	12-05-16		25	2-5	.400	0-1	.000	2-2	1.000	2	4	6	4.5	0	5	0	1	2	6	5.9
at Iowa	12-08-16		24	4-8	.500	1-4	.250	1-2	.500	0	4	4	4.4	2	1	1	0	1	10	6.3
vs Drake	12-17-16		20	2-9	.222	0-2	.000	2-2	1.000	3	4	7	4.7	1	2	0	0	0	6	6.3
MISS. VALLEY STATE	12-20-16		6	0-0	.000	0-0	.000	0-0	.000	0	2	2	4.5	0	0	2	0	0	0	5.7
TEXAS TECH	12-30-16		27	3-6	.500	0-2	.000	0-1	.000	1	5	6	4.6	1	0	0	0	0	6	5.8
at Baylor	01-04-17		24	2-2	1.000	2-2	1.000	1-3	.333	0	3	3	4.5	1	3	1	0	2	7	5.8
TEXAS	01-07-17		16	1-1	1.000	0-0	.000	0-1	.000	0	4	4	4.4	3	1	2	0	0	2	5.6
at Oklahoma State	01-11-17		9	0-0	.000	0-0	.000	0-0	.000	1	1	2	4.3	2	0	1	0	0	0	5.2
at TCU	01-14-17		28	5-7	.714	0-1	.000	0-0	.000	1	2	3	4.2	0	1	1	0	2	10	5.5
KANSAS	01-16-17		27	0-2	.000	0-1	.000	2-2	1.000	3	4	7	4.4	1	3	1	1	1	2	5.3
at Oklahoma	01-21-17		11	0-1	.000	0-0	.000	0-0	.000	0	1	1	4.2	0	0	0	0	0	0	5.0
KANSAS STATE	01-24-17		23	2-4	.500	0-0	.000	2-2	1.000	0	4	4	4.2	0	4	3	0	0	6	5.1
Totals			0	386	38-79	.481	4-16	.250	.727	21	58	79	4.2	18	34	15	3	20	96	5.1

Games played: 19
Minutes/game: 20.3
Points/game: 5.1
FG Pct: 48.1
3FG Pct: 25.0
FT Pct: 72.7

Rebounds/game: 4.2
Assists/game: 1.8
Turnovers/game: 0.8
Assist/turnover ratio: 2.3
Steals/game: 1.1
Blocks/game: 0.2

2016-17 Cyclone Basketball
Iowa State Individual Game-by-Game (as of Jan 24, 2017)
All games

#04 Jackson, Donovan

Opponent	Date	gs	min	Total		3-Pointers		Free throws		Rebounds				pf	a	t/o	blk	stl	pts	avg
				fg-fga	pct	3fg-fga	pct	ft-fta	pct	off	def	tot	avg							
SAVANNAH STATE	11-11-16		17	1-5	.200	0-2	.000	0-1	.000	0	1	1	1.0	0	1	1	0	0	2	2.0
MOUNT ST. MARY'S	11-14-16		15	1-6	.167	0-2	.000	1-2	.500	0	1	1	1.0	1	4	0	0	0	3	2.5
THE CITADEL	11-20-16		20	4-7	.571	1-3	.333	1-2	.500	0	0	0	0.7	1	3	2	0	1	10	5.0
vs Indiana State	11-24-16		15	0-1	.000	0-0	.000	0-0	.000	0	0	0	0.5	1	0	1	0	0	0	3.8
vs Miami	11-25-16		18	3-6	.500	2-4	.500	0-0	.000	0	2	2	0.8	2	0	2	0	1	8	4.6
vs Gonzaga	11-27-16		11	0-2	.000	0-2	.000	0-0	.000	0	0	0	0.7	0	0	0	0	0	0	3.8
CINCINNATI	12-01-16		11	1-2	.500	1-2	.500	1-2	.500	0	0	0	0.6	1	0	0	0	0	4	3.9
OMAHA	12-05-16		23	5-10	.500	5-8	.625	0-0	.000	0	3	3	0.9	1	3	0	0	1	15	5.3
at Iowa	12-08-16		12	0-4	.000	0-3	.000	0-0	.000	0	0	0	0.8	2	1	0	0	0	0	4.7
vs Drake	12-17-16		15	3-6	.500	2-4	.500	0-0	.000	0	0	0	0.7	2	1	1	0	1	8	5.0
MISS. VALLEY STATE	12-20-16		26	3-5	.600	3-5	.600	0-0	.000	0	2	2	0.8	3	6	1	0	0	9	5.4
TEXAS TECH	12-30-16		22	1-2	.500	1-2	.500	0-0	.000	0	2	2	0.9	2	3	0	0	0	3	5.2
at Baylor	01-04-17		12	0-2	.000	0-1	.000	0-0	.000	0	0	0	0.8	0	1	0	0	0	0	4.8
TEXAS	01-07-17		22	1-5	.200	0-2	.000	2-2	1.000	0	2	2	0.9	0	1	0	0	1	4	4.7
at Oklahoma State	01-11-17		20	1-6	.167	0-4	.000	0-0	.000	0	2	2	1.0	2	1	2	0	1	2	4.5
at TCU	01-14-17		20	6-10	.600	4-5	.800	0-0	.000	0	0	0	0.9	0	1	0	0	1	16	5.3
KANSAS	01-16-17		16	0-0	.000	0-0	.000	0-0	.000	0	0	0	0.9	0	2	0	0	0	0	4.9
at Oklahoma	01-21-17		25	3-7	.429	1-4	.250	3-4	.750	0	2	2	0.9	3	1	0	0	1	10	5.2
KANSAS STATE	01-24-17		12	0-5	.000	0-3	.000	0-0	.000	0	2	2	1.0	0	2	0	0	1	0	4.9
Totals		0	332	33-91	.363	20-56	.357	8-13	.615	0	19	19	1.0	21	31	10	0	9	94	4.9

Games played: 19
Minutes/game: 17.5
Points/game: 4.9
FG Pct: 36.3
3FG Pct: 35.7
FT Pct: 61.5

Rebounds/game: 1.0
Assists/game: 1.6
Turnovers/game: 0.5
Assist/turnover ratio: 3.1
Steals/game: 0.5

#05 Holden, Merrill

Opponent	Date	gs	min	Total		3-Pointers		Free throws		Rebounds				pf	a	t/o	blk	stl	pts	avg
				fg-fga	pct	3fg-fga	pct	ft-fta	pct	off	def	tot	avg							
SAVANNAH STATE	11-11-16	*	21	5-6	.833	0-0	.000	2-4	.500	3	2	5	5.0	1	0	2	1	0	12	12.0
MOUNT ST. MARY'S	11-14-16	*	9	0-1	.000	0-0	.000	0-0	.000	2	0	2	3.5	4	0	0	0	0	0	6.0
THE CITADEL	11-20-16	*	17	4-6	.667	0-0	.000	5-6	.833	5	4	9	5.3	4	0	0	0	0	13	8.3
vs Indiana State	11-24-16	*	6	0-1	.000	0-0	.000	0-0	.000	0	0	0	4.0	3	0	1	0	0	0	6.3
vs Miami	11-25-16	*	20	1-3	.333	0-0	.000	4-6	.667	4	2	6	4.4	5	0	0	0	1	6	6.2
vs Gonzaga	11-27-16	*	27	3-3	1.000	0-0	.000	2-5	.400	1	0	1	3.8	4	0	0	2	1	8	6.5
CINCINNATI	12-01-16	*	16	0-1	.000	0-0	.000	0-0	.000	0	2	2	3.6	4	0	1	0	0	0	5.6
OMAHA	12-05-16	*	14	0-1	.000	0-0	.000	1-3	.333	0	3	3	3.5	3	0	0	1	0	1	5.0
at Iowa	12-08-16	*	13	0-1	.000	0-0	.000	1-2	.500	1	0	1	3.2	2	0	1	0	0	1	4.6
vs Drake	12-17-16		7	0-1	.000	0-0	.000	1-2	.500	0	0	0	2.9	1	0	1	0	0	1	4.2
MISS. VALLEY STATE	12-20-16		7	1-3	.333	0-0	.000	1-2	.500	0	0	0	2.6	0	0	0	0	0	3	4.1
TEXAS TECH	12-30-16		5	0-0	.000	0-0	.000	0-0	.000	0	0	0	2.4	1	0	0	0	1	0	3.8
at Baylor	01-04-17		3	0-0	.000	0-0	.000	0-0	.000	0	0	0	2.2	2	0	0	1	0	0	3.5
at Oklahoma	01-21-17		25	0-0	.000	0-0	.000	0-4	.000	3	4	7	2.6	5	0	3	2	1	0	3.2
KANSAS STATE	01-24-17	*	23	2-2	1.000	0-0	.000	1-2	.500	0	4	4	2.7	3	0	0	2	0	5	3.3
Totals		10	213	16-29	.552	0-0	.000	18-36	.500	19	21	40	2.7	42	0	9	9	4	50	3.3

Games played: 15
Minutes/game: 14.2
Points/game: 3.3
FG Pct: 55.2
FT Pct: 50.0

Rebounds/game: 2.7
Turnovers/game: 0.6
Steals/game: 0.3
Blocks/game: 0.6

2016-17 Cyclone Basketball
Iowa State Individual Game-by-Game (as of Jan 24, 2017)
All games

#10 Bowie, Darrell

Opponent	Date	gs	min	Total		3-Pointers		Free throws		Rebounds				pf	a	t/o	blk	stl	pts	avg
				fg-fga	pct	3fg-fga	pct	ft-fta	pct	off	def	tot	avg							
SAVANNAH STATE	11-11-16		16	3-8	.375	0-0	.000	2-2	1.000	2	8	10	10.0	2	1	4	0	1	8	8.0
MOUNT ST. MARY'S	11-14-16		20	3-6	.500	0-0	.000	2-4	.500	1	5	6	8.0	2	1	1	0	0	8	8.0
THE CITADEL	11-20-16		18	5-5	1.000	0-0	.000	3-4	.750	1	9	10	8.7	2	4	3	0	2	13	9.7
vs Indiana State	11-24-16		27	5-9	.556	0-1	.000	3-12	.250	6	5	11	9.3	3	0	2	1	2	13	10.5
vs Miami	11-25-16		17	3-5	.600	0-0	.000	0-0	.000	0	5	5	8.4	4	0	1	0	1	6	9.6
vs Gonzaga	11-27-16		11	0-2	.000	0-0	.000	0-0	.000	1	1	2	7.3	2	0	0	0	0	0	8.0
CINCINNATI	12-01-16		36	4-7	.571	0-0	.000	3-8	.375	2	5	7	7.3	2	1	0	2	1	11	8.4
OMAHA	12-05-16		16	4-8	.500	2-3	.667	2-2	1.000	2	0	2	6.6	0	0	2	0	1	12	8.9
at Iowa	12-08-16		19	2-5	.400	1-1	1.000	0-0	.000	3	5	8	6.8	4	0	3	1	0	5	8.4
vs Drake	12-17-16	*	27	5-11	.455	1-2	.500	1-4	.250	6	2	8	6.9	3	0	1	1	0	12	8.8
MISS. VALLEY STATE	12-20-16	*	21	2-4	.500	0-0	.000	1-2	.500	0	2	2	6.5	1	4	4	1	1	5	8.5
TEXAS TECH	12-30-16	*	23	3-6	.500	1-1	1.000	0-2	.000	2	3	5	6.3	1	0	1	1	1	7	8.3
at Baylor	01-04-17	*	26	2-4	.500	0-1	.000	1-4	.250	1	4	5	6.2	2	2	2	0	0	5	8.1
TEXAS	01-07-17	*	19	3-9	.333	0-0	.000	0-2	.000	1	0	1	5.9	2	1	0	0	2	6	7.9
at Oklahoma State	01-11-17	*	31	6-10	.600	0-1	.000	1-1	1.000	2	1	3	5.7	2	2	1	2	2	13	8.3
at TCU	01-14-17	*	16	3-5	.600	0-1	.000	2-2	1.000	1	0	1	5.4	4	0	1	0	1	8	8.3
KANSAS	01-16-17	*	13	0-6	.000	0-2	.000	0-0	.000	0	0	0	5.1	2	0	1	0	2	0	7.8
at Oklahoma	01-21-17	*	14	0-1	.000	0-0	.000	1-2	.500	4	2	6	5.1	1	1	1	0	0	1	7.4
KANSAS STATE	01-24-17		4	0-1	.000	0-0	.000	0-2	.000	1	1	2	4.9	0	0	0	2	0	0	7.0
Totals		9	374	53-112	.473	5-13	.385	22-53	.415	36	58	94	4.9	39	17	28	11	17	133	7.0

Games played: 19
Minutes/game: 19.7
Points/game: 7.0
FG Pct: 47.3
3FG Pct: 38.5
FT Pct: 41.5

Rebounds/game: 4.9
Assists/game: 0.9
Turnovers/game: 1.5
Assist/turnover ratio: 0.6
Steals/game: 0.9
Blocks/game: 0.6

#11 Morris, Monte

Opponent	Date	gs	min	Total		3-Pointers		Free throws		Rebounds				pf	a	t/o	blk	stl	pts	avg
				fg-fga	pct	3fg-fga	pct	ft-fta	pct	off	def	tot	avg							
SAVANNAH STATE	11-11-16	*	26	9-11	.818	2-3	.667	1-2	.500	0	2	2	2.0	1	11	0	0	3	21	21.0
MOUNT ST. MARY'S	11-14-16	*	31	7-12	.583	2-3	.667	2-4	.500	1	2	3	2.5	2	3	2	0	1	18	19.5
THE CITADEL	11-20-16	*	22	8-12	.667	1-4	.250	0-0	.000	0	10	10	5.0	2	10	0	0	2	17	18.7
vs Indiana State	11-24-16	*	37	8-17	.471	3-6	.500	1-3	.333	2	7	9	6.0	2	1	2	0	0	20	19.0
vs Miami	11-25-16	*	22	2-8	.250	0-1	.000	2-2	1.000	0	2	2	5.2	3	5	2	0	0	6	16.4
vs Gonzaga	11-27-16	*	37	6-16	.375	1-4	.250	1-1	1.000	3	2	5	5.2	1	9	1	0	1	14	16.0
CINCINNATI	12-01-16	*	39	7-16	.438	0-3	.000	1-1	1.000	1	1	2	4.7	0	2	1	1	0	15	15.9
OMAHA	12-05-16	*	24	2-5	.400	1-3	.333	2-2	1.000	0	2	2	4.4	2	9	4	0	2	7	14.8
at Iowa	12-08-16	*	37	4-15	.267	2-6	.333	0-1	.000	1	4	5	4.4	3	5	2	0	1	10	14.2
vs Drake	12-17-16	*	35	7-12	.583	1-4	.250	5-5	1.000	2	5	7	4.7	0	4	0	1	0	20	14.8
MISS. VALLEY STATE	12-20-16	*	30	5-8	.625	1-3	.333	2-2	1.000	0	4	4	4.6	1	4	1	0	1	13	14.6
TEXAS TECH	12-30-16	*	39	5-11	.455	2-3	.667	2-2	1.000	0	3	3	4.5	1	6	0	0	0	14	14.6
at Baylor	01-04-17	*	36	4-18	.222	1-4	.250	3-4	.750	1	6	7	4.7	1	5	1	0	1	12	14.4
TEXAS	01-07-17	*	38	8-15	.533	3-7	.429	3-4	.750	3	7	10	5.1	0	6	0	0	2	22	14.9
at Oklahoma State	01-11-17	*	39	10-16	.625	4-5	.800	6-6	1.000	2	3	5	5.1	0	5	0	0	4	30	15.9
at TCU	01-14-17	*	35	4-14	.286	0-2	.000	1-1	1.000	2	2	4	5.0	3	8	0	0	3	9	15.5
KANSAS	01-16-17	*	40	9-15	.600	3-4	.750	2-2	1.000	2	5	7	5.1	2	7	3	1	4	23	15.9
at Oklahoma	01-21-17	*	49	7-16	.438	1-5	.200	4-6	.667	2	2	4	5.1	2	8	2	0	3	19	16.1
KANSAS STATE	01-24-17	*	36	4-10	.400	1-3	.333	3-4	.750	1	3	4	5.0	0	4	2	0	0	12	15.9
Totals		19	652	116-247	.470	29-73	.397	41-52	.788	23	72	95	5.0	26	112	23	3	28	302	15.9

Games played: 19
Minutes/game: 34.3
Points/game: 15.9
FG Pct: 47.0
3FG Pct: 39.7
FT Pct: 78.8

Rebounds/game: 5.0
Assists/game: 5.9
Turnovers/game: 1.2
Assist/turnover ratio: 4.9
Steals/game: 1.5
Blocks/game: 0.2

2016-17 Cyclone Basketball
Iowa State Individual Game-by-Game (as of Jan 24, 2017)
All games

#13 Long, Jakolby

Opponent	Date	gs	min	Total		3-Pointers		Free throws		Rebounds				pf	a	t/o	blk	stl	pts	avg
				fg-fga	pct	3fg-fga	pct	ft-fa	pct	off	def	tot	avg							
SAVANNAH STATE	11-11-16		9	2-5	.400	2-3	.667	0-0	.000	0	2	2	2.0	1	1	1	0	0	6	6.0
MOUNT ST. MARY'S	11-14-16		2	0-1	.000	0-0	.000	0-0	.000	0	0	0	1.0	0	0	0	0	0	0	3.0
THE CITADEL	11-20-16		14	1-4	.250	0-2	.000	0-0	.000	2	3	5	2.3	0	0	0	0	1	2	2.7
OMAHA	12-05-16		8	1-4	.250	1-1	1.000	0-0	.000	1	1	2	2.3	0	0	0	0	0	3	2.8
MISS. VALLEY STATE	12-20-16		3	0-0	.000	0-0	.000	0-0	.000	0	0	0	1.8	0	0	0	0	0	0	2.2
Totals		0	36	4-14	.286	3-6	.500	0-0	.000	3	6	9	1.8	1	1	1	0	1	11	2.2

Games played: 5
Minutes/game: 7.2
Points/game: 2.2
FG Pct: 28.6
3FG Pct: 50.0

Rebounds/game: 1.8
Assists/game: 0.2
Turnovers/game: 0.2
Assist/turnover ratio: 1.0
Steals/game: 0.2

#15 Mitrou-Long, Naz

Opponent	Date	gs	min	Total		3-Pointers		Free throws		Rebounds				pf	a	t/o	blk	stl	pts	avg
				fg-fga	pct	3fg-fga	pct	ft-fa	pct	off	def	tot	avg							
SAVANNAH STATE	11-11-16	*	24	8-15	.533	2-8	.250	0-0	.000	2	8	10	10.0	2	7	3	0	2	18	18.0
MOUNT ST. MARY'S	11-14-16	*	28	2-10	.200	1-4	.250	3-3	1.000	0	6	6	8.0	1	1	1	0	2	8	13.0
THE CITADEL	11-20-16	*	21	11-19	.579	2-7	.286	2-3	.667	1	6	7	7.7	0	6	0	0	0	26	17.3
vs Indiana State	11-24-16	*	34	3-12	.250	2-7	.286	5-6	.833	3	1	4	6.8	1	1	0	1	13	16.3	
vs Miami	11-25-16	*	35	4-13	.308	2-9	.222	0-0	.000	0	5	5	6.4	1	3	2	0	1	10	15.0
vs Gonzaga	11-27-16	*	34	5-12	.417	4-9	.444	2-2	1.000	1	8	9	6.8	3	2	2	0	0	16	15.2
CINCINNATI	12-01-16	*	37	0-7	.000	0-5	.000	0-0	.000	1	1	2	6.1	1	1	1	0	1	0	13.0
OMAHA	12-05-16	*	24	5-9	.556	1-5	.200	0-0	.000	1	4	5	6.0	0	3	2	0	0	11	12.8
at Iowa	12-08-16	*	26	3-8	.375	2-6	.333	2-2	1.000	1	0	1	5.4	4	0	2	0	2	10	12.4
vs Drake	12-17-16	*	34	14-18	.778	8-12	.667	1-2	.500	2	4	6	5.5	1	5	1	0	1	37	14.9
MISS. VALLEY STATE	12-20-16	*	34	6-10	.600	6-9	.667	1-2	.500	0	4	4	5.4	2	4	2	1	1	19	15.3
TEXAS TECH	12-30-16	*	35	6-12	.500	1-7	.143	6-6	1.000	0	4	4	5.3	1	0	3	0	0	19	15.6
at Baylor	01-04-17	*	36	7-11	.636	3-6	.500	0-0	.000	1	3	4	5.2	2	3	0	0	0	17	15.7
TEXAS	01-07-17	*	36	4-11	.364	3-8	.375	0-0	.000	0	1	1	4.9	0	4	3	0	1	11	15.4
at Oklahoma State	01-11-17	*	34	6-11	.545	1-5	.200	4-7	.571	1	5	6	4.9	4	4	1	0	0	17	15.5
at TCU	01-14-17	*	35	7-12	.583	3-5	.600	2-2	1.000	0	3	3	4.8	2	3	3	0	0	19	15.7
KANSAS	01-16-17	*	31	7-13	.538	3-9	.333	1-2	.500	0	2	2	4.6	3	3	1	0	2	18	15.8
at Oklahoma	01-21-17	*	38	7-16	.438	2-10	.200	4-5	.800	0	6	6	4.7	2	2	2	0	6	20	16.1
KANSAS STATE	01-24-17	*	34	4-8	.500	3-5	.600	2-3	.667	0	6	6	4.8	1	2	3	0	2	13	15.9
Totals		19	610	109-227	.480	49-136	.360	35-45	.778	14	77	91	4.8	31	54	33	1	22	302	15.9

Games played: 19
Minutes/game: 32.1
Points/game: 15.9
FG Pct: 48.0
3FG Pct: 36.0
FT Pct: 77.8

Rebounds/game: 4.8
Assists/game: 2.8
Turnovers/game: 1.7
Assist/turnover ratio: 1.6
Steals/game: 1.2
Blocks/game: 0.1

2016-17 Cyclone Basketball
Iowa State Individual Game-by-Game (as of Jan 24, 2017)
All games

#21 Thomas, Matt

Opponent	Date	gs	min	Total		3-Pointers		Free throws		Rebounds				pf	a	t/o	blk	stl	pts	avg	
				fg-fga	pct	3fg-fga	pct	ft-fta	pct	off	def	tot	avg								
SAVANNAH STATE	11-11-16	*	25	5-14	.357	2-8	.250	2-2	1.000	1	5	6	6.0	2	3	2	0	1	14	14.0	
MOUNT ST. MARY'S	11-14-16	*	30	6-12	.500	1-5	.200	0-0	.000	0	5	5	5.5	1	2	2	0	0	13	13.5	
THE CITADEL	11-20-16	*	24	6-9	.667	4-5	.800	2-2	1.000	1	4	5	5.3	0	1	0	0	0	18	15.0	
vs Indiana State	11-24-16	*	33	2-10	.200	2-5	.400	4-4	1.000	1	3	4	5.0	0	1	0	0	1	10	13.8	
vs Miami	11-25-16	*	30	4-7	.571	2-3	.667	2-3	.667	2	2	4	4.8	2	2	2	0	2	12	13.4	
vs Gonzaga	11-27-16	*	29	1-6	.167	0-4	.000	0-0	.000	0	2	2	4.3	0	1	1	0	0	2	11.5	
CINCINNATI	12-01-16	*	35	5-11	.455	3-8	.375	0-0	.000	1	6	7	4.7	2	0	3	0	4	13	11.7	
OMAHA	12-05-16	*	23	3-7	.429	2-5	.400	0-0	.000	0	7	7	5.0	3	2	1	0	0	8	11.3	
at Iowa	12-08-16	*	25	6-14	.429	2-7	.286	0-0	.000	1	5	6	5.1	4	0	0	0	1	14	11.6	
vs Drake	12-17-16	*	34	2-11	.182	2-7	.286	0-0	.000	0	7	7	5.3	1	5	0	1	1	6	11.0	
MISS. VALLEY STATE	12-20-16	*	33	9-14	.643	3-7	.429	2-2	1.000	1	7	8	5.5	1	0	1	0	0	23	12.1	
TEXAS TECH	12-30-16	*	18	1-2	.500	1-2	.500	5-5	1.000	0	2	2	5.3	1	0	1	0	0	8	11.8	
at Baylor	01-04-17	*	34	2-8	.250	2-6	.333	0-0	.000	1	2	3	5.1	0	2	0	0	2	6	11.3	
TEXAS	01-07-17	*	30	2-6	.333	1-3	.333	0-0	.000	1	0	1	4.8	0	3	2	0	4	5	10.9	
at Oklahoma State	01-11-17	*	32	7-12	.583	4-9	.444	1-2	.500	1	3	4	4.7	3	2	0	0	3	19	11.4	
at TCU	01-14-17	*	30	4-7	.571	2-5	.400	0-0	.000	2	3	5	4.8	2	1	2	1	1	10	11.3	
KANSAS	01-16-17	*	33	2-5	.400	2-5	.400	0-0	.000	0	0	0	4.5	0	0	1	0	1	6	11.0	
at Oklahoma	01-21-17	*	44	4-13	.308	3-9	.333	0-0	.000	1	3	4	4.4	2	2	4	0	4	11	11.0	
KANSAS STATE	01-24-17	*	35	9-12	.750	7-10	.700	0-3	.000	0	2	2	4.3	3	2	3	0	0	25	11.7	
Totals			19	577	80-180	.444	45-113	.398	18-23	.783	14	68	82	4.3	27	29	25	2	25	223	11.7

Games played: 19
Minutes/game: 30.4
Points/game: 11.7
FG Pct: 44.4
3FG Pct: 39.8
FT Pct: 78.3

Rebounds/game: 4.3
Assists/game: 1.5
Turnovers/game: 1.3
Assist/turnover ratio: 1.2
Steals/game: 1.3
Blocks/game: 0.1

#23 Greder, Wes

Opponent	Date	gs	min	Total		3-Pointers		Free throws		Rebounds				pf	a	t/o	blk	stl	pts	avg
				fg-fga	pct	3fg-fga	pct	ft-fta	pct	off	def	tot	avg							
SAVANNAH STATE	11-11-16		2	0-0	.000	0-0	.000	0-0	.000	0	0	0	0.0	0	0	0	1	0	0	0.0
MOUNT ST. MARY'S	11-14-16		2	0-1	.000	0-1	.000	0-0	.000	1	0	1	0.5	0	0	0	0	0	0	0.0
THE CITADEL	11-20-16		3	0-0	.000	0-0	.000	0-2	.000	0	2	2	1.0	0	0	0	0	0	0	0.0
OMAHA	12-05-16		2	0-0	.000	0-0	.000	0-1	.000	0	0	0	0.8	0	0	0	0	0	0	0.0
MISS. VALLEY STATE	12-20-16		2	0-2	.000	0-2	.000	0-0	.000	0	0	0	0.6	0	0	0	0	0	0	0.0
Totals			0	11	0-3	.000	0-3	.000	0-3	.000	1	2	3	0.6	0	0	0	1	0	0.0

Games played: 5
Minutes/game: 2.2
FG Pct: 0.0
3FG Pct: 0.0
FT Pct: 0.0

Rebounds/game: 0.6
Blocks/game: 0.2

2016-17 Cyclone Basketball
Iowa State Individual Game-by-Game (as of Jan 24, 2017)
All games

#24 Nezelek, Stuart

Opponent	Date	gs	min	Total		3-Pointers		Free throws		Rebounds				pf	a	t/o	blk	stl	pts	avg	
				fg-fga	pct	3fg-fga	pct	ft-fa	pct	off	def	tot	avg								
SAVANNAH STATE	11-11-16		2	1-1	1.000	0-0	.000	0-0	.000	0	1	1	1.0	0	1	0	0	0	2	2.0	
MOUNT ST. MARY'S	11-14-16		2	0-0	.000	0-0	.000	0-0	.000	0	0	0	0.5	0	0	0	0	0	0	1.0	
THE CITADEL	11-20-16		3	1-3	.333	0-0	.000	0-0	.000	1	0	1	0.7	0	0	0	0	1	2	1.3	
OMAHA	12-05-16		2	0-1	.000	0-0	.000	2-2	1.000	0	1	1	0.8	0	0	0	0	0	2	1.5	
Totals			0	9	2-5	.400	0-0	.000	2-2	1.000	1	2	3	0.8	0	1	0	0	1	6	1.5

Games played: 4
Minutes/game: 2.3
Points/game: 1.5
FG Pct: 40.0
FT Pct: 100.0

Rebounds/game: 0.8
Assists/game: 0.3
Assist/turnover ratio: 99.9
Steals/game: 0.3

#30 Burton, Deonte

Opponent	Date	gs	min	Total		3-Pointers		Free throws		Rebounds				pf	a	t/o	blk	stl	pts	avg	
				fg-fga	pct	3fg-fga	pct	ft-fa	pct	off	def	tot	avg								
SAVANNAH STATE	11-11-16	*	19	3-7	.429	0-1	.000	1-2	.500	2	7	9	9.0	1	2	5	1	2	7	7.0	
MOUNT ST. MARY'S	11-14-16	*	27	5-9	.556	0-0	.000	0-0	.000	1	12	13	11.0	2	1	3	1	2	10	8.5	
THE CITADEL	11-20-16	*	17	3-7	.429	0-1	.000	1-2	.500	0	3	3	8.3	3	2	0	2	2	7	8.0	
vs Indiana State	11-24-16	*	26	4-15	.267	0-4	.000	2-4	.500	3	4	7	8.0	2	1	3	0	2	10	8.5	
vs Miami	11-25-16	*	35	8-16	.500	2-2	1.000	3-3	1.000	2	5	7	7.8	2	0	1	1	1	21	11.0	
vs Gonzaga	11-27-16	*	36	13-24	.542	3-5	.600	0-0	.000	4	8	12	8.5	3	0	1	2	0	29	14.0	
CINCINNATI	12-01-16	*	30	4-13	.308	1-3	.333	0-0	.000	5	3	8	8.4	3	0	0	0	0	9	13.3	
OMAHA	12-05-16	*	18	8-11	.727	3-3	1.000	1-2	.500	0	2	2	7.6	2	0	1	3	3	20	14.1	
at Iowa	12-08-16	*	30	5-13	.385	0-3	.000	0-0	.000	3	5	8	7.7	3	2	2	0	1	10	13.7	
vs Drake	12-17-16	*	25	1-9	.111	0-1	.000	5-8	.625	3	7	10	7.9	4	3	1	2	1	7	13.0	
MISS. VALLEY STATE	12-20-16	*	22	3-5	.600	0-0	.000	2-2	1.000	2	7	9	8.0	2	3	2	0	2	8	12.5	
TEXAS TECH	12-30-16	*	15	2-11	.182	0-3	.000	2-2	1.000	2	1	3	7.6	3	1	1	0	0	6	12.0	
at Baylor	01-04-17	*	17	5-13	.385	1-1	1.000	0-0	.000	2	2	4	7.3	4	0	1	0	2	11	11.9	
TEXAS	01-07-17	*	33	12-17	.706	3-4	.750	0-3	.000	1	4	5	7.1	4	3	4	2	2	27	13.0	
at Oklahoma State	01-11-17	*	27	5-12	.417	1-2	.500	1-1	1.000	2	4	6	7.1	4	4	3	3	2	12	12.9	
at TCU	01-14-17	*	33	1-10	.100	0-3	.000	3-4	.750	0	5	5	6.9	2	2	2	1	2	5	12.4	
KANSAS	01-16-17	*	34	9-21	.429	1-6	.167	2-4	.500	1	4	5	6.8	2	0	3	3	1	21	12.9	
at Oklahoma	01-21-17	*	40	11-21	.524	3-7	.429	6-6	1.000	1	5	6	6.8	4	0	3	1	3	31	13.9	
KANSAS STATE	01-24-17	*	31	3-10	.300	0-2	.000	3-4	.750	0	6	6	6.7	4	2	3	4	3	9	13.7	
Totals			19	515	105-244	.430	18-51	.353	32-47	.681	34	94	128	6.7	54	26	39	26	31	260	13.7

Games played: 19
Minutes/game: 27.1
Points/game: 13.7
FG Pct: 43.0
3FG Pct: 35.3
FT Pct: 68.1

Rebounds/game: 6.7
Assists/game: 1.4
Turnovers/game: 2.1
Assist/turnover ratio: 0.7
Steals/game: 1.6
Blocks/game: 1.4

2016-17 Cyclone Basketball
Iowa State Individual Game-by-Game (as of Jan 24, 2017)
All games

#33 Young, Solomon

Opponent	Date	gs	min	Total		3-Pointers		Free throws		Rebounds				pf	a	t/o	blk	stl	pts	avg
				fg-fga	pct	3fg-fga	pct	ft-fta	pct	off	def	tot	avg							
SAVANNAH STATE	11-11-16		14	5-6	.833	0-0	.000	1-4	.250	1	4	5	5.0	5	0	2	1	0	11	11.0
MOUNT ST. MARY'S	11-14-16		11	1-3	.333	0-1	.000	1-1	1.000	2	4	6	5.5	4	0	1	2	0	3	7.0
THE CITADEL	11-20-16		20	5-6	.833	0-0	.000	2-2	1.000	2	3	5	5.3	2	0	1	0	0	12	8.7
OMAHA	12-05-16		16	3-4	.750	0-0	.000	0-0	.000	3	2	5	5.3	1	0	1	2	2	6	8.0
at Iowa	12-08-16		14	1-2	.500	0-0	.000	2-2	1.000	1	1	2	4.6	1	0	0	0	1	4	7.2
vs Drake	12-17-16		3	0-0	.000	0-0	.000	0-1	.000	0	0	0	3.8	0	0	0	0	0	0	6.0
MISS. VALLEY STATE	12-20-16		15	3-5	.600	0-0	.000	2-4	.500	4	3	7	4.3	2	0	2	1	0	8	6.3
TEXAS TECH	12-30-16		16	0-3	.000	0-1	.000	0-0	.000	2	0	2	4.0	1	0	0	0	0	0	5.5
at Baylor	01-04-17		12	2-3	.667	1-1	1.000	0-0	.000	0	0	0	3.6	4	0	0	0	0	5	5.4
TEXAS	01-07-17		6	1-1	1.000	0-0	.000	0-0	.000	1	1	2	3.4	2	0	0	0	0	2	5.1
at Oklahoma State	01-11-17		8	1-2	.500	0-0	.000	1-1	1.000	0	0	0	3.1	0	0	1	0	1	3	4.9
at TCU	01-14-17		3	0-0	.000	0-0	.000	0-0	.000	0	0	0	2.8	0	0	0	0	0	0	4.5
KANSAS	01-16-17		6	1-1	1.000	0-0	.000	0-0	.000	0	0	0	2.6	2	0	0	0	0	2	4.3
at Oklahoma	01-21-17		4	0-0	.000	0-0	.000	0-0	.000	1	0	1	2.5	0	0	1	1	0	0	4.0
KANSAS STATE	01-24-17		2	0-0	.000	0-0	.000	0-0	.000	1	0	1	2.4	2	0	0	0	0	0	3.7
Totals		0	150	23-36	.639	1-3	.333	9-15	.600	18	18	36	2.4	26	0	9	7	4	56	3.7

Games played: 15
Minutes/game: 10.0
Points/game: 3.7
FG Pct: 63.9
3FG Pct: 33.3
FT Pct: 60.0

Rebounds/game: 2.4
Turnovers/game: 0.6
Steals/game: 0.3
Blocks/game: 0.5

#TM TEAM

Opponent	Date	gs	min	Total		3-Pointers		Free throws		Rebounds				pf	a	t/o	blk	stl	pts	avg
				fg-fga	pct	3fg-fga	pct	ft-fta	pct	off	def	tot	avg							
SAVANNAH STATE	11-11-16		0	0-0	.000	0-0	.000	0-0	.000	2	0	2	2.0	0	0	0	0	0	0	0.0
MOUNT ST. MARY'S	11-14-16		0	0-0	.000	0-0	.000	0-0	.000	1	1	2	2.0	0	0	0	0	0	0	0.0
THE CITADEL	11-20-16		0	0-0	.000	0-0	.000	0-0	.000	0	0	0	1.3	0	0	0	0	0	0	0.0
vs Indiana State	11-24-16		0	0-0	.000	0-0	.000	0-0	.000	4	1	5	2.3	0	0	1	0	0	0	0.0
vs Miami	11-25-16		0	0-0	.000	0-0	.000	0-0	.000	1	2	3	2.4	0	0	0	0	0	0	0.0
vs Gonzaga	11-27-16		0	0-0	.000	0-0	.000	0-0	.000	1	0	1	2.2	0	0	1	0	0	0	0.0
CINCINNATI	12-01-16		0	0-0	.000	0-0	.000	0-0	.000	0	3	3	2.3	0	0	1	0	0	0	0.0
OMAHA	12-05-16		0	0-0	.000	0-0	.000	0-0	.000	2	1	3	2.4	0	0	0	0	0	0	0.0
at Iowa	12-08-16		0	0-0	.000	0-0	.000	0-0	.000	2	2	4	2.6	0	0	0	0	0	0	0.0
vs Drake	12-17-16		0	0-0	.000	0-0	.000	0-0	.000	1	1	2	2.5	0	0	0	0	0	0	0.0
MISS. VALLEY STATE	12-20-16		0	0-0	.000	0-0	.000	0-0	.000	3	2	5	2.7	0	0	0	0	0	0	0.0
TEXAS TECH	12-30-16		0	0-0	.000	0-0	.000	0-0	.000	0	0	0	2.5	0	0	0	0	0	0	0.0
at Baylor	01-04-17		0	0-0	.000	0-0	.000	0-0	.000	1	1	2	2.5	0	0	0	0	0	0	0.0
TEXAS	01-07-17		0	0-0	.000	0-0	.000	0-0	.000	2	1	3	2.5	0	0	0	0	0	0	0.0
at Oklahoma State	01-11-17		0	0-0	.000	0-0	.000	0-0	.000	5	0	5	2.7	0	0	1	0	0	0	0.0
at TCU	01-14-17		0	0-0	.000	0-0	.000	0-0	.000	5	1	6	2.9	0	0	0	0	0	0	0.0
KANSAS	01-16-17		0	0-0	.000	0-0	.000	0-0	.000	2	1	3	2.9	0	0	0	0	0	0	0.0
at Oklahoma	01-21-17		0	0-0	.000	0-0	.000	0-0	.000	1	3	4	2.9	0	0	0	0	0	0	0.0
KANSAS STATE	01-24-17		0	0-0	.000	0-0	.000	0-0	.000	0	2	2	2.9	0	0	0	0	0	0	0.0
Totals		0	0	0-0	.000	0-0	.000	0-0	.000	33	22	55	2.9	0	0	4	0	0	0	0.0

Games played: 19

Rebounds/game: 2.9
Turnovers/game: 0.2