



VANDERBILT FOOTBALL

GAME NOTES

CONTACTS: LARRY LEATHERS (LARRY.LEATHERS@VANDERBILT.EDU) | KYLE PARKINSON (KYLE.PARKINSON@VANDERBILT.EDU)

GAME 8



TENNESSEE STATE at VANDERBILT

Saturday, Oct. 22, 2016 ★ 6:30 p.m. ★ Nashville, Tenn. ★ Vanderbilt Stadium

TIGERS

Overall: 5-1

OVC: 2-1

Head Coach:

Rod Reed (7th season)

Record at TSU: 37-28 (.569)

Career record: 37-28 (.569)

COMMODORES

Overall: 3-4

SEC: 1-3

Head Coach:

Derek Mason (3rd season)

Record at VU: 10-21 (.323)

Career record: 10-21 (.323)



QUICK COMPARISON

TSU

36.3

120

158.3

237.2

395.5

44%

133.8

209.3

343.2

38%

PPG

1st DOWNS

RUSH

PASS

OFFENSE

3rd DOWNS

OPP. RUSH

OPP. PASS

OPP. OFFENSE

OPP. 3rd DOWNS

VU

18.7

118

135.0

146.1

281.1

33%

162.3

234.0

396.3

39%



OPENING KICK

★ Vanderbilt returns home for its final non-conference game of the year and second match-up ever against Tennessee State.

★ RB Ralph Webb needs 355 yards to break Zac Stacy's school record. Webb leads the league with 887 all-purpose yards.

★ LB Zach Cunningham leads the SEC with 81 tackles and 13.0 tackles for loss. Cunningham has recorded at least 10 tackles in five of the last seven games.

★ Cunningham became the first Commodore since 2008 to be named a Walter Camp National Player of the Week for his 19-tackle performance in the win at Georgia last week. He was also named SEC Defensive Player of the Week.

★ KR Darrius Sims needs 44 yards to set the team's all-time record for kick returns. Sims returned two kicks last week for a season-high 124 yards, including a SEC-best 95-yard return. His outing at Georgia earned him SEC Special Teams Player of the Week.

A Vanderbilt victory would...

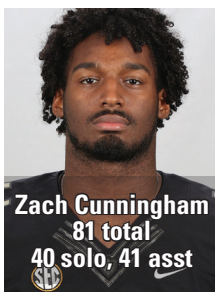
★ Give VU back-to-back wins for the first time since 2013.

★ Be Vanderbilt's fifth Homecoming win in the team's last six.

★ Get the Commodores back to .500 for the season.

VANDERBILT STAT LEADERS

TACKLES



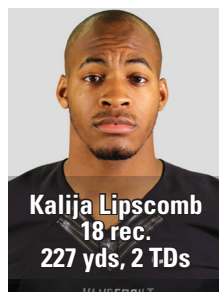
PASSING



RUSHING



RECEIVING



ESPNU

PBP: Clay Matvick
Analyst: Dusty Dvoracek

VANDERBILT IMG NETWORK

Flagship: WLAC 1510/WNSR 560/95.9
Voice of the Commodores: Joe Fisher
Analyst: Norman Jordan
Sideline: Mitch Light
Sirius: Ch. 112 | XM: Ch. 202



S. Carolina

Loss

13-10

ESPN

Middle Tenn.

Win

47-24

SEC Network

@Ga. Tech

Loss

38-7

ACC Network

@WKU

Win

31-30 (OT)

CBS SN

Florida

Loss

13-6

SEC Network

@Kentucky

Loss

20-13

SEC Network

@Georgia

Win

17-16

SEC Network

Tenn. State

Oct. 22

6:30 p.m.

ESPNU

@Auburn

Nov. 5

TBA

TBA

@Missouri

Nov. 12

TBA

TBA

Ole Miss

Nov. 19

TBA

TBA

Tennessee

Nov. 26

TBA

TBA



VANDERBILT FOOTBALL MEDIA SERVICES



Monday	Tuesday	Wednesday	Thursday	Friday	Saturday	Sunday
PRACTICE 9:15-10 a.m.	PRESS CONFERENCE 12:15 p.m. Coach Mason	PRACTICE 8:20-10 a.m. (post-practice availability)	NO MEDIA AVAILABILITY	NO MEDIA AVAILABILITY	TENNESSEE STATE 6:30 p.m. ESPNU	NO MEDIA AVAILABILITY
NO MEDIA AVAILABILITY	12:30 p.m Players	SEC COACHES TELECONFERENCE 10:30 a.m. Coach Mason				

VANDERBILT POST-GAME INTERVIEWS

Coach Mason's post-game press conferences are held after he addresses the team. Only properly credentialed media will be allowed into the Vanderbilt press conference room at Vanderbilt Stadium and away games.

Mason's remarks will be held in the team's press conference area. The press conference area at Vanderbilt Stadium is located in the south end zone tunnel near the team's locker room.

The Vanderbilt Locker Room is closed. Up to six student-athletes will be made available for post-game interviews. These interviews will be conducted in the same press conference room as Coach Mason's remarks. The players are available at the conclusion of Mason's conference.

GAME WEEK INTERVIEW POLICY

All interview requests for Coach Mason and Vanderbilt student-athletes **MUST** go through Larry Leathers or Kyle Parkinson prior to the interview.

Mason and offensive coordinator Andy Ludwig will be available to media members at the conclusion of practice on Wednesday morning. Student-athletes and other assistant coaches will also be available to media after the Wednesday sessions.

Practice sessions are closed to the media.

COACH MASON'S RADIO SHOW TUESDAY

The Vanderbilt Coaches Show with Coach Mason, a weekly feature of Nashville flagships NewsRadio 1510 WLAC & WNSR AM 560/FM 95.9, is scheduled on Tuesdays. The show starts at 7 p.m. running one hour with Coach Mason and the Voice of the Commodores Joe Fisher.

CREDENTIALS

Media seeking credentials should contact Larry Leathers at least one week prior to the event. Media will call is located at Gate 1 of Vanderbilt Stadium.

WEEKLY PRESS CONFERENCE ON TUESDAYS

Coach Mason participates in a weekly press conference for local media on Tuesdays at 12:15 p.m. It is held in the team's post-game press conference room in the south end zone of Vanderbilt Stadium.

Interviews with selected student-athletes will follow Mason's remarks.

The press event is available on SEC Network+ and archived at vucommo-dores.com.

SEC COACHES TELECONFERENCE: WEDNESDAY 10:30 A.M.

Coach Mason is available each Wednesday morning to media outlets as part of the Southeastern Conference Coaches' Teleconference. Mason's 10-minute segment starts at 10:30 a.m. CT. To participate, call the SEC Office at (205) 458-3010.

COACH'S TV SHOW ON SUNDAYS

Vanderbilt Football with Derek Mason is on each Sunday evening on Fox 17.

The show, featuring Coach Mason and Voice of the Commodores Joe Fisher, airs each Sunday at 10:30 p.m. CT on Nashville's Fox 17.

ON THE INTERNET

Vanderbilt's website - vucommo-dores.com - hosts stories from former Sports Illustrated writer Zac Ellis along with stats, notes and videos.

GAME DAY AT VANDERBILT STADIUM

The press box at Vanderbilt Stadium opens approximately three hours before kickoff unless otherwise noted above. The press box will close approximately three hours after the conclusion of the game.

Game notes and depth charts for both teams will be available in the press box and online at vucommo-dores.com/FootballGameNotes.

Wireless internet is available in the press box along with live stats via statbroadcast.com.



VANDERBILT ATHLETIC COMMUNICATIONS

OFFICE: 615.322.4121

VUCOMMODORES.COM

Larry Leathers
Director of Football Communications
Cell: 615.480.8226
larry.leathers@vanderbilt.edu

David Dawson (WBB/XC/Commodore Nation)
Asst. Director of Communications
Office: 615.343.5823
david.dawson@vanderbilt.edu

Jay Kafer (Track & Field)
Communications Assistant
Office: 615.343.4121
jay.kafer@vanderbilt.edu

Kyle Parkinson (Baseball/Football)
Asst. AD/Communications
Office: 615.343.0020
kyle.parkinson@vanderbilt.edu

Catherine Hilley (Soccer/Tennis)
Asst. Director of Communications
Office: 615.343.0019
catherine.hilley@vanderbilt.edu

Matt Paras (Lacrosse/Swimming)
Communications Assistant
Office: 615.343.4121
matt.paras@vanderbilt.edu

Rod Williamson (Bowling)
Assoc. AD/Director of Communications
Office: 615.322.4051
rod.williamson@vanderbilt.edu

Dana Reynolds
Social Media Coordinator
Office: 615.322.8797
dana.reynolds@vanderbilt.edu

Robynn Candish
Administrative Assistant
Office: 615.322.4121
robynn.candish@vanderbilt.edu

Andy Boggs (MBB/Golf)
Asst. Director of Communications
Office: 615.343.1847
andy.boggs@vanderbilt.edu

Zac Ellis
Writer/Digital Media Editor
Office: 615.322.1012
zac.ellis@vanderbilt.edu



VANDERBILT VS. TENNESSEE STATE BREAKDOWN



CATEGORY	VANDERBILT	TENNESSEE ST.	CATEGORY	VANDERBILT	TENNESSEE ST.
Overall	3-4	5-1	Kick Returns: #-Yards	18-526	21-518
SEC/OVC	1-3	2-1	Punt Returns: #-Yards	15-56	14-98
Streak	W1	W1	INT Returns: #-Yards	4-63 (T12)	12-241
Scoring	131	218	Kick Return Average	29.2 (1)	24.7
Points per Game	18.7 (13)	36.3	Punt Return Average	3.7 (11)	7.0
First Downs	118 (11)	120	INT Return Average	15.8	20.1
Rushing	52	46	Fumbles-Lost	10-3	13-2
Passing	54	57	Fumbles Recovered	12-7	9-5
Penalty	12	17	Penalties-Yards	37-296	62-561
Rushing Yards	945	950	Average per Game	42.3 (2)	93.5
Yards Gained	1119	1068	Punts-Yards	46-1885	23-759
Yards Lost	174	118	Average per Punt	41.0	33.0
Attempts	260	224	Net Punt Average	38.4 (10)	25.4
Average per Rush	3.6	4.2	Time of Possession/Game	30:19 (6)	32:42
Average per Game	135.0 (13)	158.3	3rd Down Conversions	32/97	32/72
TDs	11	14	3rd Down Pct.	33% (13)	44%
Passing Yards	1023	1423	4th Down Conversions	1/7	3/3
Comp-Att-INT	97-191-4	91-155-5	4th Down Pct.	14% (13)	100%
Average per Pass	5.4	9.2	Sacks By-Yards	6-39 (14)	12-66
Average per Catch	10.5	15.6	Sacks Allowed-Yards	16-107 (T9)	4-16
Average per Game	146.1 (14)	237.2	Touchdowns Scored	15	28
TDs Passing	3	12	Field Goals-Attempts	8-10	8-14
Total Offense	1968	2373	Redzone Scores	21-22 (1)	20-23
Total Plays	451	379	Redzone Touchdowns	14-22	18-23
Average per Play	4.4	6.3			
Average per Game	281.1 (14)	395.5			

The Tennessee State Series

All-Time vs. Tennessee State: 1-0

First meeting: 2006, Nashville W 38-9

Last meeting: 2006, Nashville W 38-9

Last meeting in Nashville: 2006, W 38-9

In Nashville: 1-0

In Nashville (TSU): 0-0

Streak: W1

All-Time meetings (1-0)

2006 - Nashville, W 38-9

Last time vs. Tennessee State

NASHVILLE, Tenn. (AP) -- Vanderbilt unleashed a 21-point explosion in just over two minutes on the clock to ensure its first win of the season, defeating cross-town school Tennessee State University Tigers 38-9. It was the two schools first meeting.

Quarterback Chris Nickson had a strong day, completing 9 of 13 passes for 108 yards and two touchdowns. The redshirt sophomore threw one interception and rushed for 49 yards and another touchdown. Redshirt freshman quarterback Mackenzi Adams saw his first career action late in the fourth quarter, orchestrating a 11-play, 66-yard touchdown drive capped by a six-yard run by fellow red-shirt-freshman Jared Hawkins. It was Hawkins' first career touchdown.

Junior tailback Cassen Jackson-Garrison led the 'Dores on the ground with 14 carries for 71 yards, followed by redshirt freshman Jared Hawkins, who ran for 54 yards and a touchdown.

TEAM	1	2	3	4	FINAL	RECORD
TSU	0	3	0	6	9	2-2,1-0
VU	7	3	14	14	38	1-3,0-2

SCORING SUMMARY

1st: VU - Marlon White 5-yd pass from Chris Nickson (B. Hahnfeldt kick) 6-38, 3:23.

2nd: VU - B. Hahnfeldt 26-yd field goal 6-20, 2:42. TSU - BENSON,Eric 25-yd field goal 4-3 yards, 2:09.

3rd: VU - Marcus Buggs 0-yd interception return (B. Hahnfeldt kick). VU - Chris Nickson 6-yd run (B. Hahnfeldt kick) 2-7, 0:56.

4th: TSU - JOHNSON,Chris 15-yd pass from HEFFNER,Antonio (HEFFNER,Antonio pass failed) 8-80, 4:31. VU - Jared Hawkins 6-yd run (B. Hahnfeldt kick) 11-66, 5:41.

STATISTICS

	TSU	VU
FIRST DOWNS	14	17
RUSHES-YARDS (NET)	36-71	37-179
PASSING YDS (NET)	181	129
PASSES ATT-COMP-INT	22-11-2	17-12-1
TOTAL OFFENSE PLAYS-YARDS	58-252	54-308
KICKOFF RETURNS-YARDS	6-70	2-42
INTERCEPTION RETURNS-YARDS	1-27	2-21
PUNTS (NUMBER-AVG)	3-32.7	2-38.0
FUMBLES-LOST	6-2	2-1
PENALTIES-YARDS	7-58	1-5
POSSESSION TIME	31:21	28:39
THIRD-DOWN CONVERSIONS	4 OF 10	4 OF 10
FOURTH-DOWN CONVERSIONS	0 OF 1	0 OF 1
RED-ZONE SCORES-CHANCES	2-4	4-7
SACKS BY: NUMBER-YARDS	1-7	3-29

RUSHING: TSU-WILLIAMS,Javarr 12-28; WRIGHT,Terrence 4-25; MORROW,Jarrett 1-11; SAMPLE,Julian 2-6; HEFFNER,Antonio 16-2; YOUNG,Maurice 1-(-1). VANDY-C. Jackson-Garr 14-71; Jared Hawkins 9-54; Chris Nickson 13-49; Mackenzi Adams 1-5.

PASSING: TSU-HEFFNER,Antonio 10-21-2-159; YOUNG,Maurice 1-1-0-22. VANDY-Chris Nickson 9-13-1-108; Mackenzi Adams 3-4-0-21.

RECEIVING: TSU-BELVIN,Brandon 4-66; MORROW,Jarrett 2-24; JOHNSON,Chris 2-20; STEPHENS,Jeremy 1-38; HEFFNER,Antonio 1-22; GRAHAM,Antonio 1-11. VANDY-Earl Bennett 4-81; Steven Bright 2-13; C. Jackson-Garr 2-8; George Smith 1-14; Larry Simmons 1-8; Marlon White 1-5; Sean Walker 1-0.

Did You Know?

Nashville is named after Francis Nash, who was one of the few Patriot generals killed during the American Revolution.

The Blue Room, a live venue located inside Jack White's Third Man Records, is the only venue in the world that records music directly to vinyl record.



VANDERBILT (IN)DEPTH CHART: OFFENSE

WR		10 Trent Sherfield // 6-1, 200, Jr. Set school record with 240 yards receiving vs. Austin Peay 9/19/15... 51 catches in '15 led team... Working towards degree in medicine, health and society.	2016 2015 2014 Totals	REC 14 51 1 66	YDS 126 659 9 794	TD 0 3 0 3
		9 Caleb Scott // 6-2, 204, Jr. Caught season-long 66-yard pass at WKU... Caught at least two passes in eight games in '15... Son of former Commodore and NFL player Chuck Scott (1981-84).	2016 2015 2014 Totals	REC 6 24 6 36	YDS 120 339 78 537	TD 0 2 0 2
TE		83 Nathan Marcus // 6-5, 244, R-Jr. Caught game-winning TD at WKU... Started two games and played in 11 games during sophomore season... Working toward degree in communication studies.	2016 2015 2014 Totals	REC 8 4 6 18	YDS 50 34 56 140	TD 1 0 2 3
		80 Jared Pinkney // 6-4, 250, R-Fr. Caught a career-best three passes at WKU... Made his first career start against South Carolina in the season-opener... Missed freshman season after suffering season-ending injury in 2015 opener.	2016 Totals	REC 9 9	YDS 113 113	TD 0 0
LT		74 Will Holden // 6-6, 312, Sr. Started all 12 games at LT in 2015 as one of three Commodores on offense to start all 12 games (Ralph Webb, Trent Sherfield)... An Eagle Scout, aspires to be an FBI agent.	2016 2015 2014 Totals	GP 7 12 12 42	GS 7 12 10 29	
		77 Devin Cochran // 6-7, 305, Fr. First team All-State OT for Greater Atlanta Christian as a senior, helping team to 12-2 record senior season... Also competed in track & field as a thrower.	2016 Totals	GP 0	GS 0	
LG		57 Ean Pfeifer // 6-4, 290, R-Fr. Earned first career start vs. Florida... Redshirted during the 2015 season... First team All-State selection as a senior and junior for powerful Bentonville HS in Arkansas... Has five siblings.	2016 2015 Totals	GP 5 0 5	GS 3 0 3	
		64 Delando Crooks // 6-5, 305, R-Jr. Missed significant time in 2015 with a leg injury but made his first career start against Texas A&M as a tight end... Named Homecoming King as a senior at Atlanta-Carver HS.	2016 2015 2014 Totals	GP 4 5 9 18	GS 4 1 0 7	
C		56 Barrett Gouger (gow-GURR) // 6-4, 305, Sr. Played in all 12 games in 2015 and started 10 games at right guard... 613 offensive snaps ranked fourth among VU lineman... High school wrestling state champion in Division II at Baylor School.	2016 2015 2014 Totals	GP 7 12 12 31	GS 7 10 0 17	
		60 Cole Hardin // 6-4, 305, R-So. Played his first career game in win over Austin Peay in 2015... Four-year starter and letterwinner on offensive line for Class 6A school in northwest Alabama.	2016 2015 Totals	GP 0 1 1	GS 0 0 0	
RG		61 Bruno Reagan // 6-3, 310, R-So. Played in all 12 games and started two in 2015, playing on the offensive line and special teams... Won wrestling Tennessee state title as a junior in HS finishing 57-0, also nationally ranked in judo.	2016 2015 2014 Totals	GP 7 12 0 19	GS 7 2 0 9	
		75 Bailey Granier // 6-6, 320, R-So. Earned playing time in 2015, playing in the team's final six games and starting three at right tackle... Played 192 total snaps... Dad is a commercial fisherman.	2016 2015 2014 Totals	GP 5 6 0 11	GS 0 3 0 3	
RT		58 Justin Skule // 6-6, 305, So. Freshman campaign ended with an injury after earning way into starting lineup, starting two games and playing in seven... Dad, Josh, played on offensive line at Navy.	2016 2015 Totals	GP 7 7 14	GS 7 2 9	
		71 Jared Southers // 6-4, 308, R-Fr. Saw his first collegiate action at Georgia Tech... Redshirted during the 2015 season... Played for Seton Hall Prep in New Jersey... Also lettered in wrestling in HS.	2016 2015 Totals	GP 4 0 4	GS 0 0 0	
QB		14 Kyle Shurmur // 6-4, 223, So. Passed for career-best 279 yards at WKU... Named starter by Coach Mason in July after starting five games as true freshman in 2015... Son of Minnesota Vikings TE coach Pat Shurmur.	2016 2015 Totals	C-A-1 91-177-3 44-103-3 135-280-6	YDS 946 503 1449	TD 3 3 6
		12 Wade Freebeck // 6-5, 225, Jr. Saw action in only one game in 2015 after starting four games and playing in five total in 2014 as a true freshman... Two-time SEC Academic Honor Roll member.	2016 2015 2014 Totals	C-A-1 6-13-1 2-6-1 34-72-5 42-91-7	YDS 77 26 376 479	TD 0 0 1 1
RB		7 Ralph Webb // 5-10, 202, Jr. Needs 355 yards to break all-time rushing record at Vanderbilt... Ran for 211 yards vs. MT, 3rd-most in VU history... Rushed for more yards than any VU sophomore in history with 1152 yards in 2015.	2016 2015 2014 Totals	ATT 155 277 212 644	YDS 730 1152 907 2789	TD 6 5 4 15
		23 Khari Blasingame // 6-1, 235, R-So. Earned first career start at RB vs. Florida... Played 11 games in 2015 as a reserve LB, starting one game... Plays the saxophone.	2016 Totals	ATT 47 47	YDS 201 201	TD 4 4
FB		39 Bailey McElwain // 6-0, 238, Fr. Earned first career start vs. MT... The last recruit to join freshman class, signing over the summer... Played at Hewitt-Trussville HS in Alabama earning All-State honors as a junior and senior.	2016 Totals	ATT 0 0	YDS 0 0	TD 0 0
		28 Dallas Rivers // 6-1, 225, Jr. Played in all 12 games in 2015 serving as Ralph Webb's back-up... Lone TD run came against Middle Tennessee... Involved in Young Life organization and works as counselor at local youth camps.	2016 2015 2014 Totals	ATT 7 60 61 128	YDS 13 183 218 414	TD 1 1 2 4
WR		16 Kalija (kuh-lie-JUH) Lipscomb // 6-1, 190, Fr. Caught career-high six passes at GT... Started at WR in his first career game, catching one pass for 15 yards... Caught 56 passes for 1036 yards and 11 TDs for Jesuit HS in New Orleans as a senior.	2016 Totals	REC 18 18	YDS 227 227	TD 2 2
		19 C.J. Duncan // 5-11, 203, R-Jr. Season-best five catches at WKU... Returning from ruptured Achilles tendon suffered prior to 2015 season... Interned for Davidson Co. Circuit Judge J. Randall Wyatt last summer.	2016 2015 2014 Totals	REC 17 - 28 45	YDS 192 - 441 633	TD 0 - 4 4



VANDERBILT (IN)DEPTH CHART: DEFENSE

DL		49 Jonathan Wynn // 6-4, 258, R-Jr. Started four games and played in all 12 in 2015, moving from OLB to DE... Studied abroad in Switzerland in May 2016... Attended same HS as teammate Dallas Rivers.	2016 U-A-T TFL SACK 7-4-11 1.0-1 0.0-0 2015 8-13-21 3.0-13 1.0-7 2014 5-8-13 1.5-10 1.0-8 Totals 20-25-45 5.5-24 2.0-15
		34 Dare (dar-EE) Odeyingbo (O-duh-yeng-BO) // 6-2, 262, So. Recorded his first career sack at GT... Played in eight games as a true freshman in 2015, earning time on special teams and on defense... Parents, Gary and Betty, are natives of Nigeria.	2016 U-A-T TFL SACK 5-6-11 3.0-12 1.0-7 2015 0-2-2 0.5-1 0.0-0 Totals 5-8-13 3.5-13 1.0-7
DL		69 Adam Butler // 6-4, 295, Sr. Owns 29 career starts... Career-best two sacks vs. Florida... Started eight games in 2015 on defensive line... Expected to finish degree in environmental communication in December.	2016 U-A-T TFL SACK 8-5-13 4.0-19 2.0-13 2015 12-6-8 7.0-27 3.0-18 2014 16-19-35 7.5-22 2.5-13 Totals 44-39-91 24.5-86 7.5-44
		94 Torey Agee // 6-4, 285, Sr. Played in 11 games in 2015, making one start... Expected to complete degree in psychology in December... Son of former NFL RB Tommy Agee.	2016 U-A-T TFL SACK 2-4-6 0.0-0 0.0-0 2015 12-5-17 3.0-16 2.0-13 2014 0-4-4 0.0-0 0.0-0 Totals 15-16-31 3.0-16 2.0-13
DL		77 Nifae (nee-FY) Lealao (lay-louw) // 6-5, 312, Jr. Started four games and played in all 12 in 2015... One of three players on football roster of Polynesian descent (Sa'o, Auwae-McMoore).	2016 U-A-T TFL SACK 7-4-11 1.0-3 0.0-0 2015 9-9-18 1.0-2 0.0-0 2014 2-5-7 0.0-0 0.0-0 Totals 18-18-36 2.0-5 0-0
		44 Nehemiah Mitchell // 6-4, 260, Sr. Played OLB in 2015, making seven starts after transferring from San Francisco CC... Moved to DE during offseason... Uncle is former Oklahoma LB and Arizona Cardinals LB Lance Mitchell.	2016 U-A-T TFL SACK 0-3-3 0.5-1 0.0-0 2015 9-15-24 1.5-12 0.5-3 Totals 9-18-27 2.0-13 0.5-3
OLB		99 Landon Stokes // 6-4, 240, R-Jr. Saw action in all 12 games in 2015 earning five starts... Plays the saxophone... Son of former NFL defensive end Fred Stokes.	2016 U-A-T TFL SACK 4-5-9 0.0-0 0.0-0 2015 12-12-24 3.0-12 1.0-9 2014 2-2-4 0.0-0 0.0-0 Totals 18-19-37 3.0-12 1.0-9
		11 Charles Wright // 6-3, 237, R-So. Played in all 12 games as a redshirt freshman in 2015, seeing time on defense and special teams... All-State basketball player in HS.	2016 U-A-T TFL SACK 6-2-8 3.0-13 0.0-0 2015 1-2-3 1.5-5 1.0-4 Totals 7-4-11 4.5-18 1.0-4
ILB		41 Zach Cunningham // 6-4, 230, R-Jr. Recorded a career-best 19 tackles at Georgia... Leads SEC in total tackles... Named preseason All-SEC by media at SEC Media Days and 2nd team All-SEC by league's coaches.	2016 U-A-T TFL SACK 40-41-81 13.0-24 0.0-0 2015 69-34-103 16.5-56 4.5-32 2014 37-30-67 6.5-13 1.5-7 Totals 146-105-251 36.0-93 6.0-39
		25 Josh Smith // 6-3, 236, So. Played in all 12 games as true freshman in 2015... Two-time 1st team All-State player in HS... Younger brother of teammate, Emmanuel Smith... Dad, Demetrius, played football at Middle Tennessee.	2016 U-A-T TFL SACK 1-0-1 0.0-0 0.0-0 2015 1-6-7 0.5-1 0.0-0 Totals 2-6-8 0.5-1 0-0
ILB		40 Ja'karri (jah-CAR-ee) Thomas // 6-1, 225, Sr. Made a career-high 11 tackles vs. Florida... First start of season at WKU... Played in 10 games in 2015, seeing action on defense and special teams... Expected to complete degree in sociology.	2016 U-A-T TFL SACK 21-19-40 3.5-5 0.0-0 2015 7-7-14 0.0-0 0.0-0 2014 6-16-22 0.5-1 0.0-0 Totals 43-57-100 6.5-16 0-0
		7 Emmanuel Smith // 6-2, 219, Jr. Played in 11 of 12 games in 2015, making two starts and contributing on special teams... Older brother of teammate, Josh Smith... Dad, Demetrius, played football at Middle Tennessee.	2016 U-A-T TFL INT 4-2-6 0.0-0 0.0-0 2015 1-9-10 0.0-0 0.0-0 2014 1-2-3 0.0-0 0.0-0 Totals 6-13-19 0-0 0-0
OLB		20 Oren Burks // 6-3, 222, R-Jr. Picked off his first pass of season vs. MT, recording sack and TFL too... Serves as president of Student-Athlete Advisory Committee... Nominated for AFCA Good Works team and Wuerffel Trophy.	2016 U-A-T TFL SACK 15-12-27 2.0-8 2.0-8 2015 35-24-59 2.0-5 0.0-0 2014 16-21-37 0.0-0 0.0-0 Totals 66-57-123 4.0-13 2.0-8
		9 Caleb Peart (peert) // 6-1, 234, R-Fr. Redshirted during 2015 season... Three-time All-State defensive lineman at Hamilton HS in Gilbert, Ariz.	2016 U-A-T TFL SACK 2-2-4 0.0-0 0.0-0 Totals 2-2-4 0-0 0-0
CB		31 Tre Herndon // 6-1, 188, Jr. Leads team with 2 INTs... Snagged his first career interception at WKU... One of only two VU defenders to start all 12 games in 2015 (Oren Burks)... Real name is Willie Herndon III.	2016 U-A-T TFL INT 14-9-23 0.5-3 2-4 2015 35-12-47 1.0-6 0.0-0 2014 7-2-9 0.0-0 0.0-0 Totals 56-23-79 1.5-9 2-4
		3 Taurean Ferguson // 5-9, 190, R-Jr. Picked off first pass of season at GT... Played in 11 games during sophomore season... Started six games in 2014... Working on degree in human and organizational development.	2016 U-A-T TFL INT 17-11-28 3.0-8 1.0-0 2015 11-2-13 0.5-1 0.0-0 2014 25-5-30 1.5-2 2.2-1 Totals 53-18-71 5.0-13 3-21
SS		14 Ryan White // 5-10, 188, R-Jr. Made a career-best 12 tackles at Georgia... Returned punts & played every game on defense in 2015... Created two turnovers with an interception at Florida and fumble recovery at Middle Tennessee.	2016 U-A-T TFL INT 26-22-48 2.5-4 0.0-0 2015 18-8-26 3.0-10 1.0-1 2014 19-15-34 3.5-14 0.0-0 Totals 63-45-108 9.0-28 1.0-1
		26 Andrew Rector // 6-0, 198, So. Played in eight games as a reserve defensive back and special teams player... Played at Father Ryan HS in Nashville... Dad, Steve, played football at Western Kentucky.	2016 U-A-T TFL INT 0-1-1 0.0-0 0.0-0 2015 0-2-2 0.0-0 0.0-0 Totals 0-3-3 0-0 0-0
FS		13 LaDarius Wiley // 6-1, 205, R-So. Made a career-best 10 tackles vs. Florida... Earned first career start vs. SC... Saw action in secondary and on special teams in 2015... Has five brothers... Working on degree in medicine, health and society.	2016 U-A-T TFL INT 25-23-48 1.5-13 0.0-0 2015 5-3-8 1.0-1 0.0-0 Totals 30-26-56 2.5-14 0-0
		OR 2 Arnold Tarpley // 6-1, 200, Jr. Started seven games in 2015, playing in all 12 making at least three tackles in 10 of the 12 games... Arnold Lee Tarpley III.	2016 U-A-T TFL INT 11-3-14 0.0-0 0.0-0 2015 24-12-36 5.0-27 0.0-0 2014 14-4-18 2.0-13 0.0-0 Totals 46-19-65 8.0-41 0-0
CB		5 Torren McGaster // 6-0, 198, Sr. Led VU with nine tackles at WKU... Established as the Dores' top CB in 2015, starting all 12 games and ranking among SEC leaders in pass break-ups with 13... Has three brothers and three sisters.	2016 U-A-T TFL INT 23-16-39 1.0-1 0.0-0 2015 41-10-51 4.5-8 0.0-0 2014 46-20-66 3.5-9 2.0-2 Totals 120-51-171 9.0-18 2-6
		30 Bryce Lewis // 6-0, 185, R-So. Earned his first career start vs. Florida... Played in 11 of 12 games in 2015, seeing action on special teams as well as defense... Working on degrees in special education and economics.	2016 U-A-T TFL INT 4-3-7 0.0-0 0.0-0 2015 0-1-1 0.0-0 0.0-0 Totals 4-4-8 0-0 0-0



DORES IN THE SEC & NATIONAL RANKINGS

Category	Stat	SEC	National
Total Offense	281.1	14 (13)	128 (116)
Rushing Offense	135.0	13 (T10)	108 (87)
Passing Offense	146.1	14 (13)	120 (111)
Team Passing Efficiency	96.8	14 (13)	126 (117)
Scoring Offense	18.7	13 (13)	122 (123)
Total Defense	396.3	8 (6)	62 (28)
Rushing Defense	162.3	8 (7)	72 (33)
Passing Yards Allowed	234.0	12 (7)	76 (41)
Team Pass Defense Efficiency	122.1	9 (7)	49 (28)
Scoring Defense	22.0	7 (6)	T35 (22)
Turnover Margin	+4	T4 (14)	T32 (109)
3rd Down Conversions	33.0%	13 (10)	112 (88)
Opp. 3rd Down Conv.	39.4%	10 (2)	70 (6)
Red Zone Offense	95.5%	1 (14)	9 (126)
Red Zone Defense	73.1%	5 (2)	20 (6)
Net Punting	38.4	10 (14)	49 (119)
Punt Return Avg.	3.7	11 (11)	102 (90)
Kickoff Returns	29.2	1 (11)	5 (100)
1st Downs	118	11 (13)	103 (T115)
Opp. 1st Downs	145	T11 (2)	145 (4)
Fewest Penalty Yards/Game	42.3	2 (8)	18 (38)
Time of Possession	30:19	6 (3)	51 (25)
Sacks By/Game	0.86	14 (9)	122 (T56)
Sacks Against/Game	2.29	T9 (9)	73 (T79)
Kickoff Coverage	21.2	6 (11)	67 (--)

INDIVIDUAL

Category/Player	Stat	SEC	National
All Purpose/Ralph Webb	126.7	2 (8)	39 (67)
Fumbles Recovered/T. McGaster	2	2	7
Punting/Sam Loy	43.4	7	33
Rushing Yards/Ralph Webb	730	2	14
Rushing Yards/Gm./Ralph Webb	104.3	3 (6)	22 (37)
Rushing TDs/Ralph Webb	6	3	45
Kick Return Avg./Darrius Sims	32.4	1	5
Solo Tackles/Gm./Z. Cunningham	5.7	2	18
Tackles per Game/Z. Cunningham	11.6	1 (5)	4 (50)
Tackles for Loss/Z. Cunningham	1.9	1 (3)	3 (T21)
Interceptions/Tre Herndon	2	7	50

(2015 season total/final ranking in parentheses)

WEBB CHASING STACY, VANDY RUSHING RECORD

Ralph Webb entered his junior season chasing history and former Commodore Zac Stacy.

Webb started the season eighth all-time in rushing at Vanderbilt but has moved up to second on the list with his 730 yards rushing in the first seven games of the season - including a career-high 211 yards against Middle Tennessee - passing Lonnie Sadler, Jared McGrath, Jermaine

Johnson, Jamie O'Rourke, Carl Woods and Frank Mordica. Webb broke the all-time school record for rushing attempts against Kentucky, taking over the top spot from Carl Woods.

Webb rushed for 1,152 yards last season - the most ever by a Vanderbilt sophomore - to run his career total to 2,059 yards in just two seasons on the gridiron for VU. Webb's 1,152 yards came up just 41 yards short of Stacy's single-season Vanderbilt record of 1,193 yards set in 2011.

In his two-plus years carrying the ball for the Commodores, Webb already owns the second-most yards in a single-season at Vanderbilt and the eighth-most yards in a single season, set in 2014 with 907 yards a VU freshman record. Webb owns rushing records for sophomores and freshmen at VU already. Stacy set the school record as a junior and followed it up with 1,141 yards as a senior in 2012.

Webb became the first Vandy rusher to top the 1,000-yard mark since that 2012 season by Stacy and just the fifth VU running back to ever cross the milestone. Stacy is the only Commodore in history to post two 1,000-yard seasons.

SIMS CLOSING IN ON KICK RETURN RECORD

Darrius Sims is running up the record book at Vanderbilt in kickoff return yards and needs 44 yards to break the record.

The senior from Memphis, Tenn. began the season third all-time at VU in kickoff return yards trailing only Tony Jackson (1989-93) and record holder Mark Johnson (1986-90).

Sims moved into second all-time with a big day at Kentucky and moved closer with a season-best 124 return yards at Georgia.

VU CAREER KICKOFF RETURNS

	RET.	YARDS	AVG.	TDS
1. Mark Johnson	107	2,263	21.1	1
2. Darrius Sims	92	2,220	24.1	2
3. Tony Jackson	85	2,004	23.6	1

2016 NEED-TO-KNOW INFO

Opponent	Captains	Coin Toss	KO/Receive	1st Poss.	Opp. 1st Poss.	Game Length	Jersey	Pants	Helmet	Result
S. Carolina	Burks/Sherfield/Openshaw	Lost	KO	Punt	Punt	3:26	White	White	White	L 13-10
Middle Tenn.	Cunningham/Blasingame	Won	KO	FG	Fumble	3:41	Gray	Gray	Deep Water	W 47-24
@Ga. Tech	Burks/Webb/White	Won	KO	TD	TD	3:08	Gold	Black	Black	L 38-7
@WKU	Burks/Cunningham/Webb/White	Won	KO	Punt	TD	3:38	White	White	Gold	W 31-30 OT
#23 Florida	Shurmur/Cunningham/Webb/White	Lost	KO	Punt	Punt	3:19	Gold	Gold	Black	L 13-6
@Kentucky	Burks/Cunningham/Webb/White	Won	KO	Punt	TD	3:30	White	Gold	Black	L 20-13
@Georgia	Burks/Cunningham/Webb/White	Lost	REC	TD	Punt	3:18	White	Black	Black	W 17-16

Tennessee St.
@Auburn
@Missouri
Ole Miss
Tennessee

Ranking is indicative of AP poll ranking when game was played



ZACH THE TACKLER

Zach Cunningham has picked up where he left off the 2015 season, as a tackling machine.

The junior led the Commodores with 12 tackles in the season opener to register his fifth straight game with at least 10 tackles dating back to last season when he made a team-best 103 stops.

TACKLING MACHINE

OPP	U-A-T	TFL	He followed up with 10 more tackles against Middle Tennessee to extend the streak to six games and push his total to 80 tackles over his last nine games. He finally saw his streak of double digit tackle games come to an end with seven solo stops at Georgia Tech. Cunningham totaled nine stops in the win at Western Kentucky and 1.5 tackles for loss. He notched another double digit tackle game with 14 stops against Florida, finishing one tackle shy of his career-best. The junior recorded 10 tackles at Kentucky for his fourth game this season with at least 10 tackles. He posted a career-high 19 tackles in the Dores' win at Georgia and 2.5 tackles for loss, earning Walter Camp Defensive Player of the Week honors.
@SC	9-3-12	4.0	
MIZ	3-0-3	0.0	
@HOU	7-2-9	2.5	
@UF	5-5-10	1.0	
UK	5-5-10	0.0	
TAMU	10-4-14	3.0	
@TENN	10-0-10	0.0	
SC	6-6-12	3.0	
MT	5-5-10	1.5	
@GT	7-0-7	1.0	
@WKU	4-5-9	1.5	
UF	5-9-14	1.5	
@UK	7-3-10	2.0	
@UGA	6-13-19	2.5	
TOTALS	79-60-139	23.5	

Through seven games he leads the league in tackles with 81 and tackles for loss with 13.0.

The Pinson, Ala. native finished 2015 in a flurry, racking up 10 tackles against Florida and Kentucky, 14 against Texas A&M and 10 solo tackles against Tennessee.

IRON WEBB

Junior Ralph Webb has been a workhorse for the Commodores in his two-plus years of action on West End. The Gainesville, Fla. native has started all 31 games of his career and enters the season with the most career starts on the VU roster.

Webb has also carried the rock for the Dores, racking up a school-record 644 carries in his time on West End, including a single-season, school-record 277 last year.

On the other side of the ball, senior Adam Butler has the most career starts with 30. Will Holden holds the second-most career starts behind Webb on offense with 29.

HOMECOMING ON WEST END

Vanderbilt is set to host homecoming this weekend against Tennessee State.

Vanderbilt is 28-38-3 all-time on homecoming, including 4-1 in the team's last five homecoming games on West End. The Commodores are 2-0 in homecoming games

RECENT HOMECOMINGS AT VU

DATE	OPPONENT	RESULT
10/24/15	Missouri	W 10-3
10/11/14	Charleston Southern	W 21-20
10/5/13	Missouri	L 51-28
10/29/12	UMass	W 49-7
10/22/11	Army	W 44-21

VANDERBILT'S RECORD WHEN...

home.....	1-2
road.....	2-2
day games.....	3-3
night games.....	0-1
overtime.....	1-0
VU scores on 1st possession.....	2-1
Opp. scores on 1st possession.....	1-2
VU scores first.....	2-1
Opp. scores first.....	1-3
VU leads after 1st quarter.....	1-1
Opp. leads after 1st quarter.....	2-2
Tied after 1st quarter.....	0-1
VU leads at halftime.....	2-1
Opp. leads at halftime.....	1-3
Tied at halftime.....	0-0
VU leads after 3rd quarter.....	1-1
Opp. leads after 3rd quarter.....	1-3
Tied after 3rd quarter.....	1-0
VU has more total yards.....	0-1
Opp. has more total yards.....	3-3
VU has more rushing yards.....	1-2
Opp. has more rushing yards.....	2-2
VU has more passing yards.....	0-1
Opp. has more passing yards.....	3-3
VU has more turnovers.....	0-1
Opp. has more turnovers.....	2-2
Teams have equal turnovers.....	1-1
VU forces 1+ turnovers.....	2-4
VU has more penalties.....	0-3
Opp. has more penalties.....	3-1
Teams have equal penalties.....	0-0
VU has more time of possession.....	2-3
Opp. has more time of possession.....	1-1
VU has 100-yard rusher.....	1-2
Opp. has 100-yard rusher.....	1-0
VU has 300-yard passer.....	0-0
Opp. has 300-yard passer.....	2-0
VU has 100-yard receiver.....	0-0
Opp. has 100-yard receiver.....	2-1
VU scores less than 20 points.....	1-4
Opp. scores less than 20 points.....	1-2
VU scores 20+ points.....	2-0
Opp. scores 20+ points.....	2-2
VU scores 30+ points.....	2-0
Opp. scores 30+ points.....	1-1
Playing on grass.....	1-1
Playing on turf.....	2-3
VU defense scores.....	0-1
Opp. defense scores.....	0-0
VU scores special teams TD.....	0-0
Opp. scores special teams TD.....	0-0
vs. AP Top 5.....	0-0
vs. AP Top 10.....	0-0
vs. AP Top 15.....	0-0
vs. AP Top 25.....	0-1
VU rushes for 100+ yards.....	1-3
Opp. rushes for 100+ yards.....	0-4
VU rushes for 200+ yards.....	1-0
Opp. rushes for 200+ yards.....	0-3
VU passes for 200+ yards.....	1-0
Opp. passes for 200+ yards.....	3-1
VU passes for 250+ yards.....	1-0
Opp. passes for 250+ yards.....	3-0
VU passes for 300+ yards.....	0-0
Opp. passes for 300+ yards.....	2-0
VU totals less than 300 yards total offense.....	1-4
Opp. totals less than 300 yards total offense.....	0-1
VU totals 300+ yards total offense.....	2-0
Opp. totals 300+ yards total offense.....	3-3



CUNNINGHAM EARNS WALTER CAMP HONOR

Zach Cunningham’s incredible performance at Georgia last week earned him National Defensive Player of the Week honors from the Walter Camp Foundation.

Cunningham recorded a career-best 19 tackles, including the game-saving stop on 4th & 1, to help the Commodores win at Georgia for the first time since 2006. The junior added 2.5 tackles for loss in the victory and now leads the SEC in tackles (81) and tackles for loss (13.0).



Cunningham became just the third Commodore to ever garner the national weekly honor from the Walter Camp Foundation joining Ryan Hamilton (Sept. 28, 2008) and DJ Moore (Nov. 16, 2008) as the only Dores to win the award that began in 2004.

Cunningham’s 19 tackles are the most in a game by a Commodore since VU legend Jamie Winborn made 20 tackles in a win over South Carolina in 1999. Winborn earned All-American honors after leading the SEC with 141 tackles that season. Cunningham’s position coach and former Vanderbilt LB Chris Marve came close to Cunningham’s effort in 2009 against Georgia Tech when he made a career-best 18 tackles.

Cunningham has been even better in league games this season, averaging a league-best 13.8 tackles and 2.3 tackles for loss in the Dores’ four SEC games.

NO CUPCAKES

Vanderbilt’s non-conference schedule has not featured any cupcakes this season with all four teams entering Week 8 with winning records.

The Commodores earned their first win of the year with a 47-24 win over Middle Tennessee. The Blue Raiders are now 4-2 after losing last weekend to rival Western Kentucky. The Dores beat the Hilltoppers 31-30 in overtime in Bowling Green at the end of September. WKU is now 4-3 on the year after the win over Middle Tennessee. Georgia Tech handed VU its only non-conference loss earlier this year and is 4-3 on the season overall.

Saturday’s opponent, Tennessee State, enters the weekend 5-1 overall at the FCS level after a 35-28 win over Eastern Kentucky last weekend.

FIRST ONE, A GOOD ONE

In the win at Georgia, Vanderbilt scored points on the team’s game-opening drive and followed up with more points on the Commodores’ opening drive of the second half to mark the first time this season the Dores have scored on both opening drives of both halves.

Darrius Sims’ 95-yard kick return on the game’s opening kick set up a Ralph Webb one-yard touchdown run on the Commodores’ first drive of the game.

Special teams again set up the Dores in the team’s initial drive of the second half with Kalija’s Lipscomb’s career-long, 17-yard punt return putting VU in Georgia territory. Tommy Openshaw’s 38-yard field goal increased the Vandy lead to 10-6.

The Commodores have scored 17 points on game-opening drives this year and 10 points on the first drive of the second half.

TOUCHDOWNS IN SHORT

The Commodores enter the weekend leading the Southeastern Conference and ranked ninth nationally in red zone scoring having converted 21-of-22 opportunities, including 14 touchdowns.

Vanderbilt has scored 14 offensive touchdowns this season with all 14 coming inside the red zone. The Dores have 11 rushing TDs and three passing.

CLOSE TOUCHDOWNS

OPP	PLAY	YARDS
South Carolina	Run	1
Middle Tennessee	Run	3
Middle Tennessee	Run	1
Middle Tennessee	Run	3
Middle Tennessee	Pass	16
Middle Tennessee	Run	1
Middle Tennessee	Run	3
@Georgia Tech	Pass	10
@Western Kentucky	Run	4
@Western Kentucky	Run	2
@Western Kentucky	Run	2
@Western Kentucky	Pass	5
@Georgia	Run	1
@Georgia	Run	2

PROTECTING THE ROCK

Vanderbilt has protected the ball through the team’s first seven games, committing just seven turnovers.

The Commodores’ seven giveaways are the fewest in the SEC and have helped the team produce a +4 turnover margin.

Vandy did not turn the ball over last week at Georgia, marking the second game this

season VU has not turned it over.

Through seven games last year the Dores had committed 17 turnovers.

NOTES FROM LAST WEEK

- The Commodores won in Athens for the first time since 2006.
- The victory snapped a nine-game losing streak on the road in the SEC.
- Head Coach Derek Mason won his first SEC road game.
- Mason improved to 4-3 in games decided by three points or less at VU.
- Vanderbilt did not force a turnover for the first time this season but did not turn the ball over.
- Darrius Sims returned the opening kick 95 yards, his longest since a 100-yard TD return against South Carolina in 2014.
- Dare Odeyingbo earned his first career start, getting the nod at defensive end.
- Ralph Webb’s one-yard TD run was his sixth rushing score of the season, a new single-season career-best.
- Arnold Tarpley drew his first start of the season at safety.
- Zach Cunningham made nine tackles in the first half, including 1.5 tackles for loss.
- Tommy Openshaw booted his eighth field goal of the season early in the third quarter with a 38-yard kick.
- LaDarius Wiley recorded his first career sack in the third quarter.
- Khari Blasingame scored his fourth touchdown of the year with a two-yard run early in the fourth quarter to put VU in front for good.
- Sam Loy recorded a new career-best with a 67-yard punt in the fourth quarter.
- Ryan White made a career-high 12 tackles, including 1.5 tackles for loss
- Torren McGaster matched his career-high with nine tackles.
- Sims led VU with 142 all-purpose yards, including 124 yards in kick returns.
- Webb caught two passes for 44 yards and rushed for 48 yards and a touchdown.
- Vanderbilt’s 75-yard, game-winning drive was the team’s sixth TD drive of 70+ yards this season.
- The Commodores converted all three trips into the red zone for 17 points.
- The Commodores started four defensive lineman for the first time this year with Nifae Lealao, Jonathan Wynn, Odeyingbo and Adam Butler on the line.
- The defense made nine tackles for loss in the game.



**DEREK MASON:
HEAD COACH & DEFENSIVE
COORDINATOR**

Head coach Derek Mason is on a very short list of head coaches that also serve as their own offensive or defensive coordinators in college football.

Mason and San Diego State head coach Rocky Long are the only two head coaches in the country that run both the team and the defense. Mason and Long are two of eight college head coaches to serve as both head coach and coordinator joining head coaches that run the other side of the ball with Georgia Tech's Paul Johnson, Massachusetts' Mark Whipple, New Mexico State's Doug Martin, Washington State's Mike Leach, Kansas' David Beaty and Tulsa's Philip Montgomery running their respective teams' offenses.

Mason, Beaty, Johnson and Leach are the only ones to pull double duty at the Power 5 level. Mason and Johnson will put their teams on the field against each other on September 17 in Atlanta when the Commodores travel to Atlanta to take on Johnson's Yellow Jackets.

**VANDERBILT COACHES
YOUNGEST IN SEC**

Vanderbilt's coaching staff has skewed much younger this year under Derek Mason in his third season. During the offseason, Mason hired former Vanderbilt All-SEC LB and 27-year-old Chris Marve to coach the team's linebackers and former Oklahoma DL and 34-year-old C.J. Ah You to coach the Commodores' defensive line. Adding Marve and Ah You to the coaching staff dropped the Dores' average age on the coaching staff to 41.6. Mason's staff is the youngest staff in the Southeastern Conference, narrowly in front of South Carolina's new coaching staff. Marve and Ah You join Marc Mattioli (29), Cortez Hankton (35) and new offensive line coach Cameron Norcross (39) as VU coaches to begin the season under 40-years-old.

The SEC by average age (44.5) is the second-youngest league among the Power 5 conferences led by the Atlantic Coast Conference with an average coach age of 43.9. The SEC is in front of the Pac-12 (44.7), Big 12 (44.7) and the Big 10 (45.1).

HEAD COACH/COORDINATOR

HEAD COACH

- David Beaty
- Paul Johnson
- Mike Leach
- *Rocky Long
- Doug Martin
- *Derek Mason
- Philip Montgomery
- Mark Whipple

* - head coach and defensive coordinator

SCHOOL

- Kansas
- Georgia Tech
- Washington State
- San Diego State
- New Mexico State
- Vanderbilt
- Tulsa
- Massachusetts

after suffering a concussion. Nehemiah Mitchell started seven games last year as a linebacker but has made the move to the defensive line and joins Adam Butler and Nifae Lealao up front for the Dores' D. The Vandy secondary returns nearly intact with the return of three starters. Torren McGaster, Tre Herndon and Oren Burks are all back with Burks transitioning into the created Star position in Mason's defense. Burks will now serve as a hybrid safety-linebacker.

**LOADS OF EXPERIENCE
BACK FOR VU IN '16**

The Vanderbilt roster is loaded with experience coming into the 2016 season with eight returning starters on offense, seven on defense and kicker Tommy Openshaw back. The Commodores' skill positions return virtually everyone from a year ago led by QB Kyle Shurmur. The now sophomore quarterback led Vandy to Southeastern Conference wins over Missouri and Kentucky as part of his five-game starting stretch as a true freshman. Ralph Webb is back after a record-setting sophomore campaign that saw him rush for more yards than any Vanderbilt sophomore in history with 1152 yards. The receiving corps welcomes back Trent Sherfield, Darrius Sims and Caleb Scott while the line has Barrett Gouger, Bailey Granier and Will Holden back up front.

Defensively, Vanderbilt is happy to have first team All-SEC LB Zach Cunningham back in the middle of the defense. The now junior led VU with 103 tackles last year as a sophomore and will get more help this year with the return of Nigel Bowden to the defense. Bowden missed the majority of last year

**JELKS, STANKAVAGE
SIDELINED FOR SEASON**

OL Andrew Jelks and QB Shawn Stankavage will be sidelined for the 2016 season with injuries. It's the second straight season missed for Jelks due to injury and second in the last three years for Stankavage.

Jelks has started 22 games in his career but has not played since 2014.

**VU 2017 SCHEDULE HAS
SEVEN HOME GAMES**

Vanderbilt is set to host seven home games in 2017.

Despite opening on the road at Middle Tennessee, the Commodores will play their most home games at Vanderbilt Stadium since 2014.

The Dores welcome Alabama to West End for the first time since 2007 and match up with the Tide for the first time since 2011.

Vandy continues its series with local teams Middle Tennessee and Western Kentucky and begin a series with Kansas State. The Commodores and Wildcats last played in 1984, when VU opened the season with a 26-14 win over KSU.

YOUNGEST COACHING STAFFS IN POWER 5

	TEAM	CONF	AVG. AGE
1.	Syracuse	ACC	39.0
2.	Miami	ACC	39.1
3.	Washington St.	P12	39.4
4.	Louisville	ACC	39.5
5.	Duke	ACC	39.6
6.	Iowa State	B12	40.0
7.	Rutgers	B10	40.4
	Texas Tech	B12	40.4
	West Virginia	B12	40.4
10.	Washington	P12	40.7
11.	Stanford	P12	41.4
	NC State	ACC	41.4
13.	Arizona	P12	41.6
	Vanderbilt	SEC	41.6
	Penn State	B10	41.6

2017 VANDERBILT SCHEDULE

Date	Opponent
Sept. 2	at Middle Tennessee
Sept. 9	Alabama A&M
Sept. 16	Kansas State
Sept. 23	Alabama
Sept. 30	at Florida
Oct. 7	Georgia
Oct. 14	at Ole Miss
Oct. 28	at South Carolina
Nov. 4	Western Kentucky
Nov. 11	Kentucky
Nov. 18	Missouri
Nov. 25	at Tennessee



HEAD COACH DEREK MASON

Age: 47
Alma Mater: Northern Arizona (playing career 1989-92)
Degrees: Bachelor's, Criminal Justice, NAU 1993
Family: Wife, LeighAnne; daughters, Makenzie & Sydney
Twitter: @CoachDerekMason



VANDERBILT – 2014-16 (Head Coach)

Introduced Jan. 17, 2014 as the 28th head coach in Commodore history... Notched first career victory as head coach in dramatic style, guiding team to 34-31 win over UMass on Sept. 13... Directing one of nation's youngest teams, with 31 true or redshirt freshmen seeing action... At conclusion of 2014 season, took over Vanderbilt defensive coordinator responsibilities... Earned first road win at MTSU in October 2015... Earned first SEC victory Oct. 24, 2015 with 10-3 win over Missouri... Earned second SEC win over Kentucky (21-17, Nov. 14).

STANFORD – 2013 (Willie Shaw Director of Defense)

Promoted to position of Willie Shaw Director of Defense, Mason guides one of the nation's top defenses as The Cardinal goes 10-3 overall, wins Pac-12 crown and plays in second straight Rose Bowl... Stanford finishes year ranked No. 10 on strength of four victories over ranked opponents... The defense ranks third in NCAA in rushing defense, 10th in scoring defense and 16th in total defense... Unit again ranks among Pac-12's best in numerous defensive categories... For second straight year, Mason's defense limits powerful Oregon spread offense, holding Ducks scoreless for first three quarters in eventual 26-20 Stanford victory... Three of Mason's standouts – LB Trent Murphy, LB Shayne Shov and DB Ed Reynolds – garner postseason All-America recognition.

STANFORD – 2011-12 (associate head coach/defensive coordinator)

Finalist for 2012 Broyles Award as nation's outstanding assistant coach... Stanford goes 23-4 overall in Mason's first two years as coordinator, wins 2012 Pac-12 title, captures 2012 Rose Bowl over Wisconsin, and plays in the 2011 BCS Fiesta Bowl... Mason's 3-4 attacking defense ranked among the NCAA leaders in both seasons... In 2012, the Cardinal defense topped the nation with 57 quarterback sacks, ranked second in tackles for loss, fifth in rushing defense and 11th in scoring defense... Stanford also paced the Pac-12 in scoring defense, total defense, rushing defense and sacks... The 2012 defense also held eight opponents under 100 rushing yards and limited high-powered Oregon to just 14 points in an overtime win... In 2011 the Cardinal was third in the NCAA in rushing defense, sixth in 3rd-down efficiency and 11th in quarterback sacks, and finished among the Pac-12 leaders in scoring defense, total defense, rushing defense, sacks and opponent first downs.

STANFORD – 2010 (defensive backs coach)

Hired by Cardinal head coach Jim Harbaugh... Helped change Stanford into a tough-minded, attacking defense... Unit was key to arguably Stanford's best year of modern era – a 12-1 overall record capped by 40-12 victory over Virginia Tech in the Orange Bowl... The 2010 Cardinal secondary was one of the great turnaround stories in college football as Stanford ranked high nationally in interceptions and pass defense... That unit included three eventual NFL players, including All-Pro cornerback Richard Sherman from the World Champion Seahawks.

MINNESOTA VIKINGS/NFL – 2007-09 (assistant defensive backs coach)

Served as an assistant defensive backs coach for the Minnesota Vikings from 2007 to 2009, playing a vital role in the team ranking sixth in total defense in 2008 and 2009 as the Vikings won NFC North titles each season.

OHIO – 2005-06 (wide receivers)

Hired by former Nebraska head coach Frank Solich, Mason coached Ohio receivers for two years, helping the Bobcats improve from 4-7 in 2005 to a 9-5 campaign in 2006 that ended with a GMAC Bowl appearance.

NEW MEXICO STATE – 2004 (wide receivers)

In lone season at New Mexico State, the Aggie offense with Mason mentoring wide receivers corps topped the Sun Belt Conference in numerous passing categories.

SAINT MARY'S – 2003 (co-defensive coordinator/assistant head coach)

First coordinator responsibilities came in only season at St. Mary's, member of NCAA I-AA Independent League.

UTAH – 2002 (wide receivers/special teams assistant coach)

Hired by Ron McBride, Mason tutored WR Paris Warren, an eventual 7th round draft pick, in his only year at Utah. The 2002 Utes offense featured young QB Alex Smith, the eventual 2005 No. 1 NFL draft pick.

BUCKNELL – 1999-2001 (defensive backs)

Secondary coach for three straight winning Bison squads... Coached two Bucknell defensive backs to All-Patriot League recognition... Bison defensive staff was directed by current Vanderbilt coordinator David Kotulski.

IDAHO STATE – 1997-98 (running backs)

Mason coached Idaho State running backs for two years under head coach Tom Walsh.

WEBER STATE – 1995-96 (wide receivers)

Mason worked with Weber State receivers, including Pokey Eckford, who earned All-America honors in 1995 after catching 77 passes for 1,074 yards and six TDs.

MESA (ARIZ.) COMMUNITY COLLEGE – 1994 (wide receivers)

Mason entered collegiate coaching as a receivers coach with community college located in San Diego.

NFL MINORITY COACHING FELLOWSHIP PROGRAM

Mason spent time with the St. Louis Rams in 1996, New York Giants and Oakland Raiders through the Minority Coaching Fellowship Program. Philadelphia in 1999 and Minnesota in 2008.

MASON AT THE HELM

	2016	Career
Overall	3-4	10-21
Home	1-2	7-9
Road	2-2	3-11
SEC	1-3	3-17
Overtime	1-0	1-0
Grass	1-1	1-7
Turf	2-3	9-14
vs. AP Top 5	0-0	0-2
vs. AP Top 10	0-0	0-1
vs. AP Top 15	0-0	0-4
vs. AP Top 25	0-1	0-2
Leading after 1Q	1-1	4-2
Trailing after 1Q	2-2	3-16
Tied after 1Q	0-1	3-3
Leading at half	2-1	7-4
Trailing at half	1-3	3-17
Tied at half	0-0	0-0
Leading after 3Q	1-1	6-2
Trailing after 3Q	1-3	3-19
Tied after 3Q	1-0	1-0
Scoring first	2-1	6-5
Opp. scoring first	1-3	4-16
Scoring 20+ points	2-0	7-2
Allowing 20+ points	2-2	3-16
Scoring 30+ points	2-0	5-1
Allowing 30+ points	1-1	2-10
Decided by 3 points or less	2-1	4-3
Decided by 10 points or less	1-4	4-8
Rush for <100 yards	1-1	1-6
Rush for 100+ yards	2-3	7-14
Rush for 200+ yards	1-0	3-1
Pass for <200 yards	2-4	7-15
Pass for 200+ yards	0-0	0-5
Pass for 250+ yards	1-0	2-1
Pass for 300+ yards	0-0	1-0
Total 300+ yards offense	2-0	8-8
Opp. rush for <100 yards	2-1	7-3
Opp. pass for <200 yards	0-3	4-8
Opp. total <300 yards	0-0	2-3
Win turnover margin	2-2	3-4
Lose turnover margin	0-1	3-13

COACHING STAFF

On the Field

- Jeff Genyk, Special Teams Coord./RBs
- C.J. Ah You, Defensive Line
- Gerry Gdowski, Quarterbacks
- Cortez Hankton, Wide Receivers
- Chris Marve, Inside Linebackers
- Marc Mattioli, Secondary
- Cameron Norcross, Offensive Line

In the Booth

- Andy Ludwig, Offensive Coord./TEs
- Osia Lewis, Sr. Defensive Asst./OLB



COMMODORES IN THE LEAGUE

Notes from games of Week 6 of NFL season

Jay Cutler (2002-05) // Chicago // Cutler was forced to miss a fourth consecutive game this week due to a thumb injury suffered in week 2. Before his injury, Cutler had completed 28 of 46 passes for 373 yards and a touchdown.

Andre Hal (2010-13) // Houston // Hal has helped propel the Houston Texans to first place in the AFC South and has started every game for the Texans this season at free safety. In week 6, Houston defeated Indianapolis 26-23 in overtime, and Hal brought down Colts quarterback Andrew Luck for his first career sack to go along with four tackles. Hal has now recorded 18 tackles, an interception, and a sack this season.

Casey Hayward (2008-11) // San Diego // Hayward contributed six tackles (all solo) for the Chargers on Thursday night, as San Diego bested Denver by a score of 21-13. Hayward is second on the team in tackles (29) and ranks tied for second in the NFL for interceptions (3).

Wesley Johnson (2010-13) // New York Jets // Johnson has seen action in all five games this season as a reserve lineman for the Jets. Johnson and the Jets will take on the Cardinals tonight on Monday Night Football at 7:30 p.m. (CT). In the Jets' week 2 victory over the Bills, Johnson played in every offensive snap during the second half at left guard in place of injured starter James Carpenter.

Jordan Matthews (2010-13) // Philadelphia // Matthews led the Eagles receiving corps with three catches and 75 receiving yards in a loss to the Redskins on Sunday, 27-20. Matthews leads the Eagles in receptions (22), receiving yards (344) and receiving touchdowns (2). Matthews also caught rookie quarterback Carson Wentz's first career touchdown in the Eagles week 1 victory over the Browns, 29-10.

Spencer Pulley (2011-15) // San Diego // After earning a spot on the active roster as an undrafted free agent, Pulley has played in every game for the Chargers and has received significant snaps on both offense and special teams. The Chargers topped the Broncos on Thursday, 21-13.

Ryan Seymour (2008-12) // Dallas // Seymour was signed to the Dallas Cowboys practice squad on Oct. 11. Seymour is now in his fourth year in the NFL and spent time last season on the 53-man roster for the New Orleans Saints.

Stephen Weatherly (2012-15) // Minnesota // Signed to the Vikings' practice squad.

Andrew Williamson (2012-15) // Indianapolis // Signed with the Indianapolis Colts as an undrafted free agent. Placed on injured reserved in preseason.

SON OF A...

Four Commodores are sons of former NFL players.

Torey Agee is the son of Tommy Agee, who played at Auburn as Bo Jackson's lead blocker before leading Emmitt Smith for the Cowboys.

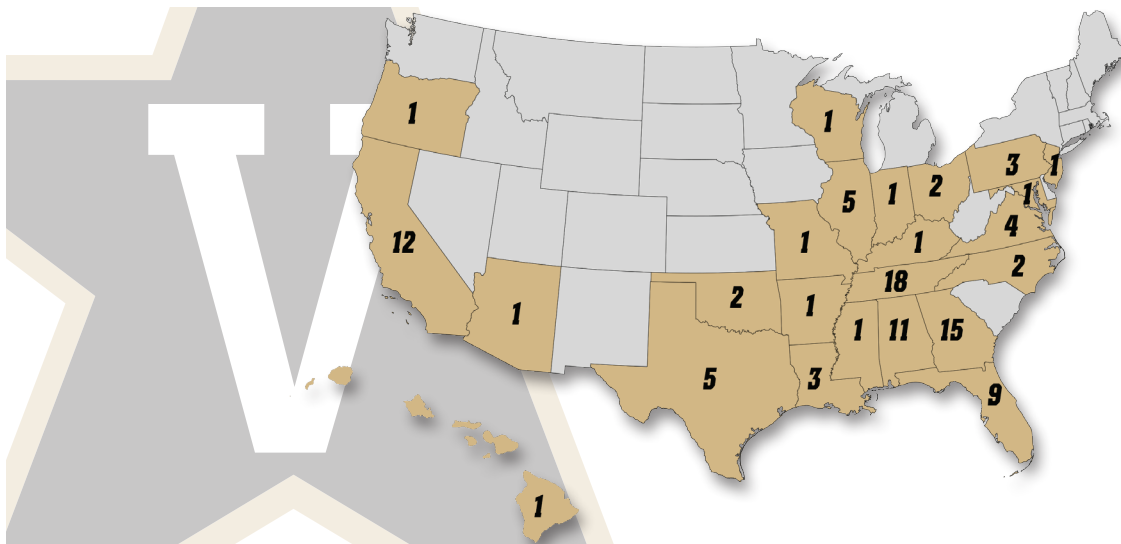
Jaire George is the son of former Titans legend and Heisman Trophy winner Eddie George.

Caleb Scott is the son of former Commodore great and NFL WR Chuck Scott, who played for Los Angeles and Dallas.

Landon Stokes is the son of former DE Fred Stokes is played for Los Angeles, Washington and New Orleans.

BLACK & GOLD AMERICA

Vanderbilt's 2016 roster is comprised of 103 athletes from 24 states from coast-to-coast and beyond. Tennessee leads all states with 18 Commodores calling the Volunteer State home. Georgia is next on the list with 15 Doers hailing from the state. South Carolina is the only state in the Southeastern Conference footprint that is not represented on the Vandy roster. An amazing 12 Commodores call California home with nine coming from Florida, and five from Texas and Illinois respectively. Sean Auwae-McMoore wins the prize for coming the farthest to be a part of the program, traveling over 4200 miles to wear the Black & Gold.



103
Student-Athletes
From
24
States



NATIONAL RANKINGS

AP Top 25

Week 8 - Oct. 16

	Record	Points	Prev
1. Alabama (60)	7-0	1524	1
2. Ohio State	6-0	1457	2
3. Michigan (1)	6-0	1368	4
4. Clemson	7-0	1337	3
5. Washington	6-0	1304	5
6. Texas A&M	6-0	1218	6
7. Louisville	5-1	1168	7
8. Nebraska	6-0	1037	10
9. Baylor	6-0	1021	11
10. Wisconsin	4-2	935	8
11. Houston	6-1	766	13
12. West Virginia	5-0	744	20
13. Florida State	5-2	733	14
14. Boise State	6-0	694	15
15. Florida	5-1	626	18
16. Oklahoma	4-2	612	19
17. Arkansas	5-2	584	22
18. Tennessee	5-2	550	9
19. Utah	6-1	479	21
20. Western Michigan	7-0	285	24
21. Auburn	4-2	277	23
22. North Carolina	5-2	254	NR
23. Ole Miss	3-3	188	12
24. Navy	4-1	163	25
25. LSU	4-2	123	NR

Dropped out: Miami 16, Virginia Tech 17

Others receiving votes: Colorado 110, Miami 69, Oklahoma State 47, Washington State 39, Virginia Tech 38, South Florida 31, Stanford 15, Iowa 7, Arizona State 6, USC 5, NC State 4, San Diego State 3, Pittsburgh 2, TCU 1

Amway Coaches Poll

Week 8 - Oct. 16

	Record	Points	Prev
1. Alabama (61)	7-0	1597	1
2. Ohio State (2)	6-0	1524	2
3. Clemson (1)	7-0	1432	3
4. Michigan	6-0	1413	4
5. Washington	6-0	1366	5
6. Texas A&M	6-0	1287	6
7. Louisville	5-1	1207	7
8. Baylor	6-0	1130	8
9. Nebraska	6-0	1114	9
10. Wisconsin	4-2	874	10
11. Houston	6-1	841	12
12. Florida	5-1	830	14
13. West Virginia	5-0	781	18
14. Boise State	6-0	772	15
15. Florida State	5-2	709	16
16. Oklahoma	4-2	600	20
17. Arkansas	5-2	570	22
18. Utah	6-1	538	21
19. Tennessee	5-2	457	11
20. Western Michigan	7-0	317	23
21. North Carolina	5-2	250	NR
22. Ole Miss	3-3	182	13
23. LSU	4-2	176	25
24. Auburn	4-2	156	NR
25. Navy	4-1	133	NR

Dropped out: Miami 17, Virginia Tech 19, Arizona State 24

Others receiving votes: Colorado 121, South Florida 108, Miami 74, Oklahoma State 51, Washington State 49, Virginia Tech 37, NC State 18, Stanford 16, Memphis 14, San Diego State 13, Troy 10, Pittsburgh 7, TCU 6, Arizona State 6, USC 6, Iowa 4, Appalachian State 2, BYU 1, Tulsa 1

FIVE NEW COACHES ON STAFF FOR 2016

Heading into his third season at Vanderbilt head coach Derek Mason has just one original member of his coaching staff in Gerry Gdowski remaining on the staff. But Gdowski has a new role for the 2016 campaign as the former Nebraska QB now coaches the Commodores' QBs. Former QBs coach and offensive coordinator Andy Ludwig traded spots with Gdowski and now coaches the Dores' tight ends.

Five new coaches have joined the staff in veteran coaches Jeff Genyk, Osia Lewis and Cameron Norcross along with young coaches C.J. Ah You and Chris Marve rounding out Mason's staff.

Genyk brings head coaching experience to the table, having served as the head coach at Eastern Michigan 2004-08. He also has stops as an assistant at Northwestern, California, Nevada and Wisconsin. He joins VU from Northwestern, where he served as a quality control for the Wildcats. For the Dores, Genyk serves as the teams special teams coordinator and running backs coach.

Norcross coached in the Mountain West Conference for 15 years prior to his move to West End, coaching for 11 years at his alma mater, Nevada, and four years at Fresno State most recently. He helped the Bulldogs to an 11-2 season in 2013 and helped Nevada head coach Chris Ault develop an innovative offense for the Wolfpack.

Ah You joins the Commodores from Oklahoma, where he played for Bob Stoops prior to an NFL career. Back with the Sooners, Ah You served as a defensive quality control assistant working with the team's defensive line. He was a seventh round pick of the Buffalo Bills in 2007 but played six seasons with St. Louis, ending his career after the 2012 season.

Marve is no stranger to Vanderbilt having earned All-SEC honors with the Commodores as a LB in 2010 and 2011. Marve led the Dores in tackles in 2009 and 2011, including a remarkable 121 total tackles in 2009 which made him the last Dore to surpass 100 tackles in a season until Zach Cunningham did it last year with 103 tackles. The Memphis, Tenn. native owns three degrees from Vanderbilt.

CUNNINGHAM, WEBB ON PRESEASON WATCH LISTS

Zach Cunningham and Ralph Webb enter their junior seasons with numerous accolades, including being named to a pair of awards watch lists.



Cunningham is on the Bednarik Award watch list after a stellar 2015 that saw him earn first team All-SEC honors. The Bednarik Award is given annually to the nation's best defensive player.

Webb finds himself on the Doak Walker Award watch list. The Gainesville, Fla. native became just the fifth Commodore to eclipse the 1,000-yard mark last season, rushing for 1,152 yards. The Doak Walker is awarded annually to college football's top running back.



BURKS NAMED TO GOOD WORKS TEAM

Oren Burks has been named to the Allstate/AFCA Good Works Team for his accomplishments on and off the field.

As a student, Burks has become a key leader on the Vanderbilt campus. He has been elected president of Vanderbilt's Student-Athlete Advisory Committee (SAAC) for the 2016-17 calendar year after serving as a Commodore football representative in last year.

He is a co-founder of the Revitalizing & Empowering Vanderbilt's African-American Male Population (REVAMP) student organization in 2015, and helped coordinate a series of on-campus lectures and activities during the school year. REVAMP was recognized as the university's top new student organization last spring.





THREE COMMODORES EARN PRESEASON ALL-SEC NOD

A trio of Commodores earned preseason recognition from the league’s coaches last week when LB Zach Cunningham and RB Ralph Webb were tabbed second team All-SEC and LB/S Oren Burks was tabbed as a third team member.

Cunningham is coming off a first team All-SEC season as a sophomore last year when he led the Commodores in tackles (103), tackles for loss (16.5) and sacks (4.5).



Cunningham, Webb & Burks

Webb enters his junior season needing 1,085 yards to break

Zac Stacy’s all-time rushing record. Webb rushed for 1,152 yards as a sophomore last season - the most ever by a sophomore at Vanderbilt - on a school record 277 carries. Webb holds the record for rushing yards for sophomores and freshmen (907). Stacy holds the record for rushing yards for a junior with 1,193, which is also the school single-season record.

Burks moves into the Vanderbilt defense’s new star position this year after posting a solid sophomore season in 2015. He made a career-high 58 tackles and led the Commodores with three interceptions.

The nod from the league’s coaches adds to the media voting Cunningham and Webb to their All-SEC second team at SEC Media Days in July.

WELCOME TO POLY-VILLE

The Vandy roster features an island-like feel to it in 2016 with three players coming from Polynesian descent.

Junior Nifae Lealao is the elder statesman of the trio and has been joined by freshmen Josiah Sa’o and Sean Auwae-McMoore. Sa’o plays alongside Lealao on the defensive line with Auwae-McMoore on the offensive line. Auwae-McMoore calls Hawaii home while Lealao and Sa’o both call California home.

Vanderbilt’s soccer team joined the Polynesian party, adding freshman Taiana Tolleson to the growing ‘ohana’ (family) at Vanderbilt.

Even with four Polynesians in athletics on West End, the most famous Polynesian in Nashville remains Heisman Trophy winner and Tennessee Titans QB Marcus Mariota.

LIKE FATHER, LIKE SON

WR Caleb Scott and DB Donovan Sheffield are second-generation Commodores. Both following their dad’s collegiate path through Vanderbilt

Scott is the son of former Commodore TE Chuck Scott (1981-84). Scott’s dad was a 1983 All-America and two-time All-SEC pick who still ranks T-3rd all-time among Commodores with 20 TD catches, sixth in receiving yards (2,219), and seventh in receptions (145).

Caleb Scott produced his best season at VU last year, catching 24 passes for 339 yards and two TDs.

Sheffield is the son of DB Robert Sheffield (1993-95). Sheffield’s dad was a three-year letterwinner at cornerback from 1993-95.

Donavan Sheffield played in six games as a freshman in 2015, making five tackles, including two for loss.

MASON CREATES PLAYER PERSONNEL DEPT.

Head Coach Derek Mason unveiled the program’s new player personnel department in early July with an impressive five-member team to be directed by former University of Nebraska administrator and Nashville-area native Austen Everson.

In addition to Everson, who serves as Director of Player Personnel, Eric Lammers is the Director of Recruiting, and Corey Phillips and Donielle White are the Assistant Recruiting Coordinators. Andrea Poole Cain, a veteran staffer, serves as Director of Recruiting Relations.

SEC STANDINGS

Eastern Division

Team	OVR	SEC	Home	Road	Strk
Florida	5-1	3-1	4-0	1-1	W2
Tennessee	5-2	2-2	3-1	1-1	L2
Kentucky	3-3	2-2	3-1	0-2	W1
Georgia	4-3	2-3	1-2	2-1	L1
Vanderbilt	3-4	1-3	1-2	2-2	W1
S. Carolina	2-4	1-4	1-2	1-2	L3
Missouri	2-4	0-3	2-1	0-3	L2

Western Division

Team	OVR	SEC	Home	Road	Strk
Alabama	7-0	4-0	3-0	3-0	W7
Texas A&M	6-0	4-0	3-0	2-0	W6
Auburn	4-2	2-1	3-2	1-0	W3
LSU	4-2	2-1	4-0	0-1	W2
Ole Miss	3-3	1-2	3-1	0-1	L1
Miss. St.	2-4	1-2	1-2	1-2	L2
Arkansas	5-2	1-2	4-1	1-0	W1

This Week in the SEC

Saturday, Oct. 22

- UMass at South Carolina | 11 a.m. | SECN
- Texas A&M at Alabama | 2:30 p.m. | CBS
- Middle Tennessee at Missouri | 3 p.m. | SECN
- Arkansas at Auburn | 5 p.m. | ESPN
- Mississippi State at Kentucky | 6:30 p.m. | SECN
- Tennessee State at Vanderbilt | 6:30 p.m. | ESPNU
- Ole Miss at LSU | 8 p.m. | ESPN

Next Week in the SEC

Saturday, Oct. 29

- Kentucky at Missouri | 11 a.m. | SECN
- Samford at Mississippi State | 2:30 p.m. | SECN
- Florida vs. Georgia | 2:30 p.m. | CBS
- Tennessee at South Carolina | 6:15 p.m. | TBD
- Auburn at Ole Miss | 6:15 p.m. | TBD
- New Mexico St. at Texas A&M | 6:30 p.m. | ESPNU

All times Central

Vanderbilt Weekly Award Winners

Walter Camp Defensive Player of the Week

Zach Cunningham - Week 7 - at Georgia

SEC Defensive Player of the Week

Zach Cunningham - Week 7 - at Georgia

SEC Special Teams Player of the Week

Darrius Sims - Week 7 - at Georgia



GAME 8: TENNESSEE STATE | OCT. 22

GAME	FINAL SCORE	SCORE BY QUARTER				FIRST DOWNS				RUSHING			PASSING			OFFENSE		PUNTING	FUMBLES	PENALTY	THIRD	TOTAL	
		1	2	3	4	RU	PA	PN	TOT	ATT	YDS	TD	C-A-I	YDS	TD	ATT	YDS	NO-AVG	NO-LOST	NO-YDS	DOWNS	TOP	
SC	13	0	0	0	0	4	10	0	14	32	121	1	16-30-0	187	0	62	308	7-39.9	2-2	7-51	6/16	26:45	
VU	10	3	7	0	0	9	4	1	14	42	169	1	8-23-0	73	0	65	242	8-37.1	1-0	5-33	4/15	33:15	
MT	24	10	7	7	0	6	19	0	25	21	96	0	38-65-1	399	3	86	495	4-38.5	2-1	9-92	10/19	28:58	
VU	47	5	28	0	14	12	6	2	20	45	231	5	15-28-0	113	1	73	344	5-39.4	2-1	4-40	4/12	31:02	
VU	7	7	0	0	0	4	12	1	17	30	85	0	20-31-1	190	1	61	275	8-40.1	0-0	5-45	4/13	30:28	
GT	38	14	3	14	7	14	5	2	21	46	289	3	8-17-1	222	2	63	511	4-42.5	1-0	4-55	8/15	29:32	
VU	31	0	7	7	10	7	5	10	4	19	42	110	3	18-29-1	279	1	71	389	6-32.7	1-0	5-51	8/16	32:23
WKU	30	7	7	0	10	7	12	3	27	33	210	2	24-40-1	291	2	73	501	3-41.0	3-2	11-88	3/12	27:37	
UF	13	0	10	0	3	6	7	2	15	35	92	1	19-28-0	144	0	63	236	7-51.9	1-1	4-45	6/15	27:05	
VU	6	0	3	3	0	10	8	3	21	37	147	0	12-32-2	118	0	69	265	6-47.5	2-1	6-47	5/15	32:55	
VU	13	3	0	7	3	9	9	0	18	32	141	0	17-30-0	141	0	62	282	5-42.2	2-1	7-35	3/12	27:16	
UK	20	7	10	0	3	18	2	0	20	52	258	2	10-24-1	49	0	76	307	5-36.2	1-1	5-42	4/15	32:44	
VU	17	7	0	3	7	3	5	1	9	32	62	2	7-18-0	109	0	50	171	8-47.2	2-0	5-45	4/14	24:56	
UGA	16	3	3	7	3	4	17	2	23	35	75	0	27-40-0	346	1	75	421	6-38.0	2-0	8-53	6/17	35:04	
TSU																							
VU																							
VU																							
AU																							
VU																							
MIZ																							
OM																							
VU																							
UT																							
VU																							

Vanderbilt Long Plays

YARDS	RUSH	PASS	KR	PR	TD
20-29	-	8	11	-	-
30-39	1	3	-	-	-
40-49	2	1	1	-	-
50-59	-	-	-	-	-
60-69	-	1	1	-	-
70-79	-	-	-	-	-
80-89	-	-	-	-	-
90-99	-	-	1	-	-
TOTALS	3	13	14	0	0

Three-&-Out Drives

	VANDERBILT THREE-&-OUTS/DRIVES	OPPONENT THREE-&-OUTS/DRIVES
S. Carolina	6/13 (46.2%)	4/13 (30.8%)
Middle Tenn.	3/15 (20.0%)	2/15 (13.3%)
at Georgia Tech	4/13 (30.7%)	2/12 (16.7%)
at Western Kentucky	3/13 (23.1%)	2/12 (16.7%)
Florida	1/11 (9.1%)	3/12 (25.0%)
at Kentucky	1/12 (8.3%)	3/13 (23.1%)
at Georgia	5/12 (41.7%)	3/12 (25.0%)
Tennessee State		
at Auburn		
at Missouri		
Ole Miss		
Tennessee		
TOTALS	23/89 (25.8%)	19/89 (21.4%)

Opponent Long Plays

YARDS	RUSH	PASS	KR	PR	TD
20-29	9	8	4	-	1
30-39	1	4	2	-	-
40-49	-	-	-	-	-
50-59	-	-	-	-	-
60-69	-	1	-	-	1
70-79	-	1	-	-	1
80-89	-	1	-	-	1
90-99	-	-	-	-	-
TOTALS	10	15	6	0	4



Vanderbilt Scoring Drives

OPP	PLAYS	YARDS	TIME	SCORING PLAY
SC	5	13	3:23	Openshaw 36-yd FG
SC	13	67	6:06	Blasingame 1-yd run
MT	4	-1	1:18	Openshaw 32-yd FG
MT	6	30	2:37	Blasingame 3-yd run
MT	3	7	0:50	Webb 1-yd run
MT	7	75	3:18	Webb 3-yd run
MT	7	63	1:00	Lipscomb 16-yd pass from Shurmur
MT	4	54	1:48	Blasingame 1-yd run
MT	6	40	2:57	Rivers 3-yd run
GT	11	75	5:20	Lipscomb 10-yd pass from Shurmur
WKU	12	76	6:02	Webb 4-yd run
WKU	10	75	5:45	Webb 2-yd run
WKU	5	72	2:32	Openshaw 22-yd FG
WKU	7	75	1:02	Webb 2-yd run
WKU	6	25	0:00	Marcus 5-yd pass from Shurmur
UF	12	56	4:14	Openshaw 38-yd FG
UF	13	75	6:57	Openshaw 27-yd FG
UK	8	23	3:30	Openshaw 48-yd FG
UK	14	85	6:47	Openshaw 26-yd FG
UGA	2	2	0:22	Webb 1-yd run
UGA	4	7	1:23	Openshaw 38-yd FG
UGA	8	75	4:04	Blasingame 2-yd run

Opponent Scoring Drives

OPP	PLAYS	YARDS	TIME	SCORING PLAY
SC	10	47	4:47	Fry 48-yd FG
SC	9	84	3:53	D. Samuel 8-yd run
SC	7	36	3:09	Fry 55-yd FG
MT	10	45	2:53	C. Rooker 39-yd FG
MT	11	79	3:22	J. Richie 1-yd pass from B. Stockstill
MT	3	7	0:30	T. Lee 5-yd pass from B. Stockstill
MT	8	62	2:30	P. Smith 4-yd pass from B. Stockstill
GT	1	81	0:14	Marshall 81-yd pass from Thomas
GT	8	64	4:21	Mills 15-yd run
GT	11	60	2:24	Butker 41-yd FG
GT	10	72	4:49	Mills 4-yd run
GT	5	64	2:46	Mills 5-yd run
GT	3	75	1:21	Lynch 77-yd pass from Jordan
WKU	14	75	3:54	Wales 4-yd run
WKU	2	92	0:40	Fant 61-yd pass from Ferguson
WKU	8	80	2:32	Wales 20-yd run
WKU	10	72	4:27	Nuss 25-yd FG
WKU	2	25	0:00	Johnson 8-yd pass from White
UF	6	53	2:01	Scarlett 4-yd run
UF	8	40	2:13	Pineiro 42-yd FG
UF	10	78	3:52	Pineiro 26-yd FG
UK	9	75	3:01	Kemp 4-yd run
UK	13	47	5:16	Johnson 3-yd run
UK	15	52	6:23	MacGinnis 46-yd FG
UK	13	56	6:20	MacGinnis 28-yd FG
UGA	9	51	3:43	Blankenship 45-yd FG
UGA	14	84	7:23	Blankenship 22-yd FG
UGA	6	77	2:32	Nauta 17-yd pass from Eason
UGA	5	20	2:24	Blankenship 36-yd FG

Scoring Drive Breakdown

Yardage	VANDERBILT		OPPONENT	
	TD	FG	TD	FG
No drive	1	-	-	-
Neg. Yards	-	1	-	-
0-9	2	1	1	-
10-19	-	1	-	-
20-29	1	1	1	1
30-39	1	-	-	1
40-49	1	-	-	3
50-59	1	1	2	3
60-69	2	-	3	1
70-79	6	2	6	2
80-89	-	1	3	1
90-99	-	-	1	-
TOTALS	15	8	17	14

Game-Opening Drives

OPP	VANDERBILT			OPPONENTS		
	PTS	1STS	YDS	PTS	1STS	YDS
S. Carolina	0	0	3	0	1	5
Middle Tenn.	3	0	-1	0	2	43
@Ga. Tech	7	5	75	7	0	81
@WKU	0	0	1	7	5	75
Florida	0	0	3	0	0	3
@Kentucky	0	1	23	7	4	75
@Georgia	7	0	2	0	0	3
Tenn. State						
@Auburn						
@Missouri						
Ole Miss						
Tennessee						
TOTALS	17	6	106	21	12	285

Second Half-Opening Drives

OPP	VANDERBILT			OPPONENTS		
	PTS	1STS	YDS	PTS	1STS	YDS
S. Carolina	0	0	7	0	0	1
Middle Tenn.	0	1	7	0	1	15
@Ga. Tech	0	3	54	7	4	72
@WKU	7	3	75	0	4	64
Florida	0	1	17	0	1	12
@Kentucky	0	1	17	0	0	8
@Georgia	3	0	7	0	0	0
Tenn. State						
@Auburn						
@Missouri						
Ole Miss						
Tennessee						
TOTALS	10	9	184	7	10	172

Scoring Drive Superlatives

Most Plays/Result
Most Yards/Result
Most Time/Result

VANDERBILT
14/FG at Kentucky
85/TD at Kentucky
6:57/FG vs. Florida

OPPONENT
15/FG at Kentucky
92/TD at Western Kentucky
6:23/FG at Kentucky



The Last Vanderbilt Player...

Player scored 3 TDs _____ Ralph Webb at WKU (3, 9/24/2016)
 Player scored 4 TDs or more _____ Earl Bennett vs. Kentucky (5, 11/12/2005)
 QB passes for 3 TDs _____ Kyle Shumur at Tennessee (3, 11/28/2015)
 QB passes for 4+ TDs _____ Johnny McCrary vs. Old Dominion (5, 11/1/2014)
 QB passed for 200-299 yards _____ Kyle Shumur at WKU (279, 9/24/2016)
 QB passed for 300-399 yards _____ J. McCrary vs. Austin Peay (368, 9/19/2015)
 QB passed for 400+ yards _____ Chris Nickson at Kentucky (446, 11/11/2006)
 70+ yard reception _____ Rodgers to Matthews vs. Tennessee (71, 11/17/2012)
 Rushed for 100-199 yards _____ Ralph Webb at Kentucky (100, 10/8/2016)
 Rushed for 200-299 yards _____ Ralph Webb vs. Middle Tennessee (211, 9/10/2016)
 Rushed for 300+ yards _____ Frank Mordica vs. Air Force (321, 11/18/1978)
 70+ yard rush _____ Ralph Webb at Florida (74, 11/7/2015)
 Rushed for 3+ TD _____ Jerron Seymour at Florida (3, 11/9/2013)
 Receiver had 100-199 yards _____ C.J. Duncan vs. CSU (119, 10/11/2014)
 Receiver had 200+ yards _____ Trent Sherfield vs. Austin Peay (240, 9/1/2015)
 Had 3+ TD receptions _____ Earl Bennett vs. Richmond (3, 9/1/2007)
 Returned kickoff for TD _____ Darrius Sims vs. South Carolina (100, 9/120/2014)
 Returned punt for TD _____ Jonathan Krause at Wake Forest (83, 11/24/2012)
 Returned INT for TD _____ Oren Burks vs. Kentucky (30, 11/14/2015)
 Returned fumble for TD _____ Taurean Ferguson at Kentucky (22, 10/8/2016)
 Kicked three or more FGs _____ Tommy Openshaw at Ole Miss (3, 9/26/2015)
 Kicked 50+ yard FG _____ Carey Spear at South Carolina (54, 9/14/2013)
 Had 70+ yard punt _____ Tommy Openshaw vs. Missouri (78, 10/24/2015)
 Recorded 10+ tackles _____ Z. Cunningham at Georgia (19, 10/15/2016)
 Recorded 3+ tackles for loss _____ Z. Cunningham vs. S. Carolina (3.0, 9/1/2016)
 Blocked opponent punt _____ Andrew Rector vs. Kentucky (11/14/2015)
 Returned blocked punt for TD _____ Stephen Weatherly vs. UMass (11, 9/13/2014)
 Blocked opponent FG _____ Nifae Lealao at Ole Miss (9/26/2015)
 Blocked a PAT attempt _____ Adam Butler at Georgia (10/4/2014)
 Scored on safety _____ Team vs. Middle Tennessee (9/10/2016)

The Last Time Vanderbilt...

Achieved 30+ first downs _____ vs. Old Dominion (33, 11/1/2014)
 Topped 500+ Yards in Total Offense _____ vs. Austin Peay (541, 9/19/2015)
 300 or more passing yards _____ vs. Austin Peay (394, 9/19/2015)
 400 or more passing yards _____ vs. Kentucky (446, 11/11/2006)
 Rushed for 200-299 yards _____ vs. Middle Tennessee (231, 9/10/2016)
 Rushed for 300+ yards _____ vs. Presbyterian (410, 9/15/2012)
 Rushed for 400+ yards _____ vs. Presbyterian (410, 9/15/2012)
 Scored 40 points or more _____ vs. Middle Tennessee (47, 9/10/2016)
 Held foe under 100 total yards _____ vs. Chattanooga (93, 9/6/2003)
 Held foe to less than 200 total yards _____ vs. Missouri (188, 10/24/2015)
 Held foe under 100 rushing yards _____ at Georgia (75, 10/15/2016)
 Held foe under 100 passing yards _____ at Kentucky (49, 10/8/2016)
 Held foe scoreless _____ at Kentucky (40-0, 11/3/2012)

The Last Opposing Player...

Player scored 3 TDs _____ Dedrick Mills at Georgia Tech (3, 9/17/16)
 Player scored 4 TDs or more _____ Justin Boyles Duke (4, 10/28/2006)
 QB passes for 3 TDs _____ Brent Stockstill vs. Middle Tenn. (3, 9/10/2016)
 QB passes for 4+ TDs _____ Johnny Manziel at Texas A&M (4, 10/26/2013)
 QB passed for 200-299 yards _____ G. Ward Jr. at Houston (221, 10/31/2015)
 QB passed for 300-399 yards _____ Jacob Eason at Georgia (346, 10/15/2016)
 QB passed for 400+ yards _____ Bo Wallace Ole Miss (403, 11/10/2012)
 70+ yard reception _____ Jordan to Lynch at Georgia Tech (77, 9/17/2016)
 Rushed for 100-199 yards _____ Anthony Wales at WKU (157,9/24/2016)
 Rushed for 200+ yards _____ Arian Foster Tennessee (223, 11/19/2005)
 Rushed for 3+ TDs _____ Dedrick Mills at Georgia Tech (3, 9/17/2016)
 70+ yard rush _____ Pharoh Cooper vs. So. Carolina (70, 9/20/2014)
 Receiver had 100-199 yards _____ Taywan Taylor at WKU (112, 9/25/02016)
 Receiver had 200+ yards _____ Craig Yeast Kentucky (269, 11/13/1998)
 Had 3+ TD receptions _____ Sidney Rice South Carolina (3, 10/22/2005)
 Returned kickoff for TD _____ Mike Wallace Ole Miss (98, 9/20/2008)
 Returned punt for TD _____ Cameron Sutton at Tennessee (85,11/28/2015)
 Returned INT for TD _____ William Jackson III at Houston (55, 9/12/2015)
 Returned fumble for TD _____ Christian Holmes at Miss. State (51, 11/22/2014)
 Kicked at least three FGs _____ R. Blankenship at Georgia (3, 10/15/2016)
 Kicked 50+ yard FG _____ Elliott Fry vs. South Carolina (55, 9/1/2016)
 Had 70+ yard punt _____ Ryan Janvion vs. Wake Forest (71, 11/30/2013)
 Recorded 10+ total tackles _____ J. Davis vs. Florida (15, 10/1/2016)
 Recorded 3+ tackles for loss _____ Chris Johnson at WKU (4.0, 9/24/2016)
 Blocked VU punt _____ Drell Greene at WKU (9/24/2016)
 Returned blocked punt for TD _____ L. Mathis vs. Charleston So. (17 yds., 10/11/2014)
 Blocked VU FG _____ Sharrif Floyd Florida (11/5/2011)
 Scored on VU safety _____ Team at Tennessee (11/28/2015)

The Last VU Opponent...

Achieved 30+ first downs in game _____ Ole Miss (30, 9/26/2015)
 Topped 500+ Yards in Total Offense _____ at WKU (501, 9/24/2016)
 300 or more passing yards _____ at Georgia (346, 10/15/2016)
 400 or more passing yards _____ Ole Miss, (403 yds., 11/10/2012)
 Rushed for 200-299 yards _____ at Kentucky (258, 10/8/2016)
 Rushed for 300-399 yards _____ Tennessee (331,11/28/2015)
 Rushed for 400+ yards _____ vs. Georgia Tech (404, 10/31/2009)
 Scored 40 points or more _____ at Tennessee (53,11/28/2015)
 Held Vanderbilt under 100 total yards _____ vs. Texas A&M (148, 11/21/2015)
 Held Vanderbilt under 200 total yards _____ at Georgia (171, 10/15/2016)
 Held Vanderbilt under 100 rushing yards _____ at Georgia (62, 10/15/2016)
 Held Vanderbilt under 100 passing yards _____ vs. South Carolina (73, 9/1/2016)
 Held Vanderbilt scoreless _____ vs. Texas A&M (25-0, 11/21/2015)



Vanderbilt Individual Season-Highs

Rush Attempts	29	Ralph Webb, Middle Tenn.
Yards Rushing	211	Ralph Webb, Middle Tenn.
TD Rushes	3	Ralph Webb, @WKU
Long Rush	49	Ralph Webb, Middle Tenn.
Pass Attempts	29	Kyle Shurmur, @WKU
Pass Completions	18	Kyle Shurmur, @WKU
Yards Passing	279	Kyle Shurmur, @WKU
TD Passes	1 (3x)	last Kyle Shurmur, @WKU
Long Pass	66	Kyle Shurmur, @WKU
Receptions	5	C.J. Duncan, @WKU
Yards Receiving	66	C.J. Duncan, Caleb Scott, @WKU
TD Receptions	1 (3x)	last Nathan Marcus, @WKU
Long Reception	66	Caleb Scott, @WKU
Field Goals	2 (2x)	last Tommy Openshaw, @Kentucky
Long Field Goal	48	Tommy Openshaw, @Kentucky
Punts	8	Sam Loy, @Georgia Tech
Punting Avg.	49.2	Sam Loy, Middle Tenn.
Long Punt	67	Sam Loy, @Georgia
Punts Inside 20	3	Sam Loy, Middle Tenn.
Long Punt Return	17	Kalija Lipscomb, @Georgia
Long Kickoff Return	95	Darius Sims, @Georgia
Tackles	19	Zach Cunningham, @Georgia
Sacks	2.0	Adam Butler, Florida
Tackles for Loss	3.0	Zach Cunningham, South Carolina
Interceptions	1 (4x)	last Tre Herndon, @Kentucky

Vanderbilt Team Game-Highs

Rushes	45	Middle Tennessee
Yards Rushing	231	Middle Tennessee
Yards per Rush	5.1	Middle Tennessee
TD Rushes	5	Middle Tennessee
Pass Attempts	29	@WKU
Pass Completions	18	@WKU
Yards Passing	279	@WKU
Yards per Pass Comp.	15.6	@Georgia
TD Passes	1 (3x)	last @WKU
Total Plays	73	Middle Tennessee
Total Offense	389	@WKU
Yards per Play	5.5	@WKU
Points	47	Middle Tennessee
Sacks By	2	Florida
First Downs	21	Florida
Penalties	7	@Kentucky
Penalty Yards	51	@WKU
Turnovers	3	Florida
Interceptions By	1 (4x)	last @Kentucky
Punts	8 (3x)	last @Georgia
Punting Avg.	47.2	@Georgia
Long Punt	67	@Georgia
Punts Inside 20	3	Middle Tennessee

Vanderbilt's Longest Plays

Rushing	49	Middle Tennessee
Passing	66	@WKU
Field Goal	48	@Kentucky
Punt	67	@Georgia
Punt Return	17	@Georgia
Kickoff Return	95	@Georgia
Interception Return	59	Middle Tennessee
Fumble Return	55	Middle Tennessee

Opponent Individual Season-Highs

Rush Attempts	24	Anthony Wales, @WKU
Yards Rushing	157	Anthony Wales, @WKU
TD Rushes	3	Dedrick Mills, @Georgia Tech
Long Rush	31	Boom Williams, @Kentucky
Pass Attempts	65	Brent Stockstill, Middle Tenn.
Pass Completions	38	Brent Stockstill, Middle Tenn.
Yards Passing	399	Brent Stockstill, Middle Tenn.
TD Passes	3	Brent Stockstill, Middle Tenn.
Long Pass	81	Justin Thomas, @Georgia Tech
Receptions	14	Richie James, Middle Tenn.
Yards Receiving	183	Richie James, Middle Tenn.
TD Receptions	1 (8x)	last Isaac Nauta, @Georgia
Long Reception	81	Marcus Marshall, @Georgia Tech
Field Goals	3	R. Blankenship, @Georgia
Long Field Goal	55	Elliott Fry, South Carolina
Punts	8	Johnny Townsend, Florida
Punting Avg.	51.9	Johnny Townsend, Florida
Long Punt	62	Johnny Townsend, Florida
Punts Inside 20	5	Johnny Townsend, Florida
Long Punt Return	7	Deebo Samuel, South Carolina
Long Kickoff Return	33	D. Anderson, Middle Tenn.
Tackles	15	J. Davis, Florida
Sacks	2.0	Lorenzo Carter, @Georgia
Tackles for Loss	4.0	Chris Johnson, @WKU
Interceptions	1 (4x)	last T. Tabor, N. Washington, Florida

Opponent Team Game-Highs

Rushes	52	@Kentucky
Yards Rushing	289	@Georgia Tech
Yards per Rush	6.4	@WKU
TD Rushes	3	@Georgia Tech
Pass Attempts	65	Middle Tennessee
Pass Completions	38	Middle Tennessee
Yards Passing	399	Middle Tennessee
Yards per Pass Comp.	27.8	@Georgia Tech
TD Passes	3	Middle Tennessee
Total Plays	86	Middle Tennessee
Total Offense	511	@Georgia Tech
Yards per Play	8.1	@Georgia Tech
Points	38	@Georgia Tech
Sacks By	4	@Kentucky
First Downs	27	@WKU
Penalties	11	@WKU
Penalty Yards	92	Middle Tennessee
Turnovers	3	@WKU
Interceptions By	2	Florida
Punts	7 (2x)	last Florida
Punting Avg.	51.9	Florida
Long Punt	62	Florida
Punts Inside 20	5	Florida

Opponent's Longest plays

Rushing	31	@Kentucky
Passing	81	@Georgia Tech
Field Goal	55	South Carolina
Punt	62	Florida
Punt Return	20	Middle Tennessee
Kickoff Return	33 (2x)	last @Georgia Tech
Interception Return	64	@Georgia Tech
Fumble Return	0	Middle Tennessee



2016 VANDERBILT COMMODORES

Roster A-Z			#	Name	Pos.	Ht.	Wt.	Year	CL	Hometown/High School (Other)
			2	Deuce Wallace	QB	6-2	205	Fr.	HS	Sevierville, Tenn./Sevier Co.
94	Torey Agee	DL	2	Arnold Tarpley	S	6-1	200	Jr.	2L	Pittsburgh, Pa./Central Catholic
66	Zach Aguirre	OL	3	Taurean Ferguson	CB	5-9	190	Jr.	2L	Jonesboro, Ga./Jonesboro
88	Kyle Anderton	TE	3	Shawn Stankavage	QB	6-2	201	R-So.	RS	Durham, N.C./Cardinal Gibbons
53	Sean Auwae-McMoore	OL	4	Donaven Tennyson	WR	5-10	164	Fr.	HS	Richmond, Va./Benedictine Prep
24	Jalen Banks	S	4	John Webb	QB	6-0	200	So.	SQ	Dallas, Texas/St. Mark's
38	Gil Barksdale	DB	5	Torren McGaster	CB	6-0	198	Sr.	3L	Daphne, Ala./Daphne
91	Drew Birchmeier	DL	6	Darius Sims	WR	5-9	191	Sr.	3L	Memphis, Tenn./Whitehaven
23	Khari Blasingame	RB	7	Emmanuel Smith	S	6-2	219	Jr.	2L	Murfreesboro, Tenn./Oakland
52	Nigel Bowden	ILB	7	Ralph Webb	RB	5-10	202	Jr.	2L	Gainesville, Fla./Gainesville
20	Oren Burks	OLB	8	Joejuan Williams	CB	6-3	202	Fr.	HS	Nashville, Tenn./Father Ryan
69	Adam Butler	DL	9	Caleb Peart	OLB	6-1	234	R-Fr.	RS	Gilbert, Ariz./Hamilton
77	Devin Cochran	OL	9	Caleb Scott	WR	6-1	202	Jr.	2L	Suwanee, Ga./North Gwinnett
35	Frank Coppet	CB	10	Trent Sherfield	WR	6-1	200	Jr.	2L	Danville, Ill./Danville
22	Josh Crawford	RB	11	Jackson Winrow	WR	6-1	182	Fr.	HS	Shawnee, Okla./Shawnee
64	Delando Crooks	OL	11	Charles Wright	OLB	6-3	237	R-So.	1L	Irvine, Calif./Beckman
41	Zach Cunningham	ILB	12	Wade Freebeck	QB	6-5	225	Jr.	2L	Davie, Fla./St. Thomas Aquinas
70	Darion DeBrossard	DL	12	Zaire Jones	S	6-0	193	Fr.	HS	Meridian, Miss./Meridian
76	Egidio DellaRipa	OL	13	LaDarius Wiley	S	6-1	205	R-So.	1L	Los Angeles, Calif./Cathedral
84	Sam Dobbs	TE	14	Kyle Shurmur	QB	6-4	223	So.	HS	Philadelphia, Pa./LaSalle College
18	Chandler Dorrell	WR	14	Ryan White	S	5-10	188	Jr.	2L	Louisville, Ky./Trinity
89	Sean Dowling	TE	15	Elijah Hamilton	CB	6-2	195	Fr.	HS	Roswell, Ga./Blessed Trinity Catholic
19	C.J. Duncan	WR	16	Kalija Lipscomb	WR	6-1	190	Fr.	HS	New Orleans, La./Jesuit
36	Trey Ellis	WR	17	Tommy Openshaw	K/P	6-2	195	Jr.	2L	Jacksonville, Fla./Creekside
3	Taurean Ferguson	CB	18	Chandler Dorrell	WR	5-11	188	Sr.	2L	Nashville, Tenn./St. Thomas Aquinas
55	David Floyd	OL	19	C.J. Duncan	WR	5-11	203	R-So.	1L	Montgomery, Ala./St. James School
12	Wade Freebeck	QB	19	Sam Loy	P	6-1	195	Fr.	HS	San Clemente, Calif./Catholic
27	Jaire George	RB	20	Oren Burks	OLB	6-3	222	R-Jr.	2L	Fairfax Station, Va./South Co.
56	Barrett Gouger	OL	21	Donovan Sheffield	CB	5-11	190	So.	1L	Nashville, Tenn./Ensworth
75	Bailey Granier	OL	22	Josh Crawford	RB	5-10	202	So.	1L	Wetumpka, Ala./Edgewood Academy
43	Jordan Griffin	ILB	23	Khari Blasingame	RB	6-1	235	R-So.	1L	New Market, Ala./Buckhorn
98	Ryley Guay	K	24	Jalen Banks	S	5-11	204	R-Jr.	2L	Markham, Ill./Thornton Township
87	Winston Guillory	WR	25	Josh Smith	ILB	6-3	236	So.	1L	Murfreesboro, Tenn./Oakland
15	Elijah Hamilton	CB	26	Andrew Rector	S	6-0	198	So.	1L	Nashville, Tenn./Father Ryan
60	Cole Hardin	OL	27	Jaire George	RB	6-1	210	R-Fr.	RS	Hyattville, Md./DeMatha Catholic
42	Kenny Hebert	OLB	28	Dallas Rivers	RB	6-1	225	Jr.	2L	Stone Mtn., Ga./Stephenson
31	Tre Herndon	CB	29	Austin Quillen	S	5-11	190	Fr.	HS	Jenks, Okla./Jenks
33	Jay Hockaday	ILB	30	Bryce Lewis	CB	6-0	185	R-So.	1L	Lilburn, Ga./Parkview
74	Will Holden	OL	31	Tre Herndon	CB	6-1	188	Jr.	2L	Chattanooga, Tenn./East Hamilton
56	Bradyn Jasper	LB	32	Jamauri Wakefield	RB	6-1	215	Fr.	HS	Jacksonville, Fla./Providence
50	Andrew Jelks	OL	33	Jay Hockaday	ILB	6-3	220	So.	1L	Nashville, Tenn./Christ Presbyterian
37	Wilson Johnson	SN	34	Dare Odeyingbo	DE	6-2	262	So.	1L	Irving, Texas/Cistercian Prep
12	Zaire Jones	S	35	Frank Coppet	CB	5-11	185	Fr.	HS	Ft. Lauderdale, Fla./St. Thomas Aquinas
65	Braden Kopp	OL	36	Trey Ellis	WR	5-9	170	Jr.	2L	Charlotte, N.C./Ardrey Kell
77	Nifae Lealao	DL	37	Wilson Johnson	SN	6-0	212	Sr.	1L	Nashville, Tenn./Montgomery Bell
93	Hayden Lekacz	PK	38	Gil Barksdale	DB	5-10	180	Fr.	HS	Solon, Ohio/Solon
30	Bryce Lewis	CB	39	Bailey McElwain	FB	6-0	238	Fr.	HS	Trussville, Ala./Hewitt-Trussville
16	Kalija Lipscomb	WR	40	Baffour Osei	RB	5-8	180	Jr.	SQ	Oxnard, Calif./Oaks Christian
19	Sam Loy	P	40	Ja'karrri Thomas	ILB	6-1	225	Sr.	3L	Tallahassee, Fla./Godby
83	Nathan Marcus	TE	41	Zach Cunningham	ILB	6-4	230	R-Jr.	2L	Pinson, Ala./Pinson Valley
45	Cody Markel	TE	42	Kenny Hebert	OLB	6-4	220	Fr.	HS	New Orleans, La./Holy Cross
54	Kade Mayle	DL	43	Jordan Griffin	ILB	6-1	224	So.	1L	Tampa, Fla./Armwood
39	Bailey McElwain	FB	44	Nehemiah Mitchell	DL	6-4	260	Sr.	1L	Hayward, Calif./CC-San Francisco
5	Torren McGaster	CB	45	Cody Markel	TE	6-4	240	Fr.	HS	Middleton, Wisc./Middleton
48	Andre Mintze	OLB	46	Reese Wilson	WR	5-10	165	So.	HS	Rockwall, Texas/Rockwall-Heath
			47	Tommy Schiager	FB	6-0	220	Fr.	HS	Portland, Ore./Sunset



2016 VANDERBILT COMMODORES

#	Name	Pos.	Ht.	Wt.	Year	CL	Hometown/High School (Other)
48	Andre Mintze	OLB	6-3	225	Fr.	HS	Philadelphia, Pa./Imhotep Institute
48	Jacob Schultz	SN	6-4	235	Sr.	1L	Murfreesboro, Tenn./Siegel
49	Jonathan Wynn	DE	6-4	258	R-Jr.	2L	Stone Mtn., Ga./Stephenson
50	Andrew Jelks	OL	6-6	305	Sr.	2L	Paris, Tenn./Henry Co.
51	Davis Winkie	SN	6-4	250	Jr.	SQ	Cumming, Ga./South Forsyth
52	Nigel Bowden	ILB	6-1	240	R-Jr.	2L	Macon, Ga./Central
53	Sean Auwae-McMoore	OL	6-5	308	Fr.	HS	Kapolei, Hawaii/Kapolei
54	Kade Mayle	DL	6-3	275	Jr.	SQ	McConnelsville, Ohio/Morgan
55	David Floyd	OL	6-5	290	Fr.	HS	Nashville, Tenn./Lipscomb Academy
56	Barrett Gouger	OL	6-4	305	Sr.	3L	Soddy Daisy, Tenn./Baylor
56	Bradyn Jasper	ILB	6-1	245	Jr.	SQ	Washington, Mo./St. Francis Borgia
57	Ean Pfeifer	OL	6-4	290	R-Fr.	RS	Bentonville, Ark./Bentonville
57	Josiah Sa'o	DL	6-2	290	Fr.	HS	San Diego, Calif./Kearney
58	Justin Skule	OL	6-6	305	So.	1L	Clifton, Va./Centreville
60	Cole Hardin	OL	6-4	305	R-So.	1L	Florence, Ala./Florence
61	Bruno Reagan	OL	6-3	310	R-So.	1L	Clarksville, Tenn./Clarksville
64	Delando Crooks	OL	6-5	305	R-Jr.	2L	Atlanta, Ga./Carver
65	Braden Kopp	OL	6-5	280	Fr.	HS	Houston, Texas/Houston Christian
66	Zach Aguirre	OL	6-2	292	Fr.	HS	Mission Viejo, Calif./Mater Dei
69	Adam Butler	DL	6-4	295	Sr.	3L	Duncanville, Texas/Duncanville
70	Darion DeBrossard	DL	6-4	290	R-Fr.	RS	Snellville, Ga./Shiloh
71	Jared Southers	OL	6-4	308	R-Fr.	RS	South Orange, N.J./Seton Hall Prep
74	Will Holden	OL	6-6	312	Sr.	3L	Green Cove Springs, Fla./Clay
74	Jay Woods	DL	6-3	285	R-Jr.	2L	Jackson, Ga./Jackson
75	Bailey Granier	OL	6-6	320	So.	1L	Galliano, La./South Lafourche
76	Egidio DellaRipa	OL	6-4	295	Jr.	SQ	Castaic, Calif./College of the Canyons
77	Devin Cochran	OL	6-7	305	Fr.	HS	Norcross, Ga./Greater Atl. Christian
77	Nifae Lealao	DL	6-5	312	Jr.	2L	Sacramento, Calif./Capital Christian
80	Jared Pinkney	TE	6-4	250	R-Fr.	RS	Norcross, Ga./Norcross
81	Zack Smith	WR	6-3	198	Fr.	HS	Mariposa, Calif./Mariposa Co.
82	Turner Cockrell	TE	6-5	220	Fr.	HS	Acworth, Ga./Allatonna
83	Nathan Marcus	TE	6-5	244	Jr.	2L	Glen Ellyn, Ill./Glenbard West
84	Sam Dobbs	TE	6-4	220	So.	1L	Douglasville, Ga./Landmark Christian
85	DeAndre Woods	TE	6-3	238	Jr.	2L	Clay, Ala./Clay-Chalkville
86	Latevius Rayford	WR	6-1	201	Sr.	3L	Memphis, Tenn./Central
87	Winston Guillory	WR	5-11	170	So.	SQ	Dallas, Texas/Episcopal
88	Kyle Anderton	TE	6-4	255	So.	1L	Hendersonville, Tenn./Station Camp
89	Sean Dowling	TE	6-5	265	Sr.	2L	Fallbrook, Calif./Fallsbrook Union
90	Cameron Tidd	DL	6-3	275	Fr.	HS	Greenwood, Ind./Center Grove
91	Drew Birchmeier	DL	6-4	280	Fr.	HS	Midlothian, Va./Cosby
93	Hayden Lekacz	PK	6-0	195	Jr.	2L	Glen Ellyn, Ill./Glenbard West
94	Torey Agee	DL	6-4	285	Sr.	3L	Opelika, Ala./Opelika
95	Riley Tindol	DL	6-5	267	Jr.	SQ	Billingsley, Ala./Autauga Academy
97	Reid Nelson	P	6-2	215	Jr.	SQ	Hueytown, Ala./Hueytown
98	Riley Guay	K	5-10	190	Fr.	HS	Naperville, Ill./Benet Academy
99	Landon Stokes	OLB	6-4	240	R-Jr.	2L	Orlando, Fla./Lake Highland Prep

Roster A-Z		
#	Name	Pos.
44	Nehemiah Mitchell	DL
97	Reid Nelson	P
34	Dare Odeyingbo	DE
17	Tommy Openshaw	K/P
40	Baffour Osei	RB
9	Caleb Peart	OLB
57	Ean Pfeifer	OL
80	Jared Pinkney	TE
29	Austin Quillen	S
86	Latevius Rayford	WR
61	Bruno Reagan	OL
29	Andrew Rector	S
28	Dallas Rivers	RB
57	Josiah Sa'o	DL
47	Tommy Schiager	FB
48	Jacob Schultz	SN
9	Caleb Scott	WR
21	Donovan Sheffield	CB
10	Trent Sherfield	WR
14	Kyle Shurmur	QB
6	Darrius Sims	WR
58	Justin Skule	OL
7	Emmanuel Smith	S
25	Josh Smith	ILB
71	Jared Southers	OL
3	Shawn Stankavage	QB
99	Landon Stokes	OLB
2	Arnold Tarpley	S
4	Donaven Tennyson	WR
40	Ja'karri Thomas	ILB
90	Cameron Tidd	DL
95	Riley Tindol	DL
32	Jamauri Wakefield	RB
2	Deuce Wallace	QB
4	John Webb	QB
7	Ralph Webb	RB
14	Ryan White	S
13	LaDarius Wiley	S
8	Joejuan Williams	CB
46	Reese Wilson	WR
51	Davis Winkie	SN
11	Jackson Winrow	WR
85	DeAndre Woods	TE
74	Jay Woods	DL
11	Charles Wright	OLB
49	Jonathan Wynn	DE

Pronunciations

PLAYERS

Khari (**car-EE**) Blasingame
 Jaire (**JIE-air**) George
 Bailey Granier (**graun-YAE**)
 Barrett Gouger (**gow-GURR**)
 Nifae (**nee-FY**) Lealao (**lay-louw**)
 Kalija (**kuh-lie-JUH**) Lipscomb
 Hayden Lekacz (**la-koch**)
 Dare (**dar-EE**) Odeyingbo (**O-duh-yeng-BO**)
 Caleb Peart (**peert**)

Latevius (**la-TAY-vee-us**) Rayford
 Darrius (**Dare-ee-us**) Sims
 Ja'karri (**jah-CAR-ee**) Thomas
 Riley Tindol (**ten-doll**)

COACHES

Gerry (**Jerry**) Gdowski (**Guh-DOW-ski**)

Roster by Class

PLAYERS

Seniors - 13
 Juniors - 31
 Sophomores - 23
 RS-Freshmen - 6
 Freshmen - 21



VANDERBILT DEPTH CHART



Darrius Sims | KR

Sims returned two kicks for 124 yards at Georgia, including a season-best 95-yard return. He needs 44 yards to become the school record holder for kick returns.



Zach Cunningham | LB

Cunningham produced the best game of his career in the win at Georgia, making a career-best 19 tackles.

Offense

WR	10 Trent Sherfield	6-1, 200, Jr.
	9 Caleb Scott	6-2, 204, Jr.
	6 Darrius Sims	5-9, 191, Sr.
TE	83 Nathan Marcus	6-5, 244, R-Jr.
	80 Jared Pinkney	6-4, 250, R-Fr.
LT	74 Will Holden	6-6, 312, Sr.
	77 Devin Cochran	6-7, 305, Fr.
LG	57 Ean Pfeifer	6-4, 290, R-Fr.
	64 Delando Crooks	6-5, 305, R-Jr.
C	56 Barrett Gouger	6-4, 305, Sr.
	60 Cole Hardin	6-4, 305, R-So.
RG	61 Bruno Reagan	6-3, 310, R-So.
	75 Bailey Granier	6-6, 320, R-So.
RT	58 Justin Skule	6-6, 305, So.
	71 Jared Southers	6-4, 308, R-Fr.
QB	14 Kyle Shurmur	6-4, 223, So.
	12 Wade Freebeck	6-5, 225, Jr.
RB	7 Ralph Webb	5-10, 202, Jr.
	23 Khari Blasingame	6-1, 235, R-So.
	22 Josh Crawford	5-10, 202, So.
FB	39 Bailey McElwain	6-0, 238, Fr.
	28 Dallas Rivers	6-1, 225, Jr.
WR	16 Kalija Lipscomb	6-1, 190, Fr.
	19 C.J. Duncan	5-11, 203, R-Jr.
	86 Latevius Rayford	6-1, 201, Sr.

Defense

DL	49 Jonathan Wynn	6-4, 258, R-Jr.
	34 Dare Odeyingbo	6-2, 262, So.
DL	69 Adam Butler	6-4, 295, Sr.
	94 Torey Agee	6-4, 285, Sr.
DL	77 Nifae Lealao	6-5, 312, Jr.
	74 Jay Woods	6-3, 285, R-Jr.
	44 Nehemiah Mitchell	6-4, 260, Sr.
OLB	99 Landon Stokes	6-4, 240, R-Jr.
	11 Charles Wright	6-3, 237, R-So.
ILB	41 Zach Cunningham	6-4, 230, R-Jr.
	25 Josh Smith	6-3, 236, So.
ILB	40 Ja'karri Thomas	6-1, 225, Sr.
	7 Emmanuel Smith	6-2, 219, Jr.
	43 Jordan Griffin	6-1, 224, R-So.
OLB	20 Oren Burks	6-3, 222, R-Jr.
	9 Caleb Peart	6-1, 234, R-Fr.
CB	31 Tre Herndon	6-1, 188, Jr.
	3 Taurean Ferguson	5-9, 190, R-Jr.
SS	14 Ryan White	5-10, 188, R-Jr.
	26 Andrew Rector	6-0, 198, So.
FS	13 LaDarius Wiley	6-1, 205, R-So.
	or 2 Arnold Tarpley	6-1, 200, Jr.
CB	5 Torren McGaster	6-0, 198, Sr.
	30 Bryce Lewis	6-0, 185, R-So.

Special Teams

K	17 Tommy Openshaw	6-2, 195, R-Jr.
	98 Ryley Guay	5-10, 190, Fr.
P	19 Sam Loy	6-1, 195, Fr.
	97 Reid Nelson	6-2, 215, Jr.
H	37 Wilson Johnson	6-0, 212, Sr.
	97 Reid Nelson	6-2, 215, Jr.
PR	16 Kalija Lipscomb	6-1, 190, Fr.
	14 Ryan White	5-10, 188, R-Jr.
KR	6 Darrius Sims	5-9, 191, Sr.
	19 C.J. Duncan	5-11, 203, R-Jr.
SN	48 Jacob Schultz	6-4, 235, Sr.
	37 Wilson Johnson	6-0, 212, Sr.



OFF. STARTERS

	WR	WR	WR/TE/FB	TE	QB	RB	LT	LG	C	RG	RT
South Carolina	Sherfield	Lipscomb	Pinkney (TE)	Marcus	Shurmur	Webb	Holden	Crooks	Gouger	Reagan	Skule
Middle Tennessee	Sherfield	Lipscomb	McElwain (FB)	Marcus	Shurmur	Webb	Holden	Crooks	Gouger	Reagan	Skule
at Georgia Tech	Sherfield	Lipscomb	McElwain (FB)	Marcus	Shurmur	Webb	Holden	Crooks	Gouger	Reagan	Skule
at Western Kentucky	Sherfield	Lipscomb	Duncan (WR)	Pinkney	Shurmur	Webb	Holden	Crooks	Gouger	Reagan	Skule
Florida	Dowling (TE)	Lipscomb	Blasingame (RB)	Marcus	Shurmur	Webb	Holden	Pfeifer	Gouger	Reagan	Skule
at Kentucky	Sherfield	Lipscomb	Dowling (TE)	Marcus	Shurmur	Webb	Holden	Pfeifer	Gouger	Reagan	Skule
at Georgia	Pinkney (TE)	McElwain (FB)	Dowling (TE)	Marcus	Shurmur	Webb	Holden	Pfeifer	Gouger	Reagan	Skule
Tennessee State											
at Auburn											
at Missouri											
Ole Miss											
Tennessee											

DEF. STARTERS

	DL	DL	DL	OLB	ILB	ILB	OLB	CB	SS	FS	CB
South Carolina	Wynn	Butler	Lealao	Burks	Cunningham	Bowden	Ferguson (N)	Herndon	White	Wiley	McGaster
Middle Tennessee	Ferguson (N)	Butler	Lealao	Burks	Cunningham	Bowden	Stokes	Herndon	White	Wiley	McGaster
at Georgia Tech	Wynn	Butler	Lealao	Burks	Cunningham	Bowden	Stokes	Herndon	White	Wiley	McGaster
at Western Kentucky	Wynn	Butler	Ferguson (N)	Burks	Cunningham	J. Thomas	Stokes	Herndon	White	Wiley	McGaster
Florida	Ferguson (N)	Butler	Lealao	Burks	Cunningham	J. Thomas	Stokes	Herndon	White	Wiley	Lewis
at Kentucky	Wynn	Butler	Lealao	Burks	Cunningham	J. Thomas	Ferguson (N)	Herndon	White	Wiley	McGaster
at Georgia	Wynn	Butler	Lealao	Burks	Cunningham	J. Thomas	Odeyingbo (DL)	Herndon	White	Tarpley	Lewis
Tennessee State											
at Auburn											
at Missouri											
Ole Miss											
Tennessee											

EXPERIENCE ANALYSIS

The chart below shows Vanderbilt's offensive and defensive starting lineups over the last five years with numbers representing total starts by classes and percentages of total starts for the entire season.

Season	G	SR	JR	SO	FR	UpperCI%
2016	7 (3-4)	33 (21.4%)	74 (48.1%)	32 (20.8%)	15 (9.7%)	69.5%
2015	12 (4-8)	64 (24.2%)	79 (29.9%)	107 (40.5%)	14 (5.3%)	54.2%
2014	12 (3-9)	50 (18.9%)	72 (27.3%)	67 (25.4%)	75 (28.4%)	46.2%
2013	13 (9-4)	146 (51.1%)	62 (21.7%)	49 (17.1%)	29 (10.1%)	72.7%
2012	13 (9-4)	96 (33.6%)	122 (42.7%)	50 (17.5%)	18 (6.3%)	76.2%
2011	13 (6-7)	87 (30.4%)	106 (37.1%)	81 (28.3%)	12 (4.2%)	67.5%

SEASON/CAREER STARTS

OFFENSE	2016	2015	2014	2013	2012	TOT	STRK	DEFENSE	2016	2015	2014	2013	2012	TOT	STRK
R. Webb	7	12	12	-	-	31	31	A. Butler	7	8	9	6	-	30	7
W. Holden	7	12	10	0	-	29	29	T. McGaster	5	11	11	1	-	28	0
A. Jelks	0	-	12	10	-	22	0	O. Burks	7	12	7	-	-	26	23
L. Rayford	0	3	10	0	-	13	0	Z. Cunningham	7	9	5	0	-	21	15
T. Sherfield	5	12	0	-	-	17	0	T. Herndon	7	12	0	-	-	19	19
B. Gouger	7	10	0	1	-	18	7	N. Bowden	3	2	11	-	-	16	0
C. Scott	0	9	1	-	-	10	0	T. Ferguson	6	1	6	-	-	13	4
C. Duncan	1	0	9	-	-	10	0	J. Woods	0	5	5	-	-	10	0
K. Shurmur	7	5	-	-	-	12	10	J. Wynn	5	4	2	-	-	11	2
N. Marcus	6	2	3	-	-	11	3	N. Lealao	6	5	0	-	-	10	3
B. Reagan	7	2	-	-	-	9	9	L. Stokes	4	5	0	-	-	9	0
J. Skule	7	2	-	-	-	8	7	N. Mitchell	0	7	-	-	-	7	0
D. Sims	0	6	0	0	-	6	0	A. Tarpley	1	7	0	-	-	8	1
K. Lipscomb	6	-	-	-	-	6	0	R. White	7	1	1	-	-	9	7
D. Crooks	4	1	0	-	-	5	0	L. Wiley	6	0	0	-	-	6	0
W. Freebeck	0	0	4	-	-	4	0	J. Thomas	4	0	1	0	-	5	4
S. Dowling	3	2	0	0	-	5	3	E. Smith	0	2	0	-	-	2	0
B. Granier	0	3	-	-	-	3	0	T. Agee	0	1	0	0	-	1	0
J. Pinkney	4	-	-	-	-	4	1	B. Lewis	1	0	-	-	-	1	0
B. McElwain	3	-	-	-	-	3	1	D. Odeyingbo	1	0	-	-	-	1	1
K. Blasingame	1	1	-	-	-	2	0								
E. Pfeifer	3	-	-	-	-	3	3								
S. Dobbs	0	1	-	-	-	1	0								



2016 STATISTICS

SCORE (qtr)	1ST	2ND	3RD	4TH	OT	TOTAL
VANDERBILT	25	45	20	34	7	131
OPPONENTS	41	40	31	36	6	154

TEAM STATISTICS

	VANDERBILT	OPPONENT
SCORING	131	154
Points Per Game	18.7	22.0
FIRST DOWNS	118	145
Rushing	52	64
Passing	54	72
Penalty	12	9
RUSHING YARDAGE	945	1136
Yards gained rushing	1119	1271
Yards lost rushing	174	135
Rushing Attempts	260	254
Average Per Rush	3.6	4.5
Average Per Game	135.0	162.3
TDs Rushing	11	9
PASSING YARDAGE	1023	1638
Att-Comp-Int	191-97-4	244-142-4
Average Per Pass	5.4	6.7
Average Per Catch	10.5	11.5
Average Per Game	146.1	234.0
TDs Passing	3	8
TOTAL OFFENSE	1968	2774
Total Plays	451	498
Average Per Play	4.4	5.6
Average Per Game	281.1	396.3
KICK RETURNS: #-Yards	18-526	13-275
PUNT RETURNS: #-Yards	15-56	12-17
INT RETURNS: #-Yards	4-63	4-80
KICK RETURN AVERAGE	29.2	21.2
PUNT RETURN AVERAGE	3.7	1.4
INT RETURN AVERAGE	15.8	20.0
FUMBLES-LOST	10-3	12-7
PENALTIES-Yards	37-296	48-426
Average Per Game	42.3	60.9
PUNTS-Yards	46-1885	36-1501
Average Per Punt	41.0	41.7
Net punt average	38.4	39.0
TIME OF POSSESSION/Game	30:19	29:41
3RD-DOWN Conversions	32/97	43/109
3rd-Down Pct	33%	39%
4TH-DOWN Conversions	1/7	6/11
4th-Down Pct	14%	55%
SACKS BY-Yards	6-39	16-107
MISC YARDS	0	0
TOUCHDOWNS SCORED	15	17
FIELD GOALS-ATTEMPTS	8-10	12-14
ON-SIDE KICKS	0-0	0-0
RED-ZONE SCORES	21-22 95%	19-26 73%
RED-ZONE TOUCHDOWNS	14-22 64%	14-26 54%
PAT-ATTEMPTS	15-15 100%	16-16 100%
ATTENDANCE	90496	213366
Games/Avg Per Game	3/30165	4/53342

GAME RESULTS

DATE	OPPONENT	W/L SCORE	OVERALL	CONF.	TIME	ATT.
9/1	S. Carolina	L 13-10	0-1	0-1	3:26	30,304
9/10	Middle Tenn.	W 47-24	1-1	0-1	3:41	29,627
9/17	at Ga. Tech	L 38-7	1-2	0-1	3:08	41,916
9/24	at WKU	W 31-30 (OT)	2-2	0-1	3:38	23,774
10/1	Florida	L 13-6	2-3	0-2	3:19	30,565
10/8	at Kentucky	L 20-13	2-4	0-3	3:30	55,030
10/15	at Georgia	W 17-16	3-4	1-3	3:18	92,746
10/22	Tennessee St.					
11/5	at Auburn					
11/12	at Missouri					
11/19	Ole Miss					
11/26	Tennessee					

INDIVIDUAL STATISTICS

PASSING	GP	EFF.	ATT-COMP-INT	PCT	YARDS	TD	LONG	AVG/G
Kyle Shurmur	7	98.51	91-177-3	51.4	946	3	66	135.1
Wade Freebeck	3	80.52	6-13-1	46.2	77	0	22	25.7
TEAM	5	0.00	0-1-0	0.0	0	0	0	0.0
Total	7	96.77	97-191-4	50.8	1023	3	66	146.1
Opponents	7	122.13	142-244-4	58.2	1638	8	81	234.0

RUSHING	GP	ATT	GAIN	LOSS	NET	AVG	TD	LONG	AVG/G
Ralph Webb	7	155	750	20	730	4.7	6	49	104.3
K. Blasingame	7	47	202	1	201	4.3	4	16	28.7
Darrius Sims	6	4	41	6	35	8.8	0	18	5.8
Josh Crawford	5	6	20	1	19	3.2	0	9	3.8
Trent Sherfield	7	2	13	0	13	6.5	0	9	1.9
Dallas Rivers	7	7	14	1	13	1.9	1	4	1.9
Wade Freebeck	3	3	9	0	9	3.0	0	7	3.0
Kalija Lipscomb	7	1	0	1	-1	-1.0	0	0	-0.1
Tommy Openshaw	7	1	0	2	-2	-2.0	0	0	-0.3
D. Tennyson	4	1	0	3	-3	-3.0	0	0	-0.8
TEAM	5	3	0	6	-6	-2.0	0	0	-1.2
Sam Loy	7	1	-5	24	-29	-29.0	0	0	-4.1
Kyle Shurmur	7	29	75	109	-34	-1.2	0	14	-4.9
Total	7	260	1119	174	945	3.6	11	49	135.0
Opponents	7	254	1271	135	1136	4.5	9	31	162.3

RECEIVING	GP	No.	YARDS	AVG	TD	LONG	AVG/G
Kalija Lipscomb	7	18	227	12.6	2	45	32.4
C.J. Duncan	7	17	192	11.3	0	31	27.4
Trent Sherfield	7	14	126	9.0	0	24	18.0
Ralph Webb	7	13	108	8.3	0	37	15.4
Jared Pinkney	7	9	113	12.6	0	23	16.1
Nathan Marcus	7	8	50	6.2	1	11	7.1
Caleb Scott	7	6	120	20.0	0	66	17.1
Sam Dobbs	7	4	51	12.8	0	30	7.3
K. Blasingame	7	3	10	3.3	0	9	1.4
Bailey McElwain	7	2	11	5.5	0	7	1.6
Dallas Rivers	7	1	7	7.0	0	7	1.0
Sean Dowling	7	1	6	6.0	0	6	0.9
L. Rayford	5	1	2	2.0	0	2	0.4
Total	7	97	1023	10.5	3	66	146.1
Opponents	7	142	1638	11.5	8	81	234.0



2016 STATISTICS

TOTAL OFFENSE	GP	PLAYS	RUSH	PASS	TOTAL	AVG/G
Kyle Shurmur	7	206	-34	946	912	130.3
Ralph Webb	7	155	730	0	730	104.3
K. Blasingame	7	47	201	0	201	28.7
Wade Freebeck	3	16	9	77	86	28.7
Darrius Sims	6	4	35	0	35	5.8
Josh Crawford	5	6	19	0	19	3.8
Dallas Rivers	7	7	13	0	13	1.9
Trent Sherfield	7	2	13	0	13	1.9
Kalija Lipscomb	7	1	-1	0	-1	-0.1
Tommy Openshaw	7	1	-2	0	-2	-0.3
D. Tennyson	4	1	-3	0	-3	-0.8
TEAM	5	4	-6	0	-6	-1.2
Sam Loy	7	1	-29	0	-29	-4.1
Total	7	451	945	1023	1968	281.1
Opponents	7	498	1136	1638	2774	396.3

ALL-PURPOSE	GP	RUSH	REC	PR	KOR	RET	TOTAL	AVG
Ralph Webb	7	730	108	0	49	0	887	126.7
Darrius Sims	6	35	0	0	454	0	489	81.5
Kalija Lipscomb	7	-1	227	62	0	0	288	41.1
K. Blasingame	7	201	10	0	0	0	211	30.1
C.J. Duncan	7	0	192	4	0	0	196	28.0
Trent Sherfield	7	13	126	0	0	0	139	19.9
Caleb Scott	7	0	120	0	0	0	120	17.1
Jared Pinkney	7	0	113	0	0	0	113	16.1
Oren Burks	7	0	0	0	0	59	59	8.4
Nathan Marcus	7	0	50	0	3	0	53	7.6
Sam Dobbs	7	0	51	0	0	0	51	7.3
Dallas Rivers	7	13	7	0	0	0	20	2.9
Josh Crawford	5	19	0	0	0	0	19	3.8
Bailey McElwain	7	0	11	0	0	0	11	1.6
Ryan White	7	0	0	-10	20	0	10	1.4
Wade Freebeck	3	9	0	0	0	0	9	3.0
Sean Dowling	7	0	6	0	0	0	6	0.9
Tre Herndon	7	0	0	0	0	4	4	0.6
L. Rayford	5	0	2	0	0	0	2	0.4
Tommy Openshaw	7	-2	0	0	0	0	-2	-0.3
D. Tennyson	4	-3	0	0	0	0	-3	-0.8
TEAM	5	-6	0	0	0	0	-6	-1.2
Sam Loy	7	-29	0	0	0	0	-29	-4.1
Kyle Shurmur	7	-34	0	0	0	0	-34	-4.9
Total	7	945	1023	56	526	63	2613	373.3
Opponents	7	1136	1638	17	275	80	3146	449.4

FIELD GOALS	FGM-FGA	%	1-29	30-39	40-49	50+	Lg	Blk
Tommy Openshaw	8-10	80.0	3-3	4-4	1-3	0-0	48	0

PUNTING	No.	Yds	AVG	LONG	TB	FC	I-20	Blk
Sam Loy	42	1823	43.4	67	5	12	14	2
Reid Nelson	2	56	28.0	35	0	0	0	0
TEAM	2	6	3.0	6	0	0	0	0
Total	46	1885	41.0	67	5	12	14	2
Opponents	36	1501	41.7	62	2	9	17	0

SCORING	TDs	FGs	PATs					DXP	SAF	Pts
			KICK	RUSH	REC	PASS				
Tommy Openshaw	0	8-10	15-15	0-0	0	0-0	0	0	39	
Ralph Webb	6	0-0	0-0	0-0	0	0-0	0	0	36	
K. Blasingame	4	0-0	0-0	0-0	0	0-0	0	0	24	
Kalija Lipscomb	2	0-0	0-0	0-0	0	0-0	0	0	12	
T. Ferguson	1	0-0	0-0	0-0	0	0-0	0	0	6	
Nathan Marcus	1	0-0	0-0	0-0	0	0-0	0	0	6	
Dallas Rivers	1	0-0	0-0	0-0	0	0-0	0	0	6	
TEAM	0	0-0	0-0	0-0	0	0-0	0	1	2	
Total	15	8-10	15-15	0-0	0	0-0	0	1	131	
Opponents	17	12-14	16-16	0-0	0	0-1	0	0	154	

KICKOFF RETURNS	No.	Yds	AVG	TD	LONG
Darrius Sims	14	454	32.4	0	95
Ralph Webb	2	49	24.5	0	26
Ryan White	1	20	20.0	0	20
Nathan Marcus	1	3	3.0	0	3
Total	18	526	29.2	0	95
Opponents	13	275	21.2	0	33

PUNT RETURNS	No.	Yds	AVG	TD	LONG
Kalija Lipscomb	8	62	7.8	0	17
Ryan White	5	-10	-2.0	0	4
C.J. Duncan	2	4	2.0	0	3
Total	15	56	3.7	0	17
Opponents	12	17	1.4	0	7

FIELD GOAL SEQUENCE	VANDERBILT	OPPONENT
South Carolina	(36),45	(48),(55)
Middle Tennessee	(32)	(39),44
at Georgia Tech	(41)	--
at Western Kentucky	(22)	25,(25)
Florida	(38),(27)	(42),(26)
at Kentucky	(48),49,(26)	(46),(28)
at Georgia	(38)	(45),(22),(36)
Tennessee State		
at Auburn		
at Missouri		
Ole Miss		
Tennessee		

Numbers in (parentheses) indicate successful field goals.



2016 STATISTICS

PASSING

	Com-Att-Yds-TD-Int	
	K. Shurmur	W. Freebeck
S. Carolina	8-22-73-0-0	0-1-0-0-0
Middle Tennessee	15-28-113-1-0	DNP
at Georgia Tech	17-26-149-1-1	3-5-41-0-0
at WKU	18-29-279-1-1	DNP
Florida	9-25-82-0-1	3-7-36-0-1
at Kentucky	17-29-141-0-0	DNP
at Georgia	7-18-109-0-0	DNP
Tennessee State		
at Auburn		
at Missouri		
Ole Miss		
Tennessee		
TOTALS	91-177-946-3-3	6-13-77-0-1

RUSHING

	#-Yds/TD	SC	MT	GT	WKU	FLA	UK	UGA	TSU	AU	MIZ	MISS	TENN
Ralph Webb	155-730/6	20-97/0	29-211/2	18-69/0	27-95/3	24-110/0	18-100/0	19-48/1					
K. Blasingame	47-201/4	15-68/1	6-19/2	5-11/0	6-19/0	5-41/0	5-26/0	5-17/1					
Darrius Sims	4-35/0	DNP	-	-	1-(-6)/0	2-23/0	-	1-18/0					
Josh Crawford	6-19/0	DNP	1-5/0	2-1/0	DNP	2-10/0	1-3/0	-					
Dallas Rivers	7-13/1	-	5-7/1	2-6/0	-	-	-	-					
Trent Sherfield	2-13/0	1-9/0	1-4/0	-	-	-	-	-					
Wade Freebeck	3-9/0	2-7/0	DNP	1-2/0	DNP	-	DNP	DNP					
Kalija Lipscomb	1-(-1)/0	1-(-1)/0	-	-	-	-	-	-					
Tommy Openshaw	1-(-2)/0	-	1-(-2)/0	-	-	-	-	-					
D. Tennyson	1-(-3)/0	1-(-3)/0	-	-	DNP	DNP	DNP	-					
TEAM	3-(-6)/0	DNP	-	DNP	-	-	-	3-(-6)/0					
Sam Loy	1-(-29)/0	-	-	-	-	1-(-29)/0	-	-					
Kyle Shurmur	29-(-34)/0	2-(-8)/0	2-(-13)/0	2-(-4)/0	8-2/0	3-(-8)/0	8-12/0	4-(-15)/0					

RECEIVING

	#-Yds/TD	SC	MT	GT	WKU	FLA	UK	UGA	TSU	AU	MIZ	MISS	TENN
Kalija Lipscomb.....	18-227/2	1-15/0	1-16/1	6-59/1	3-56/0	3-43/0	3-11/0	1-27/0					
C.J. Duncan	17-192/0	2-24/0	1-(-2)/0	1-22/0	5-66/0	3-31/0	5-51/0	-					
Trent Sherfield	14-126/0	-	4-26/0	2-22/0	2-38/0	-	4-21/0	2-19/0					
Caleb Scott	6-120/0	-	-	3-31/0	1-66/0	1-11/0	-	1-12/0					
Jared Pinkney	9-113/0	-	2-32/0	3-24/0	3-41/0	-	1-16/0	-					
Ralph Webb	13-108/0	3-28/0	1-(-5)/0	2-15/0	2-4/0	2-17/0	1-5/0	2-44/0					
Sam Dobbs	4-51/0	-	2-18/0	-	1-3/0	-	1-30/0	-					
Nathan Marcus	8-50/1	1-6/0	1-9/0	1-8/0	1-5/1	2-15/0	2-7/0	-					
Bailey McElwain	2-11/0	-	1-4/0	-	-	-	-	1-7/0					
K. Blasingame	3-10/0	1-0/0	1-9/0	-	-	1-1/0	-	-					
Dallas Rivers	1-7/0	-	-	1-7/0	-	-	-	-					
Sean Dowling	1-6/0	-	1-6/0	-	-	-	-	-					
L. Rayford	1-2/0	-	-	1-2/0	DNP	DNP	-	-					

PUNT RETURNS

	#-Yds	SC	MT	GT	WKU	FLA	UK	UGA	TSU	AU	MIZ	MISS	TENN
Kalija Lipscomb	8-62	-	1-11	1-7	1-3	2-14	-	3-27					
C.J. Duncan	2-4	2-4	-	-	-	-	-	-					
Ryan White	5-(-10)	-	1-0	-	-	-	4-(-10)	-					

KICK RETURNS

	#-Yds	SC	MT	GT	WKU	FLA	UK	UGA	TSU	AU	MIZ	MISS	TENN
Darrius Sims	14-454	DNP	3-95	3-57	3-69	-	3-109	2-124					
Ralph Webb	2-49	2-49	-	-	-	-	-	-					
Ryan White	1-20	-	1-20	-	-	-	-	-					
Nathan Marcus	1-3	-	-	-	-	-	1-3	-					



2016 STATISTICS

DEFENSIVE STATS

#	Name	GP	Tackles			TFL/Yds	Sacks	Pass Def		QBH	Fumbles		Blocked	
			Solo	Ast	Total		No-Yards	Int-Yds	BrUp		Rcv-Yds	FF	Kick	Saf
41	Zach Cunningham	7-7	40	41	81	13.0-24	.	.	1	1	1-0	1	.	.
13	LaDarius Wiley	7-6	25	23	48	1.5-13	1.0-11	.	1	.	1-55	.	.	.
14	Ryan White	7-7	26	22	48	2.5-4	.	.	5	.	.	1	.	.
40	Ja'karrri Thomas	7-4	21	19	40	3.5-5
5	Torren McGaster	7-5	23	16	39	1.0-1	.	.	6	1	2-0	.	.	.
3	T. Ferguson	7-5	17	11	28	3.0-8	.	1-0	6	.	1-22	1	.	.
20	Oren Burks	7-7	15	12	27	2.5-9	2.0-8	1-59	5	3	.	1	.	.
31	Tre Herndon	7-7	14	9	23	0.5-3	.	2-4	4	.	1-27	.	.	.
2	Arnold Tarpley	6-1	11	3	14	.	.	.	1	.	.	1	.	.
52	Nigel Bowden	3-3	5	9	14
69	Adam Butler	7-7	8	5	13	4.0-19	2.0-13	.	1	2
77	Nifae Lealao	7-6	7	4	11	1.0-3	.	.	2
34	Dare Odeyingbo	7-1	5	6	11	3.0-12	1.0-7	.	1	1
49	Jonathan Wynn	7-5	7	4	11	1.0-1	.	.	2	1
99	Landon Stokes	7-4	4	5	9	.	.	.	1	2
11	Charles Wright	7-0	6	2	8	3.0-13	.	.	.	1	1-0	.	.	.
30	Bryce Lewis	7-2	4	3	7
7	Emmanuel Smith	6-0	4	2	6	.	.	.	1
8	J. Williams	6-0	4	2	6
94	Torey Agee	7-0	2	4	6	1
43	Jordan Griffin	7-0	3	2	5
21	D. Sheffied	7-0	2	3	5
9	Caleb Peart	6-0	2	2	4
83	Nathan Marcus	7-6	2	1	3
44	N. Mitchell	6-0	.	3	3	0.5-1	.	.	.	1
17	Tommy Openshaw	7-0	2	1	3
74	Jay Woods	7-0	.	3	3
7	Ralph Webb	7-7	1	1	2	1	.	.	.
6	Darrius Sims	6-0	1	1	2
16	Kalija Lipscomb	7-6	1	.	1
10	Trent Sherfield	7-5	1	.	1
14	Kyle Shurmur	7-7	1	.	1
89	Sean Dowling	7-3	1	.	1
25	Josh Smith	3-0	1	.	1
24	Jalen Banks	5-0	1	.	1
26	Andrew Rector	3-0	.	1	1
28	Dallas Rivers	7-0	.	1	1
39	Bailey McElwain	7-3	.	1	1
TM	TEAM	5-0	1
	Total	7-0	267	222	489	40-116	6-39	4-63	37	14	7-101	6	.	1
	Opponents	7-0	255	197	452	42.0-166	16-107	4-80	26	14	3-0	5	2	.

INTERCEPTIONS/RET.	No.-Yds	SC	MT	GT	WKU	FLA	UK	UGA	TSU	AU	MIZ	MISS	TENN
Tre Herndon	2-4	-	-	-	1-0	-	1-4	-	-	-	-	-	-
Oren Burks	1-59	-	1-59	-	-	-	-	-	-	-	-	-	-
T. Ferguson	1-0	-	-	1-0	-	-	-	-	-	-	-	-	-

QB SACKS	UA-A-TOTAL	SC	MT	GT	WKU	FLA	UK	UGA	TSU	AU	MIZ	MISS	TENN
Adam Butler	2-0-2.0	-	-	-	-	2.0-13	-	-	-	-	-	-	-
Oren Burks	2-0-2.0	-	1.0-7	-	1.0-1	-	-	-	-	-	-	-	-
Dare Odeyingbo	1-0-1.0	-	-	1.0-7	-	-	-	-	-	-	-	-	-
LaDarius Wiley	1-0-1.0	-	-	-	-	-	-	1.0-11	-	-	-	-	-



2016 STATISTICS

TACKLES	SOLO-ASSISTED-TOTAL	SC	MT	GT	WKU	FLA	UK	UGA	TSU	AU	MIZ	MISS	TENN
Zach Cunningham	40-41-81	6-6	5-5	7-0	4-5	5-9	7-3	6-13					
LaDarius Wiley	25-23-48	3-1	1-3	5-3	3-4	4-6	5-3	4-3					
Ryan White	26-22-48	3-2	4-6	3-0	4-1	1-3	5-4	6-6					
Ja'karri Thomas	21-19-40	-	-	2-0	3-6	4-7	10-0	2-6					
Torren McGaster	23-16-39	0-2	4-2	1-3	7-2	5-2	1-1	5-4					
T. Ferguson	17-11-28	2-0	2-4	1-0	4-1	1-1	6-1	1-4					
Oren Burks	15-12-27	5-1	2-2	2-3	4-0	0-2	2-1	0-3					
Tre Herndon	14-9-23	1-2	3-1	2-0	5-0	1-3	2-2	0-1					
Arnold Tarpley	11-3-14	2-0	3-0	DNP	2-0	-	0-1	4-2					
Nigel Bowden	5-9-14	1-2	1-5	3-2	DNP	DNP	DNP	DNP					
Adam Butler	8-5-13	1-0	0-1	3-0	1-0	3-2	0-1	0-1					
Nifae Lealao	7-4-11	1-0	0-2	-	-	0-1	6-0	0-1					
Jonathan Wynn	7-4-11	1-0	-	1-0	2-1	0-1	2-0	1-2					
Dare Odeyingbo	5-6-11	2-1	0-1	2-1	-	1-0	-	0-3					
Landon Stokes	4-5-9	1-0	0-1	2-0	0-1	0-1	1-0	0-2					
Charles Wright	6-2-8	1-0	1-0	1-0	-	2-0	1-0	0-2					
Bryce Lewis	4-3-7	1-0	0-1	-	-	1-1	-	2-1					
Emmanuel Smith	4-2-6	-	1-1	1-0	-	DNP	-	2-1					
Torey Agee	2-4-6	1-1	0-1	1-1	-	-	-	0-1					
J. Williams	4-2-6	1-0	1-0	1-0	0-1	DNP	-	1-1					
Jordan Griffin	3-2-5	1-0	1-1	1-0	-	0-1	-	-					
D. Sheffield	2-3-5	1-0	1-1	-	-	0-1	-	0-1					
Caleb Peart	2-2-4	DNP	2-1	-	-	-	-	0-1					
Nathan Marcus	2-1-3	-	1-0	-	-	1-0	0-1	-					
Tommy Openshaw	2-1-3	-	0-1	-	-	-	2-0	-					
Jay Woods	0-3-3	-	0-2	0-1	-	-	-	-					
N. Mitchell	0-3-3	0-1	0-2	DNP	-	-	-	-					
Darrius Sims	1-1-2	DNP	0-1	-	-	1-0	-	-					
Ralph Webb	1-1-2	-	1-1	-	-	-	-	-					
Bailey McElwain	0-1-1	-	-	-	-	0-1	-	-					
Trent Sherfield	1-0-1	-	1-0	-	-	-	-	-					
Kalija Lipscomb	1-0-1	-	-	-	1-0	-	-	-					
Sean Dowling	1-0-1	-	-	-	-	1-0	-	-					
Josh Smith	1-0-1	DNP	1-0	DNP	-	-	DNP	DNP					
Jalen Banks	1-0-1	1-0	DNP	DNP	-	-	-	-					
Andrew Rector	0-1-1	0-1	DNP	-	DNP	-	DNP	DNP					
Dallas Rivers	0-1-1	-	-	-	-	-	-	0-1					
Kyle Shurmur	1-0-1	-	-	1-0	-	-	-	-					

FUMBLES	FF/FR	SC	MT	GT	WKU	FLA	UK	UGA	TSU	AU	MIZ	MISS	TENN
Oren Burks	1/0	1/0	0/0	0/0	0/0	0/0	0/0	0/0					
Charles Wright	0/1	0/1	0/0	0/0	0/0	0/0	0/0	0/0					
Zach Cunningham	1/1	0/1	1/0	0/0	0/0	0/0	0/0	0/0					
Ralph Webb	1/0	0/0	1/0	0/0	0/0	0/0	0/0	0/0					
LaDarius Wiley	0/1	0/0	0/1	0/0	0/0	0/0	0/0	0/0					
Tre Herndon	0/1	0/0	0/0	0/0	0/1	0/0	0/0	0/0					
Torren McGaster	0/2	0/0	0/0	0/0	0/1	0/1	0/0	0/0					
T. Ferguson	1/1	0/0	0/0	0/0	1/0	0/0	0/1	0/0					
Arnold Tarpley	1/0	0/0	0/0	0/0	1/0	0/0	0/0	0/0					
Ryan White	1/0	0/0	0/0	0/0	0/0	0/0	1/0	0/0					



2016 STATISTICS

GAME-BY-GAME TEAM COMPARISONS (NOTE: GAME TOTALS ARE DISPLAYED IN THE FORMAT TEAM/OPPONENT FOR EACH CATEGORY)

	SCORE	1ST DOWNS	RUSHING	PASSING	RUSH YDS	PASS YDS	PLAYS-TOTAL YDS	RET. YDS	TURNOVERS
South Carolina	L 13-10	14/14	9/4	4/10	42-169/32-121	73/187	65-242/62-308	53/8	0/2
Middle Tennessee	W 47-24	20/25	12/6	6/19	45-231/21-96	113/399	73-344/86-495	240/96	1/2
at Georgia Tech	L 38-7	17/21	4/14	12/5	30-85/46-289	190/222	61-275/63-511	64/114	1/1
at Western Kentucky	W 31-30	19/27	5/12	10/12	42-110/33-205	279/291	71-389/74-496	99/9	1/3
Florida	L 13-6	21/15	10/6	8/7	37-147/35-92	118/144	69-265/63-236	11/31	3/1
at Kentucky	L 20-13	18/20	9/18	9/2	32-141/52-258	141/49	62-282/76-307	128/71	1/2
at Georgia	W 17-16	9/23	3/4	5/17	32-62/35-75	109/346	50-171/75-421	151/43	0/0
Tennessee State									
at Auburn									
at Missouri									
Tennessee									
Totals	131-154	118/145	52/64	54/72	260-945/254-1136	1023/1638	451-1968/498-2774	746/372	7/11

GAME-BY-GAME TEAM COMPARISONS (NOTE: GAME TOTALS ARE DISPLAYED IN THE FORMAT TEAM/OPPONENT FOR EACH CATEGORY)

	3RD DOWN	4TH DOWN	TIME POSS	MARGIN	YDS/RUSH	YDS/PASS	YDS/PLAY	PUNTING	PENALTY YDS
South Carolina	4-15/6-16	0-1/0-0	33:15/26:45	6:30	4.0/3.8	3.2/6.2	3.7/5.0	8-37.1/7-39.9	33/51
Middle Tennessee	4-12/10-19	1-2/0-2	31:02/28:58	2:04	5.1/4.6	4.0/6.1	4.7/5.8	5-39.4/4-38.5	40/92
at Georgia Tech	4-13/8-15	0-1/0-1	30:28/29:32	0:56	2.8/6.3	6.1/13.1	4.5/8.1	8-40.1/4-42.5	45/55
at Western Kentucky	8-16/3-12	0-0/2-3	32:23/27:37	4:46	2.6/6.2	9.6/7.1	5.5/6.7	6-32.7/3-42.0	51/88
Florida	5-15/6-15	0-1/0-0	32:55/27:05	5:50	4.0/2.6	3.7/5.1	3.8/3.7	6-47.5/7-51.9	47/45
at Kentucky	3-12/4-15	0-2/3-3	27:16/32:44	-5:28	4.4/5.0	4.7/2.0	4.5/4.0	5-42.2/5-36.2	35/42
at Georgia	4-14/6-17	0-0/1-2	24:56/35:04	-10:08	1.9/2.1	6.1/8.6	3.4/5.6	8-47.2/6-38.0	45/53
Tennessee State									
at Auburn									
at Missouri									
Tennessee									
Totals	32-97/43-109	1-7/6-11	212:15/207:45	4:30	3.6/4.5	5.4/6.7	4.4/5.6	46-41.0/36-41.7	296/426



2016 STATISTICS

3RD DOWNS

	SCORE	OVERALL	1ST QTR	2ND QTR	3RD QTR	4TH QTR
South Carolina	L 13-10	4-15 (26.7%)	3-5 (60.0%)	0-3 (0.0%)	0-3 (0.0%)	1-4 (25.0%)
Middle Tennessee	W 47-24	4-12 (33.3%)	1-4 (25.0%)	3-4 (75.0%)	0-2 (0.0%)	0-2 (0.0%)
at Georgia Tech	L 38-7	4-13 (30.8%)	3-4 (75.0%)	0-3 (0.0%)	0-2 (0.0%)	1-4 (25.0%)
at Western Kentucky	W 31-30	8-16 (50.0%)	0-3 (0.0%)	5-6 (83.3%)	2-3 (66.7%)	0-3 (0.0%)
Florida	L 13-6	5-15 (33.3%)	1-4 (25.0%)	1-3 (33.3%)	1-3 (33.3%)	2-5 (40.0%)
at Kentucky	L 20-13	3-12 (25.0%)	1-3 (33.3%)	0-2 (0.0%)	1-3 (33.3%)	1-4 (25.0%)
at Georgia	W 17-16	4-14 (28.6%)	0-3 (0.0%)	2-4 (50.0%)	0-3 (0.0%)	2-4 (50.0%)
Tennessee State						
at Auburn						
at Missouri						
Ole Miss						
Tennessee						
Totals		32-97 (33.0%)	9-26 (34.6%)	11-25 (44.0%)	4-19 (21.1%)	7-26 (26.9%)
Opponents		43-109 (39.4%)	8-22 (36.4%)	13-32 (40.6%)	13-26 (50.0%)	9-29 (31.0%)

4TH DOWNS

	SCORE	OVERALL	1ST QTR	2ND QTR	3RD QTR	4TH QTR
South Carolina	L 13-10	0-1 (0.0%)	0-0 (0.0%)	0-0 (0.0%)	0-0 (0.0%)	0-1 (0.0%)
Middle Tennessee	W 47-24	1-2 (50.0%)	0-0 (0.0%)	0-0 (0.0%)	1-2 (50.0%)	0-0 (0.0%)
at Georgia Tech	L 38-7	0-1 (0.0%)	0-0 (0.0%)	0-0 (0.0%)	0-1 (0.0%)	0-0 (0.0%)
at Western Kentucky	W 31-30	0-0 (0.0%)	0-0 (0.0%)	0-0 (0.0%)	0-0 (0.0%)	0-0 (0.0%)
Florida	L 13-6	0-1 (0.0%)	0-0 (0.0%)	0-0 (0.0%)	0-0 (0.0%)	0-1 (0.0%)
at Kentucky	L 20-13	0-2 (0.0%)	0-0 (0.0%)	0-0 (0.0%)	0-1 (0.0%)	0-1 (0.0%)
at Georgia	W 17-16	0-0 (0.0%)	0-0 (0.0%)	0-0 (0.0%)	0-0 (0.0%)	0-0 (0.0%)
Tennessee State						
at Auburn						
at Missouri						
Ole Miss						
Tennessee						
Totals		1-7 (14.3%)	0-0 (0.0%)	0-0 (0.0%)	1-4 (25.0%)	0-3 (0.0%)
Opponents		6-11 (54.5%)	2-2 (100.0%)	1-2 (50.0%)	1-1 (100.0%)	2-6 (33.3%)

VANDERBILT-INSIDE OPPONENT 20-YARD LINE

OPPONENT	SCORE	Times in RZ	Times SCORED	TOTAL Pts	RUSH TDs	PASS TDs	FG TDs	MADE	FGA	DOWNNS	-----FAILED IN RED ZONE-----				HALF	GM
											INT	FUMB				
South Carolina	L 13-10	2	2	10	1	1	0	1	0	0	0	0	0	0	0	
Middle Tennessee	W 47-24	7	7	45	6	5	1	1	0	0	0	0	0	0	0	
at Georgia Tech	L 38-7	1	1	7	1	0	1	0	0	0	0	0	0	0	0	
at Western Kentucky	W 31-30	5	5	31	4	3	1	1	0	0	0	0	0	0	0	
Florida	L 13-6	2	2	6	0	0	0	2	0	0	0	0	0	0	0	
at Kentucky	L 20-13	2	1	3	0	0	0	1	0	1	0	0	0	0	0	
at Georgia	W 17-16	3	3	17	2	2	0	1	0	0	0	0	0	0	0	
Tennessee State																
at Auburn																
at Missouri																
Ole Miss																
Tennessee																
VU Season Totals: 21 of 22 (95.5%)		22	21	119	14	11	3	7	0	1	0	0	0	0	0	

OPPONENTS-INSIDE VANDERBILT 20-YARD LINE

OPPONENT	SCORE	Times in RZ	Times SCORED	TOTAL Pts	RUSH TDs	PASS TDs	FG TDs	MADE	FGA	DOWNNS	-----FAILED IN RED ZONE-----				HALF	GM
											INT	FUMB				
South Carolina	L 13-10	3	1	7	1	1	0	0	0	0	0	1	0	1	0	
Middle Tennessee	W 47-24	4	3	21	3	0	3	0	0	1	0	0	0	0	0	
at Georgia Tech	L 38-7	4	3	21	3	3	0	0	0	0	1	0	0	0	0	
at Western Kentucky	W 31-30	6	4	23	3	2	1	1	1	0	1	0	0	0	0	
Florida	L 13-6	3	2	10	1	1	0	1	0	0	0	1	0	0	0	
at Kentucky	L 20-13	3	3	17	2	2	0	1	0	0	0	0	0	0	0	
at Georgia	W 17-16	3	3	13	1	0	1	2	0	0	0	0	0	0	0	
Tennessee State																
at Auburn																
at Missouri																
Ole Miss																
Tennessee																
Opponent Season Totals: 19 of 26 (73.1%)		26	19	112	14	9	5	5	1	1	2	2	1	0		



GAME 1

South Carolina
Sept. 1 | Nashville

NASHVILLE – Will Muschamp had no worries about sending Elliott Fry out for the longest field goal of his career. Even though this was the coach's first game with South Carolina, he had seen the kicker connect repeatedly in clutch situations.

Fry kicked a career-long 55-yard field goal with 35 seconds left, and the South Carolina Gamecocks rallied from a 10-point halftime deficit to beat Vanderbilt 13-10 Thursday night in Muschamp's debut as head coach.

Muschamp started Orth at quarterback and also played freshman Brandon McIlwain. But it was Orth who went back into the game in the third quarter and threw for 152 yards rallying the Gamecocks to their eighth straight victory over Vanderbilt in the Southeastern Conference opener for both teams.

Vanderbilt now is 0-3 in season openers under coach Derek Mason, though his Commodores did manage to score an offensive touchdown in the first half. But Tommy Openshaw missed a 45-yard field goal wide left with 3:44 left, and Vandy turned it over on downs with 14 seconds left.

"Every decision we made will be questioned," Mason said. "The bottom line is we didn't win this game. Now we have to get back to next week and play MTSU."

Fry also kicked a 48-yard field goal in the third quarter, and Deebo Samuel atoned for a fumbled punt in the first quarter by scoring an 8-yard TD on an end-around with 7:30 left. Fry had total confidence he could connect from 55 after barely coming up short from 62 in warmups.

TEAM	1	2	3	4	FINAL	RECORD
SC	0	0	3	10	13	1-0, 1-0
VU	3	7	0	0	10	0-1, 0-1

SCORING SUMMARY

Attendance: 30,304 **Time:** 3:26
Weather: 82, partly cloudy, wind N 17 mph

- 1st:** VANDY: Openshaw 36-yd field goal, 5-13 3:23.
- 2nd:** VANDY: Blasingame 1-yd run (Openshaw kick), 13-67 6:06.
- 3rd:** SC: Fry 48-yd field goal, 10-47 4:47.
- 4th:** SC: Samuel 8-yd run (Fry kick), 9-84 3:53. SC: Fry 55-yd field goal, 7-36 3:09.

STATISTICS	SC	VANDERBILT
FIRST DOWNS	14	14
RUSHES-YARDS (NET)	32-121	42-169
PASSING YDS (NET)	187	73
PASSES ATT-COMP-INT	30-16-0	23-8-0
TOTAL OFFENSE PLAYS-YARDS	62-308	65-242
FUMBLE RETURNS-YARDS	0-0	0-0
PUNT RETURNS-YARDS	2-8	2-4
KICKOFF RETURNS-YARDS	0-0	2-49
INTERCEPTION RETURNS-YARDS	0-0	0-0
PUNTS (NUMBER-AVG)	7-39.9	8-37.1
FUMBLES-LOST	2-2	1-0
PENALTIES-YARDS	7-51	5-33
POSSESSION TIME	26:45	33:15
THIRD-DOWN CONVERSIONS	6 OF 16	4 OF 15
FOURTH-DOWN CONVERSIONS	0 OF 0	0 OF 1
RED-ZONE SCORES-CHANCES	1-3	2-2
SACKS BY: NUMBER-YARDS	1-10	0-0

RUSHING: SC-Turner 13-70; B. McIlwain 7-29; Orth 5-8; Samuel 1-8; Williams 5-7; TEAM 1-(-1). VANDY-Webb 20-97; Blasingame 15-68; Sherfield 1-9; Freebeck 2-7; Lipscomb 1-(-1); Tennyson 1-(-3); Shurmur 2-(-8).
PASSING: SC-Orth 11-19-0-152; B. McIlwain 5-11-0-35. VANDY-Shurmur 8-22-0-73; Freebeck 0-1-0-0.
RECEIVING: SC-Edwards 8-101; Turner 3-27; Samuel 2-36; Hurst 2-17; Crosby 1-6. VANDY-Webb 3-28; Duncan 2-24; Lipscomb 1-15; Marcus 1-6; Blasingame 1-0.

GAME 2

Middle Tennessee
Sept. 10 | Nashville

NASHVILLE – Vanderbilt coach Derek Mason turned the lights out in the locker room for 10 minutes during a weather delay that lasted for an hour, 44 minutes. He wanted his Commodores to picture themselves playing good football.

Aside from a blocked punt on the first play once the game resumed, Ralph Webb and the Commodores did just that.

Webb ran for a career-high 211 yards and two touchdowns as Vanderbilt easily handled the weather delay and beat Middle Tennessee 47-24 Saturday. "We did what this team hasn't done since I've been here," Mason said. "I mean just responded all the way around."

Vanderbilt (1-1) took control with a 28-point second quarter after trailing 10-5 at the end of the first, the final two TDs coming after the storm. Middle Tennessee blocked a field goal on the first play after resuming the game, setting up Brent Stockstill's 5-yard TD pass to Ty Lee to pull within 19-17.

The Commodores answered by scoring two TDs in a span of 87 seconds, the last a 3-yard TD by Webb giving him 102 yards before halftime. Vanderbilt also forced two turnovers to win its second straight in this series against an in-state rival.

Stockstill finished with 399 yards passing and three TDs for Middle Tennessee (1-1), which was trying to start 2-0 for the first time since 2001.

TEAM	1	2	3	4	FINAL	RECORD
MT	10	7	7	0	24	1-1, 0-0
VU	5	28	0	14	47	1-1, 0-1

SCORING SUMMARY

Attendance: 29,627 **Time:** 3:41
Weather: 91, partly cloudy, wind SSW 14 mph

- 1st:** VANDY: Openshaw 32-yd field goal, 4-(-1) 1:18. MT: ROOKER 39-yd field goal, 10-45 2:53. VANDY: Team safety. MT: JAMES 1-yd pass from STOCKSTILL (ROOKER kick), 11-79 3:22.
- 2nd:** VANDY: Blasingame 3-yd run (Openshaw kick), 6-30 2:37. VANDY: Webb 1-yd run (Openshaw kick), 3-7 0:50. MT: LEE 5-yd pass from STOCKSTILL (ROOKER kick), 3-7 0:30. VANDY: Webb 3-yd run (Openshaw kick), 7-75 3:18. VANDY: Lipscomb 16-yd pass from Shurmur (Openshaw kick), 7-63 1:00.
- 3rd:** MT: SMITH 4-yd pass from STOCKSTILL (ROOKER kick), 8-62 2:30.
- 4th:** VANDY: Blasingame 1-yd run (Openshaw kick), 4-54 1:48. VANDY: Rivers 3-yd run (Openshaw kick), 6-40 2:5.

STATISTICS	MT	VANDERBILT
FIRST DOWNS	25	20
RUSHES-YARDS (NET)	21-96	45-231
PASSING YDS (NET)	399	113
PASSES ATT-COMP-INT	65-38-1	28-15-0
TOTAL OFFENSE PLAYS-YARDS	86-495	73-344
FUMBLE RETURNS-YARDS	0-0	1-55
PUNT RETURNS-YARDS	3-15	2-11
KICKOFF RETURNS-YARDS	4-81	4-115
INTERCEPTION RETURNS-YARDS	0-0	1-59
PUNTS (NUMBER-AVG)	4-38.5	5-39.4
FUMBLES-LOST	2-1	2-1
PENALTIES-YARDS	9-92	4-40
POSSESSION TIME	28:58	31:02
THIRD-DOWN CONVERSIONS	10 OF 19	4 OF 12
FOURTH-DOWN CONVERSIONS	0 OF 2	1 OF 2
RED-ZONE SCORES-CHANCES	3-4	7-7
SACKS BY: NUMBER-YARDS	2-13	1-7

RUSHING: MT-MATHERS 13-65; STOCKSTILL 5-24; WEST 2-11; GARNETT 1-(-4). VANDY-Webb 29-211; Blasingame 6-19; Rivers 5-7; Crawford 1-5; Sherfield 1-4; Openshaw 1-(-2); Shurmur 2-(-13).
PASSING: MT-STOCKSTILL, B. 38-65-1-399. VANDY-Shurmur 15-28-0-113.
RECEIVING: MT-JAMES 14-183; MATHERS 6-63; LEE 6-53; SMITH 5-57; WEST 3-2; ANDERSON 2-36; DUCKSWORTH 1-6; BROWN 1-6; STOCKSTILL 0-(-7). VANDY-Sherfield 4-26; Pinkney 2-32; Dobbs 2-18; Lipscomb 1-16; Blasingame 1-9; Marcus 1-9; Dowling 1-6; McIlwain 1-4; Duncan 1-(-2); Webb 1-(-5).



GAME 3

Georgia Tech
Sept. 17 | Atlanta

ATLANTA – Justin Thomas threw an 81-yard touchdown pass to Marcus Marshall on the first play of the game, Dedrick Mills ran for three touchdowns and Georgia Tech beat Vanderbilt 38-7 on Saturday, holding the Commodores scoreless in the final three quarters.

Mills ran for 58 yards with touchdown runs of 15, 4 and 5 yards. His last two scoring runs came in the third quarter, when Georgia Tech extended a 17-7 halftime lead.

Thomas threw for 136 yards and ran for 84 yards before sitting out the final quarter as Georgia Tech (3-0) remained undefeated against Vanderbilt (1-2) since World War II.

“Today was our day,” Thomas said.

The Yellow Jackets gained momentum for Thursday night’s visit from No. 5 Clemson as they won their sixth straight game in the series and improved to 12-0-1 against the Commodores since 1941.

Vanderbilt was held to 275 total yards, including 69 yards rushing on 18 carries by Ralph Webb, who led the Southeastern Conference in rushing through two games.

Georgia Tech produced a surprising 222 yards passing, including a late 77-yarder from backup Matthew Jordan to Clinton Lynch.

The Commodores were held to 85 yards rushing while averaging only 2.8 yards per carry.

Vanderbilt coach Derek Mason gave credit to Georgia Tech defenders for looking “sort of like popcorn” as they shed blockers.

TEAM	1	2	3	4	FINAL	RECORD
VU	7	0	0	0	7	1-2,0-1
GT	14	3	14	7	38	3-0,1-0

SCORING SUMMARY

Attendance: 41,916 **Time:** 3:08
Weather: 81, partly cloudy, wind E 6 mph

- 1st:** GT: Marshall 81-yd pass from Thomas (Butker kick), 1-81 0:14. VANDY: Lipscomb 10-yd pass from Shurmur (Openshaw kick), 11-75 5:20. GT: Mills 15-yd run (Butker kick), 8-64 4:21.
- 2nd:** GT: Butker 41-yd field goal, 11-60 2:24.
- 3rd:** GT: Mills 4-yd run (Butker kick), 10-72 4:49. GT: Mills, D. 5-yd run (Butker kick), 5-64 2:46.
- 4th:** GT: Lynch 77-yd pass from Jordan (Butker kick), 3-75 1:21.

STATISTICS	VANDERBILT	GT
FIRST DOWNS	17	21
RUSHES-YARDS (NET)	30-85	46-289
PASSING YDS (NET)	190	222
PASSES ATT-COMP-INT	31-20-1	17-8-1
TOTAL OFFENSE PLAYS-YARDS	61-275	63-511
FUMBLE RETURNS-YARDS	0-0	0-0
PUNT RETURNS-YARDS	1-7	0-0
KICKOFF RETURNS-YARDS	3-57	2-50
INTERCEPTION RETURNS-YARDS	1-0	1-64
PUNTS (NUMBER-AVG)	8-40.1	4-42.5
FUMBLES-LOST	0-0	1-0
PENALTIES-YARDS	5-45	4-55
POSSESSION TIME	30:28	29:32
THIRD-DOWN CONVERSIONS	4 OF 13	8 OF 15
FOURTH-DOWN CONVERSIONS	0 OF 1	0 OF 1
RED-ZONE SCORES-CHANCES	1-1	3-4
SACKS BY: NUMBER-YARDS	1-7	1-9

RUSHING: VANDY-Webb 18-69; Blasingame 5-11; Rivers 2-6; Freebeck 1-2; Crawford 2-1; Shurmur 2-(-4). GT-Thomas 11-84; Lynch 3-77; Mills 14-58; Green 2-23; Searcy 2-12; Willis 1-11; McClellan 1-9; Marshall 3-8; Griffin 2-3; Marshall 5-2; Jordan 2-2.

PASSING: VANDY-Shurmur 17-26-1-149; Freebeck 3-5-0-41. GT-Thomas 6-13-0-136; Jordan 1-2-1-77; Team 0-1-0-0; Marshall 1-1-0-9.

RECEIVING: VANDY-Lipscomb 6-59; Scott 3-31; Pinkney 3-24; Sherfield 2-22; Webb 2-15; Duncan 1-22; Marcus 1-8; Rivers 1-7; Rayford 1-2. GT-Lynch 2-87; Searcy 2-25; Marshall 1-81; Stewart 1-16; Aasen 1-9; Mills 1-4.

GAME 4

Western Kentucky
Sept. 24 | Bowling Green

BOWLING GREEN, Ky. -- Vanderbilt’s defense turned away a 2-point conversion play at the end of the first overtime as the Commodores escaped with a 31-30 victory over Western Kentucky on Saturday.

Kyle Shurmur’s 5-yard pass to Nathan Marcus on the first possession of overtime gave Vanderbilt (2-2) its first lead of the game, and Tommy Openshaw added the point after for the Commodores.

Western Kentucky (2-2) answered quickly, needing just two plays to find the end zone on Mike White’s 8-yard pass to Shaquille Johnson in overtime.

Hilltoppers coach Jeff Brohm elected to go for two points. White rolled to his right, but his pass was deflected into the air off Anthony Wales’ helmet and ruled incomplete, as Vanderbilt players rushed the field to celebrate the comeback victory.

Vanderbilt coach Derek Mason was just glad to escape with the victory after his team yielded 501 yards of total offense to the Hilltoppers.

“Defensively, we leaked a lot of oil out there today, but we came up big when we needed to,” Mason said. “That was important. When we needed to establish some momentum, we did. The offense got it back and got rolling. The offense kept us alive.”

The Commodores went 75 yards in the final 1:02 of regulation in seven plays to tie the game at 24-24 and force overtime. A pass interference call in the end zone on Western Kentucky’s De’Andre Simmons against Vanderbilt’s Trent Sherfield gave the Commodores the ball at the Hilltopper 2 with three seconds to play in regulation. Vanderbilt running back Ralph Webb, who had three rushing touchdowns in the game, leaped from just inside the 5 and landed just beyond the front edge of the end zone for the tying score.

TEAM	1	2	3	4	OT	FINAL	RECORD
VU	0	7	7	10	7	31	1-2,0-1
WKU	7	7	0	10	6	30	3-0,1-0

SCORING SUMMARY

Attendance: 23,674 **Time:** 3:38
Weather: 90, sunny, wind N 4 mph

- 1st:** WKU: WALES 4-yd run (NUSS kick), 14-75 3:54.
- 2nd:** WKU: FANT 61-yd pass from FERGUSON (SIMCOX kick), 2-92 0:40. VANDY: Webb 4-yd run (Openshaw kick), 12-76 6:02.
- 3rd:** VANDY: Webb 2-yd run (Openshaw kick), 10-75 5:45.
- 4th:** WKU: WALES 20-yd run (SIMCOX kick), 8-80 2:32. VANDY: Openshaw 22-yd field goal, 5-72 2:32. WKU - NUSS 25-yd field goal, 10-67 4:27. VANDY - Webb 2-yd run (Openshaw kick), 7-75 1:02.
- OT:** VANDY - Marcus 5-yd pass from Shurmur (Openshaw kick), 6-25 0:00. WKU - JOHNSON 8-yd pass from WHITE, 3-25 0:00.

STATISTICS	VANDERBILT	WKU
FIRST DOWNS	19	27
RUSHES-YARDS (NET)	42-110	33-205
PASSING YDS (NET)	279	291
PASSES ATT-COMP-INT	29-18-1	41-24-1
TOTAL OFFENSE PLAYS-YARDS	71-389	74-496
FUMBLE RETURNS-YARDS	1-27	0-0
PUNT RETURNS-YARDS	1-3	1-(-1)
KICKOFF RETURNS-YARDS	3-69	0-0
INTERCEPTION RETURNS-YARDS	1-0	1-10
PUNTS (NUMBER-AVG)	6-32.7	3-42.0
FUMBLES-LOST	1-0	3-2
PENALTIES-YARDS	5-51	11-88
POSSESSION TIME	32:23	27:37
THIRD-DOWN CONVERSIONS	8 OF 16	3 OF 12
FOURTH-DOWN CONVERSIONS	0 OF 0	2 OF 3
RED-ZONE SCORES-CHANCES	5-5	4-6
SACKS BY: NUMBER-YARDS	1-1	3-22

RUSHING: VANDY-Webb 27-95; K. Blasingame 6-19; Shurmur 8-2; Sims 1-(-6). WKU-WALES, Anthony 24-152; NORRIS, N. 3-34; TAYLOR 2-11; WHITE 2-5; FANT 1-5; BAKER 1-(-2).

PASSING: VANDY-Shurmur 18-29-1-279. WKU-WHITE 22-39-1-222; FERGUSON 2-2-0-69.

RECEIVING: VANDY-Duncan 5-66; Lipscomb 3-56; Pinkney 3-41; Trent Sherfield 2-38; Ralph Webb 2-4; Scott 1-66; Marcus 1-5; Dobbs 1-3. WKU-TAYLOR 9-112; FANT 5-95; NORRIS, N. 4-45; JOHNSON, S. 3-19; WALES 2-16; DONATELL, S. 1-4.



GAME 5

Florida
Oct. 1 | Nashville

NASHVILLE -- The Florida Gators aren't in the mood to pick apart a road win in the Southeastern Conference, especially after last week's ugly loss.

No matter what they might need to fix.

Jordan Scarlett ran for a 4-yard touchdown with Eddy Pineiro adding a pair of field goals as No. 23 Florida held off Vanderbilt 13-6 Saturday.

"A wise man once said, 'you even have to bring your ugly babies home from the hospital,' and that was ugly," Florida coach Jim McElwain said. "In fact that might have been what someone told my dad when I was born. But I feel really good that our guys found a way to win."

Florida (4-1, 2-1 Southeastern Conference) came up with two interceptions and two sacks on a day where the Gators defense otherwise struggled against one of the nation's worst offenses with three starting linemen missing most of the game.

Ralph Webb ran for 110 yards as Vanderbilt outgained Florida 265-236 in total offense. The Commodores (2-3, 0-2) had a final chance to force overtime until Nick Washington intercepted a Wade Freebeck pass with 54 seconds left sealing the Gators' win.

The Gators never trailed and led 10-3 after Scarlett scored on a 4-yard touchdown run, and Pineiro kicked a 42-yard field goal as the half expired. Pineiro added a 26-yarder with 8:17 left.

Florida had a chance to pad its lead after Vanderbilt punter Sam Loy fumbled the snap and lost the ball with 5:07 left with the Commodores trailing 13-6. But Austin Appleby fumbled the snap on second-and-goal at the Vanderbilt 1 with 2:56 left

giving the Commodores one last chance.

TEAM	1	2	3	4	FINAL	RECORD
UF	0	10	0	3	13	4-1,2-1
VU	0	3	3	0	6	2-3,0-2

SCORING SUMMARY

Attendance: 30,565 **Time:** 3:19
Weather: 66, cloudy, wind W 6 mph

2nd: UF: Scarlett 4-yr run (Pineiro kick), 6-53 2:01. VANDY: Openshaw 38-yr field goal, 12-56 4:14. UF: Pineiro 42-yr field goal, 8-40 2:13.

3rd: VANDY: Openshaw 27-yr field goal, 13-75 6:57.

4th: UF: Pineiro 26-yr field goal, 10-78 3:52.

STATISTICS

	FLORIDA	VANDERBILT
FIRST DOWNS	15	21
RUSHES-YARDS (NET)	35-92	37-147
PASSING YDS (NET)	144	118
PASSES ATT-COMP-INT	28-19-0	32-12-2
TOTAL OFFENSE PLAYS-YARDS	63-236	69-265
FUMBLE RETURNS-YARDS	0-0	0--3
PUNT RETURNS-YARDS	2--4	2-14
KICKOFF RETURNS-YARDS	1-29	0-0
INTERCEPTION RETURNS-YARDS	2-6	0-0
PUNTS (NUMBER-AVG)	7-51.9	6-47.5
FUMBLES-LOST	1-1	2-1
PENALTIES-YARDS	4-45	6-47
POSSESSION TIME	27:05	32:55
THIRD-DOWN CONVERSIONS	6 OF 15	5 OF 15
FOURTH-DOWN CONVERSIONS	0 OF 0	0 OF 1
RED-ZONE SCORES-CHANCES	2-3	2-2
SACKS BY: NUMBER-YARDS	2-12	2-13

RUSHING: UF-Scarlett,J. 12-55; Perine,L. 6-28; Cronkrite,J. 2-13; Thompson,M. 7-11; Appleby,A. 3-(-1); Powell,B. 1-(-2); Team 4-(-12). VANDY-Webb 24-110; K. Blasingame 5-41; Sims 2-23; Crawford 2-10; Shurmur 3-(-8); Loy 1-(-29).

PASSING: UF-Appleby,A. 19-28-0-144. VANDY-Shurmur 9-25-1-82; Freebeck 3-7-1-36.

RECEIVING: UF-Goolsby,D. 8-37; Powell,B. 4-23; Callaway,A. 3-36; Lewis,C. 2-39; Cleveland,T. 2-9. VANDY-Lipscomb 3-43; C.J. Duncan 3-31; Webb 2-17; Marcus 2-15; Scott 1-11; K. Blasingame 1-1.

GAME 6

Kentucky
Oct. 8 | Lexington

LEXINGTON, Ky. -- Stephen Johnson rushed for a touchdown and converted a big fourth-and-1 play late in the game leading to Austin MacGinnis' 28-yard field goal, while the Wildcats' defense stifled Vanderbilt late to survive with a 20-13 victory on Saturday.

Needing a spark to slow Vanderbilt's momentum after scoring 10 straight points, the Wildcats turned to their ground game led by Benny Snell Jr. (20 carries, 94 yards) and Jojo Kemp with just under 8 minutes remaining. The duo positioned Kentucky to cash in a third and final time on fourth down as Johnson stretched for 1 yard to the Commodores' 19.

Kentucky didn't take a chance on a final fourth-and-1 at the 10, and MacGinnis' kick with 1:38 left provided a cushion that proved huge as Vanderbilt, with no timeouts, quickly drove 59 yards to the 8 seeking at least a tie. But several passes by Vandy's Kyle Shurmur were incomplete, including a fourth-down attempt that went off Kalija Lipscomb's hands with 2 seconds left.

Kentucky (3-3, 2-2 Southeastern Conference) is now halfway toward its goal of a postseason berth. Vanderbilt (2-4, 0-3 SEC) fell short in its quest to give coach Derek Mason his first conference road win.

Kemp added a 4-yard TD run for the Wildcats. Kemp, Johnson and Stanley "Boom" Williams each ran for at least 54 yards as Kentucky gained 258 on 52 attempts.

Most importantly, the Wildcats made huge, timely plays when needed on both sides of the ball to protect a lead that seemed in doubt as the Commodores tried to rally from a 17-3 halftime deficit.

TEAM	1	2	3	4	FINAL	RECORD
VU	3	0	7	3	13	2-4,0-3
UK	7	10	0	3	20	3-3,2-2

SCORING SUMMARY

Attendance: 55,030 **Time:** 3:30
Weather: 71, mostly sunny, wind N 16 mph

1st: UK: Kemp 4-yr run (A. MacGinnis kick), 9-75 3:01. VANDY: Openshaw 48-yr field goal, 8-23 3:30.

2nd: UK: Johnson 3-yr run (A. MacGinnis kick), 13-47 5:16. UK: A. MacGinnis 46-yr field goal, 15-52 6:23.

3rd: VANDY: T. Ferguson 22-yr fumble recovery (Openshaw kick).

4th: VANDY: Openshaw 26-yr field goal, 14-85 6:47. UK: A. MacGinnis 28-yr field goal, 13-56 6:20.

STATISTICS

	VANDERBILT	KENTUCKY
FIRST DOWNS	18	20
RUSHES-YARDS (NET)	32-141	52-258
PASSING YDS (NET)	141	49
PASSES ATT-COMP-INT	30-17-0	24-10-1
TOTAL OFFENSE PLAYS-YARDS	62-282	76-307
FUMBLE RETURNS-YARDS	1-22	0-0
PUNT RETURNS-YARDS	4--10	1-0
KICKOFF RETURNS-YARDS	4-112	3-71
INTERCEPTION RETURNS-YARDS	1-4	0-0
PUNTS (NUMBER-AVG)	5-42.2	5-36.2
FUMBLES-LOST	2-1	1-1
PENALTIES-YARDS	7-35	5-42
POSSESSION TIME	27:16	32:44
THIRD-DOWN CONVERSIONS	3 OF 12	4 OF 15
FOURTH-DOWN CONVERSIONS	0 OF 2	3 OF 3
RED-ZONE SCORES-CHANCES	1-2	3-3
SACKS BY: NUMBER-YARDS	0-0	4-22

RUSHING: VANDY-Webb 18-100; K. Blasingame 5-26; Shurmur 8-12; Crawford 1-3. UK-Snell 20-94; Johnson 10-55; Kemp 12-55; S. Williams 9-54; TM 1-0.

PASSING: VANDY-Shurmur 17-29-0-141; TEAM 0-1-0-0. UK-Johnson 10-24-1-49.

RECEIVING: VANDY-Duncan 5-51; Sherfield 4-21; Lipscomb 3-11; Marcus 2-7; Dobbs 1-30; Pinkney 1-16; Webb 1-5. UK-Conrad 3-13; Johnson 2-20; Badet 2-8; Timmons 1-7; Kemp 1-1; S. Williams 1-0.



GAME 7

Georgia
Oct. 15 | Athens

ATHENS, Ga. -- Derek Mason finally picked up the sort of victory that should ease some of the heat on the Vanderbilt coach.

Just the opposite for Georgia's Kirby Smart, who is facing plenty of scrutiny after a stunning loss to the Commodores.

Vanderbilt claimed its first Southeastern Conference road win in Mason's three seasons as coach, upsetting Georgia 17-16 on Khari Blasingame's 2-yard touchdown run in the fourth quarter and a huge fourth-down stop late in the game Saturday.

The victory set off a wild celebration as the Vanderbilt players raced over to Sanford Stadium's famous hedges to celebrate with a small group of black-and-gold-clad fans.

"I told our young men this morning that if we wanted to do something epic, we needed to make sure we took the fight to them," Mason said.

For Vanderbilt (3-4, 1-3), it was only the third win over Georgia in the last 22 meetings between the SEC East rivals. Mason had dropped his first nine league road games.

"You saw a football team committed to doing one thing, and that's going on the road and getting a win," Mason said. "We also talked about a new season, the second half of the season. We can't do anything about what's behind us, but we could do something about what is in front of us."

Georgia went ahead for the first time early in the third quarter on Jacob Eason's 17-yard touchdown pass to Isaac Nauta. The Bulldogs added their third field goal, stretching the lead to 16-10 with just under 14 minutes remaining.

But Vanderbilt responded with its only extended drive of the game, going 75 yards on eight plays to reclaim the lead when Blasingame powered over with 9:43 to go. The big play was a screen pass on third-and-12 that Ralph Webb took for a 37-yard gain to the Bulldogs 11.

TEAM	1	2	3	4	FINAL	RECORD
VU	7	0	3	7	17	3-4, 1-3
UK	3	3	7	3	16	4-3, 2-3

SCORING SUMMARY

Attendance: 92,746 **Time:** 3:18
Weather: 70, mostly cloudy, wind E 6 mph

1st: VANDY: Webb 1-yd run (Openshaw kick), 2-2 0:22. UGA: R. Blankenship 45-yd field goal, 9-51 3:43.

2nd: UGA: R. Blankenship 22-yd field goal, 14-84 7:23.

3rd: VANDY: Openshaw 38-yd field goal, 4-7 1:23. UGA: Nauta 17-yd pass from Eason (R. Blankenship kick), 6-77 2:32.

4th: UGA: R. Blankenship 36-yd field goal, 5-20 2:24. VANDY: K. Blasingame 2-yd run (Openshaw kick), 8-75 4:04

STATISTICS

	VANDERBILT	GEORGIA
FIRST DOWNS	9	23
RUSHES-YARDS (NET)	32-62	35-75
PASSING YDS (NET)	109	346
PASSES ATT-COMP-INT	18-7-0	40-27-0
TOTAL OFFENSE PLAYS-YARDS	50-171	75-421
FUMBLE RETURNS-YARDS	0-0	0-0
PUNT RETURNS-YARDS	3-27	3--1
KICKOFF RETURNS-YARDS	2-124	3-44
INTERCEPTION RETURNS-YARDS	0-0	0-0
PUNTS (NUMBER-AVG)	8-47.2	6-38.0
FUMBLES-LOST	2-0	2-0
PENALTIES-YARDS	5-45	8-53
POSSESSION TIME	24:56	35:04
THIRD-DOWN CONVERSIONS	4 OF 14	6 OF 17
FOURTH-DOWN CONVERSIONS	0 OF 0	1 OF 2
RED-ZONE SCORES-CHANCES	3-3	3-3
SACKS BY: NUMBER-YARDS	1-11	3-19

RUSHING: VANDY-Webb 19-48; Sims 1-18; K. Blasingame 5-17; TEAM 3-(-6); Shurmur 4-(-15). UGA-Chubb 16-40; Michel 13-28; Eason 3-6; Herrien 2-1; McKenzie 1-0.

PASSING: VANDY-Shurmur 7-18-0-109. UGA-Eason 27-40-0-346.

RECEIVING: VANDY-Webb 2-44; Sherfield 2-19; Lipscomb 1-27; Scott 1-12; McElwain 1-7. UGA-Nauta 5-74; Ridley 5-67; McKenzie 4-56; Godwin 3-36; Wims 3-32; 2-42; Chigbu 2-20; Payne 2-14; Woerner 1-5.