



# VANDERBILT FOOTBALL

## GAME NOTES

CONTACTS: LARRY LEATHERS (LARRY.LEATHERS@VANDERBILT.EDU) | KYLE PARKINSON (KYLE.PARKINSON@VANDERBILT.EDU)

**GAME 5**



### FLORIDA at VANDERBILT

Saturday, Oct. 1, 2016 ★ 11 a.m. ★ Nashville, Tenn. ★ Vanderbilt Stadium

#### GATORS

Overall: 3-1

SEC: 1-1

#### Head Coach:

Jim McElwain (2nd season)

Record at UF: 13-5 (.722)

Career record: 35-21 (.625)

#### COMMODORES

Overall: 2-2

SEC: 0-1

#### Head Coach:

Derek Mason (3rd season)

Record at VU: 9-19 (.321)

Career record: 9-19 (.321)



### QUICK COMPARISON

UF		VU
32.2	PPG	23.8
92	1st DOWNS	70
178.0	RUSH	148.8
272.0	PASS	163.8
450.0	OFFENSE	312.5
53%	3rd DOWNS	36%
76.5	OPP. RUSH	177.8
145.2	OPP. PASS	274.8
221.8	OPP. OFFENSE	452.5
26%	OPP. 3rd DOWNS	44%



### OPENING KICK

★ Vanderbilt returns to Southeastern Conference play this weekend hosting Florida and looking for the Commodores' first win over the Gators in Nashville since 1988.

★ RB Ralph Webb moved into third all-time in career rushing at Vanderbilt last week with 95 yards rushing and needs 613 yards to break Zac Stacy's school record.

★ QB Kyle Shurmur set career-highs 18 completions and 279 yards passing at Western Kentucky. He is 35-for-55 for 428 yards over his last two games and TD passes in three straight games.

★ The Vandy defense has forced at least one turnover in all four games this season and leads the SEC with a +5 turnover margin. VU has forced eight total turnovers - five fumbles and three interceptions.

### A Vanderbilt victory would...

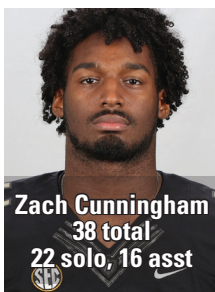
★ Be the Commodores' first win against Florida in Nashville since 1988.

★ Give VU consecutive wins for the first time since 2013.

★ Give head coach Derek Mason his 10th career victory.

### VANDERBILT STAT LEADERS

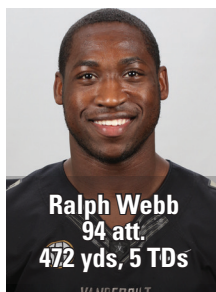
#### TACKLES



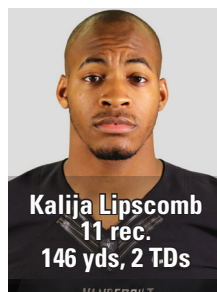
#### PASSING



#### RUSHING



#### RECEIVING



### SEC Network

PBP: Tom Hart  
Analyst: Andre Ware  
Sideline: Cole Cubelic

### VANDERBILT IMG NETWORK

Flagship: WLAC 1510/WNSR 560/95.9  
Voice of the Commodores: Joe Fisher  
Analyst: Norman Jordan  
Sideline: Mitch Light  
Sirius: Ch. 83 | XM: Ch. 190



S. Carolina

Loss  
13-10  
ESPN

Middle Tenn.

Win  
47-24  
SEC Network

@Ga. Tech

Loss  
38-7  
ACC Network

@WKU

Win  
31-30 (OT)  
CBS SN

Florida

Oct. 1  
11 a.m.  
SEC Network

@Kentucky

Oct. 8  
TBA

@Georgia

Oct. 15  
TBA

Tenn. State

Oct. 22  
TBA

@Auburn

Nov. 5  
TBA

@Missouri

Nov. 12  
TBA

Ole Miss

Nov. 19  
TBA

Tennessee

Nov. 26  
TBA



# VANDERBILT FOOTBALL MEDIA SERVICES



Monday	Tuesday	Wednesday	Thursday	Friday	Saturday	Sunday
PRACTICE 9:15-10 a.m.	PRESS CONFERENCE 12:15 p.m. Coach Mason	PRACTICE 8:20-10 a.m. (post-practice availability)	NO MEDIA AVAILABILITY	NO MEDIA AVAILABILITY	FLORIDA 11 a.m. SEC Network	NO MEDIA AVAILABILITY
NO MEDIA AVAILABILITY	12:30 p.m Players	SEC COACHES TELECONFERENCE 10:30 a.m. Coach Mason				

### VANDERBILT POST-GAME INTERVIEWS

Coach Mason's post-game press conferences are held after he addresses the team. Only properly credentialed media will be allowed into the Vanderbilt press conference room at Vanderbilt Stadium and away games.

Mason's remarks will be held in the team's press conference area. The press conference area at Vanderbilt Stadium is located in the south end zone tunnel near the team's locker room.

The Vanderbilt Locker Room is closed. Up to six student-athletes will be made available for post-game interviews. These interviews will be conducted in the same press conference room as Coach Mason's remarks. The players are available at the conclusion of Mason's conference.

### GAME WEEK INTERVIEW POLICY

All interview requests for Coach Mason and Vanderbilt student-athletes **MUST** go through Larry Leathers or Kyle Parkinson prior to the interview.

Mason and offensive coordinator Andy Ludwig will be available to media members at the conclusion of practice on Wednesday morning. Student-athletes and other assistant coaches will also be available to media after the Wednesday sessions.

Practice sessions are closed to the media.

### COACH MASON'S RADIO SHOW TUESDAY

The Vanderbilt Coaches Show with Coach Mason, a weekly feature of Nashville flagships NewsRadio 1510 WLAC & WNSR AM 560/FM 95.9, is scheduled on Tuesdays. The show starts at 7 p.m. running one hour with Coach Mason and the Voice of the Commodores Joe Fisher.

### CREDENTIALS

Media seeking credentials should contact Larry Leathers at least one week prior to the event. Media will call is located at Gate 1 of Vanderbilt Stadium.

### WEEKLY PRESS CONFERENCE ON TUESDAYS

Coach Mason participates in a weekly press conference for local media on Tuesdays at noon. It is held in the team's post-game press conference room in the south end zone of Vanderbilt Stadium.

Interviews with selected student-athletes will follow Mason's remarks. The press event is available on SEC Network+ and archived at vucommo-dores.com.

### SEC COACHES TELECONFERENCE: WEDNESDAY 10:30 A.M.

Coach Mason is available each Wednesday morning to media outlets as part of the Southeastern Conference Coaches' Teleconference. Mason's 10-minute segment starts at 10:30 a.m. CT. To participate, call the SEC Office at (205) 458-3010.

### COACH'S TV SHOW ON SUNDAYS

Vanderbilt Football with Derek Mason is on each Sunday evening on Fox 17.

The show, featuring Coach Mason and Voice of the Commodores Joe Fisher, airs each Sunday at 10:30 p.m. CT on Nashville's Fox 17.

### ON THE INTERNET

Vanderbilt's website - vucommo-dores.com - hosts stories from former Sports Illustrated writer Zac Ellis along with stats, notes and videos.

### GAME DAY AT VANDERBILT STADIUM

The press box at Vanderbilt Stadium opens approximately three hours before kickoff unless otherwise noted above. The press box will close approximately three hours after the conclusion of the game.

Game notes and depth charts for both teams will be available in the press box and online at vucommo-dores.com/FootballGameNotes.

Wireless internet is available in the press box along with live stats via statbroadcast.com.



## VANDERBILT ATHLETIC COMMUNICATIONS

OFFICE: 615.322.4121

VUCOMMODORES.COM

**Larry Leathers**  
Director of Football Communications  
Cell: 615.480.8226  
larry.leathers@vanderbilt.edu

**David Dawson (WBB/XC/Commodore Nation)**  
Asst. Director of Communications  
Office: 615.343.5823  
david.dawson@vanderbilt.edu

**Jay Kafer (Track & Field)**  
Communications Assistant  
Office: 615.343.4121  
jay.kafer@vanderbilt.edu

**Kyle Parkinson (Baseball/Football)**  
Asst. AD/Communications  
Office: 615.343.0020  
kyle.parkinson@vanderbilt.edu

**Catherine Hilley (Soccer/Tennis)**  
Asst. Director of Communications  
Office: 615.343.0019  
catherine.hilley@vanderbilt.edu

**Matt Paras (Lacrosse/Swimming)**  
Communications Assistant  
Office: 615.343.4121  
matt.paras@vanderbilt.edu

**Rod Williamson (Bowling)**  
Assoc. AD/Director of Communications  
Office: 615.322.4051  
rod.williamson@vanderbilt.edu

**Dana Reynolds**  
Social Media Coordinator  
Office: 615.322.8797  
dana.reynolds@vanderbilt.edu

**Robynn Candish**  
Administrative Assistant  
Office: 615.322.4121  
robynn.candish@vanderbilt.edu

**Andy Boggs (MBB/Golf)**  
Asst. Director of Communications  
Office: 615.343.1847  
andy.boggs@vanderbilt.edu

**Zac Ellis**  
Writer/Digital Media Editor  
Office: 615.322.1012  
zac.ellis@vanderbilt.edu



VANDERBILT VS. FLORIDA BREAKDOWN



CATEGORY	VANDERBILT	FLORIDA	CATEGORY	VANDERBILT	FLORIDA
Overall	2-2	3-1	Kick Returns: #-Yards	12-290	6-111
SEC	0-1	1-1	Punt Returns: #-Yards	6-25	13-60
Streak	W1	L1	INT Returns: #-Yards	3-59 (T8)	6-35 (2)
Scoring	95	129	Kick Return Average	24.2 (3)	18.5 (11)
Points per Game	23.8 (12)	32.2 (6)	Punt Return Average	4.2 (14)	4.6 (10)
First Downs	70 (12)	92 (5)	INT Return Average	19.7	5.8
Rushing	30	37	Fumbles-Lost	4-1	5-1
Passing	32	49	Fumbles Recovered	8-5	5-1
Penalty	8	6	Penalties-Yards	19-169	34-327
Rushing Yards	595	712	Average per Game	42.2 (2)	81.8 (14)
Yards Gained	680	739	Punts-Yards	27-1011	17-842
Yards Lost	85	27	Average per Punt	37.4	49.5
Attempts	159	153	Net Punt Average	35.9 (14)	41.5 (4)
Average per Rush	3.7	4.7	Time of Possession/Game	31:47 (6)	33:43
Average per Game	148.8 (12)	178.0 (10)	3rd Down Conversions	20/56	35/66
TDs	9	7	3rd Down Pct.	36% (12)	53% (1)
Passing Yards	655	1088	4th Down Conversions	1/4	4/7
Comp-Att-INT	61-111-2	87-145-3	4th Down Pct.	25% (13)	43% (10)
Average per Pass	5.9	7.5	Sacks By-Yards	3-15 (14)	17-120 (1)
Average per Catch	10.7	12.5	Sacks Allowed-Yards	7-54 (T5)	3-12 (2)
Average per Game	163.8 (13)	272.0 (4)	Touchdowns Scored	12	16
TDs Passing	3	9	Field Goals-Attempts	3-4	5-7
Total Offense	1250	1800	Redzone Scores	15-15 (T1)	14-18 (9)
Total Plays	270	298	Redzone Touchdowns	12-12	12-18
Average per Play	4.6	6.0			
Average per Game	312.5 (13)	450.0 (5)			

**The Florida Series**

**All-Time vs. Florida:** 10-37-2  
**First meeting:** 1945 in Gainesville, W 7-0  
**Last meeting:** 2015 in Gainesville, L 9-7  
**Last meeting in Nashville:** 2014, L 34-10  
**In Nashville:** 7-15-1  
**In Gainesville:** 3-22-1  
**Streak:** L2  
**Last 10 meetings (1-9)**  
 2015 - Gainesville, L 9-7  
 2014 - Nashville, L 34-10  
 2013 - Gainesville, W 34-17  
 2012 - Nashville, L 31-17  
 2011 - Gainesville, L 26-21  
 2010 - Nashville, L 55-14  
 2009 - Gainesville, L 27-3  
 2008 - Nashville, L 42-14  
 2007 - Gainesville, L 49-22  
 2006 - Nashville, L 25-19

**Did You Know?**

Everglades National Park in Florida is the only place in the world where alligators and crocodiles co-exist.

George Michael's *Faith* was the top song in 1988 followed by *Need You Tonight* by INXS.

**Last time vs. Florida**

**GAINESVILLE, Fla. (AP) --** Vanderbilt coach Derek Mason showed his team the Buster Douglas-Mike Tyson fight from 1990 on Friday night.

The Commodores nearly pulled off a similar upset Saturday in the Swamp. Austin Hardin's 43-yard field goal with 2:22 remaining helped No. 11 Florida beat pesky Vanderbilt 9-7 and clinch a spot in the Southeastern Conference championship game.

"What it comes down to is there's a time in the fight where you've got to take the punch," Mason said. "You've got to jab, take the punch, when the opening comes, hopefully you hit it. "For us, we jabbed, jabbed, jabbed and then we went for the knockout blow and we came up a little short," he said. "I told our guys, 'Don't hang your head. You've got nothing to regret.'"

TEAM	1	2	3	4	FINAL	RECORD
VU	0	7	0	0	7	3-6,1-4
UF	6	0	0	3	9	8-1,6-1

**SCORING SUMMARY**

**1st:** UF - K. Taylor 3-yd run (MacInnes kick failed), 6-41 2:29.  
**2nd:** VANDY - Webb 74-yd run (Lekacz kick), 1-74 0:11.  
**4th:** UF - A. Hardin 43-yd field goal, 6-20 3:15.

**STATISTICS**

	VU	UF
FIRST DOWNS	11	12
RUSHES-YARDS (NET)	48-145	34-93
PASSING YDS (NET)	30	165
PASSES ATT-COMP-INT	14-3-0	26-13-1
TOTAL OFFENSE PLAYS-YARDS	62-175	60-258
KICKOFF RETURNS-YARDS	2-23	1-71
INTERCEPTION RETURNS-YARDS	1-0	0-0
PUNTS (NUMBER-AVG)	10-42.2	5-44.4
FUMBLES-LOST	1-0	3-3
PENALTIES-YARDS	7-45	8-61
POSSESSION TIME	31:54	28:06
THIRD-DOWN CONVERSIONS	5 OF 18	3 OF 13
FOURTH-DOWN CONVERSIONS	1 OF 2	0 OF 3
RED-ZONE SCORES-CHANCES	0-0	1-3
SACKS BY: NUMBER-YARDS	3-13	5-27

**RUSHING:** VANDY-Ralph Webb 22-118; Trent Sherfield 1-17; Dallas Rivers 6-16; Johnny McCrary 11-3; Josh Crawford 1-0; TEAM 1-(-2); Darrius Sims 6-(-7). UF-Kel. Taylor 17-47; Tr. Harris 8-34; J. Scarlett 4-8; B. Powell 3-6; Team 2-(-2).

**PASSING:** VANDY-Johnny McCrary 3-14-0-30. UF-Tr. Harris 12-24-1-158; D. Robinson 0-1-0-0; J. Townsend 1-1-0-7.

**RECEIVING:** VANDY-Sam Dobbs 1-21; Dallas Rivers 1-6; Ronald Monroe 1-3. UF-D. Robinson 9-106; D. Goolsby 1-24; B. Powell 1-17; A. Callaway 1-11; C. Jefferson 1-7.



## VANDERBILT (IN)DEPTH CHART: OFFENSE

<b>WR</b>		<b>10 Trent Sherfield // 6-1, 200, Jr.</b> Set school record with 240 yards receiving vs. Austin Peay 9/19/15... 51 catches in '15 led team... Working towards degree in medicine, health and society.	2016 2015 2014 <b>Totals</b>	REC 8 51 1 <b>60</b>	YDS 86 659 9 <b>754</b>	TD 0 3 0 <b>3</b>
		<b>9 Caleb Scott // 6-2, 204, Jr.</b> Caught season-long 66-yard pass at WKU... Caught at least two passes in eight games in '15... Son of former Commodore and NFL player Chuck Scott (1981-84).	2016 2015 2014 <b>Totals</b>	REC 4 24 6 <b>34</b>	YDS 97 339 78 <b>514</b>	TD 0 2 0 <b>2</b>
<b>TE</b>		<b>83 Nathan Marcus // 6-5, 244, R-Jr.</b> Caught game-winning TD at WKU... Started two games and played in 11 games during sophomore season... Working toward degree in communication studies.	2016 2015 2014 <b>Totals</b>	REC 4 4 6 <b>14</b>	YDS 28 34 56 <b>118</b>	TD 1 0 2 <b>3</b>
		<b>80 Jared Pinkney // 6-4, 250, R-Fr.</b> Caught a career-best three passes at WKU... Made his first career start against South Carolina in the season-opener... Missed freshman season after suffering season-ending injury in 2015 opener.	2016 <b>Totals</b>	REC 8 <b>8</b>	YDS 97 <b>97</b>	TD 0 <b>0</b>
<b>LT</b>		<b>74 Will Holden // 6-6, 312, Sr.</b> Started all 12 games at LT in 2015 as one of three Commodores on offense to start all 12 games (Ralph Webb, Trent Sherfield)... An Eagle Scout, aspires to be an FBI agent.	2016 2015 2014 <b>Totals</b>	GP 4 12 12 <b>39</b>	GS 4 12 10 <b>26</b>	
		<b>77 Devin Cochran // 6-7, 305, Fr.</b> First team All-State OT for Greater Atlanta Christian as a senior, helping team to 12-2 record senior season... Also competed in track & field as a thrower.	2016 <b>Totals</b>	GP 0 <b>0</b>	GS 0 <b>0</b>	
<b>LG</b>		<b>64 Delando Crooks // 6-5, 305, R-Jr.</b> Missed significant time in 2015 with a leg injury but made his first career start against Texas A&M as a tight end... Named Homecoming King as a senior at Atlanta-Carver HS.	2016 2015 2014 <b>Totals</b>	GP 4 5 9 <b>18</b>	GS 4 1 0 <b>7</b>	
		<b>57 Ean Pfeifer // 6-4, 290, R-Fr.</b> Earned first collegiate action in win over MT... Redshirted during the 2015 season... First team All-State selection as a senior and junior for powerful Bentonville HS in Arkansas... Has five siblings.	2016 2015 <b>Totals</b>	GP 2 0 <b>2</b>	GS 0 0 <b>0</b>	
<b>C</b>		<b>56 Barrett Gouger (gow-GURR) // 6-4, 305, Sr.</b> Played in all 12 games in 2015 and started 10 games at right guard... 613 offensive snaps ranked fourth among VU lineman... High school wrestling state champion in Division II at Baylor School.	2016 2015 2014 <b>Totals</b>	GP 4 12 12 <b>28</b>	GS 4 10 0 <b>14</b>	
		<b>60 Cole Hardin // 6-4, 305, R-So.</b> Played his first career game in win over Austin Peay in 2015... Four-year starter and letterwinner on offensive line for Class 6A school in northwest Alabama.	2016 2015 <b>Totals</b>	GP 0 1 <b>1</b>	GS 0 0 <b>0</b>	
<b>RG</b>		<b>61 Bruno Reagan // 6-3, 310, R-So.</b> Played in all 12 games and started two in 2015, playing on the offensive line and special teams... Won wrestling Tennessee state title as a junior in HS finishing 57-0, also nationally ranked in judo.	2016 2015 2014 <b>Totals</b>	GP 4 12 0 <b>16</b>	GS 4 2 0 <b>6</b>	
		<b>75 Bailey Granier // 6-6, 320, R-So.</b> Earned playing time in 2015, playing in the team's final six games and starting three at right tackle... Played 192 total snaps... Dad is a commercial fisherman.	2016 2015 2014 <b>Totals</b>	GP 3 6 0 <b>9</b>	GS 0 3 0 <b>3</b>	
<b>RT</b>		<b>58 Justin Skule // 6-6, 305, So.</b> Freshman campaign ended with an injury after earning way into starting lineup, starting two games and playing in seven... Dad, Josh, played on offensive line at Navy.	2016 2015 <b>Totals</b>	GP 4 7 <b>11</b>	GS 4 2 <b>6</b>	
		<b>71 Jared Southers // 6-4, 308, R-Fr.</b> Saw his first collegiate action at Georgia Tech... Redshirted during the 2015 season... Played for Seton Hall Prep in New Jersey... Also lettered in wrestling in HS.	2016 2015 <b>Totals</b>	GP 2 0 <b>2</b>	GS 0 0 <b>0</b>	
<b>QB</b>		<b>14 Kyle Shurmur // 6-4, 223, So.</b> Passed for career-best 279 yards at WKU... Named starter by Coach Mason in July after starting five games as true freshman in 2015... Son of Minnesota Vikings TE coach Pat Shurmur.	2016 2015 <b>Totals</b>	C-A-1 58-105-2 44-103-3 <b>102-208-5</b>	YDS 614 503 <b>1117</b>	TD 3 3 <b>5</b>
		<b>12 Wade Freebeck // 6-5, 225, Jr.</b> Saw action in only one game in 2015 after starting four games and playing in five total in 2014 as a true freshman... Two-time SEC Academic Honor Roll member.	2016 2015 2014 <b>Totals</b>	C-A-1 3-6-0 2-6-1 34-72-5 <b>39-84-6</b>	YDS 41 26 376 <b>443</b>	TD 0 0 1 <b>1</b>
<b>RB</b>		<b>7 Ralph Webb // 5-10, 202, Jr.</b> Needs 613 yards to break all-time rushing record at Vanderbilt... Ran for 211 yards vs. MT, 3rd-most in VU history... Rushed for more yards than any VU sophomore in history with 1152 yards in 2015.	2016 2015 2014 <b>Totals</b>	ATT 94 277 212 <b>583</b>	YDS 472 1152 907 <b>2531</b>	TD 5 5 4 <b>14</b>
		<b>23 Khari Blasingame // 6-1, 235, R-So.</b> Scored three TDs in three games as a RB, including two vs. MT... Played 11 games in 2015 as a reserve LB, starting one game... Plays the saxophone.	2016 <b>Totals</b>	ATT 32 <b>32</b>	YDS 117 <b>117</b>	TD 3 <b>3</b>
<b>FB</b>		<b>39 Bailey McElwain // 6-0, 238, Fr.</b> Earned first career start vs. MT... The last recruit to join freshman class, signing over the summer... Played at Hewitt-Trussville HS in Alabama earning All-State honors as a junior and senior.	2016 <b>Totals</b>	ATT 0 <b>0</b>	YDS 0 <b>0</b>	TD 0 <b>0</b>
		<b>28 Dallas Rivers // 6-1, 225, Jr.</b> Played in all 12 games in 2015 serving as Ralph Webb's back-up... Lone TD run came against Middle Tennessee... Involved in Young Life organization and works as counselor at local youth camps.	2016 2015 2014 <b>Totals</b>	ATT 7 60 61 <b>128</b>	YDS 13 183 218 <b>414</b>	TD 1 1 2 <b>4</b>
<b>WR</b>		<b>16 Kalija Lipscomb // 6-1, 190, Fr.</b> Caught career-high six passes at GT... Started at WR in his first career game, catching one pass for 15 yards... Caught 56 passes for 1036 yards and 11 TDs for Jesuit HS in New Orleans as a senior.	2016 <b>Totals</b>	REC 11 <b>11</b>	YDS 146 <b>146</b>	TD 2 <b>2</b>
		<b>19 C.J. Duncan // 5-11, 203, R-Jr.</b> Season-best five catches at WKU... Returning from ruptured Achilles tendon suffered prior to 2015 season... Interned for Davidson Co. Circuit Judge J. Randall Wyatt last summer.	2016 2015 2014 <b>Totals</b>	REC 9 - 28 <b>37</b>	YDS 110 - 441 <b>551</b>	TD 0 - 4 <b>4</b>



## VANDERBILT (IN)DEPTH CHART: DEFENSE

<b>DL</b>		<b>49 Jonathan Wynn // 6-4, 258, R-Jr.</b> Started four games and played in all 12 in 2015, moving from OLB to DE... Studied abroad in Switzerland in May 2016... Attended same HS as teammate Dallas Rivers.			
		<b>34 Dare (dar-EE) Odeyingbo (O-duh-yeng-BO) // 6-2, 262, So.</b> Recorded his first career sack at GT... Played in eight games as a true freshman in 2015, earning time on special teams and on defense... Parents, Gary and Betty, are natives of Nigeria.	2016 U-A-T 4-3-7 2015 0-2-2 <b>Totals 4-5-9</b>	TFL 2-0-9 0-5-1 <b>2-5-10</b>	SACK 1-0-7 0-0-0 <b>1-0-7</b>
<b>DL</b>		<b>69 Adam Butler // 6-4, 295, Sr.</b> Owns 27 career starts... Started eight games in 2015 on defensive line... Expected to finish degree in environmental communication in December.	2016 U-A-T 5-1-6 2015 12-6-8 2014 16-19-35 <b>Totals 41-35-84</b>	TFL 2-0-6 7-0-27 7-5-22 <b>22-5-73</b>	SACK 0-0-0 3-0-18 2-5-13 <b>5-5-31</b>
		<b>94 Torey Agee // 6-4, 285, Sr.</b> Played in 11 games in 2015, making one start... Expected to complete degree in psychology in December... Son of former NFL RB Tommy Agee.	2016 U-A-T 2-3-5 2015 12-5-17 2014 0-4-4 <b>Totals 15-15-30</b>	TFL 0-0-0 3-0-16 0-0-0 <b>3-0-16</b>	SACK 0-0-0 2-0-13 0-0-0 <b>2-0-13</b>
<b>DL</b>		<b>77 Nifae (nee-FY) Lealao (lee-AL-ow) // 6-5, 312, Jr.</b> Started four games and played in all 12 in 2015... One of three players on football roster of Polynesian descent (Sa'o, Auwae-McMoore).	2016 U-A-T 1-2-3 2015 9-9-18 2014 2-5-7 <b>Totals 12-16-28</b>	TFL 0-5-1 1-0-2 0-0-0 <b>1-5-3</b>	SACK 0-0-0 0-0-0 0-0-0 <b>0-0-0</b>
		<b>44 Nehemiah Mitchell // 6-4, 260, Sr.</b> Played OLB in 2015, making seven starts after transferring from San Francisco CC... Moved to DE during offseason... Uncle is former Oklahoma LB and Arizona Cardinals LB Lance Mitchell.	2016 U-A-T 0-3-3 2015 9-15-24 <b>Totals 9-18-27</b>	TFL 0-0-0 1-5-12 1-5-12 <b>1-5-12</b>	SACK 0-0-0 0-5-3 0-5-3 <b>0-5-3</b>
<b>OLB</b>		<b>99 Landon Stokes // 6-4, 240, R-Jr.</b> Saw action in all 12 games in 2015 earning five starts... Plays the saxophone... Son of former NFL defensive end Fred Stokes.	2016 U-A-T 3-2-5 2015 12-12-24 2014 2-2-4 <b>Totals 17-16-33</b>	TFL 0-0-0 3-0-12 0-0-0 <b>3-0-12</b>	SACK 0-0-0 1-0-9 0-0-0 <b>1-0-9</b>
		<b>11 Charles Wright // 6-3, 237, R-So.</b> Played in all 12 games as a redshirt freshman in 2015, seeing time on defense and special teams... All-State basketball player in HS.	2016 U-A-T 3-0-3 2015 1-2-3 <b>Totals 4-2-6</b>	TFL 1-0-3 1-5-5 2-5-8 <b>2-5-8</b>	SACK 0-0-0 1-0-4 1-0-4 <b>1-0-4</b>
<b>ILB</b>		<b>41 Zach Cunningham // 6-4, 230, R-Jr.</b> Ranked 2nd in SEC in total tackles... Named preseason All-SEC by media at SEC Media Days and 2nd team All-SEC by league's coaches.	2016 U-A-T 22-16-38 2015 69-34-103 2014 37-30-67 <b>Totals 128-80-208</b>	TFL 7-0-13 16-5-56 6-5-13 <b>30-0-82</b>	SACK 0-0-0 4-5-32 1-5-7 <b>6-0-39</b>
		<b>25 Josh Smith // 6-3, 236, So.</b> Played in all 12 games as true freshman in 2015... Two-time 1st team All-State player in HS... Younger brother of teammate, Emmanuel Smith... Dad, Demetrius, played football at Middle Tennessee.	2016 U-A-T 1-0-1 2015 1-6-7 <b>Totals 2-6-8</b>	TFL 0-0-0 0-5-1 0-5-1 <b>0-5-1</b>	SACK 0-0-0 0-0-0 0-0-0 <b>0-0-0</b>
<b>ILB</b>		<b>52 Nigel Bowden // 6-1, 240, R-Jr.</b> Missed most of 2015 season with a concussion, playing in and starting just two games... Freshman All-SEC LB in 2014 starting 11 games... Older brother, Jason, died in line of duty in Iraq War.	2016 U-A-T 5-9-14 2015 2-2-4 2014 37-41-78 <b>Totals 44-52-96</b>	TFL 0-0-0 0-0-0 2-0-12 <b>2-0-12</b>	SACK 0-0-0 0-0-0 1-0-7 <b>1-0-7</b>
		<b>40 Ja'karri (jah-CAR-ee) Thomas // 6-1, 225, Sr.</b> First start of season at WKU... Played in 10 games in 2015, seeing action on defense and special teams... Has played in 34 games over the last three years... Expected to complete degree in sociology.	2016 U-A-T 5-6-11 2015 7-7-14 2014 6-16-22 <b>Totals 27-44-71</b>	TFL 0-5-1 0-0-0 0-5-1 <b>0-5-1</b>	SACK 0-0-0 0-0-0 0-0-0 <b>0-0-0</b>
<b>OLB</b>		<b>20 Oren Burks // 6-3, 222, R-Jr.</b> Picked off his first pass of season vs. MT, recording sack and TFL too... Serves as president of Student-Athlete Advisory Committee... Nominated for AFCA Good Works team and Wuerffel Trophy.	2016 U-A-T 13-6-19 2015 35-24-59 2014 16-21-37 <b>Totals 64-51-115</b>	TFL 2-0-8 2-0-5 0-0-0 <b>4-0-13</b>	SACK 2-0-8 0-0-0 0-0-0 <b>2-0-8</b>
		<b>9 Caleb Peart (peert) // 6-1, 234, R-Fr.</b> Redshirted during 2015 season... Three-time All-State defensive lineman at Hamilton HS in Gilbert, Ariz.	2016 U-A-T 2-1-3 <b>Totals 2-1-3</b>	TFL 0-0-0 0-0-0 0-0-0 <b>0-0-0</b>	SACK 0-0-0 0-0-0 0-0-0 <b>0-0-0</b>
<b>CB</b>		<b>31 Tre Herndon // 6-1, 188, Jr.</b> Snagged his first career interception at WKU... One of only two VU defenders to start all 12 games in 2015 (Oren Burks)... Real name is Willie Herndon III.	2016 U-A-T 11-3-14 2015 35-12-47 2014 7-2-9 <b>Totals 53-17-70</b>	TFL 0-0-0 1-0-6 0-0-0 <b>1-0-6</b>	INT 1-0-0 0-0-0 0-0-0 <b>1-0-0</b>
		<b>30 Bryce Lewis // 6-0, 185, R-So.</b> Played in 11 of 12 games in 2015, seeing action on special teams as well as defense... Working on degrees in special education and economics.	2016 U-A-T 1-1-2 2015 0-1-1 <b>Totals 1-2-3</b>	TFL 0-0-0 0-0-0 0-0-0 <b>0-0-0</b>	INT 0-0-0 0-0-0 0-0-0 <b>0-0-0</b>
<b>SS</b>		<b>14 Ryan White // 5-10, 188, R-Jr.</b> Returned punts and played every game on defense in 2015, making one start on defense... Created two turnovers with an interception at Florida and fumble recovery at Middle Tennessee.	2016 U-A-T 14-9-23 2015 18-8-26 2014 19-15-34 <b>Totals 51-32-83</b>	TFL 1-0-3 3-0-10 3-5-14 <b>7-5-27</b>	INT 0-0-0 1-0-0 1-0-0 <b>1-0-0</b>
		<b>7 Emmanuel Smith // 6-2, 219, Jr.</b> Played in 11 of 12 games in 2015, making two starts and contributing on special teams... Older brother of teammate, Josh Smith... Dad, Demetrius, played football at Middle Tennessee.	2016 U-A-T 2-1-3 2015 1-9-10 2014 1-2-3 <b>Totals 4-12-16</b>	TFL 0-0-0 0-0-0 0-0-0 <b>0-0-0</b>	INT 0-0-0 0-0-0 0-0-0 <b>0-0-0</b>
<b>FS</b>		<b>13 LaDarius Wiley // 6-1, 205, R-So.</b> Made a career-best eight tackles at GT... Earned first career start vs. SC... Saw action in secondary and on special teams in 2015... Has five brothers... Working on degree in medicine, health and society.	2016 U-A-T 12-11-23 2015 5-3-8 <b>Totals 17-14-31</b>	TFL 0-0-0 1-0-1 1-0-1 <b>1-0-1</b>	INT 0-0-0 0-0-0 0-0-0 <b>0-0-0</b>
		<b>2 Arnold Tarpley // 6-1, 200, Jr.</b> Started seven games in 2015, playing in all 12 making at least three tackles in 10 of the 12 games... Arnold Lee Tarpley III.	2016 U-A-T 7-0-7 2015 24-12-36 2014 14-4-18 <b>Totals 42-16-58</b>	TFL 0-0-0 5-0-27 2-0-13 <b>7-0-40</b>	INT 0-0-0 0-0-0 0-0-0 <b>0-0-0</b>
<b>CB</b>		<b>5 Torren McGaster // 6-0, 198, Sr.</b> Led VU with nine tackles at WKU... Established as the Dores' top CB in 2015, starting all 12 games and ranking among SEC leaders in pass break-ups with 13... Has three brothers and three sisters.	2016 U-A-T 12-9-21 2015 41-10-51 2014 46-20-66 <b>Totals 109-44-153</b>	TFL 1-0-1 4-5-8 3-5-9 <b>9-0-18</b>	INT 0-0-0 0-0-0 2-6-2 <b>2-6-2</b>
		<b>3 Taurian Ferguson // 5-9, 190, R-Jr.</b> Picked off first pass of season at GT... Played in 11 games during sophomore season... Started six games in 2014... Working on degree in human and organizational development.	2016 U-A-T 9-5-14 2015 11-2-13 2014 25-5-30 <b>Totals 45-12-57</b>	TFL 2-0-4 0-5-1 1-5-2 <b>4-0-9</b>	INT 1-0-0 0-0-0 2-2-1 <b>3-2-1</b>



**DORES IN THE SEC & NATIONAL RANKINGS**

Category	TEAM		
	Stat	SEC	National
Total Offense	312.5	13 (13)	121 (116)
Rushing Offense	148.8	12 (T10)	93 (87)
Passing Offense	163.8	13 (13)	112 (111)
Team Passing Efficiency	109.84	13 (13)	117 (117)
Scoring Offense	23.8	12 (13)	102 (123)
Total Defense	452.5	13 (6)	102 (28)
Rushing Defense	177.8	11 (7)	85 (33)
Passing Yards Allowed	274.8	14 (7)	T108 (41)
Team Pass Defense Efficiency	128.56	11 (7)	68 (28)
Scoring Defense	26.3	10 (6)	65 (22)
Turnover Margin	+5	1 (14)	T15 (109)
3rd Down Conversions	35.7%	12 (10)	101 (88)
Opp. 3rd Down Conv.	43.5%	12 (2)	T23 (6)
Red Zone Offense	100%	T1 (14)	T1 (126)
Red Zone Defense	64.7%	4 (2)	14 (6)
Net Punting	35.89	14 (14)	87 (119)
Punt Return Avg.	4.17	14 (11)	100 (90)
Kickoff Returns	24.17	3 (11)	36 (100)
1st Downs	70	12 (13)	T95 (T115)
Opp. 1st Downs	87	10 (2)	92 (4)
Fewest Penalty Yards/Game	42.25	2 (8)	T17 (38)
Time of Possession	31:47	6 (3)	38 (25)
Sacks By/Game	0.75	14 (9)	118 (T56)
Sacks Against/Game	1.75	5 (9)	49 (T79)
Kickoff Coverage	21.83	8 (11)	85 (--)

**INDIVIDUAL**

Category/Player	Stat	SEC	National
All Purpose/Ralph Webb	140-75	3 (8)	29 (67)
Passes Defended/Oren Burks	1.5	3	20
Passes Defended/T. Ferguson	1.3	7	48
Punting/Sam Loy	41.3	8	62
Receiving TDs/K. Lipscomb	2	12	85
Rushing Yards/Gm./Ralph Webb	118.0	2 (6)	15 (37)
Yards per Carry/Ralph Webb	5.02	10	84
Rushing TDs/Ralph Webb	5	1	17
Rushing TDs/Khari Blasingame	3	7	68
Solo Tackles/Gm./Z. Cunningham	5.5	2	34
Tackles per Game/Z. Cunningham	9.5	2 (5)	33 (50)
Tackles for Loss/Z. Cunningham	1.8	2 (3)	9 (T21)
Interceptions/Oren Burks	1	10	69
Interceptions/Taurean Ferguson	1	10	69
Interceptions/Tre Herndon	1	10	69

(2015 season total/final ranking in parentheses)

**WEBB CHASING STACY, VANDY RUSHING RECORD**

Ralph Webb entered his junior season chasing history and former Commodore Zac Stacy.

Webb started the season eighth all-time in rushing at Vanderbilt but has moved up to third on the list with his 472 yards rushing in the first four games of the season - including a career-high 211 yards against Middle Tennessee - passing Lonnie Sadler, Jared McGrath, Jermaine Johnson, Jamie O'Rourke and Carl Woods.

**VU CAREER RUSHING LIST**

NAME	ATT.	YDS.	TDs
1. Zac Stacy	581	3143	30
2. Frank Mordica	546	2632	18
<b>3. Ralph Webb</b>	<b>583</b>	<b>2531</b>	<b>14</b>
4. Carl Woods	619	2490	15
5. Jamie O'Rourke	498	2202	20
6. Jermaine Johnson	486	2152	13
7. Jared McGrath	492	2151	9
8. Lonnie Sadler	569	2096	8

Webb rushed for 1,152 yards last season - the most ever by a Vanderbilt sophomore - to run his career total to 2,059 yards in just two seasons on the gridiron for VU. Webb's 1,152 yards came up just 41 yards short of Stacy's single-season Vanderbilt record of 1,193 yards set in 2011.

In his two years carrying the ball for the Commodores, Webb already owns the second-most yards in a single-season at Vanderbilt and the eighth-most yards in a single season, set in 2014 with 907 yards a VU freshman record. Webb owns rushing records for sophomores and freshman at VU already. Stacy set the school record as a junior and followed it up with 1,141 yards as a senior in 2012.

Webb became the first Vandy rusher to top the 1,000-yard mark since that 2012 season by Stacy and just the fifth VU running back to ever cross the milestone. Stacy is the only Commodore in history to post two 1,000-yard seasons.

**SIMS CLOSING IN ON KICK RETURN RECORD**

Darrius Sims is running up the record book at Vanderbilt in kickoff return yards.

The senior from Memphis, Tenn. began the season third all-time at VU in kick return yards trailing only Tony Jackson (1989-93) and record holder Mark Johnson (1986-90).

Sims has returned nine kicks for 221 yards this season, including three for 69 yards last week at Western Kentucky.

**VU CAREER KICKOFF RETURNS**

	RET.	YARDS	AVG.	TDs
1. Mark Johnson	107	2,263	21.1	1
2. Tony Jackson	85	2,004	23.6	1
<b>3. Darrius Sims</b>	<b>87</b>	<b>1,987</b>	<b>22.8</b>	<b>2</b>

**2016 NEED-TO-KNOW INFO**

Opponent	Captains	Coin Toss	KO/Receive	1st Poss.	Opp. 1st Poss.	Game Length	Jersey	Pants	Helmet	Result
<b>S. Carolina</b>	Burks/Sherfield/Openshaw	Lost	KO	Punt	Punt	3:26	White	White	White	L 13-10
<b>Middle Tenn.</b>	Cunningham/Blasingame	Won	KO	FG	Fumble	3:41	Gray	Gray	Deep Water	W 47-24
<b>@Ga. Tech</b>	Burks/Webb/White	Won	KO	TD	TD	3:08	Gold	Black	Black	L 38-7
<b>@WKU</b>	Burks/Cunningham/Webb/White	Won	KO	Punt	TD	3:38	White	White	Gold	W 31-30 OT
<b>Florida</b>										
<b>@Kentucky</b>										
<b>@Georgia</b>										
<b>Tennessee St.</b>										
<b>@Auburn</b>										
<b>@Missouri</b>										
<b>Ole Miss</b>										
<b>Tennessee</b>										

Ranking is indicative of AP poll ranking when game was played



**ZACH THE TACKLER**

Zach Cunningham has picked up where he left off the 2015 season, as a tackling machine.

The junior led the Commodores with 12 tackles in the season opener to register his fifth straight game with at least 10 tackles dating back to last season when he made a team-best 103 stops.

He followed up with 10 more tackles against Middle Tennessee to extend the streak to six games and push his total to 80 tackles over his last nine games.

He finally saw his streak of double digit tackle games come to an end with seven solo stops at Georgia Tech.

Cunningham totaled nine stops in the win at Western Kentucky and 1.5 tackles for loss.

Through four games he ranks second in the league in tackles with 38 and tackles for loss with 7.0.

**TACKLING MACHINE**

OPP	U-A-T	TFL
@SC	9-3-12	4.0
MIZ	3-0-3	0.0
@HOU	7-2-9	2.5
@UF	5-5-10	1.0
UK	5-5-10	0.0
TAMU	10-4-14	3.0
TENN	10-0-10	0.0
SC	6-6-12	3.0
MT	5-5-10	1.5
GT	7-0-7	1.0
WKU	4-5-9	1.5
<b>TOTALS</b>	<b>61-35-96</b>	<b>17.5</b>

The Pinson, Ala. native finished 2015 in a flurry, racking up 10 tackles against Florida and Kentucky, 14 against Texas A&M and 10 solo tackles against Tennessee. He has also been in opponents backfields, making 16.0 tackles for loss over his last nine games, including a game-high three against the Gamecocks.

**IRON WEBB**

Junior Ralph Webb has been a workhorse for the Commodores in his two-plus years of action on West End. The Gainesville, Fla. native has started all 28 games of his career and enters the season with the most career starts on the VU roster.

Webb has also carried the rock for the Doers, racking up a school-record 583 carries in his three seasons, including a single-season, school-record 277 last year.

On the other side of the ball, seniors Adam Butler and Torren McGaster have the most career starts with 27 each. Will Holden holds the second-most career starts behind Webb on offense with 26.

**TAKING AND NOT GIVING**

The Commodores are vastly improved in ball security through the first four games of the season compared to a year ago.

Vanderbilt enters Saturday with a +5 turnover margin to lead the Southeastern Conference and rank 15th nationally. A year ago through four games, VU had a -5 turnover margin.

The defense has forced at least one turnover in all four games this season, including a season-high three in last week's overtime win at Western Kentucky.

While the defense has been taking the ball away, the Vandy offense has taken care of the ball, committing three turnovers - two interceptions, one fumble.

**(DON'T) GIVE & TAKE**

	Turnovers (VU/OPP)	
Opp. 2016/2015	2016	2015
S. Carolina/WKU	0/2	3/0
Middle Tenn./Georgia	1/2	3/1
Ga. Tech/Austin Peay	1/1	2/0
WKU/Ole Miss	1/3	0/2
<b>TOTAL</b>	<b>3/8</b>	<b>8/3</b>

**VANDERBILT'S RECORD WHEN...**

home.....	1-1
road.....	1-1
day games.....	2-1
night games.....	0-1
overtime.....	1-0
VU scores on 1st possession.....	1-1
Opp. scores on 1st possession.....	1-1
VU scores first.....	1-1
Opp. scores first.....	1-1
VU leads after 1st quarter.....	0-1
Opp. leads after 1st quarter.....	2-1
Tied after 1st quarter.....	0-0
VU leads at halftime.....	1-1
Opp. leads at halftime.....	1-1
Tied at halftime.....	0-0
VU leads after 3rd quarter.....	1-1
Opp. leads after 3rd quarter.....	0-1
Tied after 3rd quarter.....	1-0
VU has more total yards.....	0-0
Opp. has more total yards.....	2-2
VU has more rushing yards.....	1-1
Opp. has more rushing yards.....	1-1
VU has more passing yards.....	0-0
Opp. has more passing yards.....	2-2
VU has more turnovers.....	0-0
Opp. has more turnovers.....	2-1
Teams have equal turnovers.....	0-1
VU forces 1+ turnovers.....	2-1
VU has more penalties.....	0-1
Opp. has more penalties.....	2-1
Teams have equal penalties.....	0-0
VU has more time of possession.....	2-2
Opp. has more time of possession.....	0-0
VU has 100-yard rusher.....	1-0
Opp. has 100-yard rusher.....	1-0
VU has 300-yard passer.....	0-0
Opp. has 300-yard passer.....	1-0
VU has 100-yard receiver.....	0-0
Opp. has 100-yard receiver.....	2-1
VU scores less than 20 points.....	0-2
Opp. scores less than 20 points.....	0-1
VU scores 20+ points.....	2-0
Opp. scores 20+ points.....	2-1
VU scores 30+ points.....	2-0
Opp. scores 30+ points.....	1-1
Playing on grass.....	0-1
Playing on turf.....	2-1
VU defense scores.....	0-0
Opp. defense scores.....	0-0
VU scores special teams TD.....	0-0
Opp. scores special teams TD.....	0-0
vs. AP Top 5.....	0-0
vs. AP Top 10.....	0-0
vs. AP Top 15.....	0-0
vs. AP Top 25.....	0-0
VU rushes for 100+ yards.....	1-1
Opp. rushes for 100+ yards.....	0-2
VU rushes for 200+ yards.....	1-0
Opp. rushes for 200+ yards.....	0-1
VU passes for 200+ yards.....	1-0
Opp. passes for 200+ yards.....	2-1
VU passes for 250+ yards.....	1-0
Opp. passes for 250+ yards.....	2-0
VU passes for 300+ yards.....	0-0
Opp. passes for 300+ yards.....	1-0
VU totals less than 300 yards total offense.....	0-2
Opp. totals less than 300 yards total offense.....	0-0
VU totals 300+ yards total offense.....	2-0
Opp. totals 300+ yards total offense.....	2-2



**OFFENSE'S BIG DAY**

The Vanderbilt offense enjoyed its best day of the season in last week's win at Western Kentucky.

The offense racked up a season-high 389 yards, led by Kyle Shurmur's career-high 279 yards passing. The offense looked explosive at times recording five pass plays of 20-plus yards. Through the team's first three games the offense had recorded only three pass plays of 20-plus yards but Shurmur completed passes 22, 24, 31, 45 and 66 yards. Shurmur found Caleb Scott for 66 yards in the fourth quarter for the Dores' longest offensive play to date.

Vanderbilt's longest pass play of the season had been a 24-yard pass from Shurmur to Ralph Webb against South Carolina but the Dores sailed by that number three times on Saturday.

**SHURMUR IN RHYTHM**

QB Kyle Shurmur has been in rhythm for the Commodores over the last two weeks.

The sophomore has set new career-bests in completions each of the last two weeks, including 18 completions in the win at Western Kentucky. He also passed for a career-high 279 yards and led the game-tying drive in the final minute before tossing the game-winning touchdown to Nathan Marcus in overtime. He finished in a flurry going 13-for-17 with Marcus' catch capping the rally.

Over the last two games, Shurmur is 35-for-55 (63.6%) for 428 yards and two TDs.

**GOING THE DISTANCE**

The Vanderbilt offense has gone the distance to put points on the board through the team's first four games.

The Commodores have traveled 70-plus yards on five of the team's 15 scoring drives this season, including four scoring drives of 70-plus yards in last week's win at Western Kentucky. The Dores' average scoring drive in regulation covered 74.5 yards.

This year, the average distance of the Dores' scoring drives has been 49.7 yards.

**FROM A DISTANCE**

*Vanderbilt's longest scoring drives in 2016*

Opp	Plays	Yards	Result
MT	7	75	TD
@GT	11	75	TD
@WKU	12	76	TD
@WKU	10	75	TD
@WKU	5	72	FG
@WKU	7	75	TD

**BLACK & GOLD ZONE**

Vanderbilt's offense has began the season a remarkable 15-for-15 in the red zone, scoring points in all 15 trips inside the 20-yard line.

The Commodores' offense scored points in both trips inside the red zone against South Carolina in the season opener and kept the trend going with seven scores in seven attempts in the red zone against Middle Tennessee. VU's lone trip into the red zone produced the Commodores' only touchdown of the game at Georgia Tech. Vandy went a perfect 5-for-5 in the win at Western Kentucky last week. Twice this year, Vanderbilt has had five-plus trips into the red zone in a game and remained perfect.

VU is one of 14 teams in the nation to be perfect in the red zone through the first four weeks, including fellow SEC team Alabama (18/18).

The Commodores struggled in the red zone a year ago, converting just 21-of-33 trips into points. Vanderbilt did not have a game last year in which they scored points in every trip into the red zone.

**SCORING IN THE RED ZONE**

*Only two SEC teams are perfect in the red zone entering Week 5.*

	TD	FG	PTS/ATT
Alabama	13	5	18/18
Vanderbilt	12	3	15/15

**RETURN INVESTMENT**

The Commodores have been effective in the return game through the first four games under new special teams coordinator Jeff Genyk.

The Dores have racked up 456 yards in returns so far this season led by Darrius Sims' 221 yards on returned kicks. Last year through four games, VU had 354 yards in returns.

The coverage teams have also been better, allowing 227 yards so far this year compared to 391 last season through four games.

**30 IS THE NUMBER**

Vanderbilt improved to 5-1 under head coach Derek Mason when scoring 30+ points with last week's 31-30 overtime victory at Western Kentucky.

The Commodores are 2-0 this season when passing the 30-point mark. Last year the Dores topped 30 points in a win over

Austin Peay (47-7) and picked up victories over Old Dominion (42-28) and UMass (34-31) in Mason's first season in 2014.

Vandy's lone loss when scoring 30+ points under Mason also came in 2014 in a 48-34 loss to South Carolina.

**NOTES FROM LAST WEEK**

- Vanderbilt's win snapped an 11-game home winning for Western Kentucky, the fifth-longest active streak in the nation going into last Saturday's game.
- The victory marked Derek Mason's second road win during his tenure at Vanderbilt.
- The OT victory was Vanderbilt's first overtime game since 2011, a 27-21 loss to Tennessee, and the Commodores first overtime win since 1999 over Ole Miss.
- Vanderbilt is now 2-0 against Conference USA teams this season and 28-5 against C-USA opponents all-time.
- The Commodores are now 5-1 under head coach Derek Mason when scoring 30 or more points.
- Ralph Webb ran for a career-high three touchdowns and now has five rushing scores on the season. Webb also ran for 95 yards on 27 carries.
- Webb passed Carl Woods for third all-time on the Vanderbilt career rushing yards list on a 31-yard scamper on the Commodores opening drive of the second half. He now needs 613 yards to break Zac Stacy's school record for career rushing yards.
- Vanderbilt scored points for the first time on their opening drive in the second half on a Ralph Webb two-yard touchdown run.
- Vanderbilt accumulated 389 total yards. The Commodores are now 2-0 when gaining 300 yards or more in a game.
- The Commodores were 5-for-9 (55%) on third down conversions in the first half and 8-for-16 (50%) for the game.
- The Commodores forced a season-high three turnovers on the day. This marked the third time this season that Vanderbilt has forced multiple turnovers in a game. The Commodores have forced a turnover in every game and boast a turnover margin of +5.
- Linebacker Ja'karri Thomas (Sr.) and tight end Jared Pinkney (r-Fr.) each made their second career start.



**DEREK MASON:  
HEAD COACH & DEFENSIVE  
COORDINATOR**

Head coach Derek Mason is on a very short list of head coaches that also serve as their own offensive or defensive coordinators in college football.

Mason and San Diego State head coach Rocky Long are the only two head coaches in the country that run both the team and the defense. Mason and Long are two of eight college head coaches to serve as both head coach and coordinator joining head coaches that run the other side of the ball with Georgia Tech's Paul Johnson, Massachusetts' Mark Whipple, New Mexico State's Doug Martin, Washington State's Mike Leach, Kansas' David Beaty and Tulsa's Philip Montgomery running their respective teams' offenses.

Mason, Beaty, Johnson and Leach are the only ones to pull double duty at the Power 5 level. Mason and Johnson will put their teams on the field against each other on September 17 in Atlanta when the Commodores travel to Atlanta to take on Johnson's Yellow Jackets.

**VANDERBILT COACHES  
YOUNGEST IN SEC**

Vanderbilt's coaching staff has skewed much younger this year under Derek Mason in his third season. During the offseason, Mason hired former Vanderbilt All-SEC LB and 27-year-old Chris Marve to coach the team's linebackers and former Oklahoma DL and 34-year-old C.J. Ah You to coach the Commodores' defensive line. Adding Marve and Ah You to the coaching staff dropped the Dores' average age on the coaching staff to 41.6. Mason's staff is the youngest staff in the Southeastern Conference, narrowly in front of South Carolina's new coaching staff. Marve and Ah You join Marc Mattioli (29), Cortez Hankton (35) and new offensive line coach Cameron Norcross (39) as VU coaches to begin the season under 40-years-old.

The SEC by average age (44.5) is the second-youngest league among the Power 5 conferences led by the Atlantic Coast Conference with an average coach age of 43.9. The SEC is in front of the Pac-12 (44.7), Big 12 (44.7) and the Big 10 (45.1).

**HEAD COACH/COORDINATOR**

**HEAD COACH**

- David Beaty
- Paul Johnson
- Mike Leach
- \*Rocky Long
- Doug Martin
- \*Derek Mason
- Philip Montgomery
- Mark Whipple

\* - head coach and defensive coordinator

**SCHOOL**

- Kansas
- Georgia Tech
- Washington State
- San Diego State
- New Mexico State
- Vanderbilt
- Tulsa
- Massachusetts

after suffering a concussion. Nehemiah Mitchell started seven games last year as a linebacker but has made the move to the defensive line and joins Adam Butler and Nifae Lealao up front for the Dores' D. The Vandy secondary returns nearly intact with the return of three starters. Torren McGaster, Tre Herndon and Oren Burks are all back with Burks transitioning into the created Star position in Mason's defense. Burks will now serve as a hybrid safety-linebacker.

**LOADS OF EXPERIENCE  
BACK FOR VU IN '16**

The Vanderbilt roster is loaded with experience coming into the 2016 season with eight returning starters on offense, seven on defense and kicker Tommy Openshaw back. The Commodores' skill positions return virtually everyone from a year ago led by QB Kyle Shurmur. The now sophomore quarterback led Vandy to Southeastern Conference wins over Missouri and Kentucky as part of his five-game starting stretch as a true freshman. Ralph Webb is back after a record-setting sophomore campaign that saw him rush for more yards than any Vanderbilt sophomore in history with 1152 yards. The receiving corps welcomes back Trent Sherfield, Darrius Sims and Caleb Scott while the line has Barrett Gouger, Bailey Granier and Will Holden back up front.

Defensively, Vanderbilt is happy to have first team All-SEC LB Zach Cunningham back in the middle of the defense. The now junior led VU with 103 tackles last year as a sophomore and will get more help this year with the return of Nigel Bowden to the defense. Bowden missed the majority of last year

**JELKS, STANKAVAGE  
SIDELINED FOR SEASON**

OL Andrew Jelks and QB Shawn Stankavage will be sidelined for the 2016 season with injuries. It's the second straight season missed for Jelks due to injury and second in the last three years for Stankavage.

Jelks has started 22 games in his career but has not played since 2014.

**VU 2017 SCHEDULE HAS  
SEVEN HOME GAMES**

Vanderbilt is set to host seven home games in 2017.

Despite opening on the road at Middle Tennessee, the Commodores will play their most home games at Vanderbilt Stadium since 2014.

The Dores welcome Alabama to West End for the first time since 2007 and match up with the Tide for the first time since 2011.

Vandy continues its series with local teams Middle Tennessee and Western Kentucky and begin a series with Kansas State. The Commodores and Wildcats last played in 1984, when VU opened the season with a 26-14 win over KSU.

**YOUNGEST COACHING STAFFS IN POWER 5**

	TEAM	CONF	AVG. AGE
1.	Syracuse	ACC	39.0
2.	Miami	ACC	39.1
3.	Washington St.	P12	39.4
4.	Louisville	ACC	39.5
5.	Duke	ACC	39.6
6.	Iowa State	B12	40.0
7.	Rutgers	B10	40.4
	Texas Tech	B12	40.4
	West Virginia	B12	40.4
10.	Washington	P12	40.7
11.	Stanford	P12	41.4
	NC State	ACC	41.4
13.	Arizona	P12	41.6
	<b>Vanderbilt</b>	<b>SEC</b>	<b>41.6</b>
	Penn State	B10	41.6

**2017 VANDERBILT SCHEDULE**

Date	Opponent
Sept. 2	at Middle Tennessee
<b>Sept. 9</b>	<b>Alabama A&amp;M</b>
<b>Sept. 16</b>	<b>Kansas State</b>
<b>Sept. 23</b>	<b>Alabama</b>
Sept. 30	at Florida
<b>Oct. 7</b>	<b>Georgia</b>
Oct. 14	at Ole Miss
Oct. 28	at South Carolina
<b>Nov. 4</b>	<b>Western Kentucky</b>
<b>Nov. 11</b>	<b>Kentucky</b>
<b>Nov. 18</b>	<b>Missouri</b>
Nov. 25	at Tennessee



# HEAD COACH DEREK MASON

Age: 47

Alma Mater: Northern Arizona (playing career 1989-92)

Degrees: Bachelor's, Criminal Justice, NAU 1993

Family: Wife, LeighAnne; daughters, Makenzie & Sydney

Twitter: @CoachDerekMason

## VANDERBILT – 2014-16 (Head Coach)

Introduced Jan. 17, 2014 as the 28th head coach in Commodore history... Notched first career victory as head coach in dramatic style, guiding team to 34-31 win over UMass on Sept. 13... Directing one of nation's youngest teams, with 31 true or redshirt freshmen seeing action... At conclusion of 2014 season, took over Vanderbilt defensive coordinator responsibilities... Earned first road win at MTSU in October 2015... Earned first SEC victory Oct. 24, 2015 with 10-3 win over Missouri... Earned second SEC win over Kentucky (21-17, Nov. 14).

## STANFORD – 2013 (Willie Shaw Director of Defense)

Promoted to position of Willie Shaw Director of Defense, Mason guides one of the nation's top defenses as The Cardinal goes 10-3 overall, wins Pac-12 crown and plays in second straight Rose Bowl... Stanford finishes year ranked No. 10 on strength of four victories over ranked opponents... The defense ranks third in NCAA in rushing defense, 10th in scoring defense and 16th in total defense... Unit again ranks among Pac-12's best in numerous defensive categories... For second straight year, Mason's defense limits powerful Oregon spread offense, holding Ducks scoreless for first three quarters in eventual 26-20 Stanford victory... Three of Mason's standouts – LB Trent Murphy, LB Shayne Shov and DB Ed Reynolds – garner postseason All-America recognition.

## STANFORD – 2011-12 (associate head coach/defensive coordinator)

Finalist for 2012 Broyles Award as nation's outstanding assistant coach... Stanford goes 23-4 overall in Mason's first two years as coordinator, wins 2012 Pac-12 title, captures 2012 Rose Bowl over Wisconsin, and plays in the 2011 BCS Fiesta Bowl... Mason's 3-4 attacking defense ranked among the NCAA leaders in both seasons... In 2012, the Cardinal defense topped the nation with 57 quarterback sacks, ranked second in tackles for loss, fifth in rushing defense and 11th in scoring defense... Stanford also paced the Pac-12 in scoring defense, total defense, rushing defense and sacks... The 2012 defense also held eight opponents under 100 rushing yards and limited high-powered Oregon to just 14 points in an overtime win... In 2011 the Cardinal was third in the NCAA in rushing defense, sixth in 3rd-down efficiency and 11th in quarterback sacks, and finished among the Pac-12 leaders in scoring defense, total defense, rushing defense, sacks and opponent first downs.

## STANFORD – 2010 (defensive backs coach)

Hired by Cardinal head coach Jim Harbaugh... Helped change Stanford into a tough-minded, attacking defense... Unit was key to arguably Stanford's best year of modern era – a 12-1 overall record capped by 40-12 victory over Virginia Tech in the Orange Bowl... The 2010 Cardinal secondary was one of the great turnaround stories in college football as Stanford ranked high nationally in interceptions and pass defense... That unit included three eventual NFL players, including All-Pro cornerback Richard Sherman from the World Champion Seahawks.

## MINNESOTA VIKINGS/NFL – 2007-09 (assistant defensive backs coach)

Served as an assistant defensive backs coach for the Minnesota Vikings from 2007 to 2009, playing a vital role in the team ranking sixth in total defense in 2008 and 2009 as the Vikings won NFC North titles each season.

## OHIO – 2005-06 (wide receivers)

Hired by former Nebraska head coach Frank Solich, Mason coached Ohio receivers for two years, helping the Bobcats improve from 4-7 in 2005 to a 9-5 campaign in 2006 that ended with a GMAC Bowl appearance.

## NEW MEXICO STATE – 2004 (wide receivers)

In lone season at New Mexico State, the Aggie offense with Mason mentoring wide receivers corps topped the Sun Belt Conference in numerous passing categories.

## SAINT MARY'S – 2003 (co-defensive coordinator/assistant head coach)

First coordinator responsibilities came in only season at St. Mary's, member of NCAA I-AA Independent League.

## UTAH – 2002 (wide receivers/special teams assistant coach)

Hired by Ron McBride, Mason tutored WR Paris Warren, an eventual 7th round draft pick, in his only year at Utah. The 2002 Utes offense featured young QB Alex Smith, the eventual 2005 No. 1 NFL draft pick.

## BUCKNELL – 1999-2001 (defensive backs)

Secondary coach for three straight winning Bison squads... Coached two Bucknell defensive backs to All-Patriot League recognition... Bison defensive staff was directed by current Vanderbilt coordinator David Kotulski.

## IDAHO STATE – 1997-98 (running backs)

Mason coached Idaho State running backs for two years under head coach Tom Walsh.

## WEBER STATE – 1995-96 (wide receivers)

Mason worked with Weber State receivers, including Pokey Eckford, who earned All-America honors in 1995 after catching 77 passes for 1,074 yards and six TDs.

## MESA (ARIZ.) COMMUNITY COLLEGE – 1994 (wide receivers)

Mason entered collegiate coaching as a receivers coach with community college located in San Diego.

## NFL MINORITY COACHING FELLOWSHIP PROGRAM

Mason spent time with the St. Louis Rams in 1996, New York Giants and Oakland Raiders through the Minority Coaching Fellowship Program. Philadelphia in 1999 and Minnesota in 2008.



## MASON AT THE HELM

	2016	Career
Overall	2-2	9-19
Home	1-1	7-8
Road	1-1	2-10
SEC	0-1	2-15
Overtime	1-0	1-0
Grass	0-1	0-7
Turf	2-1	9-12
vs. AP Top 5	0-0	0-2
vs. AP Top 10	0-0	0-1
vs. AP Top 15	0-0	0-4
vs. AP Top 25	0-0	0-1
Leading after 1Q	0-1	3-2
Trailing after 1Q	2-1	3-15
Tied after 1Q	0-0	3-2
Leading at half	1-1	6-4
Trailing at half	1-1	3-15
Tied at half	0-0	0-0
Leading after 3Q	1-1	6-2
Trailing after 3Q	0-1	2-17
Tied after 3Q	1-0	1-0
Scoring first	1-1	5-5
Opp. scoring first	1-1	4-14
Scoring 20+ points	2-0	7-2
Allowing 20+ points	2-1	3-15
Scoring 30+ points	2-0	5-1
Allowing 30+ points	1-1	2-10
Decided by 3 points or less	1-1	3-3
Decided by 10 points or less	1-2	4-6
Rush for <100 yards	0-1	0-6
Rush for 100+ yards	2-1	7-12
Rush for 200+ yards	1-0	3-1
Pass for <200 yards	1-2	6-13
Pass for 200+ yards	0-0	0-5
Pass for 250+ yards	1-0	2-1
Pass for 300+ yards	0-0	1-0
Total 300+ yards offense	2-0	8-8
Opp. rush for <100 yards	1-0	6-2
Opp. pass for <200 yards	0-1	4-6
Opp. total <300 yards	0-0	2-3
Win turnover margin	2-1	3-3
Lose turnover margin	0-0	3-12

## COACHING STAFF

### On the Field

- Jeff Genyk, Special Teams Coord./RBs
- C.J. Ah You, Defensive Line
- Gerry Gdowski, Quarterbacks
- Cortez Hankton, Wide Receivers
- Chris Marve, Inside Linebackers
- Marc Mattioli, Secondary
- Cameron Norcross, Offensive Line

### In the Booth

- Andy Ludwig, Offensive Coord./TEs
- Osia Lewis, Sr. Defensive Asst./OLB



## COMMODORES IN THE LEAGUE

*Notes from games of Week 3 of NFL season*

**Jay Cutler (2002-05) // Chicago** // Cutler missed the Bear's loss at Dallas with an injured thumb he suffered against Philadelphia the week prior.

**Andre Hal (2010-13) // Houston** // Hal and the Texans lost on Thursday night at New England but the safety recorded four tackles in the loss.

**Casey Hayward (2008-11) // San Diego** // Hayward picked off his third pass of the season in the Chargers' 26-22 loss at Indianapolis on Sunday, making three tackles. Hayward's three interceptions are the second-most in the NFL.

**Wesley Johnson (2010-13) // New York Jets** // Johnson saw action as a reserve lineman for the third straight week in the Jets' 24-3 loss on the road at Kansas City.

**Jonathan Krause (2010-13) // San Diego** // Signed with the Chargers' practice squad joining fellow former Commodores Spencer Pulley and Casey Hayward, who are on the team's active roster.

**Jordan Matthews (2010-13) // Philadelphia** // Matthews caught two passes for just 19 yards in the Eagles' 34-3 blow-out victory over Pittsburgh but hauled in his second touchdown of the season in the victory.

**Spencer Pulley (2011-15) // San Diego** // After earning a spot on the active roster as an undrafted free agent, Pulley earned playing time in his third straight game. He played center in the Chargers' 26-22 loss at Indianapolis.

**Stephen Weatherly (2012-15) // Minnesota** // Signed to the Vikings' practice squad.

**Andrew Williamson (2012-15) // Indianapolis** // Signed with the Indianapolis Colts as an undrafted free agent. Placed on injured reserved in preseason.

### SON OF A...

Four Commodores are sons of former NFL players.

Torey Agee is the son of Tommy Agee, who played at Auburn as Bo Jackson's lead blocker before leading Emmitt Smith for the Cowboys.

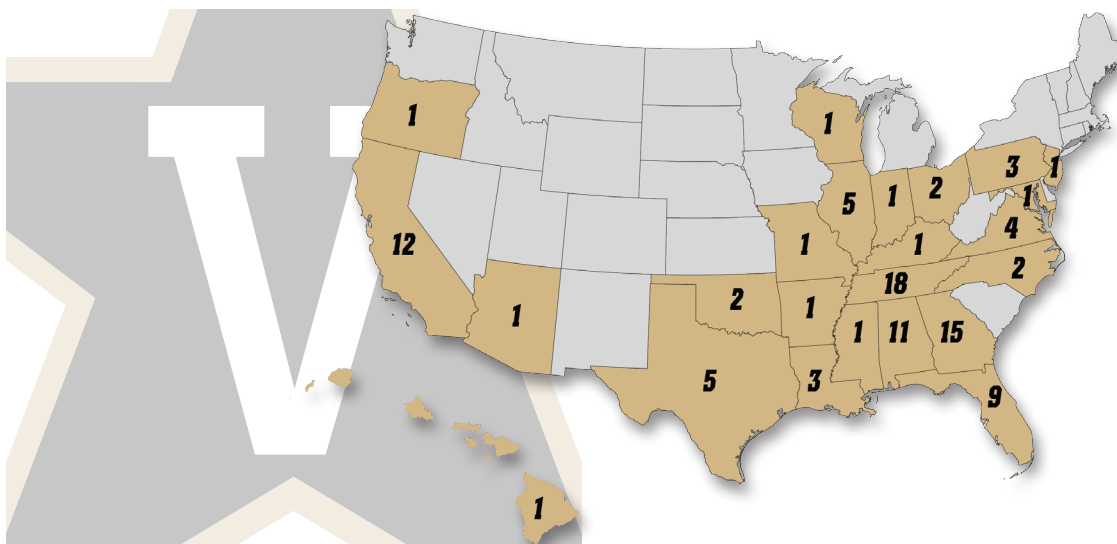
Jaire George is the son of former Titans legend and Heisman Trophy winner Eddie George.

Caleb Scott is the son of former Commodore great and NFL WR Chuck Scott, who played for Los Angeles and Dallas.

Landon Stokes is the son of former DE Fred Stokes is played for Los Angeles, Washington and New Orleans.

### BLACK & GOLD AMERICA

Vanderbilt's 2016 roster is comprised of 103 athletes from 24 states from coast-to-coast and beyond. Tennessee leads all states with 18 Commodores calling the Volunteer State home. Georgia is next on the list with 15 Doers hailing from the state. South Carolina is the only state in the Southeastern Conference footprint that is not represented on the Vandy roster. An amazing 12 Commodores call California home with nine coming from Florida, and five from Texas and Illinois respectively. Sean Auwae-McMoore wins the prize for coming the farthest to be a part of the program, traveling over 4200 miles to wear the Black & Gold.





# NATIONAL RANKINGS

## AP Top 25

Week 5 - Sept. 25

	Record	Points	Prev
1. Alabama (50)	4-0	1511	1
2. Ohio State (4)	3-0	1440	2
3. Louisville (6)	4-0	1409	3
4. Michigan (1)	4-0	1292	4
5. Clemson	4-0	1267	5
6. Houston	4-0	1239	6
7. Stanford	3-0	1166	7
8. Wisconsin	4-0	1084	11
9. Texas A&M	4-0	1036	10
10. Washington	4-0	986	9
11. Tennessee	4-0	909	14
12. Florida State	3-1	804	13
13. Baylor	4-0	729	16
14. Miami	3-0	696	15
15. Nebraska	4-0	640	20
16. Ole Miss	2-2	540	23
17. Michigan State	2-1	527	8
18. Utah	4-0	493	24
19. San Diego State	3-0	304	22
20. Arkansas	3-1	241	17
21. TCU	3-1	239	NR
22. Texas	2-1	217	21
23. Florida	3-1	176	19
24. Boise State	3-0	163	NR
25. Georgia	3-1	142	12

Dropped out: LSU 18, Oklahoma 25

Others receiving votes: Arizona State 135, Oklahoma 120, North Dakota State 58, West Virginia 51, Virginia Tech 38, Colorado 33, North Carolina 26, Iowa 25, UCLA 22, Auburn 18, LSU 17, Western Michigan 14, Wake Forest 9, Memphis 6, Maryland 2, Toledo 1

## Amway Coaches Poll

Week 5 - Sept. 25

	Record	Points	Prev
1. Alabama (61)	4-0	1597	1
2. Ohio State (2)	3-0	1506	2
3. Clemson (1)	4-0	1440	3
4. Louisville	4-0	1411	4
5. Michigan	4-0	1333	5
6. Stanford	3-0	1269	6
7. Houston	4-0	1250	7
8. Wisconsin	4-0	1127	10
9. Washington	4-0	1049	9
10. Texas A&M	4-0	1016	13
11. Tennessee	4-0	986	12
12. Florida State	3-1	843	14
13. Baylor	4-0	797	15
14. Miami	3-0	664	19
15. Nebraska	4-0	649	20
16. Michigan State	2-1	597	8
17. Ole Miss	2-2	558	21
18. Utah	4-0	504	23
19. TCU	3-1	330	21
20. Georgia	3-1	271	11
21. Florida	3-1	254	16
22. Arkansas	3-1	197	18
23. North Carolina	3-1	173	NR
24. San Diego State	3-0	156	NR
25. Texas	2-1	142	24

Dropped out: LSU 17, Iowa 25

Others receiving votes: Iowa 127, Boise State 126, Arizona State 94, Oklahoma 77, West Virginia 46, LSU 30, Western Michigan 25, Memphis 23, Virginia Tech 20, UCLA 20, Auburn 18, Colorado 16, Minnesota 14, Navy 14, Wake Forest 9, Kansas State 6, Air Force 4, Toledo 4, Oregon 3, Maryland 2, South Florida 1, Appalachian State 1, Troy 1

## FIVE NEW COACHES ON STAFF FOR 2016

Heading into his third season at Vanderbilt head coach Derek Mason has just one original member of his coaching staff in Gerry Gdowski remaining on the staff. But Gdowski has a new role for the 2016 campaign as the former Nebraska QB now coaches the Commodores' QBs. Former QBs coach and offensive coordinator Andy Ludwig traded spots with Gdowski and now coaches the Dores' tight ends.

Five new coaches have joined the staff in veteran coaches Jeff Genyk, Osia Lewis and Cameron Norcross along with young coaches C.J. Ah You and Chris Marve rounding out Mason's staff.

Genyk brings head coaching experience to the table, having served as the head coach at Eastern Michigan 2004-08. He also has stops as an assistant at Northwestern, California, Nevada and Wisconsin. He joins VU from Northwestern, where he served as a quality control for the Wildcats. For the Dores, Genyk serves as the teams special teams coordinator and running backs coach.

Norcross coached in the Mountain West Conference for 15 years prior to his move to West End, coaching for 11 years at his alma mater, Nevada, and four years at Fresno State most recently. He helped the Bulldogs to an 11-2 season in 2013 and helped Nevada head coach Chris Ault develop an innovative offense for the Wolfpack.

Ah You joins the Commodores from Oklahoma, where he played for Bob Stoops prior to an NFL career. Back with the Sooners, Ah You served as a defensive quality control assistant working with the team's defensive line. He was a seventh round pick of the Buffalo Bills in 2007 but played six seasons with St. Louis, ending his career after the 2012 season.

Marve is no stranger to Vanderbilt having earned All-SEC honors with the Commodores as a LB in 2010 and 2011. Marve led the Dores in tackles in 2009 and 2011, including a remarkable 121 total tackles in 2009 which made him the last Dore to surpass 100 tackles in a season until Zach Cunningham did it last year with 103 tackles. The Memphis, Tenn. native owns three degrees from Vanderbilt.

## CUNNINGHAM, WEBB ON PRESEASON WATCH LISTS

Zach Cunningham and Ralph Webb enter their junior seasons with numerous accolades, including being named to a pair of awards watch lists.



Cunningham is on the Bednarik Award watch list after a stellar 2015 that saw him earn first team All-SEC honors. The Bednarik Award is given annually to the nation's best defensive player.

Webb finds himself on the Doak Walker Award watch list. The Gainesville, Fla. native became just the fifth Commodore to eclipse the 1,000-yard mark last season, rushing for 1,152 yards. The Doak Walker is awarded annually to college football's top running back.



## BURKS NAMED TO GOOD WORKS TEAM

Oren Burks has been named to the Allstate/AFCA Good Works Team for his accomplishments on and off the field.

As a student, Burks has become a key leader on the Vanderbilt campus. He has been elected president of Vanderbilt's Student-Athlete Advisory Committee (SAAC) for the 2016-17 calendar year after serving as a Commodore football representative in last year.

He is a co-founder of the Revitalizing & Empowering Vanderbilt's African-American Male Population (REVAMP) student organization in 2015, and helped coordinate a series of on-campus lectures and activities during the school year. REVAMP was recognized as the university's top new student organization last spring.





**THREE COMMODORES EARN PRESEASON ALL-SEC NOD**

A trio of Commodores earned preseason recognition from the league’s coaches last week when LB Zach Cunningham and RB Ralph Webb were tabbed second team All-SEC and LB/S Oren Burks was tabbed as a third team member.

Cunningham is coming off a first team All-SEC season as a sophomore last year when he led the Commodores in tackles (103), tackles for loss (16.5) and sacks (4.5).



*Cunningham, Webb & Burks*

Webb enters his junior season needing 1,085 yards to break

Zac Stacy’s all-time rushing record. Webb rushed for 1,152 yards as a sophomore last season - the most ever by a sophomore at Vanderbilt - on a school record 277 carries. Webb holds the record for rushing yards for sophomores and freshmen (907). Stacy holds the record for rushing yards for a junior with 1,193, which is also the school single-season record.

Burks moves into the Vanderbilt defense’s new star position this year after posting a solid sophomore season in 2015. He made a career-high 58 tackles and led the Commodores with three interceptions.

The nod from the league’s coaches adds to the media voting Cunningham and Webb to their All-SEC second team at SEC Media Days in July.

**WELCOME TO POLY-VILLE**

The Vandy roster features an island-like feel to it in 2016 with three players coming from Polynesian descent.

Junior Nifae Lealao is the elder statesman of the trio and has been joined by freshmen Josiah Sa’o and Sean Auwae-McMoore. Sa’o plays alongside Lealao on the defensive line with Auwae-McMoore on the offensive line. Auwae-McMoore calls Hawaii home while Lealao and Sa’o both call California home.

Vanderbilt’s soccer team joined the Polynesian party, adding freshman Taiana Tolleson to the growing ‘ohana’ (family) at Vanderbilt.

Even with four Polynesians in athletics on West End, the most famous Polynesian in Nashville remains Heisman Trophy winner and Tennessee Titans QB Marcus Mariota.

**LIKE FATHER, LIKE SON**

WR Caleb Scott and DB Donovan Sheffield are second-generation Commodores. Both following their dad’s collegiate path through Vanderbilt

Scott is the son of former Commodore TE Chuck Scott (1981-84). Scott’s dad was a 1983 All-America and two-time All-SEC pick who still ranks T-3rd all-time among Commodores with 20 TD catches, sixth in receiving yards (2,219), and seventh in receptions (145).

Caleb Scott produced his best season at VU last year, catching 24 passes for 339 yards and two TDs.

Sheffield is the son of DB Robert Sheffield (1993-95). Sheffield’s dad was a three-year letterwinner at cornerback from 1993-95.

Donavan Sheffield played in six games as a freshman in 2015, making five tackles, including two for loss.

**MASON CREATES PLAYER PERSONNEL DEPT.**

Head Coach Derek Mason unveiled the program’s new player personnel department in early July with an impressive five-member team to be directed by former University of Nebraska administrator and Nashville-area native Austen Everson.

In addition to Everson, who serves as Director of Player Personnel, Eric Lammers is the Director of Recruiting, and Corey Phillips and Donielle White are the Assistant Recruiting Coordinators. Andrea Poole Cain, a veteran staffer, serves as Director of Recruiting Relations.

**SEC STANDINGS**

**Eastern Division**

Team	OVR	SEC	Home	Road	Strk
Tennessee	4-0	1-0	3-0	0-0	W4
Florida	3-1	1-1	3-0	0-1	L1
Georgia	3-1	1-1	1-0	1-1	L1
Kentucky	2-2	1-1	2-1	0-1	W2
S. Carolina	2-2	1-2	1-0	1-2	L1
Missouri	2-2	0-1	2-1	0-1	W1
Vanderbilt	2-2	0-1	1-1	1-1	W1

**Western Division**

Team	OVR	SEC	Home	Road	Strk
Alabama	4-0	1-0	2-0	1-0	W4
Texas A&M	4-0	2-0	2-0	1-0	W4
Auburn	2-2	1-1	2-2	0-0	W1
LSU	2-2	1-1	2-0	0-1	L1
Ole Miss	2-2	1-1	2-1	0-0	W1
Miss. St.	2-2	1-1	1-1	1-1	W1
Arkansas	3-1	0-1	2-0	1-0	L1

**This Week in the SEC**

**Saturday, Oct. 1**

- Florida at Vanderbilt | 11 a.m. | SECN
- Alcorn State at Arkansas | 11 a.m. | SECN-ALT
- Tennessee at Georgia | 2:30 p.m. | CBS
- La.-Monroe at Auburn | 2:30 p.m. | SECN-ALT
- Texas A&M at South Carolina | 3 p.m. | SECN
- Kentucky at Alabama | 6 p.m. | ESPN
- Memphis at Ole Miss | 6 p.m. | SECN-ALT/ESPN2/U
- Missouri at LSU | 6:30 p.m. | SECN

**Next Week in the SEC**

**Saturday, Oct. 8**

- Alabama at Arkansas | TBD | TBD
- LSU at Florida | TBD | TBD
- Vanderbilt at Kentucky | TBD | TBD
- Auburn at Mississippi State | TBD | TBD
- Georgia at South Carolina | TBD | TBD
- Tennessee at Texas A&M | TBD | TBD

*All times Central*



GAME	FINAL SCORE	SCORE BY QUARTER				FIRST DOWNS				RUSHING			PASSING			OFFENSE		PUNTING	FUMBLES	PENALTY	THIRD	TOTAL	
		1	2	3	4	RU	PA	PN	TOT	ATT	YDS	TD	C-A-I	YDS	TD	ATT	YDS	NO-AVG	NO-LOST	NO-YDS	DOWNS	TOP	
SC	13	0	0	0	0	4	10	0	14	32	121	1	16-30-0	187	0	62	308	7-39.9	2-2	7-51	6/16	26:45	
<b>VU</b>	<b>10</b>	<b>3</b>	<b>7</b>	<b>0</b>	<b>0</b>	<b>9</b>	<b>4</b>	<b>1</b>	<b>14</b>	<b>42</b>	<b>169</b>	<b>1</b>	<b>8-23-0</b>	<b>73</b>	<b>0</b>	<b>65</b>	<b>242</b>	<b>8-37.1</b>	<b>1-0</b>	<b>5-33</b>	<b>4/15</b>	<b>33:15</b>	
MT	24	10	7	7	0	6	19	0	25	21	96	0	38-65-1	399	3	86	495	4-38.5	2-1	9-92	10/19	28:58	
<b>VU</b>	<b>47</b>	<b>5</b>	<b>28</b>	<b>0</b>	<b>14</b>	<b>12</b>	<b>6</b>	<b>2</b>	<b>20</b>	<b>45</b>	<b>231</b>	<b>5</b>	<b>15-28-0</b>	<b>113</b>	<b>1</b>	<b>73</b>	<b>344</b>	<b>5-39.4</b>	<b>2-1</b>	<b>4-40</b>	<b>4/12</b>	<b>31:02</b>	
<b>VU</b>	<b>7</b>	<b>7</b>	<b>0</b>	<b>0</b>	<b>0</b>	<b>4</b>	<b>12</b>	<b>1</b>	<b>17</b>	<b>30</b>	<b>85</b>	<b>0</b>	<b>20-31-1</b>	<b>190</b>	<b>1</b>	<b>61</b>	<b>275</b>	<b>8-40.1</b>	<b>0-0</b>	<b>5-45</b>	<b>4/13</b>	<b>30:28</b>	
GT	38	14	3	14	7	14	5	2	21	46	289	3	8-17-1	222	2	63	511	4-42.5	1-0	4-55	8/15	29:32	
<b>VU</b>	<b>31</b>	<b>0</b>	<b>7</b>	<b>7</b>	<b>10</b>	<b>7</b>	<b>5</b>	<b>10</b>	<b>4</b>	<b>19</b>	<b>42</b>	<b>110</b>	<b>3</b>	<b>18-29-1</b>	<b>279</b>	<b>1</b>	<b>71</b>	<b>389</b>	<b>6-32.7</b>	<b>1-0</b>	<b>5-51</b>	<b>8/16</b>	<b>32:23</b>
WKU	30	7	7	0	10	7	12	3	27	33	210	2	24-40-1	291	2	73	501	3-41.0	3-2	11-88	3/12	27:37	

UF
<b>VU</b>
<b>VU</b>
UK
<b>VU</b>
UGA
TSU
<b>VU</b>
<b>VU</b>
AU
<b>VU</b>
MIZ
OM
<b>VU</b>
UT
<b>VU</b>

**Vanderbilt Long Plays**

YARDS	RUSH	PASS	KR	PR	TD
20-29	-	5	8	-	-
30-39	1	1	-	-	-
40-49	2	1	1	-	-
50-59	-	-	-	-	-
60-69	-	1	-	-	-
70-79	-	-	-	-	-
80-89	-	-	-	-	-
90-99	-	-	-	-	-
<b>TOTALS</b>	<b>3</b>	<b>8</b>	<b>9</b>	<b>0</b>	<b>0</b>

**Three-&-Out Drives**

VANDERBILT	OPPONENT	
THREE-&-OUTS/DRIVES	THREE-&-OUTS/DRIVES	
S. Carolina	6/13 (46.2%)	4/13 (30.8%)
Middle Tenn.	3/15 (20.0%)	2/15 (13.3%)
at Georgia Tech	4/13 (30.7%)	2/12 (16.7%)
at Western Kentucky	3/13 (23.1%)	2/12 (16.7%)
Florida		
at Kentucky		
at Georgia		
Tennessee State		
at Auburn		
at Missouri		
Ole Miss		
Tennessee		
<b>TOTALS</b>	<b>16/54 (29.6%)</b>	<b>10/52 (19.2%)</b>

**Opponent Long Plays**

YARDS	RUSH	PASS	KR	PR	TD
20-29	8	3	-	-	1
30-39	-	2	2	-	-
40-49	-	-	-	-	-
50-59	-	-	-	-	-
60-69	-	1	-	-	1
70-79	-	1	-	-	1
80-89	-	1	-	-	1
90-99	-	-	-	-	-
<b>TOTALS</b>	<b>8</b>	<b>8</b>	<b>2</b>	<b>0</b>	<b>4</b>



### Vanderbilt Scoring Drives

OPP	PLAYS	YARDS	TIME	SCORING PLAY
SC	5	13	3:23	Openshaw 36-yd FG
SC	13	67	6:06	Blasingame 1-yd run
MT	4	-1	1:18	Openshaw 32-yd FG
MT	6	30	2:37	Blasingame 3-yd run
MT	3	7	0:50	Webb 1-yd run
MT	7	75	3:18	Webb 3-yd run
MT	7	63	1:00	Lipscomb 16-yd pass from Shurmur
MT	4	54	1:48	Blasingame 1-yd run
MT	6	40	2:57	Rivers 3-yd run
GT	11	75	5:20	Lipscomb 10-yd pass from Shurmur
WKU	12	76	6:02	Webb 4-yd run
WKU	10	75	5:45	Webb 2-yd run
WKU	5	72	2:32	Openshaw 22-yd FG
WKU	7	75	1:02	Webb 2-yd run
WKU	6	25	0:00	Marcus 5-yd pass from Shurmur

### Opponent Scoring Drives

OPP	PLAYS	YARDS	TIME	SCORING PLAY
SC	10	47	4:47	Fry 48-yd FG
SC	9	84	3:53	D. Samuel 8-yd run
SC	7	36	3:09	Fry 55-yd FG
MT	10	45	2:53	C. Rooker 39-yd FG
MT	11	79	3:22	J. Richie 1-yd pass from B. Stockstill
MT	3	7	0:30	T. Lee 5-yd pass from B. Stockstill
MT	8	62	2:30	P. Smith 4-yd pass from B. Stockstill
GT	1	81	0:14	Marshall 81-yd pass from Thomas
GT	8	64	4:21	Mills 15-yd run
GT	11	60	2:24	Butker 41-yd FG
GT	10	72	4:49	Mills 4-yd run
GT	5	64	2:46	Mills 5-yd run
GT	3	75	1:21	Lynch 77-yd pass from Jordan
WKU	14	75	3:54	Wales 4-yd run
WKU	2	92	0:40	Fant 61-yd pass from Ferguson
WKU	8	80	2:32	Wales 20-yd run
WKU	10	72	4:27	Nuss 25-yd FG
WKU	2	25	0:00	Johnson 8-yd pass from White

### Scoring Drive Breakdown

Yardage	VANDERBILT		OPPONENT	
	TD	FG	TD	FG
No drive	-	-	-	-
Neg. Yards	-	1	-	-
0-9	1	-	1	-
10-19	-	1	-	-
20-29	1	-	1	-
30-39	1	-	-	1
40-49	1	-	-	2
50-59	1	-	-	-
60-69	2	-	3	1
70-79	5	1	4	1
80-89	-	-	3	-
90-99	-	-	1	-
<b>TOTALS</b>	<b>12</b>	<b>3</b>	<b>13</b>	<b>5</b>

### Game-Opening Drives

OPP	VANDERBILT			OPPONENTS		
	PTS	1STS	YDS	PTS	1STS	YDS
S. Carolina	0	0	3	0	1	5
Middle Tenn.	3	0	-1	0	2	43
@Ga. Tech	7	5	75	7	0	81
@WKU	0	0	1	7	5	75
Florida	0	0	1	7	5	75
@Kentucky						
@Georgia						
Tenn. State						
@Auburn						
@Missouri						
Ole Miss						
Tennessee						
<b>TOTALS</b>	<b>10</b>	<b>5</b>	<b>79</b>	<b>21</b>	<b>13</b>	<b>279</b>

### Second Half-Opening Drives

OPP	VANDERBILT			OPPONENTS		
	PTS	1STS	YDS	PTS	1STS	YDS
S. Carolina	0	0	7	0	0	1
Middle Tenn.	0	1	7	0	1	15
@Ga. Tech	0	3	54	7	4	72
@WKU	7	3	75	0	4	64
Florida						
@Kentucky						
@Georgia						
Tenn. State						
@Auburn						
@Missouri						
Ole Miss						
Tennessee						
<b>TOTALS</b>	<b>7</b>	<b>7</b>	<b>143</b>	<b>7</b>	<b>9</b>	<b>152</b>

### Scoring Drive Superlatives

Most Plays/Result  
Most Yards/Result  
Most Time/Result

**VANDERBILT**  
13/TD vs. South Carolina  
76/TD last at Western Kentucky  
6:06/TD vs. South Carolina

**OPPONENT**  
14/TD last at Western Kentucky  
92/TD at Western Kentucky  
4:49/TD at Georgia Tech



### The Last Vanderbilt Player...

Player scored 3 TDs \_\_\_\_\_ Ralph Webb, at WKU (3, 9/24/2016)  
 Player scored 4 TDs or more \_\_\_\_\_ Earl Bennett, vs. Kentucky (5, 11/12/2005)  
 QB passes for 3 TDs \_\_\_\_\_ Kyle Shumur, at Tennessee (3, 11/28/2015)  
 QB passes for 4+ TDs \_\_\_\_\_ Johnny McCrary, vs. Old Dominion (5, 11/1/2014)  
 QB passed for 200-299 yards \_\_\_\_\_ Kyle Shumur, at WKU (279, 9/24/2016)  
 QB passed for 300-399 yards \_\_\_\_\_ J. McCrary, vs. Austin Peay (368, 9/19/2015)  
 QB passed for 400+ yards \_\_\_\_\_ Chris Nickson, at Kentucky (446, 11/11/2006)  
 70+ yard reception \_\_\_\_\_ Rodgers to Matthews, vs. Tennessee (71, 11/17/2012)  
 Rushed for 100-199 yards \_\_\_\_\_ Ralph Webb, at Tennessee (149, 11/28/2015)  
 Rushed for 200-299 yards \_\_\_\_\_ Ralph Webb, vs. Middle Tennessee (211, 9/10/2016)  
 Rushed for 300+ yards \_\_\_\_\_ Frank Mordica, vs. Air Force (321, 11/18/1978)  
 70+ yard rush \_\_\_\_\_ Ralph Webb, at Florida (74, 11/7/2015)  
 Rushed for 3+ TD \_\_\_\_\_ Jerron Seymour, at Florida (3, 11/9/2013)  
 Receiver had 100-199 yards \_\_\_\_\_ C.J. Duncan, vs. CSU (119, 10/11/2014)  
 Receiver had 200+ yards \_\_\_\_\_ Trent Sherfield, vs. Austin Peay (240, 9/1/2015)  
 Had 3+ TD receptions \_\_\_\_\_ Earl Bennett, vs. Richmond (3, 9/1/2007)  
 Returned kickoff for TD \_\_\_\_\_ Darrius Sims, vs. South Carolina (100, 9/120/2014)  
 Returned punt for TD \_\_\_\_\_ Jonathan Krause, at Wake Forest (83, 11/24/2012)  
 Returned INT for TD \_\_\_\_\_ Oren Burks, vs. Kentucky (30, 11/14/2015)  
 Fumble return for TD \_\_\_\_\_ Adam Butler, vs. UMass (0, 9/13/2014)  
 Kicked three or more FGs \_\_\_\_\_ Tommy Openshaw, at Ole Miss (3, 9/26/2015)  
 Kicked 50+ yard FG \_\_\_\_\_ Carey Spear, at South Carolina (54, 9/14/2013)  
 Had 70+ yard punt \_\_\_\_\_ Tommy Openshaw, vs. Missouri (78, 10/24/2015)  
 Recorded 10+ tackles \_\_\_\_\_ White, Cunningham, vs. MT (10, 9/10/2016)  
 Recorded 3+ tackles for loss \_\_\_\_\_ Z. Cunningham, vs. S. Carolina (3.0, 9/1/2016)  
 Blocked opponent punt \_\_\_\_\_ Andrew Rector, vs. Kentucky (11/14/2015)  
 Returned blocked punt for TD \_\_\_\_\_ Stephen Weatherly, vs. UMass (11, 9/13/2014)  
 Blocked opponent FG \_\_\_\_\_ Nifae Lealao, at Ole Miss (9/26/2015)  
 Blocked a PAT attempt \_\_\_\_\_ Adam Butler, at Georgia (10/4/2014)  
 Scored on safety \_\_\_\_\_ Team, vs. Middle Tennessee (9/10/2016)

### The Last Time Vanderbilt...

Achieved 30+ first downs \_\_\_\_\_ vs. Old Dominion (33, 11/1/2014)  
 Topped 500+ Yards in Total Offense \_\_\_\_\_ vs. Austin Peay (541, 9/19/2015)  
 300 or more passing yards \_\_\_\_\_ vs. Austin Peay (394, 9/19/2015)  
 400 or more passing yards \_\_\_\_\_ vs. Kentucky (446, 11/11/2006)  
 Rushed for 200-299 yards \_\_\_\_\_ vs. Middle Tennessee (231, 9/10/2016)  
 Rushed for 300+ yards \_\_\_\_\_ vs. Presbyterian (410, 9/15/2012)  
 Rushed for 400+ yards \_\_\_\_\_ vs. Presbyterian (410, 9/15/2012)  
 Scored 40 points or more \_\_\_\_\_ vs. Middle Tennessee (47, 9/10/2016)  
 Held foe under 100 total yards \_\_\_\_\_ vs. Chattanooga (93, 9/6/2003)  
 Held foe to less than 200 total yards \_\_\_\_\_ vs. Missouri (188, 10/24/2015)  
 Held foe under 100 rushing yards \_\_\_\_\_ at Florida (93, 11/7/2015)  
 Held foe under 100 passing yards \_\_\_\_\_ Tennessee (92, 11/29/2014)  
 Held foe scoreless \_\_\_\_\_ at Kentucky (40-0, 11/3/2012)

### The Last Opposing Player...

Player scored 3 TDs \_\_\_\_\_ Dedrick Mills, at Georgia Tech (3, 9/17/16)  
 Player scored 4 TDs or more \_\_\_\_\_ Justin Boyles, Duke (4, 10/28/2006)  
 QB passes for 3 TDs \_\_\_\_\_ Brent Stockstill, vs. Middle Tenn. (3, 9/10/2016)  
 QB passes for 4+ TDs \_\_\_\_\_ Johnny Manziel, at Texas A&M (4, 10/26/2013)  
 QB passed for 200-299 yards \_\_\_\_\_ G. Ward Jr., at Houston (221, 10/31/2015)  
 QB passed for 300-399 yards \_\_\_\_\_ B. Stockstill, vs. Middle Tenn. (399, 11/21/2015)  
 QB passed for 400+ yards \_\_\_\_\_ Bo Wallace, Ole Miss (403, 11/10/2012)  
 70+ yard reception \_\_\_\_\_ Jordan to Lynch, at Georgia Tech (77, 9/17/2016)  
 Rushed for 100-199 yards \_\_\_\_\_ Anthony Wales, at WKU (157,9/24/2016)  
 Rushed for 200+ yards \_\_\_\_\_ Arian Foster, Tennessee (223, 11/19/2005)  
 Rushed for 3+ TDs \_\_\_\_\_ Dedrick Mills, at Georgia Tech (3, 9/17/2016)  
 70+ yard rush \_\_\_\_\_ Pharaoh Cooper, vs. So. Carolina (70, 9/20/2014)  
 Receiver had 100-199 yards \_\_\_\_\_ Taywan Taylor, at WKU (112, 9/25/02016)  
 Receiver had 200+ yards \_\_\_\_\_ Craig Yeast, Kentucky (269, 11/13/1998)  
 Had 3+ TD receptions \_\_\_\_\_ Sidney Rice, South Carolina (3, 10/22/2005)  
 Returned kickoff for TD \_\_\_\_\_ Mike Wallace, Ole Miss (98, 9/20/2008)  
 Returned punt for TD \_\_\_\_\_ Cameron Sutton, at Tennessee (85,11/28/2015)  
 Returned INT for TD \_\_\_\_\_ William Jackson III, at Houston (55, 9/12/2015)  
 Fumble return for TD \_\_\_\_\_ Christian Holmes, at Miss. State (51, 11/22/2014)  
 Kicked at least three FGs \_\_\_\_\_ Aaron Medley, at Tennessee (3, 11/28/2015)  
 Kicked 50+ yard FG \_\_\_\_\_ Elliott Fry, vs. South Carolina (55, 9/1/2016)  
 Had 70+ yard punt \_\_\_\_\_ Ryan Janvion, Wake Forest (71, 11/30/2013)  
 Recorded 10+ total tackles \_\_\_\_\_ Keith Brown, at WKU (12, 9/24/2016)  
 Recorded 3+ tackles for loss \_\_\_\_\_ Chris Johnson, at WKU (4.0, 9/24/2016)  
 Blocked VU punt \_\_\_\_\_ Drell Greene, at WKU (9/24/2016)  
 Returned blocked punt for TD \_\_\_\_\_ L. Mathis, Charleston So. (17 yds., 10/11/2014)  
 Blocked VU FG \_\_\_\_\_ Sharrif Floyd, Florida (11/5/2011)  
 Scored on VU safety \_\_\_\_\_ Team, at Tennessee (11/28/2015)

### The Last VU Opponent...

Achieved 30+ first downs in game \_\_\_\_\_ Ole Miss (30, 9/26/2015)  
 Topped 500+ Yards in Total Offense \_\_\_\_\_ at WKU (501, 9/24/2016)  
 300 or more passing yards \_\_\_\_\_ vs. Middle Tennessee (399, 9/10/2016)  
 400 or more passing yards \_\_\_\_\_ Ole Miss, (403 yds., 11/10/2012)  
 Rushed for 200-299 yards \_\_\_\_\_ at WKU (210, 9/24/2016)  
 Rushed for 300-399 yards \_\_\_\_\_ Tennessee (331,11/28/2015)  
 Rushed for 400+ yards \_\_\_\_\_ vs. Georgia Tech (404, 10/31/2009)  
 Scored 40 points or more \_\_\_\_\_ at Tennessee (53,11/28/2015)  
 Held Vanderbilt under 100 total yards \_\_\_\_\_ vs. Texas A&M (148, 11/21/2015)  
 Held Vanderbilt under 200 total yards \_\_\_\_\_ vs. Texas A&M (148, 11/21/2015)  
 Held Vanderbilt under 100 rushing yards \_\_\_\_\_ at Georgia Tech (85, 9/17/2016)  
 Held Vanderbilt under 100 passing yards \_\_\_\_\_ vs. South Carolina (73, 9/1/2016)  
 Held Vanderbilt scoreless \_\_\_\_\_ vs. Texas A&M (25-0, 11/21/2015)



**Vanderbilt Individual Season-Highs**

Rush Attempts	29	Ralph Webb, Middle Tenn.
Yards Rushing	211	Ralph Webb, Middle Tenn.
TD Rushes	3	Ralph Webb, @WKU
Long Rush	49	Ralph Webb, Middle Tenn.
Pass Attempts	29	Kyle Shurmur, @WKU
Pass Completions	18	Kyle Shurmur, @WKU
Yards Passing	279	Kyle Shurmur, @WKU
TD Passes	1 (3x)	last Kyle Shurmur, @WKU
Long Pass	66	Kyle Shurmur, @WKU
Receptions	5	C.J. Duncan, @WKU
Yards Receiving	66	C.J. Duncan, Caleb Scott, @WKU
TD Receptions	1 (3x)	last Nathan Marcus, @WKU
Long Reception	24	Caleb Scott, @WKU
Field Goals	1 (3x)	Tommy Openshaw, @WKU
Long Field Goal	36	Tommy Openshaw, South Carolina
Punts	8	Sam Loy, @Georgia Tech
Punting Avg.	49.2	Sam Loy, Middle Tenn.
Long Punt	59	Sam Loy, Middle Tenn.
Punts Inside 20	3	Sam Loy, Middle Tenn.
Long Punt Return	11	Kalija Lipscomb, Middle Tenn.
Long Kickoff Return	47	Darius Sims, Middle Tenn.
Tackles	12	Zach Cunningham, South Carolina
Sacks	1.0 (3x)	last Oren Burks, @WKU
Tackles for Loss	3.0	Zach Cunningham, South Carolina
Interceptions	1 (3x)	last Tre Herndon, @WKU

**Vanderbilt Team Game-Highs**

Rushes	45	Middle Tennessee
Yards Rushing	231	Middle Tennessee
Yards per Rush	5.1	Middle Tennessee
TD Rushes	5	Middle Tennessee
Pass Attempts	29	@WKU
Pass Completions	18	@WKU
Yards Passing	279	@WKU
Yards per Pass Comp.	15.5	@WKU
TD Passes	1 (3x)	last @WKU
Total Plays	73	Middle Tennessee
Total Offense	389	@WKU
Yards per Play	5.5	@WKU
Points	47	Middle Tennessee
Sacks By	1 (3x)	last @WKU
First Downs	20	Middle Tennessee
Penalties	5 (2x)	last @WKU
Penalty Yards	51	@WKU
Turnovers	1 (3x)	last @WKU
Interceptions By	1 (3x)	last @WKU
Punts	8 (2x)	last @Georgia Tech
Punting Avg.	40.1	@Georgia Tech
Long Punt	59	Middle Tennessee
Punts Inside 20	3	Middle Tennessee

**Vanderbilt's Longest Plays**

Rushing	49	Middle Tennessee
Passing	66	@WKU
Field Goal	36	South Carolina
Punt	59	Middle Tennessee
Punt Return	11	Middle Tennessee
Kickoff Return	47	Middle Tennessee
Interception Return	59	Middle Tennessee
Fumble Return	55	Middle Tennessee

**Opponent Individual Season-Highs**

Rush Attempts	24	Anthony Wales, @WKU
Yards Rushing	157	Anthony Wales, @WKU
TD Rushes	3	Dedrick Mills, @Georgia Tech
Long Rush	29 (2x)	last Anthony Wales, @WKU
Pass Attempts	65	Brent Stockstill, Middle Tenn.
Pass Completions	38	Brent Stockstill, Middle Tenn.
Yards Passing	399	Brent Stockstill, Middle Tenn.
TD Passes	3	Brent Stockstill, Middle Tenn.
Long Pass	81	Justin Thomas, @Georgia Tech
Receptions	14	Richie James, Middle Tenn.
Yards Receiving	183	Richie James, Middle Tenn.
TD Receptions	1 (7x)	last N. Fant, S. Johnson, @WKU
Long Reception	81	Marcus Marshall, @Georgia Tech
Field Goals	2	Elliott Fry, South Carolina
Long Field Goal	55	Elliott Fry, South Carolina
Punts	7	Sean Kelly, South Carolina
Punting Avg.	42.5	Ryan Rodwell, @Georgia Tech
Long Punt	50	Ryan Rodwell, @Georgia Tech
Punts Inside 20	3	Sean Kelly, South Carolina
Long Punt Return	7	Deebo Samuel, South Carolina
Long Kickoff Return	33	D. Anderson, Middle Tenn.
Tackles	12 (2x)	last Keith Brown, @WKU
Sacks	1.0 (5x)	last Three Tied, @WKU
Tackles for Loss	4.0	Chris Johnson, @WKU
Interceptions	1 (2x)	last L. Johnson, @WKU

**Opponent Team Game-Highs**

Rushes	46	@Georgia Tech
Yards Rushing	289	@Georgia Tech
Yards per Rush	6.4	@WKU
TD Rushes	3	@Georgia Tech
Pass Attempts	65	Middle Tennessee
Pass Completions	38	Middle Tennessee
Yards Passing	399	Middle Tennessee
Yards per Pass Comp.	27.8	@Georgia Tech
TD Passes	3	Middle Tennessee
Total Plays	86	Middle Tennessee
Total Offense	511	@Georgia Tech
Yards per Play	8.1	@Georgia Tech
Points	38	@Georgia Tech
Sacks By	3	@WKU
First Downs	27	@WKU
Penalties	11	@WKU
Penalty Yards	92	Middle Tennessee
Turnovers	3	@WKU
Interceptions By	1 (2x)	@WKU
Punts	7	South Carolina
Punting Avg.	42.5	@Georgia Tech
Long Punt	50	@Georgia Tech
Punts Inside 20	3	South Carolina

**Opponent's Longest plays**

Rushing	29 (2x)	last @WKU
Passing	81	@Georgia Tech
Field Goal	55	South Carolina
Punt	50	@Georgia Tech
Punt Return	20	Middle Tennessee
Kickoff Return	33 (2x)	last @Georgia Tech
Interception Return	64	@Georgia Tech
Fumble Return	0	Middle Tennessee



## 2016 VANDERBILT COMMODORES

Roster A-Z			#	Name	Pos.	Ht.	Wt.	Year	CL	Hometown/High School (Other)
			2	Deuce Wallace	QB	6-2	205	Fr.	HS	Sevierville, Tenn./Sevier Co.
94	Torey Agee	DL	2	Arnold Tarpley	S	6-1	200	Jr.	2L	Pittsburgh, Pa./Central Catholic
66	Zach Aguirre	OL	3	Taurean Ferguson	CB	5-9	190	Jr.	2L	Jonesboro, Ga./Jonesboro
88	Kyle Anderton	TE	3	Shawn Stankavage	QB	6-2	201	R-So.	RS	Durham, N.C./Cardinal Gibbons
53	Sean Auwae-McMoore	OL	4	Donaven Tennyson	WR	5-10	164	Fr.	HS	Richmond, Va./Benedictine Prep
24	Jalen Banks	S	4	John Webb	QB	6-0	200	So.	SQ	Dallas, Texas/St. Mark's
38	Gil Barksdale	DB	5	Torren McGaster	CB	6-0	198	Sr.	3L	Daphne, Ala./Daphne
91	Drew Birchmeier	DL	6	Darius Sims	WR	5-9	191	Sr.	3L	Memphis, Tenn./Whitehaven
23	Khari Blasingame	RB	7	Emmanuel Smith	S	6-2	219	Jr.	2L	Murfreesboro, Tenn./Oakland
52	Nigel Bowden	ILB	7	Ralph Webb	RB	5-10	202	Jr.	2L	Gainesville, Fla./Gainesville
20	Oren Burks	OLB	8	Joejuan Williams	CB	6-3	202	Fr.	HS	Nashville, Tenn./Father Ryan
69	Adam Butler	DL	9	Caleb Peart	OLB	6-1	234	R-Fr.	RS	Gilbert, Ariz./Hamilton
77	Devin Cochran	OL	9	Caleb Scott	WR	6-1	202	Jr.	2L	Suwanee, Ga./North Gwinnett
35	Frank Coppet	CB	10	Trent Sherfield	WR	6-1	200	Jr.	2L	Danville, Ill./Danville
22	Josh Crawford	RB	11	Jackson Winrow	WR	6-1	182	Fr.	HS	Shawnee, Okla./Shawnee
64	Delando Crooks	OL	11	Charles Wright	OLB	6-3	237	R-So.	1L	Irvine, Calif./Beckman
41	Zach Cunningham	ILB	12	Wade Freebeck	QB	6-5	225	Jr.	2L	Davie, Fla./St. Thomas Aquinas
70	Darion DeBrossard	DL	12	Zaire Jones	S	6-0	193	Fr.	HS	Meridian, Miss./Meridian
76	Egidio DellaRipa	OL	13	LaDarius Wiley	S	6-1	205	R-So.	1L	Los Angeles, Calif./Cathedral
84	Sam Dobbs	TE	14	Kyle Shurmur	QB	6-4	223	So.	HS	Philadelphia, Pa./LaSalle College
18	Chandler Dorrell	WR	14	Ryan White	S	5-10	188	Jr.	2L	Louisville, Ky./Trinity
89	Sean Dowling	TE	15	Elijah Hamilton	CB	6-2	195	Fr.	HS	Roswell, Ga./Blessed Trinity Catholic
19	C.J. Duncan	WR	16	Kalija Lipscomb	WR	6-1	190	Fr.	HS	New Orleans, La./Jesuit
36	Trey Ellis	WR	17	Tommy Openshaw	K/P	6-2	195	Jr.	2L	Jacksonville, Fla./Creekside
3	Taurean Ferguson	CB	18	Chandler Dorrell	WR	5-11	188	Sr.	2L	Nashville, Tenn./St. Thomas Aquinas
55	David Floyd	OL	19	C.J. Duncan	WR	5-11	203	R-So.	1L	Montgomery, Ala./St. James School
12	Wade Freebeck	QB	19	Sam Loy	P	6-1	195	Fr.	HS	San Clemente, Calif./Catholic
27	Jaire George	RB	20	Oren Burks	STAR	6-3	222	R-Jr.	2L	Fairfax Station, Va./South Co.
56	Barrett Gouger	OL	21	Donovan Sheffield	CB	5-11	190	So.	1L	Nashville, Tenn./Ensworth
75	Bailey Granier	OL	22	Josh Crawford	RB	5-10	202	So.	1L	Wetumpka, Ala./Edgewood Academy
43	Jordan Griffin	ILB	23	Khari Blasingame	RB	6-1	235	R-So.	1L	New Market, Ala./Buckhorn
98	Ryley Guay	K	24	Jalen Banks	S	5-11	204	R-Jr.	2L	Markham, Ill./Thornton Township
87	Winston Guillory	WR	25	Josh Smith	ILB	6-3	236	So.	1L	Murfreesboro, Tenn./Oakland
15	Elijah Hamilton	CB	26	Andrew Rector	S	6-0	198	So.	1L	Nashville, Tenn./Father Ryan
60	Cole Hardin	OL	27	Jaire George	RB	6-1	210	R-Fr.	RS	Hyattville, Md./DeMatha Catholic
42	Kenny Hebert	OLB	28	Dallas Rivers	RB	6-1	225	Jr.	2L	Stone Mtn., Ga./Stephenson
31	Tre Herndon	CB	29	Austin Quillen	S	5-11	190	Fr.	HS	Jenks, Okla./Jenks
33	Jay Hockaday	ILB	30	Bryce Lewis	CB	6-0	185	R-So.	1L	Lilburn, Ga./Parkview
74	Will Holden	OL	31	Tre Herndon	CB	6-1	188	Jr.	2L	Chattanooga, Tenn./East Hamilton
56	Bradyn Jasper	LB	32	Jamauri Wakefield	RB	6-1	215	Fr.	HS	Jacksonville, Fla./Providence
50	Andrew Jelks	OL	33	Jay Hockaday	ILB	6-3	220	So.	1L	Nashville, Tenn./Christ Presbyterian
37	Wilson Johnson	SN	34	Dare Odeyingbo	DE	6-2	262	So.	1L	Irving, Texas/Cistercian Prep
12	Zaire Jones	S	35	Frank Coppet	CB	5-11	185	Fr.	HS	Ft. Lauderdale, Fla./St. Thomas Aquinas
65	Braden Kopp	OL	36	Trey Ellis	WR	5-9	170	Jr.	2L	Charlotte, N.C./Ardrey Kell
77	Nifae Lealao	DL	37	Wilson Johnson	SN	6-0	212	Sr.	1L	Nashville, Tenn./Montgomery Bell
93	Hayden Lekacz	PK	38	Gil Barksdale	DB	5-10	180	Fr.	HS	Solon, Ohio/Solon
30	Bryce Lewis	CB	39	Bailey McElwain	FB	6-0	238	Fr.	HS	Trussville, Ala./Hewitt-Trussville
16	Kalija Lipscomb	WR	40	Baffour Osei	RB	5-8	180	Jr.	SQ	Oxnard, Calif./Oaks Christian
19	Sam Loy	P	40	Ja'karrri Thomas	ILB	6-1	225	Sr.	3L	Tallahassee, Fla./Godby
83	Nathan Marcus	TE	41	Zach Cunningham	ILB	6-4	230	R-Jr.	2L	Pinson, Ala./Pinson Valley
45	Cody Markel	TE	42	Kenny Hebert	OLB	6-4	220	Fr.	HS	New Orleans, La./Holy Cross
54	Kade Mayle	DL	43	Jordan Griffin	ILB	6-1	224	So.	1L	Tampa, Fla./Armwood
39	Bailey McElwain	FB	44	Nehemiah Mitchell	DL	6-4	260	Sr.	1L	Hayward, Calif./CC-San Francisco
5	Torren McGaster	CB	45	Cody Markel	TE	6-4	240	Fr.	HS	Middleton, Wisc./Middleton
48	Andre Mintze	OLB	46	Reese Wilson	WR	5-10	165	So.	HS	Rockwall, Texas/Rockwall-Heath
			47	Tommy Schiager	FB	6-0	220	Fr.	HS	Portland, Ore./Sunset



## 2016 VANDERBILT COMMODORES

#	Name	Pos.	Ht.	Wt.	Year	CL	Hometown/High School (Other)
48	Andre Mintze	OLB	6-3	225	Fr.	HS	Philadelphia, Pa./Imhotep Institute
48	Jacob Schultz	SN	6-4	235	Sr.	1L	Murfreesboro, Tenn./Siegel
49	Jonathan Wynn	DE	6-4	258	R-Jr.	2L	Stone Mtn., Ga./Stephenson
50	Andrew Jelks	OL	6-6	305	Sr.	2L	Paris, Tenn./Henry Co.
51	Davis Winkie	SN	6-4	250	Jr.	SQ	Cumming, Ga./South Forsyth
52	Nigel Bowden	ILB	6-1	240	R-Jr.	2L	Macon, Ga./Central
53	Sean Auwae-McMoore	OL	6-5	308	Fr.	HS	Kapolei, Hawaii/Kapolei
54	Kade Mayle	DL	6-3	275	Jr.	SQ	McConnelsville, Ohio/Morgan
55	David Floyd	OL	6-5	290	Fr.	HS	Nashville, Tenn./Lipscomb Academy
56	Barrett Gouger	OL	6-4	305	Sr.	3L	Soddy Daisy, Tenn./Baylor
56	Bradyn Jasper	ILB	6-1	245	Jr.	SQ	Washington, Mo./St. Francis Borgia
57	Ean Pfeifer	OL	6-4	290	R-Fr.	RS	Bentonville, Ark./Bentonville
57	Josiah Sa'o	DL	6-2	290	Fr.	HS	San Diego, Calif./Kearney
58	Justin Skule	OL	6-6	305	So.	1L	Clifton, Va./Centreville
60	Cole Hardin	OL	6-4	305	R-So.	1L	Florence, Ala./Florence
61	Bruno Reagan	OL	6-3	310	R-So.	1L	Clarksville, Tenn./Clarksville
64	Delando Crooks	OL	6-5	305	R-Jr.	2L	Atlanta, Ga./Carver
65	Braden Kopp	OL	6-5	280	Fr.	HS	Houston, Texas/Houston Christian
66	Zach Aguirre	OL	6-2	292	Fr.	HS	Mission Viejo, Calif./Mater Dei
69	Adam Butler	DL	6-4	295	Sr.	3L	Duncanville, Texas/Duncanville
70	Darion DeBrossard	DL	6-4	290	R-Fr.	RS	Snellville, Ga./Shiloh
71	Jared Southers	OL	6-4	308	R-Fr.	RS	South Orange, N.J./Seton Hall Prep
74	Will Holden	OL	6-6	312	Sr.	3L	Green Cove Springs, Fla./Clay
74	Jay Woods	DL	6-3	285	R-Jr.	2L	Jackson, Ga./Jackson
75	Bailey Granier	OL	6-6	320	So.	1L	Galliano, La./South Lafourche
76	Egidio DellaRipa	OL	6-4	295	Jr.	SQ	Castaic, Calif./College of the Canyons
77	Devin Cochran	OL	6-7	305	Fr.	HS	Norcross, Ga./Greater Atl. Christian
77	Nifae Lealao	DL	6-5	312	Jr.	2L	Sacramento, Calif./Capital Christian
80	Jared Pinkney	TE	6-4	250	R-Fr.	RS	Norcross, Ga./Norcross
81	Zack Smith	WR	6-3	198	Fr.	HS	Mariposa, Calif./Mariposa Co.
82	Turner Cockrell	TE	6-5	220	Fr.	HS	Acworth, Ga./Allatonna
83	Nathan Marcus	TE	6-5	244	Jr.	2L	Glen Ellyn, Ill./Glenbard West
84	Sam Dobbs	TE	6-4	220	So.	1L	Douglasville, Ga./Landmark Christian
85	DeAndre Woods	TE	6-3	238	Jr.	2L	Clay, Ala./Clay-Chalkville
86	Latevius Rayford	WR	6-1	201	Sr.	3L	Memphis, Tenn./Central
87	Winston Guillory	WR	5-11	170	So.	SQ	Dallas, Texas/Episcopal
88	Kyle Anderton	TE	6-4	255	So.	1L	Hendersonville, Tenn./Station Camp
89	Sean Dowling	TE	6-5	265	Sr.	2L	Fallbrook, Calif./Fallsbrook Union
90	Cameron Tidd	DL	6-3	275	Fr.	HS	Greenwood, Ind./Center Grove
91	Drew Birchmeier	DL	6-4	280	Fr.	HS	Midlothian, Va./Cosby
93	Hayden Lekacz	PK	6-0	195	Jr.	2L	Glen Ellyn, Ill./Glenbard West
94	Torey Agee	DL	6-4	285	Sr.	3L	Opelika, Ala./Opelika
95	Riley Tindol	DL	6-5	267	Jr.	SQ	Billingsley, Ala./Autauga Academy
97	Reid Nelson	P	6-2	215	Jr.	SQ	Hueytown, Ala./Hueytown
98	Riley Guay	K	5-10	190	Fr.	HS	Naperville, Ill./Benet Academy
99	Landon Stokes	OLB	6-4	240	R-Jr.	2L	Orlando, Fla./Lake Highland Prep

Roster A-Z		
#	Name	Pos.
44	Nehemiah Mitchell	DL
97	Reid Nelson	P
34	Dare Odeyingbo	DE
17	Tommy Openshaw	K/P
40	Baffour Osei	RB
9	Caleb Peart	OLB
57	Ean Pfeifer	OL
80	Jared Pinkney	TE
29	Austin Quillen	S
86	Latevius Rayford	WR
61	Bruno Reagan	OL
29	Andrew Rector	S
28	Dallas Rivers	RB
57	Josiah Sa'o	DL
47	Tommy Schiager	FB
48	Jacob Schultz	SN
9	Caleb Scott	WR
21	Donovan Sheffield	CB
10	Trent Sherfield	WR
14	Kyle Shurmur	QB
6	Darrius Sims	WR
58	Justin Skule	OL
7	Emmanuel Smith	S
25	Josh Smith	ILB
71	Jared Southers	OL
3	Shawn Stankavage	QB
99	Landon Stokes	OLB
2	Arnold Tarpley	S
4	Donaven Tennyson	WR
40	Ja'kari Thomas	ILB
90	Cameron Tidd	DL
95	Riley Tindol	DL
32	Jamauri Wakefield	RB
2	Deuce Wallace	QB
4	John Webb	QB
7	Ralph Webb	RB
14	Ryan White	S
13	LaDarius Wiley	S
8	Joejuan Williams	CB
46	Reese Wilson	WR
51	Davis Winkie	SN
11	Jackson Winrow	WR
85	DeAndre Woods	TE
74	Jay Woods	DL
11	Charles Wright	OLB
49	Jonathan Wynn	DE

### Pronunciations

#### PLAYERS

Khari (**car-EE**) Blasingame  
 Jaire (**JIE-air**) George  
 Bailey Granier (**graun-YAE**)  
 Barrett Gouger (**gow-GURR**)  
 Nifae (**nee-FY**) Lealao (**lee-AL-ow**)  
 Hayden Lekacz (**la-koch**)  
 Dare (**dar-EE**) Odeyingbo (**O-duh-yeng-BO**)  
 Caleb Peart (**peert**)  
 Latevius (**la-TAY-vee-us**) Rayford

Darrius (**Dare-ee-us**) Sims  
 Ja'kari (**jah-CAR-ee**) Thomas  
 Riley Tindol (**ten-doll**)

#### COACHES

Gerry (**Jerry**) Gdowski (**Guh-DOW-ski**)

### Roster by Class

#### PLAYERS

Seniors - 13  
 Juniors - 31  
 Sophomores - 23  
 RS-Freshmen - 6  
 Freshmen - 21




## VANDERBILT DEPTH CHART



**Kyle Shurmur** | QB

Shurmur posted career-bests with 279 yards and 18 completions and also led the game-tying drive, going 75 yards in just 62 seconds.



**Tre Herndon** | CB

Herndon picked off his first career pass in win at Western Kentucky last week, making five tackles.

### Offense

<b>WR</b>	10 Trent Sherfield	6-1, 200, Jr.
	9 Caleb Scott	6-2, 204, Jr.
	6 Darrius Sims	5-9, 191, Sr.
<b>TE</b>	83 Nathan Marcus	6-5, 244, R-Jr.
	80 Jared Pinkney	6-4, 250, R-Fr.
<b>LT</b>	74 Will Holden	6-6, 312, Sr.
	77 Devin Cochran	6-7, 305, Fr.
<b>LG</b>	64 Delando Crooks	6-5, 305, R-Jr.
	57 Ean Pfeifer	6-4, 290, R-Fr.
<b>C</b>	56 Barrett Gouger	6-4, 305, Sr.
	60 Cole Hardin	6-4, 305, R-So.
<b>RG</b>	61 Bruno Reagan	6-3, 310, R-So.
	75 Bailey Granier	6-6, 320, R-So.
<b>RT</b>	58 Justin Skule	6-6, 305, So.
	71 Jared Southers	6-4, 308, R-Fr.
<b>QB</b>	14 Kyle Shurmur	6-4, 223, So.
	12 Wade Freebeck	6-5, 225, Jr.
<b>RB</b>	7 Ralph Webb	5-10, 202, Jr.
	23 Khari Blasingame	6-1, 235, R-So.
<b>FB</b>	39 Bailey McElwain	6-0, 238, Fr.
	28 Dallas Rivers	6-1, 225, Jr.
<b>WR</b>	16 Kalija Lipscomb	6-1, 190, Fr.
	19 C.J. Duncan	5-11, 203, R-Jr.
	86 Latevius Rayford	6-1, 201, Sr.

### Defense

<b>DL</b>	49 Jonathan Wynn	6-4, 258, R-Jr.
	34 Dare Odeyingbo	6-2, 262, So.
<b>DL</b>	69 Adam Butler	6-4, 295, Sr.
	94 Torey Agee	6-4, 285, Sr.
<b>DL</b>	77 Nifae Lealao	6-5, 312, Jr.
	74 Jay Woods	6-3, 285, R-Jr.
	44 Nehemiah Mitchell	6-4, 260, Sr.
<b>OLB</b>	99 Landon Stokes	6-4, 240, R-Jr.
	11 Charles Wright	6-3, 237, R-So.
<b>ILB</b>	41 Zach Cunningham	6-4, 230, R-Jr.
	25 Josh Smith	6-3, 236, So.
<b>ILB</b>	52 Nigel Bowden	6-1, 240, R-Jr.
	40 Ja'karri Thomas	6-1, 225, Sr.
	43 Jordan Griffin	6-1, 224, R-So.
<b>OLB</b>	20 Oren Burks	6-3, 222, R-Jr.
	9 Caleb Peart	6-1, 234, R-Fr.
<b>CB</b>	31 Tre Herndon	6-1, 188, Jr.
	30 Bryce Lewis	6-0, 185, R-So.
<b>SS</b>	14 Ryan White	5-10, 188, R-Jr.
	7 Emmanuel Smith	6-2, 219, Jr.
<b>FS</b>	13 LaDarius Wiley	6-1, 205, R-So.
	2 Arnold Tarpley	6-1, 200, Jr.
<b>CB</b>	5 Torren McGaster	6-0, 198, Sr.
	3 Taurean Ferguson	5-9, 190, R-Jr.

### Special Teams

<b>K</b>	17 Tommy Openshaw	6-2, 195, R-Jr.
	98 Ryley Guay	5-10, 190, Fr.
<b>P</b>	19 Sam Loy	6-1, 195, Fr.
	97 Reid Nelson	6-2, 215, Jr.
<b>H</b>	37 Wilson Johnson	6-0, 212, Sr.
	97 Reid Nelson	6-2, 215, Jr.
<b>PR</b>	16 Kalija Lipscomb	6-1, 190, Fr.
	14 Ryan White	5-10, 188, R-Jr.
<b>KR</b>	6 Darrius Sim	5-9, 191, Sr.
	7 Ralph Webb	5-10, 202, Jr.
	19 C.J. Duncan	5-11, 203, R-Jr.
<b>SN</b>	37 Wilson Johnson	6-0, 212, Sr.
	or 48 Jacob Schultz	6-4, 235, Sr.



**OFF. STARTERS**

	WR	WR	WR/TE/FB	TE	QB	RB	LT	LG	C	RG	RT
South Carolina	Sherfield	Lipscomb	Pinkney (TE)	Marcus	Shurmur	Webb	Holden	Crooks	Gouger	Reagan	Skule
Middle Tennessee	Sherfield	Lipscomb	McElwain (FB)	Marcus	Shurmur	Webb	Holden	Crooks	Gouger	Reagan	Skule
at Georgia Tech	Sherfield	Lipscomb	McElwain (FB)	Marcus	Shurmur	Webb	Holden	Crooks	Gouger	Reagan	Skule
at Western Kentucky	Sherfield	Lipscomb	Duncan (WR)	Pinkney	Shurmur	Webb	Holden	Crooks	Gouger	Reagan	Skule
Florida											
at Kentucky											
at Georgia											
Tennessee State											
at Auburn											
at Missouri											
Ole Miss											
Tennessee											

**DEF. STARTERS**

	DL	DL	DL	OLB	ILB	ILB	OLB	CB	SS	FS	CB
South Carolina	Wynn	Butler	Lealao	Burks	Cunningham	Bowden	Ferguson (N)	Herndon	White	Wiley	McGaster
Middle Tennessee	Ferguson (N)	Butler	Lealao	Burks	Cunningham	Bowden	Stokes	Herndon	White	Wiley	McGaster
at Georgia Tech	Wynn	Butler	Lealao	Burks	Cunningham	Bowden	Stokes	Herndon	White	Wiley	McGaster
at Western Kentucky	Wynn	Butler	Ferguson (N)	Burks	Cunningham	J. Thomas	Stokes	Herndon	White	Wiley	McGaster
Florida											
at Kentucky											
at Georgia											
Tennessee State											
at Auburn											
at Missouri											
Ole Miss											
Tennessee											

**EXPERIENCE ANALYSIS**

The chart below shows Vanderbilt's offensive and defensive starting lineups over the last five years with numbers representing total starts by classes and percentages of total starts for the entire season.

Season	G	SR	JR	SO	FR	UpperCI%
2016	4 (2-2)	17 (19.3%)	46 (52.3%)	17 (19.3%)	8 (9.1%)	71.6%
2015	12 (4-8)	64 (24.2%)	79 (29.9%)	107 (40.5%)	14 (5.3%)	54.2%
2014	12 (3-9)	50 (18.9%)	72 (27.3%)	67 (25.4%)	75 (28.4%)	46.2%
2013	13 (9-4)	146 (51.1%)	62 (21.7%)	49 (17.1%)	29 (10.1%)	72.7%
2012	13 (9-4)	96 (33.6%)	122 (42.7%)	50 (17.5%)	18 (6.3%)	76.2%
2011	13 (6-7)	87 (30.4%)	106 (37.1%)	81 (28.3%)	12 (4.2%)	67.5%

**SEASON/CAREER STARTS**

OFFENSE	2016	2015	2014	2013	2012	TOT	STRK	DEFENSE	2016	2015	2014	2013	2012	TOT	STRK
R. Webb	4	12	12	-	-	28	28	A. Butler	4	8	9	6	-	27	4
W. Holden	4	12	10	0	-	26	26	T. McGaster	4	11	11	1	-	27	7
A. Jelks	0	-	12	10	-	22	0	O. Burks	4	12	7	-	-	23	20
L. Rayford	0	3	10	0	-	13	0	Z. Cunningham	4	9	5	0	-	18	12
T. Sherfield	4	12	0	-	-	16	16	N. Bowden	3	2	11	-	-	16	0
B. Gouger	4	10	0	1	-	15	4	T. Herndon	4	12	0	-	-	16	16
C. Scott	0	9	1	-	-	10	0	J. Woods	0	5	5	-	-	10	0
C. Duncan	1	0	9	-	-	10	1	T. Ferguson	3	1	6	-	-	10	1
K. Shurmur	4	5	-	-	-	9	7	J. Wynn	3	4	2	-	-	8	2
N. Marcus	3	2	3	-	-	8	0	L. Stokes	3	5	0	-	-	8	2
D. Sims	0	6	0	0	-	6	0	N. Mitchell	0	7	-	-	-	7	0
B. Reagan	4	2	-	-	-	6	6	A. Tarpley	0	7	0	-	-	7	0
J. Skule	4	2	-	-	-	6	4	N. Lealao	3	4	0	-	-	7	0
D. Crooks	4	1	0	-	-	5	4	R. White	4	1	1	-	-	6	4
K. Lipscomb	4	-	-	-	-	4	4	L. Wiley	4	0	0	-	-	4	4
W. Freebeck	0	0	4	-	-	4	0	E. Smith	0	2	0	-	-	2	0
B. Granier	0	3	-	-	-	3	0	J. Thomas	1	0	1	0	-	2	1
J. Pinkney	3	-	-	-	-	3	1	T. Agee	0	1	0	0	-	1	0
S. Dowling	0	2	0	0	-	2	0								
B. McElwain	2	-	-	-	-	2	0								
K. Blasingame	0	1	-	-	-	1	0								
S. Dobbs	0	1	-	-	-	1	0								



## 2016 STATISTICS

SCORE (qtr)	1ST	2ND	3RD	4TH	OT	TOTAL
VANDERBILT	15	42	7	24	7	95
OPPONENTS	31	17	24	27	6	105

### TEAM STATISTICS

	VANDERBILT	OPPONENT
<b>SCORING</b>	<b>95</b>	<b>105</b>
Points Per Game	23.8	26.2
<b>FIRST DOWNS</b>	<b>70</b>	<b>87</b>
Rushing	30	36
Passing	32	46
Penalty	8	5
<b>RUSHING YARDAGE</b>	<b>595</b>	<b>711</b>
Yards gained rushing	680	774
Yards lost rushing	85	63
Rushing Attempts	159	132
Average Per Rush	3.7	5.4
Average Per Game	148.8	177.8
TDs Rushing	9	6
<b>PASSING YARDAGE</b>	<b>655</b>	<b>1099</b>
Att-Comp-Int	111-61-2	153-86-3
Average Per Pass	5.9	7.2
Average Per Catch	10.7	12.8
Average Per Game	163.8	274.8
TDs Passing	3	7
<b>TOTAL OFFENSE</b>	<b>1250</b>	<b>1810</b>
Total Plays	270	285
Average Per Play	4.6	6.4
Average Per Game	312.5	452.5
<b>KICK RETURNS: #-Yards</b>	<b>12-290</b>	<b>6-131</b>
<b>PUNT RETURNS: #-Yards</b>	<b>6-25</b>	<b>6-22</b>
<b>INT RETURNS: #-Yards</b>	<b>3-59</b>	<b>2-74</b>
<b>KICK RETURN AVERAGE</b>	<b>24.2</b>	<b>21.8</b>
<b>PUNT RETURN AVERAGE</b>	<b>4.2</b>	<b>3.7</b>
<b>INT RETURN AVERAGE</b>	<b>19.7</b>	<b>37.0</b>
<b>FUMBLES-LOST</b>	<b>4-1</b>	<b>8-5</b>
<b>PENALTIES-Yards</b>	<b>19-169</b>	<b>31-286</b>
Average Per Game	42.2	71.5
<b>PUNTS-Yards</b>	<b>27-1011</b>	<b>18-729</b>
Average Per Punt	37.4	40.5
Net punt average	35.9	36.9
<b>TIME OF POSSESSION/Game</b>	<b>31:47</b>	<b>28:13</b>
<b>3RD-DOWN Conversions</b>	<b>20/56</b>	<b>27/62</b>
3rd-Down Pct	36%	44%
<b>4TH-DOWN Conversions</b>	<b>1/4</b>	<b>2/6</b>
4th-Down Pct	25%	33%
<b>SACKS BY-Yards</b>	<b>3-15</b>	<b>7-54</b>
<b>MISC YARDS</b>	<b>0</b>	<b>0</b>
<b>TOUCHDOWNS SCORED</b>	<b>12</b>	<b>13</b>
<b>FIELD GOALS-ATTEMPTS</b>	<b>3-4</b>	<b>5-7</b>
<b>ON-SIDE KICKS</b>	<b>0-0</b>	<b>0-0</b>
<b>RED-ZONE SCORES</b>	<b>15-15 100%</b>	<b>11-17 65%</b>
<b>RED-ZONE TOUCHDOWNS</b>	<b>12-15 80%</b>	<b>10-17 59%</b>
<b>PAT-ATTEMPTS</b>	<b>12-12 100%</b>	<b>12-12 100%</b>
<b>ATTENDANCE</b>	<b>59931</b>	<b>65590</b>
Games/Avg Per Game	2/29966	2/32795

### GAME RESULTS

DATE	OPPONENT	W/L SCORE	OVERALL	CONF.	TIME	ATT.
9/1	S. Carolina	L 13-10	0-1	0-1	3:26	30,304
9/10	Middle Tenn.	W 47-24	1-1	0-1	3:41	29,627
9/17	at Ga. Tech	L 38-7	1-2	0-1	3:08	41,916
9/24	at WKU	W 31-30 (OT)	2-2	0-1	3:38	23,774
10/1	Florida					
10/8	at Kentucky					
10/15	at Georgia					
10/22	Tennessee St.					
11/5	at Auburn					
11/12	at Missouri					
11/19	Ole Miss					
11/26	Tennessee					

### INDIVIDUAL STATISTICS

PASSING	GP	EFF.	ATT-COMP-INT	PCT	YARDS	TD	LONG	AVG/G
Kyle Shurmur	4	109.98	58-105-2	55.2	614	3	66	153.5
Wade Freebeck	2	107.40	3-6-0	50.0	41	0	22	20.5
<b>Total</b>	<b>4</b>	<b>109.84</b>	<b>61-111-2</b>	<b>55.0</b>	<b>655</b>	<b>3</b>	<b>66</b>	<b>163.8</b>
Opponents	4	127.72	86-153-3	56.2	1099	7	81	274.8

RUSHING	GP	ATT	GAIN	LOSS	NET	AVG	TD	LONG	AVG/G
Ralph Webb	4	94	486	14	472	5.0	5	49	118.0
K. Blasingame	4	32	118	1	117	3.7	3	13	29.2
Trent Sherfield	4	2	13	0	13	6.5	0	9	3.2
Dallas Rivers	4	7	14	1	13	1.9	1	4	3.2
Wade Freebeck	2	3	9	0	9	3.0	0	7	4.5
Josh Crawford	2	3	7	1	6	2.0	0	5	3.0
Kalija Lipscomb	4	1	0	1	-1	-1.0	0	0	-0.2
Tommy Openshaw	4	1	0	2	-2	-2.0	0	0	-0.5
D. Tennyson	3	1	0	3	-3	-3.0	0	0	-1.0
Darrius Sims	3	1	0	6	-6	-6.0	0	0	-2.0
Kyle Shurmur	4	14	33	56	-23	-1.6	0	11	-5.8
<b>Total</b>	<b>4</b>	<b>159</b>	<b>680</b>	<b>85</b>	<b>595</b>	<b>3.7</b>	<b>9</b>	<b>49</b>	<b>148.8</b>
Opponents	4	132	774	63	711	5.4	6	29	177.8

RECEIVING	GP	No.	YARDS	AVG	TD	LONG	AVG/G
Kalija Lipscomb	4	11	146	13.3	2	45	36.5
C.J. Duncan	4	9	110	12.2	0	31	27.5
Jared Pinkney	4	8	97	12.1	0	23	24.2
Trent Sherfield	4	8	86	10.8	0	24	21.5
Ralph Webb	4	8	42	5.2	0	24	10.5
Caleb Scott	4	4	97	24.2	0	66	24.2
Nathan Marcus	4	4	28	7.0	1	9	7.0
Sam Dobbs	4	3	21	7.0	0	13	5.2
K. Blasingame	4	2	9	4.5	0	9	2.2
Dallas Rivers	4	1	7	7.0	0	7	1.8
Sean Dowling	4	1	6	6.0	0	6	1.5
Bailey McElwain	4	1	4	4.0	0	4	1.0
L. Rayford	3	1	2	2.0	0	2	0.7
<b>Total</b>	<b>4</b>	<b>61</b>	<b>655</b>	<b>10.7</b>	<b>3</b>	<b>66</b>	<b>163.8</b>
Opponents	4	86	1099	12.8	7	81	274.8



## 2016 STATISTICS

TOTAL OFFENSE	GP	PLAYS	RUSH	PASS	TOTAL	AVG/G
Kyle Shurmur	4	119	-23	614	591	147.8
Ralph Webb	4	94	472	0	472	118.0
K. Blasingame	4	32	117	0	117	29.2
Wade Freebeck	2	9	9	41	50	25.0
Dallas Rivers	4	7	13	0	13	3.2
Trent Sherfield	4	2	13	0	13	3.2
Josh Crawford	2	3	6	0	6	3.0
Kalija Lipscomb	4	1	-1	0	-1	-0.2
Tommy Openshaw	4	1	-2	0	-2	-0.5
D. Tennyson	3	1	-3	0	-3	-1.0
Darrius Sims	3	1	-6	0	-6	-2.0
<b>Total</b>	<b>4</b>	<b>270</b>	<b>595</b>	<b>655</b>	<b>1250</b>	<b>312.5</b>
Opponents	4	285	711	1099	1810	452.5

ALL-PURPOSE	GP	RUSH	REC	PR	KOR	RET	TOTAL	AVG
Ralph Webb	4	472	42	0	49	0	563	140.8
Darrius Sims	3	-6	0	0	221	0	215	71.7
Kalija Lipscomb	4	-1	146	21	0	0	166	41.5
K. Blasingame	4	117	9	0	0	0	126	31.5
C.J. Duncan	4	0	110	4	0	0	114	28.5
Trent Sherfield	4	13	86	0	0	0	99	24.8
Jared Pinkney	4	0	97	0	0	0	97	24.2
Caleb Scott	4	0	97	0	0	0	97	24.2
Oren Burks	4	0	0	0	0	59	59	14.8
Nathan Marcus	4	0	28	0	0	0	28	7.0
Sam Dobbs	4	0	21	0	0	0	21	5.2
Dallas Rivers	4	13	7	0	0	0	20	5.0
Ryan White	4	0	0	0	20	0	20	5.0
Wade Freebeck	2	9	0	0	0	0	9	4.5
Josh Crawford	2	6	0	0	0	0	6	3.0
Sean Dowling	4	0	6	0	0	0	6	1.5
Bailey McElwain	4	0	4	0	0	0	4	1.0
L. Rayford	3	0	2	0	0	0	2	0.7
Tommy Openshaw	4	-2	0	0	0	0	-2	-0.5
D. Tennyson	3	-3	0	0	0	0	-3	-1.0
Kyle Shurmur	4	-23	0	0	0	0	-23	-5.8
<b>Total</b>	<b>4</b>	<b>595</b>	<b>655</b>	<b>25</b>	<b>290</b>	<b>59</b>	<b>1624</b>	<b>406.0</b>
Opponents	4	711	1099	22	131	74	2037	509.2

FIELD GOALS	FGM-FGA	%	1-29	30-39	40-49	50+	Lg	Blk
Tommy Openshaw	3-4	75.0	1-1	2-2	0-1	0-0	36	0

PUNTING	No.	Yds	AVG	LONG	TB	FC	I-20	Blk
Sam Loy	23	949	41.3	59	1	11	9	2
Reid Nelson	2	56	28.0	35	0	0	0	0
TEAM	2	6	3.0	6	0	0	0	0
<b>Total</b>	<b>27</b>	<b>1011</b>	<b>37.4</b>	<b>59</b>	<b>1</b>	<b>11</b>	<b>9</b>	<b>2</b>
Opponents	18	729	40.5	50	2	6	7	0

SCORING	TDs	FGs	PATs					DXP	SAF	Pts
			KICK	RUSH	REC	PASS				
Ralph Webb	5	0-0	0-0	0-0	0	0-0	0	0	30	
Tommy Openshaw	0	3-4	12-12	0-0	0	0-0	0	0	21	
K. Blasingame	3	0-0	0-0	0-0	0	0-0	0	0	18	
Kalija Lipscomb	2	0-0	0-0	0-0	0	0-0	0	0	12	
Nathan Marcus	1	0-0	0-0	0-0	0	0-0	0	0	6	
Dallas Rivers	1	0-0	0-0	0-0	0	0-0	0	0	6	
TEAM	0	0-0	0-0	0-0	0	0-0	0	1	2	
<b>Total</b>	<b>12</b>	<b>3-4</b>	<b>12-12</b>	<b>0-0</b>	<b>0</b>	<b>0-0</b>	<b>0</b>	<b>1</b>	<b>95</b>	
Opponents	13	5-7	12-12	0-0	0	0-0	0	0	105	

KICKOFF RETURNS	No.	Yds	AVG	TD	LONG
Darrius Sims	9	221	24.6	0	47
Ralph Webb	2	49	24.5	0	26
Ryan White	1	20	20.0	0	20
<b>Total</b>	<b>12</b>	<b>290</b>	<b>24.2</b>	<b>0</b>	<b>47</b>
Opponents	6	131	21.8	0	33

PUNT RETURNS	No.	Yds	AVG	TD	LONG
Kalija Lipscomb	3	21	7.0	0	11
C.J. Duncan	2	4	2.0	0	3
Ryan White	1	0	0.0	0	0
<b>Total</b>	<b>6</b>	<b>25</b>	<b>4.2</b>	<b>0</b>	<b>11</b>
Opponents	6	22	3.7	0	7

FIELD GOAL SEQUENCE	VANDERBILT	OPPONENT
South Carolina	(36),45	(48),(55)
Middle Tennessee	(32)	(39),44
at Georgia Tech	(41)	--
at Western Kentucky	(22)	25,(25)
Florida		
at Kentucky		
at Georgia		
Tennessee State		
at Auburn		
at Missouri		
Ole Miss		
Tennessee		

Numbers in (parentheses) indicate successful field goals.



## 2016 STATISTICS

### PASSING

	Com-Att-Yds-TD-Int		
	K. Shurmur	W. Freebeck	
S. Carolina	8-22-73-0-0	0-1-0-0-0	
Middle Tennessee	15-28-113-1-0	DNP	
at Georgia Tech	17-26-149-1-1	3-5-41-0-0	
at WKU	18-29-279-1-1	DNP	
Florida			
at Kentucky			
at Georgia			
Tennessee State			
at Auburn			
at Missouri			
Ole Miss			
Tennessee			
<b>TOTALS</b>	<b>58-105-614-3-2</b>	<b>3-6-41-0-0</b>	

### RUSHING

	#-Yds/TD	SC	MT	GT	WKU	FLA	UK	UGA	TSU	AU	MIZ	MISS	TENN
Ralph Webb	94-472/5	20-97/0	29-211/2	18-69/0	27-95/3								
K. Blasingame	32-117/3	15-68/1	6-19/2	5-11/0	6-19/0								
Trent Sherfield	2-13/0	1-9/0	1-4/0	-	-								
Dallas Rivers	7-13/1	-	5-7/1	2-6/0	-								
Wade Freebeck	3-9/0	2-7/0	DNP	1-2/0	DNP								
Josh Crawford	3-6/0	DNP	1-5/0	2-1/0	DNP								
Kalija Lipscomb	1-(-1)/0	1-(-1)/0	-	-	-								
Tommy Openshaw	1-(-2)/0	-	1-(-2)/0	-	-								
D. Tennyson	1-(-3)/0	1-(-3)/0	-	-	DNP								
Darrius Sims	1-(-6)/0	DNP	-	-	1-(-6)/0								
Kyle Shurmur	14-(-23)/0	2-(-8)/0	2-(-13)/0	2-(-4)/0	8-2/0								

### RECEIVING

	#-Yds/TD	SC	MT	GT	WKU	FLA	UK	UGA	TSU	AU	MIZ	MISS	TENN
Kalija Lipscomb	11-146/2	1-15/0	1-16/1	6-59/1	3-56/0								
C.J. Duncan	9-110/0	2-24/0	1--2/0	1-22/0	5-66/0								
Jared Pinkney	8-97/0	-	2-32/0	3-24/0	3-41/0								
Caleb Scott	4-97/0	-	-	3-31/0	1-66/0								
Trent Sherfield	8-86/0	-	4-26/0	2-22/0	2-38/0								
Ralph Webb	8-42/0	3-28/0	1--5/0	2-15/0	2-4/0								
Nathan Marcus	4-28/1	1-6/0	1-9/0	1-8/0	1-5/1								
Sam Dobbs	3-21/0	-	2-18/0	-	1-3/0								
K. Blasingame	2-9/0	1-0/0	1-9/0	-	-								
Dallas Rivers	1-7/0	-	-	1-7/0	-								
Sean Dowling	1-6/0	-	1-6/0	-	-								
Bailey McElwain	1-4/0	-	1-4/0	-	-								
L. Rayford	1-2/0	-	-	1-2/0	DNP								

### PUNT RETURNS

	#-Yds	SC	MT	GT	WKU	FLA	UK	UGA	TSU	AU	MIZ	MISS	TENN
Kalija Lipscomb	3-21	-	1-11	1-7	1-3								
C.J. Duncan	2-4	2-4	-	-	-								
Ryan White	1-0	-	1-0	-	-								

### KICK RETURNS

	#-Yds	SC	MT	GT	WKU	FLA	UK	UGA	TSU	AU	MIZ	MISS	TENN
Darrius Sims	9-221	DNP	3-95	3-57	3-69								
Ralph Webb	2-49	2-49	-	-	-								
Ryan White	1-20	-	1-20	-	-								



# 2016 STATISTICS

## DEFENSIVE STATS

#	Name	GP	Tackles			Sacks		Pass Def			Fumbles		Blocked	
			Solo	Ast	Total	TFL/Yds	No-Yards	Int-Yds	BrUp	QBH	Rcv-Yds	FF	Kick	Saf
41	Zach Cunningham	4-4	22	16	38	7.0-13	.	.	.	.	1-0	1	.	.
13	LaDarius Wiley	4-4	12	11	23	.	.	.	1	.	1-55	.	.	.
14	Ryan White	4-3	14	9	23	1.0-3	.	.	1	.	.	.	.	.
5	Torren McGaster	4-4	12	9	21	1.0-1	.	.	4	1	1-0	.	.	.
20	Oren Burks	4-4	13	6	19	2.0-8	2.0-8	1-59	5	2	.	1	.	.
31	Tre Herndon	4-4	11	3	14	.	.	1-0	3	.	1-27	.	.	.
3	T. Ferguson	4-3	9	5	14	2.0-4	.	1-0	4	.	.	1	.	.
52	Nigel Bowden	4-3	5	9	14	.	.	.	.	.	.	.	.	.
40	Ja'karri Thomas	4-1	5	6	11	0.5-1	.	.	.	.	.	.	.	.
34	Dare Odeyingbo	4-0	4	3	7	2.0-9	1.0-7	.	1	1	.	.	.	.
2	Arnold Tarpley	3-0	7	.	7	.	.	.	.	.	.	1	.	.
69	Adam Butler	4-4	5	1	6	2.0-6	.	.	1	1	.	.	.	.
99	Landon Stokes	4-3	3	2	5	.	.	.	1	2	.	.	.	.
94	Torey Agee	4-0	2	3	5	.	.	.	.	.	.	.	.	.
49	Jonathan Wynn	4-3	4	1	5	1.0-1	.	.	2	1	.	.	.	.
43	Jordan Griffin	4-0	3	1	4	.	.	.	.	.	.	.	.	.
8	J. Williams	4-0	3	1	4	.	.	.	.	.	.	.	.	.
9	Caleb Peart	3-0	2	1	3	.	.	.	.	.	.	.	.	.
7	Emmanuel Smith	4-0	2	1	3	.	.	.	.	.	.	.	.	.
11	Charles Wright	4-0	3	.	3	2.0-5	.	.	.	1	1-0	.	.	.
74	Jay Woods	3-0	.	3	3	.	.	.	.	.	.	.	.	.
77	Nifae Lealao	4-3	1	2	3	.	.	.	2	.	.	.	.	.
44	N. Mitchell	3-0	.	3	3	0.5-1	.	.	.	1	.	.	.	.
21	D. Sheffield	4-0	2	1	3	.	.	.	.	.	.	.	.	.
7	Ralph Webb	4-4	1	1	2	.	.	.	.	.	.	1	.	.
30	Bryce Lewis	4-0	1	1	2	.	.	.	.	.	.	.	.	.
26	Andrew Rector	2-0	.	1	1	.	.	.	.	.	.	.	.	.
83	Nathan Marcus	4-3	1	.	1	.	.	.	.	.	.	.	.	.
10	Trent Sherfield	4-4	1	.	1	.	.	.	.	.	.	.	.	.
24	Jalen Banks	2-0	1	.	1	.	.	.	.	.	.	.	.	.
17	Tommy Openshaw	4-0	.	1	1	.	.	.	.	.	.	.	.	.
6	Darrius Sims	3-0	.	1	1	.	.	.	.	.	.	.	.	.
16	Kalija Lipscomb	4-4	1	.	1	.	.	.	.	.	.	.	.	.
14	Kyle Shurmur	4-4	1	.	1	.	.	.	.	.	.	.	.	.
25	Josh Smith	2-0	1	.	1	.	.	.	.	.	.	.	.	.
TM	TEAM	2-0	.	.	.	.	.	.	.	.	.	.	.	1
	<b>Total</b>	<b>4-0</b>	<b>152</b>	<b>102</b>	<b>254</b>	<b>21-52</b>	<b>3-15</b>	<b>3-59</b>	<b>25</b>	<b>10</b>	<b>5-82</b>	<b>5</b>	.	<b>1</b>
	Opponents	4-0	164	103	267	28.0-91	7-54	2-74	13	7	1-0	3	2	.

INTERCEPTIONS/RET.	No.-Yds	SC	MT	GT	WKU	FLA	UK	UGA	TSU	AU	MIZ	MISS	TENN
Oren Burks	1-59	-	1-59	-	-	.	.	.	.	.	.	.	.
Tre Herndon	1-0	-	-	-	1-0	.	.	.	.	.	.	.	.
T. Ferguson	1-0	-	-	1-0	-	.	.	.	.	.	.	.	.

QB SACKS	UA-A-TOTAL	SC	MT	GT	WKU	FLA	UK	UGA	TSU	AU	MIZ	MISS	TENN
Oren Burks	2-0-2.0	-	1.0-7	-	1.0-1	.	.	.	.	.	.	.	.
Dare Odeyingbo	1-0-1.0	-	-	1.0-7	-	.	.	.	.	.	.	.	.



## 2016 STATISTICS

<b>TACKLES</b>	<b>SOLO-ASSISTED-TOTAL</b>	<b>SC</b>	<b>MT</b>	<b>GT</b>	<b>WKU</b>	<b>FLA</b>	<b>UK</b>	<b>UGA</b>	<b>TSU</b>	<b>AU</b>	<b>MIZ</b>	<b>MISS</b>	<b>TENN</b>
Zach Cunningham	22-16-38	6-6	5-5	7-0	4-5								
Ryan White	14-9-23	3-2	4-6	3-0	4-1								
LaDarius Wiley	12-11-23	3-1	1-3	5-3	3-4								
Torren McGaster	12-9-21	0-2	4-2	1-3	7-2								
Oren Burks	13-6-19	5-1	2-2	2-3	4-0								
Nigel Bowden	5-9-14	1-2	1-5	3-2	-								
T. Ferguson	9-5-14	2-0	2-4	1-0	4-1								
Tre Herndon	11-3-14	1-2	3-1	2-0	5-0								
Ja'karri Thomas	5-6-11	-	-	2-0	3-6								
Dare Odeyingbo	4-3-7	2-1	0-1	2-1	-								
Arnold Tarpley	7-0-7	2-0	3-0	DNP	2-0								
Adam Butler	5-1-6	1-0	0-1	3-0	1-0								
Landon Stokes	3-2-5	1-0	0-1	2-0	0-1								
Jonathan Wynn	4-1-5	1-0	-	1-0	2-1								
Torey Agee	2-3-5	1-1	0-1	1-1	-								
J. Williams	3-1-4	1-0	1-0	1-0	0-1								
Jordan Griffin	3-1-4	1-0	1-1	1-0	-								
Jay Woods	0-3-3	-	0-2	0-1	DNP								
Charles Wright	3-0-3	1-0	1-0	1-0	-								
Emmanuel Smith	2-1-3	-	1-1	1-0	-								
D. Sheffied	2-1-3	1-0	1-1	-	-								
Caleb Peart	2-1-3	DNP	2-1	-	-								
N. Mitchell	0-3-3	0-1	0-2	DNP	-								
Nifae Lealao	1-2-3	1-0	0-2	-	-								
Ralph Webb	1-1-2	-	1-1	-	-								
Bryce Lewis	1-1-2	1-0	0-1	-	-								
Nathan Marcus	1-0-1	-	1-0	-	-								
Trent Sherfield	1-0-1	-	1-0	-	-								
Kalija Lipscomb	1-0-1	-	-	-	1-0								
Andrew Rector	0-1-1	0-1	DNP	-	DNP								
Darrius Sims	0-1-1	DNP	0-1	-	-								
Jalen Banks	1-0-1	1-0	DNP	DNP	-								
Josh Smith	1-0-1	DNP	1-0	DNP	-								
Kyle Shurmur	1-0-1	-	-	1-0	-								
Tommy Openshaw	0-1-1	-	0-1	-	-								

<b>FUMBLES</b>	<b>FF/FR</b>	<b>SC</b>	<b>MT</b>	<b>GT</b>	<b>WKU</b>	<b>FLA</b>	<b>UK</b>	<b>UGA</b>	<b>TSU</b>	<b>AU</b>	<b>MIZ</b>	<b>MISS</b>	<b>TENN</b>
Oren Burks	1/0	1/0	0/0	0/0	0/0								
Charles Wright	0/1	0/1	0/0	0/0	0/0								
Zach Cunningham	1/1	0/1	1/0	0/0	0/0								
Ralph Webb	1/0	0/0	1/0	0/0	0/0								
LaDarius Wiley	0/1	0/0	0/1	0/0	0/0								
Tre Herndon	0/1	0/0	0/0	0/0	0/1								
Torren McGaster	0/1	0/0	0/0	0/0	0/1								
T. Ferguson	1/0	0/0	0/0	0/0	1/0								
Arnold Tarpley	1/0	0/0	0/0	0/0	1/0								



## 2016 STATISTICS

### GAME-BY-GAME TEAM COMPARISONS (NOTE: GAME TOTALS ARE DISPLAYED IN THE FORMAT TEAM/OPPONENT FOR EACH CATEGORY)

	SCORE	1ST DOWNS	RUSHING	PASSING	RUSH Yds	PASS Yds	PLAYS-TOTAL Yds	RET. Yds	TURNOVERS
South Carolina	L 13-10	14/14	9/4	4/10	42-169/32-121	73/187	65-242/62-308	53/8	0/2
Middle Tennessee	W 47-24	20/25	12/6	6/19	45-231/21-96	113/399	73-344/86-495	240/96	1/2
at Georgia Tech	L 38-7	17/21	4/14	12/5	30-85/46-289	190/222	61-275/63-511	64/114	1/1
at Western Kentucky	W 31-30	19/27	5/12	10/12	42-110/33-205	279/291	71-389/74-496	99/9	1/3
Florida									
at Kentucky									
at Georgia									
Tennessee State									
at Auburn									
at Missouri									
Tennessee									
<b>Totals</b>	<b>95-105</b>	<b>70/87</b>	<b>30/36</b>	<b>32/46</b>	<b>159-595/132-711</b>	<b>655/1099</b>	<b>270-1250/285-1810</b>	<b>456/227</b>	<b>3/8</b>

### GAME-BY-GAME TEAM COMPARISONS (NOTE: GAME TOTALS ARE DISPLAYED IN THE FORMAT TEAM/OPPONENT FOR EACH CATEGORY)

	3RD DOWN	4TH DOWN	TIME POSS	MARGIN	Yds/RUSH	Yds/PASS	Yds/PLAY	PUNTING	PENALTY Yds
South Carolina	4-15/6-16	0-1/0-0	33:15/26:45	6:30	4.0/3.8	3.2/6.2	3.7/5.0	8-37.1/7-39.9	33/51
Middle Tennessee	4-12/10-19	1-2/0-2	31:02/28:58	2:04	5.1/4.6	4.0/6.1	4.7/5.8	5-39.4/4-38.5	40/92
at Georgia Tech	4-13/8-15	0-1/0-1	30:28/29:32	0:56	2.8/6.3	6.1/13.1	4.5/8.1	8-40.1/4-42.5	45/55
at Western Kentucky	8-16/3-12	0-0/2-3	32:23/27:37	4:46	2.6/6.2	9.6/7.1	5.5/6.7	6-32.7/3-42.0	51/88
Florida									
at Kentucky									
at Georgia									
Tennessee State									
at Auburn									
at Missouri									
Tennessee									
<b>Totals</b>	<b>20-56/27-62</b>	<b>1-4/2-6</b>	<b>127:08/112:52</b>	<b>14:16</b>	<b>3.7/5.4</b>	<b>5.9/7.2</b>	<b>4.6/6.4</b>	<b>27-37.4/18-40.5</b>	<b>169/286</b>



## 2016 STATISTICS

### 3RD DOWNS

	SCORE	OVERALL	1ST QTR	2ND QTR	3RD QTR	4TH QTR
South Carolina	L 13-10	4-15 (26.7%)	3-5 (60.0%)	0-3 (0.0%)	0-3 (0.0%)	1-4 (25.0%)
Middle Tennessee	W 47-24	4-12 (33.3%)	1-4 (25.0%)	3-4 (75.0%)	0-2 (0.0%)	0-2 (0.0%)
at Georgia Tech	L 38-7	4-13 (30.8%)	3-4 (75.0%)	0-3 (0.0%)	0-2 (0.0%)	1-4 (25.0%)
at Western Kentucky	W 31-30	8-16 (50.0%)	0-3 (0.0%)	5-6 (83.3%)	2-3 (66.7%)	0-3 (0.0%)
Florida						
at Kentucky						
at Georgia						
Tennessee State						
at Auburn						
at Missouri						
Ole Miss						
Tennessee						
<b>Totals</b>		<b>20-56 (35.7%)</b>	<b>7-16 (43.8%)</b>	<b>8-16 (50.0%)</b>	<b>2-10 (20.0%)</b>	<b>2-13 (15.4%)</b>
Opponents		27-62 (43.5%)	8-13 (61.5%)	5-18 (27.8%)	9-16 (56.2%)	5-15 (33.3%)

### 4TH DOWNS

	SCORE	OVERALL	1ST QTR	2ND QTR	3RD QTR	4TH QTR
South Carolina	L 13-10	0-1 (0.0%)	0-0 (0.0%)	0-0 (0.0%)	0-0 (0.0%)	0-1 (0.0%)
Middle Tennessee	W 47-24	1-2 (50.0%)	0-0 (0.0%)	0-0 (0.0%)	1-2 (50.0%)	0-0 (0.0%)
at Georgia Tech	L 38-7	0-1 (0.0%)	0-0 (0.0%)	0-0 (0.0%)	0-1 (0.0%)	0-0 (0.0%)
at Western Kentucky	W 31-30	0-0 (0.0%)	0-0 (0.0%)	0-0 (0.0%)	0-0 (0.0%)	0-0 (0.0%)
Florida						
at Kentucky						
at Georgia						
Tennessee State						
at Auburn						
at Missouri						
Ole Miss						
Tennessee						
<b>Totals</b>		<b>1-4 (25.0%)</b>	<b>0-0 (0.0%)</b>	<b>0-0 (0.0%)</b>	<b>1-3 (33.3%)</b>	<b>0-1 (0.0%)</b>
Opponents		2-6 (33.3%)	1-1 (100.0%)	0-1 (0.0%)	1-1 (100.0%)	0-3 (0.0%)

### VANDERBILT-INSIDE OPPONENT 20-YARD LINE

OPPONENT	SCORE	Times in RZ	Times SCORED	TOTAL Pts	RUSH TDs	PASS TDs	FG TDs	FG MADE	FGA	-----FAILED IN RED ZONE-----					GM
										DOWNS	INT	FUMB	HALF		
South Carolina	L 13-10	2	2	10	1	1	0	1	0	0	0	0	0	0	0
Middle Tennessee	W 47-24	7	7	45	6	5	1	1	0	0	0	0	0	0	0
at Georgia Tech	L 38-7	1	1	7	1	0	1	0	0	0	0	0	0	0	0
at Western Kentucky	W 31-30	5	5	31	4	3	1	1	0	0	0	0	0	0	0
Florida															
at Kentucky															
at Georgia															
Tennessee State															
at Auburn															
at Missouri															
Ole Miss															
Tennessee															
<b>VU Season Totals: 15 of 15 (100.0%)</b>		15	15	93	12	9	3	3	0	0	0	0	0	0	0

### OPPONENTS-INSIDE VANDERBILT 20-YARD LINE

OPPONENT	SCORE	Times in RZ	Times SCORED	TOTAL Pts	RUSH TDs	PASS TDs	FG TDs	FG MADE	FGA	-----FAILED IN RED ZONE-----					GM
										DOWNS	INT	FUMB	HALF		
South Carolina	L 13-10	3	1	7	1	1	0	0	0	0	0	1	1	0	
Middle Tennessee	W 47-24	4	3	21	3	0	3	0	0	1	0	0	0	0	
at Georgia Tech	L 38-7	4	3	21	3	3	0	0	0	0	1	0	0	0	
at Western Kentucky	W 31-30	6	4	23	3	2	1	1	1	0	1	0	0	0	
Florida															
at Kentucky															
at Georgia															
Tennessee State															
at Auburn															
at Missouri															
Ole Miss															
Tennessee															
<b>Opponent Season Totals: 11 of 17 (64.7%)</b>		17	11	72	10	6	4	1	1	1	2	1	1	0	



# GAME 1

South Carolina  
Sept. 1 | Nashville

**NASHVILLE** – Will Muschamp had no worries about sending Elliott Fry out for the longest field goal of his career. Even though this was the coach's first game with South Carolina, he had seen the kicker connect repeatedly in clutch situations.

Fry kicked a career-long 55-yard field goal with 35 seconds left, and the South Carolina Gamecocks rallied from a 10-point halftime deficit to beat Vanderbilt 13-10 Thursday night in Muschamp's debut as head coach.

Muschamp started Orth at quarterback and also played freshman Brandon McIlwain. But it was Orth who went back into the game in the third quarter and threw for 152 yards rallying the Gamecocks to their eighth straight victory over Vanderbilt in the Southeastern Conference opener for both teams.

Vanderbilt now is 0-3 in season openers under coach Derek Mason, though his Commodores did manage to score an offensive touchdown in the first half. But Tommy Openshaw missed a 45-yard field goal wide left with 3:44 left, and Vandy turned it over on downs with 14 seconds left.

"Every decision we made will be questioned," Mason said. "The bottom line is we didn't win this game. Now we have to get back to next week and play MTSU."

Fry also kicked a 48-yard field goal in the third quarter, and Deebo Samuel atoned for a fumbled punt in the first quarter by scoring an 8-yard TD on an end-around with 7:30 left. Fry had total confidence he could connect from 55 after barely coming up short from 62 in warmups.

TEAM	1	2	3	4	FINAL	RECORD
SC	0	0	3	10	13	1-0, 1-0
VU	3	7	0	0	10	0-1, 0-1

## SCORING SUMMARY

**Attendance:** 30,304 **Time:** 3:26  
**Weather:** 82, partly cloudy, wind N 17 mph

- 1st:** VANDY: Openshaw 36-yd field goal, 5-13 3:23.
- 2nd:** VANDY: Blasingame 1-yd run (Openshaw kick), 13-67 6:06.
- 3rd:** SC: Fry 48-yd field goal, 10-47 4:47.
- 4th:** SC: Samuel 8-yd run (Fry kick), 9-84 3:53. SC: Fry 55-yd field goal, 7-36 3:09.

STATISTICS	SC	VANDERBILT
FIRST DOWNS	14	14
RUSHES-YARDS (NET)	32-121	42-169
PASSING YDS (NET)	187	73
PASSES ATT-COMP-INT	30-16-0	23-8-0
TOTAL OFFENSE PLAYS-YARDS	62-308	65-242
FUMBLE RETURNS-YARDS	0-0	0-0
PUNT RETURNS-YARDS	2-8	2-4
KICKOFF RETURNS-YARDS	0-0	2-49
INTERCEPTION RETURNS-YARDS	0-0	0-0
PUNTS (NUMBER-AVG)	7-39.9	8-37.1
FUMBLES-LOST	2-2	1-0
PENALTIES-YARDS	7-51	5-33
POSSESSION TIME	26:45	33:15
THIRD-DOWN CONVERSIONS	6 OF 16	4 OF 15
FOURTH-DOWN CONVERSIONS	0 OF 0	0 OF 1
RED-ZONE SCORES-CHANCES	1-3	2-2
SACKS BY: NUMBER-YARDS	1-10	0-0

**RUSHING:** SC-Turner 13-70; B. McIlwain 7-29; Orth 5-8; Samuel 1-8; Williams 5-7; TEAM 1-(-1). VANDY-Webb 20-97; Blasingame 15-68; Sherfield 1-9; Freebeck 2-7; Lipscomb 1-(-1); Tennyson 1-(-3); Shurmur 2-(-8).  
**PASSING:** SC-Orth 11-19-0-152; B. McIlwain 5-11-0-35. VANDY-Shurmur 8-22-0-73; Freebeck 0-1-0-0.  
**RECEIVING:** SC-Edwards 8-101; Turner 3-27; Samuel 2-36; Hurst 2-17; Crosby 1-6. VANDY-Webb 3-28; Duncan 2-24; Lipscomb 1-15; Marcus 1-6; Blasingame 1-0.

# GAME 2

Middle Tennessee  
Sept. 10 | Nashville

**NASHVILLE** – Vanderbilt coach Derek Mason turned the lights out in the locker room for 10 minutes during a weather delay that lasted for an hour, 44 minutes. He wanted his Commodores to picture themselves playing good football.

Aside from a blocked punt on the first play once the game resumed, Ralph Webb and the Commodores did just that.

Webb ran for a career-high 211 yards and two touchdowns as Vanderbilt easily handled the weather delay and beat Middle Tennessee 47-24 Saturday. "We did what this team hasn't done since I've been here," Mason said. "I mean just responded all the way around."

Vanderbilt (1-1) took control with a 28-point second quarter after trailing 10-5 at the end of the first, the final two TDs coming after the storm. Middle Tennessee blocked a field goal on the first play after resuming the game, setting up Brent Stockstill's 5-yard TD pass to Ty Lee to pull within 19-17.

The Commodores answered by scoring two TDs in a span of 87 seconds, the last a 3-yard TD by Webb giving him 102 yards before halftime. Vanderbilt also forced two turnovers to win its second straight in this series against an in-state rival.

Stockstill finished with 399 yards passing and three TDs for Middle Tennessee (1-1), which was trying to start 2-0 for the first time since 2001.

TEAM	1	2	3	4	FINAL	RECORD
MT	10	7	7	0	24	1-1, 0-0
VU	5	28	0	14	47	1-1, 0-1

## SCORING SUMMARY

**Attendance:** 29,627 **Time:** 3:41  
**Weather:** 91, partly cloudy, wind SSW 14 mph

- 1st:** VANDY: Openshaw 32-yd field goal, 4-(-1) 1:18. MT: ROOKER 39-yd field goal, 10-45 2:53. VANDY: Team safety. MT: JAMES 1-yd pass from STOCKSTILL (ROOKER kick), 11-79 3:22.
- 2nd:** VANDY: Blasingame 3-yd run (Openshaw kick), 6-30 2:37. VANDY: Webb 1-yd run (Openshaw kick), 3-7 0:50. MT: LEE 5-yd pass from STOCKSTILL (ROOKER kick), 3-7 0:30. VANDY: Webb 3-yd run (Openshaw kick), 7-75 3:18. VANDY: Lipscomb 16-yd pass from Shurmur (Openshaw kick), 7-63 1:00.
- 3rd:** MT: SMITH 4-yd pass from STOCKSTILL (ROOKER kick), 8-62 2:30.
- 4th:** VANDY: Blasingame 1-yd run (Openshaw kick), 4-54 1:48. VANDY: Rivers 3-yd run (Openshaw kick), 6-40 2:5.

STATISTICS	MT	VANDERBILT
FIRST DOWNS	25	20
RUSHES-YARDS (NET)	21-96	45-231
PASSING YDS (NET)	399	113
PASSES ATT-COMP-INT	65-38-1	28-15-0
TOTAL OFFENSE PLAYS-YARDS	86-495	73-344
FUMBLE RETURNS-YARDS	0-0	1-55
PUNT RETURNS-YARDS	3-15	2-11
KICKOFF RETURNS-YARDS	4-81	4-115
INTERCEPTION RETURNS-YARDS	0-0	1-59
PUNTS (NUMBER-AVG)	4-38.5	5-39.4
FUMBLES-LOST	2-1	2-1
PENALTIES-YARDS	9-92	4-40
POSSESSION TIME	28:58	31:02
THIRD-DOWN CONVERSIONS	10 OF 19	4 OF 12
FOURTH-DOWN CONVERSIONS	0 OF 2	1 OF 2
RED-ZONE SCORES-CHANCES	3-4	7-7
SACKS BY: NUMBER-YARDS	2-13	1-7

**RUSHING:** MT-MATHERS 13-65; STOCKSTILL 5-24; WEST 2-11; GARNETT 1-(-4). VANDY-Webb 29-211; Blasingame 6-19; Rivers 5-7; Crawford 1-5; Sherfield 1-4; Openshaw 1-(-2); Shurmur 2-(-13).  
**PASSING:** MT-STOCKSTILL, B. 38-65-1-399. VANDY-Shurmur 15-28-0-113.  
**RECEIVING:** MT-JAMES 14-183; MATHERS 6-63; LEE 6-53; SMITH 5-57; WEST 3-2; ANDERSON 2-36; DUCKSWORTH 1-6; BROWN 1-6; STOCKSTILL 0-(-7). VANDY-Sherfield 4-26; Pinkney 2-32; Dobbs 2-18; Lipscomb 1-16; Blasingame 1-9; Marcus 1-9; Dowling 1-6; McIlwain 1-4; Duncan 1-(-2); Webb 1-(-5).



# GAME 3

Georgia Tech  
Sept. 17 | Atlanta

**ATLANTA** – Justin Thomas threw an 81-yard touchdown pass to Marcus Marshall on the first play of the game, Dedrick Mills ran for three touchdowns and Georgia Tech beat Vanderbilt 38-7 on Saturday, holding the Commodores scoreless in the final three quarters.

Mills ran for 58 yards with touchdown runs of 15, 4 and 5 yards. His last two scoring runs came in the third quarter, when Georgia Tech extended a 17-7 halftime lead.

Thomas threw for 136 yards and ran for 84 yards before sitting out the final quarter as Georgia Tech (3-0) remained undefeated against Vanderbilt (1-2) since World War II.

“Today was our day,” Thomas said.

The Yellow Jackets gained momentum for Thursday night’s visit from No. 5 Clemson as they won their sixth straight game in the series and improved to 12-0-1 against the Commodores since 1941.

Vanderbilt was held to 275 total yards, including 69 yards rushing on 18 carries by Ralph Webb, who led the Southeastern Conference in rushing through two games.

Georgia Tech produced a surprising 222 yards passing, including a late 77-yarder from backup Matthew Jordan to Clinton Lynch.

The Commodores were held to 85 yards rushing while averaging only 2.8 yards per carry.

Vanderbilt coach Derek Mason gave credit to Georgia Tech defenders for looking “sort of like popcorn” as they shed blockers.

TEAM	1	2	3	4	FINAL	RECORD
VU	7	0	0	0	7	1-2,0-1
GT	14	3	14	7	38	3-0,1-0

## SCORING SUMMARY

**Attendance:** 41,916    **Time:** 3:08  
**Weather:** 81, partly cloudy, wind E 6 mph

- 1st:** GT: Marshall 81-yd pass from Thomas (Butker kick), 1-81 0:14. VANDY: Lipscomb 10-yd pass from Shurmur (Openshaw kick), 11-75 5:20. GT: Mills 15-yd run (Butker kick), 8-64 4:21.
- 2nd:** GT: Butker 41-yd field goal, 11-60 2:24.
- 3rd:** GT: Mills 4-yd run (Butker kick), 10-72 4:49. GT: Mills, D. 5-yd run (Butker kick), 5-64 2:46.
- 4th:** GT: Lynch 77-yd pass from Jordan (Butker kick), 3-75 1:21.

STATISTICS	VANDERBILT	GT
FIRST DOWNS	17	21
RUSHES-YARDS (NET)	30-85	46-289
PASSING YDS (NET)	190	222
PASSES ATT-COMP-INT	31-20-1	17-8-1
TOTAL OFFENSE PLAYS-YARDS	61-275	63-511
FUMBLE RETURNS-YARDS	0-0	0-0
PUNT RETURNS-YARDS	1-7	0-0
KICKOFF RETURNS-YARDS	3-57	2-50
INTERCEPTION RETURNS-YARDS	1-0	1-64
PUNTS (NUMBER-AVG)	8-40.1	4-42.5
FUMBLES-LOST	0-0	1-0
PENALTIES-YARDS	5-45	4-55
POSSESSION TIME	30:28	29:32
THIRD-DOWN CONVERSIONS	4 OF 13	8 OF 15
FOURTH-DOWN CONVERSIONS	0 OF 1	0 OF 1
RED-ZONE SCORES-CHANCES	1-1	3-4
SACKS BY: NUMBER-YARDS	1-7	1-9

**RUSHING:** VANDY-Webb 18-69; Blasingame 5-11; Rivers 2-6; Freebeck 1-2; Crawford 2-1; Shurmur 2-(-4). GT-Thomas 11-84; Lynch 3-77; Mills 14-58; Green 2-23; Searcy 2-12; Willis 1-11; McClellan 1-9; Marshall 3-8; Griffin 2-3; Marshall 5-2; Jordan 2-2.

**PASSING:** VANDY-Shurmur 17-26-1-149; Freebeck 3-5-0-41. GT-Thomas 6-13-0-136; Jordan 1-2-1-77; Team 0-1-0-0; Marshall 1-1-0-9.

**RECEIVING:** VANDY-Lipscomb 6-59; Scott 3-31; Pinkney 3-24; Sherfield 2-22; Webb 2-15; Duncan 1-22; Marcus 1-8; Rivers 1-7; Rayford 1-2. GT-Lynch 2-87; Searcy 2-25; Marshall 1-81; Stewart 1-16; Aasen 1-9; Mills 1-4.

# GAME 4

Western Kentucky  
Sept. 24 | Bowling Green

**BOWLING GREEN, Ky.** -- Vanderbilt’s defense turned away a 2-point conversion play at the end of the first overtime as the Commodores escaped with a 31-30 victory over Western Kentucky on Saturday.

Kyle Shurmur’s 5-yard pass to Nathan Marcus on the first possession of overtime gave Vanderbilt (2-2) its first lead of the game, and Tommy Openshaw added the point after for the Commodores.

Western Kentucky (2-2) answered quickly, needing just two plays to find the end zone on Mike White’s 8-yard pass to Shaquille Johnson in overtime.

Hilltoppers coach Jeff Brohm elected to go for two points. White rolled to his right, but his pass was deflected into the air off Anthony Wales’ helmet and ruled incomplete, as Vanderbilt players rushed the field to celebrate the comeback victory.

Vanderbilt coach Derek Mason was just glad to escape with the victory after his team yielded 501 yards of total offense to the Hilltoppers.

“Defensively, we leaked a lot of oil out there today, but we came up big when we needed to,” Mason said. “That was important. When we needed to establish some momentum, we did. The offense got it back and got rolling. The offense kept us alive.”

The Commodores went 75 yards in the final 1:02 of regulation in seven plays to tie the game at 24-24 and force overtime. A pass interference call in the end zone on Western Kentucky’s De’Andre Simmons against Vanderbilt’s Trent Sherfield gave the Commodores the ball at the Hilltopper 2 with three seconds to play in regulation. Vanderbilt running back Ralph Webb, who had three rushing touchdowns in the game, leaped from just inside the 5 and landed just beyond the front edge of the end zone for the tying score.

TEAM	1	2	3	4	OT	FINAL	RECORD
VU	0	7	7	10	7	31	1-2,0-1
WKU	7	7	0	10	6	30	3-0,1-0

## SCORING SUMMARY

**Attendance:** 23,674    **Time:** 3:38  
**Weather:** 90, sunny, wind N 4 mph

- 1st:** WKU: WALES 4-yd run (NUSS kick), 14-75 3:54.
- 2nd:** WKU: FANT 61-yd pass from FERGUSON (SIMCOX kick), 2-92 0:40. VANDY: Webb 4-yd run (Openshaw kick), 12-76 6:02.
- 3rd:** VANDY: Webb 2-yd run (Openshaw kick), 10-75 5:45.
- 4th:** WKU: WALES 20-yd run (SIMCOX kick), 8-80 2:32. VANDY: Openshaw 22-yd field goal, 5-72 2:32. WKU - NUSS 25-yd field goal, 10-67 4:27. VANDY - Webb 2-yd run (Openshaw kick), 7-75 1:02.
- OT:** VANDY - Marcus 5-yd pass from Shurmur (Openshaw kick), 6-25 0:00. WKU - JOHNSON 8-yd pass from WHITE, 3-25 0:00.

STATISTICS	VANDERBILT	WKU
FIRST DOWNS	19	27
RUSHES-YARDS (NET)	42-110	33-205
PASSING YDS (NET)	279	291
PASSES ATT-COMP-INT	29-18-1	41-24-1
TOTAL OFFENSE PLAYS-YARDS	71-389	74-496
FUMBLE RETURNS-YARDS	1-27	0-0
PUNT RETURNS-YARDS	1-3	1-(-1)
KICKOFF RETURNS-YARDS	3-69	0-0
INTERCEPTION RETURNS-YARDS	1-0	1-10
PUNTS (NUMBER-AVG)	6-32.7	3-42.0
FUMBLES-LOST	1-0	3-2
PENALTIES-YARDS	5-51	11-88
POSSESSION TIME	32:23	27:37
THIRD-DOWN CONVERSIONS	8 OF 16	3 OF 12
FOURTH-DOWN CONVERSIONS	0 OF 0	2 OF 3
RED-ZONE SCORES-CHANCES	5-5	4-6
SACKS BY: NUMBER-YARDS	1-1	3-22

**RUSHING:** VANDY-Webb 27-95; K. Blasingame 6-19; Shurmur 8-2; Sims 1-(-6). WKU-WALES, Anthony 24-152; NORRIS, N. 3-34; TAYLOR 2-11; WHITE 2-5; FANT 1-5; BAKER 1-(-2).

**PASSING:** VANDY-Shurmur 18-29-1-279. WKU-WHITE 22-39-1-222; FERGUSON 2-2-0-69.

**RECEIVING:** VANDY-Duncan 5-66; Lipscomb 3-56; Pinkney 3-41; Trent Sherfield 2-38; Ralph Webb 2-4; Scott 1-66; Marcus 1-5; Dobbs 1-3. WKU-TAYLOR 9-112; FANT 5-95; NORRIS, N. 4-45; JOHNSON, S. 3-19; WALES 2-16; DONATELL, S. 1-4.