



VANDERBILT FOOTBALL

GAME NOTES

Kyle Parkinson (kyle.parkinson@vanderbilt.edu) | Larry Leathers (larry.leathers@vanderbilt.edu)

GAME 6



#5 GEORGIA at VANDERBILT

Saturday, Oct. 7, 2017 ★ 11 a.m. ★ Nashville, Tenn. ★ Vanderbilt Stadium

BULLDOGS

Overall: 5-0

SEC: 2-0

Head Coach:

Kirby Smart (2nd season)

Record at UGA: 13-5 (.722)

Career record: 13-5 (.722)

COMMODORES

Overall: 3-2

SEC: 0-2

Head Coach:

Derek Mason (4th season)

Record at VU: 16-26 (.381)

Career record: 16-26 (.381)



QUICK COMPARISON

UGA

33.0

91

237.4

149.6

387.0

44%

90.4

153.6

244.0

28%



PPG

1st DOWNS

RUSH

PASS

OFFENSE

3rd DOWNS

OPP. RUSH

OPP. PASS

OPP. OFFENSE

OPP. 3rd DOWNS

VU

21.6

64

79.2

206.0

285.2

34%

204.6

143.2

347.8

30%



OPENING KICK

★ Vanderbilt welcomes No. 5 Georgia to Vanderbilt Stadium looking for the team's second consecutive win over the Bulldogs, which would mark the first back-to-back wins over UGA since 1956-58.

★ The Bulldogs represent the Dores' fourth straight ranked opponent in the AP Top 25, something the program has never faced. Georgia joins Alabama as AP Top 5 teams on the VU schedule, the first time since 2012 Vanderbilt has faced two AP Top 5 teams in the same season.

★ Saturday's game features two of the top 20 rushers in league history and two of the six leading active rushers in the NCAA with Vanderbilt's Ralph Webb (17th) and Georgia's Nick Chubb (10th).

★ QB Kyle Shurmur needs 67 yards to pass Jordan Rodgers for sixth all-time at Vanderbilt in passing yards.

★ RB Ralph Webb needs 52 yards to move into 15th all-time in rushing in the SEC.

★ OLB Charles Wright leads the SEC with six sacks.

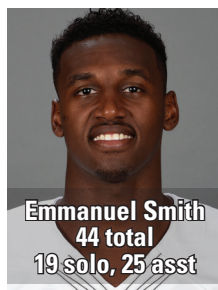
A Vanderbilt victory would...

★ Be the Dores' second straight victory over Georgia and first back-to-back wins since three straight in 1956-58.

★ Give VU the team's first win against an AP Top 10 ranked team since 2007 (SC).

VANDERBILT STAT LEADERS

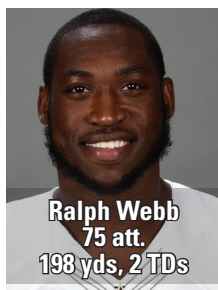
TACKLES



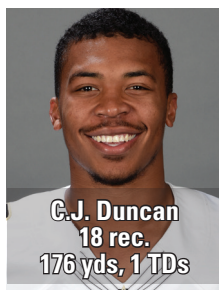
PASSING



RUSHING



RECEIVING



ESPN

PBP: Mike Patrick
Analyst: Tommy Tuberville
Reporter: Paul Carcaterra

VANDERBILT IMG NETWORK

Flagship: WLAC 1510-AM/98.3 FM
Voice of the Commodores: Joe Fisher
Analyst: Norman Jordan
Sideline: Mitch Light
Sirius: 138 | XM: 191



@Middle TN

Sept. 2
Win
28-6

Ala. A&M

Sept. 9
Win
42-0

Kansas St.

Sept. 16
Win
14-7

Alabama

Sept. 23
Loss
59-0

@Florida

Sept. 30
Loss
38-24

Georgia

Oct. 7
11 a.m.
ESPN

@Ole Miss

Oct. 14
2:30 p.m.
SECN

@S. Carolina

Oct. 28
TBA

WKU

Nov. 4
TBA

Kentucky

Nov. 11
TBA

Missouri

Nov. 18
TBA

@Tennessee

Nov. 25
TBA



VANDERBILT FOOTBALL MEDIA SERVICES



SUNDAY

OFF

DAY

MONDAY

MORNING PRACTICE

NO MEDIA AVAILABILITY

TUESDAY

PRESS CONFERENCE

COACH MASON
12:15 p.m.
STUDENT-ATHLETES
12:35 p.m.

WEDNESDAY

SEC COACHES TELECONFERENCE

COACH MASON
10:30-10:40 a.m.

THURSDAY

MORNING PRACTICE

COACH LUDWIG
STUDENT-ATHLETES
9:45 a.m.

FRIDAY

MORNING PRACTICE

NO MEDIA AVAILABILITY

SATURDAY

GEORGIA
11 a.m.
ESPN

VANDERBILT POST-GAME INTERVIEWS

Coach Mason's post-game press conferences are held after he addresses the team. Only properly credentialed media will be allowed into the Vanderbilt press conference room at Vanderbilt Stadium and away games.

Mason's remarks will be held in the team's press conference area. The press conference area at Vanderbilt Stadium is located in the south end zone tunnel near the team's locker room.

The Vanderbilt locker room is closed. Up to six student-athletes will be made available for post-game interviews. These interviews will be conducted in the same press conference room as Coach Mason's remarks. The players are available at the conclusion of Mason's conference.

GAME WEEK INTERVIEW POLICY

All interview requests for Coach Mason and Vanderbilt student-athletes **MUST** go through Kyle Parkinson or Larry Leathers prior to the interview. Offensive coordinator Andy Ludwig will be available to media members at the conclusion of practice on Thursday morning. Student-athletes and other assistant coaches will also be available to media after Thursday practices.

Practice sessions are closed to the media.

COACH MASON'S RADIO SHOW WEDNESDAY

The Vanderbilt Coaches Show with Coach Mason, a weekly feature of Nashville flagships NewsRadio 1510 WLAC, is scheduled on Wednesdays. The show starts at 7 p.m. with Coach Mason and the Voice of the Commodores Joe Fisher.

CREDENTIALS

Media seeking credentials should visit sportssystem.com/vanderbilt. Media will call is located at Gate 1 of Vanderbilt Stadium.

WEEKLY PRESS CONFERENCE ON TUESDAYS

Coach Mason will participate in a press conference for local media on Tuesdays at 12:15 p.m. It is held in the team's post-game press conference room in the south end zone of Vanderbilt Stadium.

Interviews with selected student-athletes will follow Mason's remarks. The press event is available on SEC Network+ and archived at vucommidores.com.

SEC COACHES TELECONFERENCE: WEDNESDAY 10:30 A.M.

Coach Mason is available each Wednesday morning to media outlets as part of the Southeastern Conference Coaches' Teleconference. Mason's 10-minute segment starts at 10:30 a.m. CT. To participate, call the SEC Office at (205) 458-3010.

COACH'S SHOW ON FACEBOOK

New in 2017, The Coach's Show with Derek Mason will be available on Facebook each Friday afternoon of game weeks.

The new show will feature interviews and stories with Coach Mason, assistant coaches and student-athletes while being hosted by the Voice of the Commodores Joe Fisher.

ON THE INTERNET

Vanderbilt's website - vucommidores.com - hosts stories from former Sports Illustrated writer Zac Ellis along with stats, notes and videos.

GAME DAY AT VANDERBILT STADIUM

The press box at Vanderbilt Stadium opens 2.5 hours before kickoff unless otherwise noted. The press box will close approximately three hours after the conclusion of the game.

Game notes and depth charts for both teams will be available in the press box and online at vucommidores.com/FootballGameNotes.

Wireless internet is available in the press box along with live stats via statbroadcast.com.

@vucommidores



/vucommidores



vandyathletics



/vanderbiltathletics

VANDERBILT ATHLETIC COMMUNICATIONS

OFFICE: 615.322.4121

VUCOMMIDORES.COM

Kyle Parkinson (Football)

Asst. AD/Communications
Office: 615.343.0020
kyle.parkinson@vanderbilt.edu

Andy Boggs (MBB/M. Golf)

Asst. Director of Communications
Office: 615.343.1847
andy.boggs@vanderbilt.edu

Matt Paras (Soccer/Lacrosse)

Communications Assistant
Office: 615.343.4121
matt.paras@vanderbilt.edu

Larry Leathers (Football/W. Golf)

Asst. Director of Communications
Cell: 615.480.8226
larry.leathers@vanderbilt.edu

Catherine Hilley (Social Media/W. Tennis)

Social Media Coordinator
Office: 615.343.0019
catherine.hilley@vanderbilt.edu

Robynn Candish

Administrative Assistant
Office: 615.322.4121
robynn.candish@vanderbilt.edu

Chad Seely (Baseball/Football)

Asst. Director of Communications
Office: 615.343.5823
chad.seely@vanderbilt.edu

Zac Ellis (vucommidores.com)

Writer/Digital Media Editor
Office: 615.322.1012
zac.ellis@vanderbilt.edu

Jess Poole (WBB/XC/Football)

Asst. Director of Communications
Office: 615.343.5823
jessica.e.poole@vanderbilt.edu

Jay Kafer (Track & Field/M. Tennis)

Communications Assistant
Office: 615.343.4121
jay.kafer@vanderbilt.edu



VANDERBILT VS. GEORGIA BREAKDOWN



CATEGORY	VANDERBILT	GEORGIA	CATEGORY	VANDERBILT	GEORGIA
Overall	3-2	5-0	Kick Returns: #-Yards	6-111	8-202
SEC/SEC	0-2	2-0	Punt Returns: #-Yards	7-66	25.2
Streak	L2	W5	INT Returns: #-Yards	5-48 (3)	4-71 (8)
Scoring	108	165	Kick Return Average	18.5 (14)	25.2 (3)
Points per Game	21.6 (14)	33.0 (5)	Punt Return Average	9.4 (7)	6.8 (10)
First Downs	64 (14)	91 (T6)	INT Return Average	9.6	17.8
Rushing	19	55	Fumbles-Lost	5-2	7-3
Passing	43	26	Fumbles Recovered	6-0	7-5
Penalty	2	10	Penalties-Yards	24-217	33-298
Rushing Yards	396	1187	Average per Game	43.4 (7)	59.6 (12)
Yards Gained	435	1265	Punts-Yards	35-1366	24-1022
Yards Lost	39	78	Average per Punt	39.0	42.6
Attempts	138	238	Net Punt Average	35.8 (13)	42.8 (2)
Average per Rush	2.9	5.0	Time of Possession/Game	27:34 (11)	32:37 (4)
Average per Game	79.2 (13)	237.4 (4)	3rd Down Conversions	22/65	32/73
TDs	4	13	3rd Down Pct.	34% (14)	44% (5)
Passing Yards	1030	748	4th Down Conversions	3/5	2/5
Comp-Att-INT	78-139-1	52-93-4	4th Down Pct.	60% (T3)	40% (T9)
Average per Pass	7.4	8.0	Sacks By-Yards	12-83 (T4)	10-76 (T6)
Average per Catch	13.2	14.4	Sacks Allowed-Yards	3-17 (T1)	5-22 (T5)
Average per Game	206.0 (7)	149.6 (14)	Touchdowns Scored	15	21
TDs Passing	11	8	Field Goals-Attempts	1-3	6-7
Total Offense	1426	1935	Redzone Scores	10-12 (T8)	19-19 (T1)
Total Plays	277	331	Redzone Touchdowns	10-12	14-19
Average per Play	5.1	5.8			
Average per Game	285.2 (14)	387.0 (9)			

The Georgia Series

All-Time vs. Georgia: 20-56-2

First meeting: 1893 in Nashville, W 35-0

Last meeting: 2016 in Athens, W 17-16

In Nashville: 12-25-2

In Athens: 7-30

In Atlanta: 1-1

Streak: W1

Last 10 meetings (2-8)

2016 - Athens, W 17-16

2015 - Nashville, L 31-14

2014 - Athens, L 44-17

2013 - Nashville, W 31-27

2012 - Athens, L 48-3

2011 - Nashville, L 33-28

2010 - Athens, L 43-0

2009 - Nashville, L 34-10

2008 - Athens, L 24-14

2007 - Nashville, L 20-17

Last time vs. Georgia

ATHENS, Ga. (AP) - Vanderbilt claimed its first Southeastern Conference road win under Derek Mason, stunning Georgia 17-16 on Khari Blasingame's 2-yard touchdown run in the fourth quarter and a huge fourth-down stop late in the game Saturday.

For Vanderbilt (3-4, 1-3), it was only the third win over Georgia in the last 22 meetings between the SEC East rivals. It was also the first conference road win for Mason, who is in his third year directing the Commodore program.

"I told our young men this morning that if we wanted to do something epic, we needed to make sure we took the fight to them," Mason said. "That's exactly what I thought our kids did. I thought our kids played 60 minutes, four quarters, every play. It wasn't always pretty, but that's part of who we are. We work to be relentless, we work to be tough, we work to be intelligent."

TEAM	1	2	3	4	FINAL	RECORD
VU	7	0	3	7	17	3-4, 1-3
UGA	3	3	7	3	16	4-3, 2-3

SCORING SUMMARY

1st: VANDY - Webb 1-yd run (Openshaw kick), 2-2 0:22. UGA - R. Blankenship 45-yd field goal, 9-51 3:43.

2nd: UGA - R. Blankenship 22-yd field goal, 14-84 7:23.

3rd: VANDY - Openshaw 38-yd field goal, 4-7 1:23. UGA - Nauta 17-yd pass from Eason (R. Blankenship kick), 6-77 2:32.

4th: UGA - R. Blankenship 36-yd field goal, 5-20 2:24 VANDY - K. Blasingame 2-yd run (Openshaw kick), 8-75 4:04.

STATISTICS

	VU	UGA
FIRST DOWNS	9	23
RUSHES-YARDS (NET)	32-62	35-75
PASSING YDS (NET)	109	346
PASSES ATT-COMP-INT	18-7-0	40-27-0
TOTAL OFFENSE PLAYS-YARDS	50-171	75-421
KICKOFF RETURNS-YARDS	2-124	3-44
INTERCEPTION RETURNS-YARDS	0-0	0-0
PUNTS (NUMBER-AVG)	8-47.2	6-38.0
FUMBLES-LOST	2-0	2-0
PENALTIES-YARDS	5-45	8-53
POSSESSION TIME	24:56	35:04
THIRD-DOWN CONVERSIONS	4 OF 14	6 OF 17
FOURTH-DOWN CONVERSIONS	0 OF 0	1 OF 2
RED-ZONE SCORES-CHANCES	3-3	3-3
SACKS BY: NUMBER-YARDS	1-11	3-19

RUSHING: VANDY-Ralph Webb 19-48; Darrius Sims 1-18; K. Blasingame 5-17; TEAM 3-minus 6; Kyle Shurmur 4-(-15). UGA-Nick Chubb 16-40; Sony Michel 13-28; Jacob Eason 3-6; Brian Herrien 2-1; Isaiah McKenzie 1-0.

PASSING: VANDY-Kyle Shurmur 7-18-0-109. UGA-Jacob Eason 27-40-0-346.

RECEIVING: VANDY-Ralph Webb 2-44; Trent Sherfield 2-19; Kalija Lipscomb 1-27; Caleb Scott 1-12; Bailey McElwain 1-7. UGA-Isaac Nauta 5-74; Riley Ridley 5-67; Isaiah McKenzie 4-56; Terry Godwin 3-36; Javon Wims 3-32; Reggie Davis 2-42; Michael Chigbu 2-20; Christian Payne 2-14; Charlie Woerner 1-5.

Did You Know?

Georgia began using Uga as the team's mascot in 1956.

Every dog to serve as Uga has been part of a lineage of English Bulldogs owned by Sonny Seiler. Uga X is currently serving as the team's mascot.



VANDERBILT (IN)DEPTH CHART: OFFENSE



10 Trent Sherfield // 6-1, 205, Sr.
Team-high 86 career receptions in 2016... Set school record with 240 yards receiving vs. Austin Peay 9/19/15... Expected to graduate in May with degree in medicine, health and society.

	REC	YDS	TD
2017	16	287	1
2016	34	472	1
2015	51	659	3
2014	1	9	0
Totals	102	1424	5

9 Caleb Scott // 6-2, 202, Sr.
Played in all 13 games, starting three in 2016... Son of former Commodore and NFL player Chuck Scott (1981-84)... Set to graduate in May with degree in medicine, health and society.

	REC	YDS	TD
2017	3	27	1
2016	24	466	0
2015	24	339	2
2014	6	78	0
Totals	57	918	3



83 Nathan Marcus // 6-5, 242, R-Sr.
Started 12 of 13 games as a junior in 2016, catching a career-best 11 passes... Caught game-winning pass in win at WKU in 2016... Graduating with a degree in communication studies in December.

	REC	YDS	TD
2017	4	17	1
2016	11	73	1
2015	4	34	0
2014	6	56	2
Totals	25	180	4

80 Jared Pinkney // 6-4, 255, R-So.
Caught career-best 2 TDs 9/9... Started six games and led all VU TEs with 22 catches and 274 yards... Posted multiple catches in seven games... Majoring in communication studies.

	REC	YDS	TD
2017	11	135	2
2016	22	274	2
Totals	33	409	4



58 Justin Skule // 6-6, 315, Jr.
Freshman campaign ended with an injury after earning way into starting lineup, starting two games and playing in seven... Dad, Josh, played on offensive line at Navy.

	GP	GS
2017	5	5
2016	13	13
2015	7	2
Totals	25	20

74 Cole Clemens // 6-6, 305, Fr.
Made his collegiate debut 9/9... Three-year starter for powerful Bingham HS in South Jordan, Utah... Won 14 straight games and state title at 5A level... Lettered in baseball and track in HS.

	GP	GS
2017	1	0



56 Saige Young // 6-4, 315, So.
Made his first start 9/30... Transfer from Dodge City CC after playing at Woodford County HS in Kentucky... Started on OL for Dodge City, earning honorable mention All-Conference.

	GP	GS
2017	2	1

57 Ean Pfeifer // 6-4, 300, R-So.
Started nine games and played in two more as a freshman in 2016... Took over starting spot on OL early in season... Majoring in economics... Studied abroad in London in May 2017.

	GP	GS
2017	5	4
2016	11	9
2015	0	0
Totals	15	13



61 Bruno Reagan (ray-gan) // 6-3, 310, R-Jr.
Played in all 13 games in 2016, on the field for nearly 90% of team's snaps... Won wrestling Tennessee state title as a junior in HS finishing 57-0, also nationally ranked in judo.

	GP	GS
2017	5	5
2016	13	13
2015	4	10
Totals	30	28

53 Sean McMoore // 6-4, 305, R-Fr.
Saw his first action 9/9... Redshirted in 2016... First Hawaiian to suit up for Vanderbilt... One of six Polynesian players on roster... Three-year starter on offensive line for Kapolei HS in Kapolei, Hawaii.

	GP	GS
2016	1	0
2015	1	0
Totals	2	0



76 Egidio (eh-jid-ee-o) DellaRipa (del-la rip-pa) // 6-4, 300, R-Jr.
Made his first career start 9/30... Played in one game in 2016, seeing action against Tennessee State... Working towards a degree in economics.

	GP	GS
2017	5	1
2016	1	0
Totals	6	1

71 Jared Southers // 6-4, 310, R-So.
First career start at MT... Played in the final 10 games of 2016... Played for Seton Hall Prep in New Jersey... Also lettered in wrestling in HS... Working towards a degree in economics.

	GP	GS
2017	5	4
2016	10	0
Totals	15	4



77 Devin Cochran // 6-7, 315, R-Fr.
Saw his first career action with a start at MT... First team All-State OT for Greater Atlanta Christian as a senior, helping team to 12-2 record senior season... Also competed in track & field as a thrower.

	GP	GS
2017	5	5
Totals	5	5

75 Bailey Granier (graun-yay) // 6-6, 316, R-Jr.
Played in nine games, mostly at guard in 2016... Dad is a commercial fisherman... Working towards a degree in special education.

	GP	GS
2017	5	0
2016	9	0
2015	0	0
Totals	14	0



14 Kyle Shurmur // 6-4, 227, Jr.
Set VU game record with 83.3% completion percentage 9/9... Set sophomore VU record with 2409 passing yards in 2016... Son of Minnesota Vikings OC Pat Shurmur... Majoring in economics.

	C-A-I	YDS	TD
2017	71-123-1	985	11
2016	204-375-10	2409	9
2015	44-103-3	503	5
Totals	319-601-14	3897	25

2 Deuce Wallace // 6-2, 210, R-Fr.
Played in his first game 9/9... Redshirted during his first season at Vanderbilt... Two-year starter at Sevier County HS passing for 3,505 yards and 37 TDs as a senior... Also lettered in basketball & baseball.

	C-A-I	YDS	TD
2017	6-14-0	39	0
Totals	6-14-0	39	0



7 Ralph Webb // 5-10, 202, Sr.
Became Vanderbilt's all-time leading rusher in 2016... Ran for 211 yards vs. MT, 3rd-most in VU history... Expected to graduate in December with degree in sociology.

	ATT	YDS	TD
2017	75	198	2
2016	250	1283	13
2015	277	1152	5
2014	212	907	4
Totals	814	3540	24

23 Khari (car-EE) Blasingame // 6-1, 235, R-Jr.
Saw action as a RB in all 13 games in 2016 after moving from LB... His 10 TDs ranked second on the team... Majoring in medicine, health and society.

	ATT	YDS	TD
2017	30	107	0
2016	97	449	10
Totals	127	556	10



28 Dallas Rivers // 6-1, 225, Sr.
Played in all 13 games in 2016 running for 92 yards on 20 carries... Involved in Young Life organization and works as counselor at local youth camps... Graduating in May with a degree in economics.

	ATT	YDS	TD
2017	0	0	0
2016	20	92	1
2015	60	183	1
2014	61	218	2
Totals	141	493	4

27 Jaire George // 6-1, 230, R-So.
Contributes on special teams as well... Son of former Tennessee Titan and Heisman Trophy winner Eddie George... Majoring in economics.

	ATT	YDS	TD
2017	0	0	0
2016	0	0	0
Totals	0	0	0



19 C.J. Duncan // 5-11, 203, R-Sr.
Led VU WRs with 44 receptions in 2016... Played in all 13 games in 2016 as WR and punt returner... Graduating in December with degree in political science.

	REC	YDS	TD
2017	18	176	1
2016	44	494	0
2015	-DNP-		
2014	28	441	4
Totals	90	1111	5

16 Kalija (kuh-lie-JUH) Lipscomb // 6-1, 200, So.
Caught a career-best two TDs at MT, first Dore since Jordan Matthews with two TD catches in one game... Played in 12 games at WR and punt returner.

	REC	YDS	TD
2017	9	156	4
2016	27	319	2
Totals	36	475	6



VANDERBILT (IN)DEPTH CHART: DEFENSE

DL		49 Jonathan Wynn // 6-4, 265, R-Sr. Played in 12 games and started 10 during 2016, making career-best 28 tackles... Studied abroad in Switzerland in May 2016... Attended same HS as teammate Dallas Rivers.	2017 2016 2015 2014 Totals	U-A-T 6-2-8 20-8-28 8-13-21 5-8-13	TFL 2.0-10 2.0-2 3.0-13 1.5-10	SACK 1.0-9 1.0-1 1.0-7 1.0-8
		10 Dayo Odeyingbo (o-dang-BO) // 6-6, 250, Fr. Registered 20 tackles for loss and seven quarterback sacks among 47 total tackles and added three forced fumbles as a senior at Carrollton Ranchview HS... Younger brother of Dare.	2017 Totals	U-A-T 1-6-7	TFL 0.5-1	SACK 0.0-0 0.0-0
DL		77 Nifae (nee-FY) Lealao (lay-lau) // 6-5, 315, Sr. Started 11 of the Dore's 13 games in 2016 setting career-bests in tackles and sacks... One of six players on football roster of Polynesian decent... Working towards degree in sociology.	2017 2016 2015 2014 Totals	U-A-T 0-8-8 15-7-22 9-9-18 2-5-7	TFL 1.0-3 4.0-7 1.0-2 0.0-0	SACK 0.0-0 2.5-3 0.0-0 0.0-0
		74 Jay Woods // 6-3, 285, Sr. Played in all 13 games in 2016 after making quick recovery from leg injury during spring ball... Working towards degree in medicine, health and society.	2017 2016 2015 2014 Totals	U-A-T 5-2-7 2-4-6 12-12-24 12-19-31	TFL 0.0-0 0.5-4 2.0-6 1.5-8	SACK 0.0-0 0.5-4 1.0-5 0.0-0
DL		34 Dare (dar-AY) Odeyingbo (o-dang-BO) // 6-2, 272, Jr. Career-best two sacks at MT... Played in all 13 games 2016... Parents, Gary and Betty, are natives of Nigeria... Younger brother Dayo is freshman on team... Majoring in medicine, health and society.	2017 2016 2015 Totals	U-A-T 10-5-15 10-11-21 0-2-2	TFL 6.5-27 4.0-12 0.5-1	SACK 2.5-15 1.0-7 0.0-0
		90 Cameron Tidd // 6-3, 290, R-Fr. Redshirted in 2016... Four-year starter for Center Grove HS in Greenwood, Ind. helping team to 14-0 record and state title as senior.	2017 Totals	U-A-T 1-4-5	TFL 0.0-0	SACK 0.0-0 0.0-0
OLB		11 Charles Wright // 6-3, 240, R-Jr. First Dore with three sacks in a game since 2012... Played in 12 games during 2016 season making 13 tackles, including 3.5 for loss... Majoring in human & organizational development.	2017 2016 2015 Totals	U-A-T 7-15-22 9-4-13 1-2-3	TFL 7.0-46 3.5-14 1.5-5	SACK 6.0-44 0.0-0 1.0-4
		48 Andre Mintze (mence) // 6-3, 235, R-Fr. Missed his freshman campaign with an injury... Helped Imhotep Institute HS in Philadelphia to 15-0 state title as a senior... Recorded 14 sacks as a senior.	2017 Totals	U-A-T 1-0-1	TFL 0.0-0	SACK 0.0-0 0.0-0
ILB		4 Emmanuel Smith // 6-2, 235, Sr. Made a career-high 12 tackles vs. KSU... Played in nine games during his junior season at LB and S... Majoring in environmental sociology... Studied abroad in Brazil in 2016... Brother, Josh is OLB.	2017 2016 2015 2014 Totals	U-A-T 19-25-44 4-2-6 1-9-10 1-2-3	TFL 2.5-11 0.0-0 0.0-0 0.0-0	SACK 0.5-3 0.0-0 0.0-0 0.0-0
		40 Jordan Griffin // 6-1, 223, Jr. Played in all 13 games in 2016 making a career-best 21 stops... Finished high school career with 428 tackles, second-most at Armwood HS in Tampa, Fla.	2017 2016 2015 Totals	U-A-T 11-5-16 12-9-21 6-3-9	TFL 2.0-6 1.5-3 0.0-0	SACK 0.0-0 0.0-0 0.0-0
ILB		20 Oren Burks // 6-3, 230, R-Sr. Moved to ILB late in 2016 season, making 59 tackles for second straight year... Studied abroad in 2017 in Australia... Graduating in December with degree in human and organizational development.	2017 2016 2015 2014 Totals	U-A-T 17-20-37 40-19-89 35-24-59 15-21-37	TFL 4.5-11 6.5-22 2.0-5 0.0-0	SACK 0.0-0 3.5-17 0.0-0 0.0-0
		33 Jay Hockaday // 6-3, 230, R-Fr. Missed the 2016 season with an injury... Played in eight games as a true freshman in 2015 making two tackles... Won state title as a senior with Christ Presbyterian Academy in Nashville.	2017 2016 2015 Totals	U-A-T 1-3-4 --DNP-- 1-1-2	TFL 0.5-2 0.0-0	SACK 0.0-0 0.0-0 0.0-0
OLB		9 Caleb Peart (peert) // 6-1, 235, R-So. Played in 11 games as a freshman in 2016 making five tackles... Majoring in medicine, health and society.	2017 2016 Totals	U-A-T 0-5-5 3-2-5	TFL 1.0-3 0.0-0	SACK 0.0-0 0.0-0
		25 Josh Smith // 6-3, 240, Jr. Played in nine games as a sophomore, including start vs. Tennessee... Younger brother of teammate, Emmanuel Smith... Dad, Demetrius, played football at Middle Tennessee.	2017 2016 2015 Totals	U-A-T 1-3-4 2-1-3 1-6-7	TFL 1.0-3 0.5-3 0.5-1	SACK 1.0-3 0.5-3 0.0-0
CB		31 Tre Herndon // 6-1, 188, Sr. 29-game streak of starts snapped 9/30... Real name is Willie Herndon III... Majoring in sociology.	2017 2016 2015 2014 Totals	U-A-T 6-6-12 30-11-41 35-12-47 7-2-9	TFL 1.0-3 1.0-6 1.0-6 0.0-0	INT 0.0-0 2-4 2-4 0.0-0
		3 Taurean Ferguson // 5-9, 190, R-Sr. Earned start 9/30 at CB... Played in all 13 games as a junior as the team's nickel back, making a career-best 51 tackles... Working on degree in human and organizational development.	2017 2016 2015 2014 Totals	U-A-T 7-1-8 38-14-52 11-2-13 25-5-30	TFL 0.0-0 3.0-8 0.5-1 1.5-2	INT 0.0-0 1-0 0.0-0 2-21
SS		14 Ryan White // 5-10, 190, R-Sr. Named a team captain for the third straight year... Started 12 games in 2016, making 75 tackles... Graduated in May 2017 with a degree in communication studies, enrolled in Peabody College.	2017 2016 2015 2014 Totals	U-A-T 20-11-31 49-26-75 18-8-26 19-15-34	TFL 2.5-5 3.5-6 3.0-10 3.5-14	INT 1.0-0 0.0-0 1-0 2-0
		6 Zaire Jones // 6-0, 200, R-Fr. Redshirted during 2016 season... Three-year starter at Meridian HS in Meridian, Miss. making 92 tackles as a senior.	2017 Totals	U-A-T 2-3-5	TFL 1.0-2	INT 0.0-0 0.0-0
FS		2 Arnold Tarpley // 6-1, 203, Sr. Played in 12 games, starting the final seven in 2016... Started seven games in 2015, playing in all 12 making at least three tackles in 10 of the 12 games... Arnold Lee Tarpley III.	2017 2016 2015 2014 Totals	U-A-T 8-5-13 29-11-40 24-12-36 14-13-13	TFL 0.0-0 3.0-14 5.0-27 2.0-13	INT 0.0-0 0.0-0 0.0-0 0.0-0
		or 5 LaDarius Wiley // 6-1, 210, R-Jr. SEC co-Defensive Player of the Week 9/19... Started seven games and played in all 13 in 2016 making 75 stops... Has five brothers... Working on degree in medicine, health and society.	2017 2016 2015 Totals	U-A-T 22-20-42 49-26-75 5-3-8	TFL 0.0-0 2.5-16 1.0-1	INT 1-11 0.0-0 0.0-0
CB		8 Joejuan Williams // 6-3, 208, So. Bednarik Player of the Week 9/19... Made his first career start at MT... Played in all 13 games as a true freshman, one of six freshmen to play in 2016... Working towards degree in economics.	2017 2016 Totals	U-A-T 14-5-19 14-5-19	TFL 0.5-2 1.5-5	INT 0.0-0 0.0-0
		30 Bryce Lewis // 6-0, 185, R-Jr. Picked off his first career pass at MT... Saw action in all 13 games during the 2016 season, making a career-best 10 tackles... Working on a degree in economics.	2017 2016 2015 Totals	U-A-T 3-1-4 7-3-10 0-1-1	TFL 0.0-0 0.0-0 0.0-0	INT 1-28 0.0-0 1-28



COMMODORES IN SEC & NATIONAL RANKINGS

Category	Stat	SEC	National
Total Offense	285.2	14	121
Rushing Offense	79.2	13	126
Passing Offense	206.0	7	84
Team Passing Efficiency	143.0	8	46
Scoring Offense	21.6	14	109
Total Defense	347.8	6	45
Rushing Defense	204.6	12	107
Passing Yards Allowed	143.2	3	6
Team Pass Defense Efficiency	97.8	3	11
Scoring Defense	22.0	8	47
Turnover Margin	+2	T6	T40
3rd Down Conversions	33.8%	14	101
Opp. 3rd Down Conv.	30.1%	5	T48
Red Zone Offense	83.3%	T8	28
Red Zone Defense	75.0%	T2	94
Net Punting	35.8	13	99
Punt Return Avg.	9.4	7	43
Kickoff Returns	18.5	14	97
1st Downs	64	14	123
Opp. 1st Down	95	13	73
Fewest Penalty Yards/Game	43.4	7	T29
Time of Possession	27:34	11	102
Sacks By/Game	2.4	5	43
Sacks Against/Game	0.6	1	6
Kickoff Coverage	10.4	2	2

INDIVIDUAL

Category/Player	Stat	SEC	National
Completion Percentage/K. Shurmur	57.3	10	83
Completions/Game/Kyle Shurmur	14.2	7	86
Passing Yards/Game/K. Shurmur	197.0	5	66
Passing Efficiency/K. Shurmur	151.6	5	33
Passing TDs/K. Shurmur	11	1	17
Passing Yards/K. Shurmur	985	5	52
Receiving TDs/Kalija Lipscomb	4	1	18
Receiving TDs/Jared Pinkney	2	12	102
Receiving Yards/Trent Sherfield	287	9	93
Sacks/Game/Charles Wright	1.2	1	4
Tackles for Loss/Charles Wright	1.4	2	31
Tackles for Loss/Dare Odeyingbo	1.3	4	49
Tackles/Game/Emmanuel Smith	8.8	4	38
Tackles/Game/LaDarius Wiley	8.4	6	59

SHURMUR MOVING UP VANDERBILT CHARTS

QB Kyle Shurmur is off to a solid start in his junior season having already thrown 11 touchdowns in the Commodores first five games of 2017, including a career-best four against Alabama A&M. He threw nine all of last year and entered the season with 14 in his career.



SHURMUR

Shurmur ranks in the top 10 in the SEC in multiple categories, including passing efficiency (5th), touchdowns (1st), completion percentage (10th) and passing yards per game (5th).

The junior has been sharp with the football, completing 57.3 percent of his passes in the first five games to rank 10th in the league and 83rd nationally.

He threw his first interception of the season on Vanderbilt's first drive against Alabama on a tipped pass.

His hot start to the season also begun his ascension up the Vanderbilt record charts moving him into seventh all-time in passing yards (3897) and passing touchdowns (25).

VU CAREER PASSING YARDS

1. Jay Cutler, 2002-05	8,697
2. Greg Zolman, 1998-2001	7,981
3. Whit Taylor, 1979-82	6,307
4. Kurt Page, 1981-84	6,233
5. Eric Jones, 1986-88	5,029
6. Jordan Rodgers, 2011-12	4,063
7. Kyle Shurmur, 2015-	3,897
8. Damian Allen, 1994-97	3,704
9. John Gromos, 1985, 87-89	3,514
10. Chris Nickson, 2005-08	3,406

VU CAREER PASSING TDs

1. Jay Cutler, 2002-05	59
2. Greg Zolman, 1998-2001	41
Whit Taylor, 1979-82	41
4. Kurt Page, 1981-84	35
5. Eric Jones, 1986-88	32
6. Bill Wade, 1949-51	31
7. Chris Nickson, 2005-08	29
8. Kyle Shurmur, 2015-	25
9. Jordan Rodgers, 2011-12	24

TAKING ON THE TOP 25... AGAIN

Vanderbilt continues its stretch of ranked opponents by hosting No. 5 Georgia on Saturday.

The Bulldogs are the fourth straight AP Top 25 team on the Commodores' schedule marking the first time in history the Dores have played four straight AP Top 25 teams. Vanderbilt last played two AP Top 5 teams in a season in 2012 when VU lost at No. 5 Georgia and at home to No. 4 Florida.

The Commodores topped No. 18 Kansas State, dropped a home game to No. 1 Alabama and fell at No. 21 Florida last weekend. The last time the Commodores faced three straight teams ranked in the AP Top 25 was 2009 when the team lost at No. 24 South Carolina, at home to No. 12 Georgia Tech before falling on the road at No. 1 Florida.

2017 NEED-TO-KNOW INFO

Opponent	Captains	Coin Toss	KO/Receive	1st Poss.	Opp. 1st Poss.	Game Length	Jersey	Pants	Helmet	Result
@Middle Tenn.	Burks/Herndon/Sherfield/White	Lost	REC	TD	INT	3:09	White	White	White	W 28-6
Alabama A&M	Burks/Sherfield/White	Lost	REC	TD	PUNT	3:13	Gold	Gold	Black	W 42-0
#18 Kansas St.	Burks/Sherfield/White	Won	REC	PUNT	PUNT	3:17	Black	Black	Gold	W 14-7
#1 Alabama	Burks/Sherfield/White	Lost	REC	INT	PUNT	3:07	Black	Gold	Gold	L 59-0
@ #21 Florida	Burks/Sherfield/White	Won	REC	PUNT	PUNT	3:22	White	White	White	L 38-24

- #5 Georgia
- @Ole Miss
- @S. Carolina
- Western Ky.
- Kentucky
- Missouri
- @Tennessee

Ranking is indicative of AP poll ranking when game was played



THE INCREDIBLE MR. WEBB

With numerous Commodore records in his hip pocket, senior running back Ralph Webb can become one of the leading rushers in South-eastern Conference history.

The three-year starter from Gainesville, Fla. enters Week 6 with 3,540 rushing yards, No. 1 all-time at Vanderbilt.

Webb started the season No. 20 all-time among SEC backs and has moved up to 17th through five games.

He's sixth on the active rushers list in the NCAA.

If Webb duplicates a sensational 2016 campaign, he could move to No. 2 on the

league's all-time charts behind Georgia's legendary Herschel Walker.

In 2016, Webb broke the Commodore single-season record en route to setting the new school career mark. He rushed for 1,283 yards, surpassing Zac Stacy's previous record of 1,193 yards in 2011. He also added 13 rushing touchdowns and posted seven games of 100+ rushing yards.

The 2016 All-SEC performer has been remarkably consistent and durable as a Commodore. Since entering the lineup in 2014, Webb has set freshman, sophomore and junior rushing records. He enters the weekend riding a 42-game consecutive start streak.



ACTIVE NCAA RUSHING LEADERS

1. Royce Freeman - Oregon	4,738
2. Justin Jackson - Northwestern	4,402
3. Larry Rose III - New Mexico St.	4,021
4. Jarvion Franklin - W. Michigan	3,834
5. Nick Chubb - Georgia	3,904
6. Ralph Webb - Vanderbilt	3,540

Webb's Vanderbilt records

- ★ Career rushing yards: 3,540
- ★ Career rush attempts: 814
- ★ Single-season rushing yards: 1,283
- ★ Single-season rush attempts: 277 (2016)
- ★ Rushing yards by a junior: 1,283
- ★ Rushing yards by a sophomore: 1,152
- ★ Rushing yards by a freshman: 907
- ★ Most 100+ rushing games in a season: 7 (2016)
- ★ Most 100+ rushing games in a career: 13

Webb would like to break one more career record held by Stacy. He is seven rushing touchdowns shy of breaking Stacy's mark for rushing touchdowns.

Webb eclipsed Stacy's career mark in a 111-yard rushing performance against NC State in the Camping World Independence Bowl Dec. 26.

In 2016, Webb also became just the second Commodore to top 1,000 rushing yards in back-to-back seasons. He joined Stacy, who accomplished the feat in 2011-12.

SEC ALL-TIME RUSHERS

Name	Yards	Years
1. Herschel Walker, UGA	5,259	1980-82
2. Darren McFadden, ARK	4,590	2005-07
3. Kevin Faulk, LSU	4,557	1995-98
4. Bo Jackson, AU	4,303	1982-85
5. Erric Rhett, FLA	4,163	1989-93
6. Dalton Hilliard, LSU	4,050	1982-85
7. Charles Alexander, LSU	4,035	1975-78
8. Anthony Dixon, MSU	3,994	2006-09
9. Emmitt Smith, FLA	3,928	1987-89
10. * Nick Chubb, UGA	3,904	2014-
11. Sonny Collins, UK	3,835	1972-75
12. Carnell Williams, AU	3,831	2001-04
13. Leonard Fournette, LSU	3,830	2014-16
14. Alex Collins, ARK	3,703	2013-15
15. Derrick Henry, ALA	3,591	2013-15
16. Shaun Alexander, ALA	3,565	1996-99
17. * Ralph Webb, VU	3,540	2014-
18. James Brooks, AU	3,523	1977-80
19. Bobby Humphrey, ALA	3,420	1985-88
20. Joe Cribbs, AU	3,368	1976-79

* active players

VANDERBILT'S RECORD WHEN...

home.....	2-1
road.....	1-1
neutral.....	0-0
day games.....	1-2
night games.....	2-0
overtime.....	0-0
VU scores on 1st possession.....	2-0
Opp. scores on 1st possession.....	0-0
VU scores first.....	3-0
Opp. scores first.....	0-2
VU leads after 1st quarter.....	3-0
Opp. leads after 1st quarter.....	0-1
Tied after 1st quarter.....	0-1
VU leads at halftime.....	2-0
Opp. leads at halftime.....	0-1
Tied at halftime.....	1-1
VU leads after 3rd quarter.....	2-0
Opp. leads after 3rd quarter.....	0-2
Tied after 3rd quarter.....	1-0
VU has more total yards.....	2-0
Opp. has more total yards.....	1-2
VU has more rushing yards.....	2-0
Opp. has more rushing yards.....	1-2
VU has more passing yards.....	3-1
Opp. has more passing yards.....	0-1
VU has more turnovers.....	0-1
Opp. has more turnovers.....	3-0
Teams have equal turnovers.....	0-1
VU forces 1+ turnovers.....	3-0
VU has more penalties.....	1-0
Opp. has more penalties.....	2-2
Teams have equal penalties.....	0-0
VU has more time of possession.....	2-0
Opp. has more time of possession.....	1-2
VU has 100-yard rusher.....	0-0
Opp. has 100-yard rusher.....	1-2
VU has 300-yard passer.....	0-0
Opp. has 300-yard passer.....	0-0
VU has 100-yard receiver.....	1-0
Opp. has 100-yard receiver.....	1-0
VU scores less than 20 points.....	1-1
Opp. scores less than 20 points.....	3-0
VU scores 20+ points.....	2-1
Opp. scores 20+ points.....	0-2
VU scores 30+ points.....	1-0
Opp. scores 30+ points.....	0-1
Playing on grass.....	0-1
Playing on turf.....	3-1
VU defense scores.....	0-0
Opp. defense scores.....	0-0
VU scores special teams TD.....	0-0
Opp. scores special teams TD.....	0-0
vs. Associated Press Top 5.....	0-1
vs. Associated Press Top 10.....	0-1
vs. Associated Press Top 15.....	0-1
vs. Associated Press Top 25.....	1-2
VU rushes for 100+ yards.....	1-0
Opp. rushes for 100+ yards.....	1-2
VU rushes for 200+ yards.....	0-0
Opp. rushes for 200+ yards.....	1-2
VU passes for 200+ yards.....	3-1
Opp. passes for 200+ yards.....	0-1
VU passes for 250+ yards.....	1-1
Opp. passes for 250+ yards.....	0-0
VU passes for 300+ yards.....	0-0
Opp. passes for 300+ yards.....	0-0
VU totals less than 300 yards total offense.....	1-1
Opp. totals less than 300 yards total offense.....	3-0
VU totals 300+ yards total offense.....	2-1
Opp. totals 300+ yards total offense.....	0-2



AIR IT OUT

The Commodores attempted 40 passes last weekend at Florida, the most pass attempts for the team since 2015.

Johnny McCrary threw 42 passes at South Carolina, completing 21. Kyle Shurmur's 40 attempts are the most in his career, eclipsing his previous of 36 from last season at Auburn.

Shurmur's 124 attempts this season are the seventh-most in the league with the junior ranking fifth in the SEC with 197.0 yards per game and 985 total yards. His 11 touchdown passes is tied with Ole Miss QB Shea Patterson for tops in the SEC.

The Dores are one of six SEC teams to have passed for more than 1000 yards so far this season.

COMING HOME

Vanderbilt hosts Georgia this weekend for homecoming.

The Commodores are 29-38-3 all-time on homecoming, including five of the team's last six homecoming match-ups dating back to 2011. The Dores are 3-0 on homecoming under head coach Derek Mason after last season's 35-17 win over Tennessee State.

HOMECOMING AT VU

Date	Opponent	Result
10/22/16	Tennessee St.	W 35-17
10/24/15	Missouri	W 10-3
10/11/14	Charleston Southern	W 21-20
10/5/13	Missouri	L 51-28
10/29/12	UMass	W 49-7
10/22/11	Army	W 44-21

HEBERT & MOORE MAKE DEBUTS

True freshman Dimitri Moore and redshirt freshman Kenny Hebert each made their collegiate debuts last Saturday at Florida.

Moore becomes the sixth true freshman on the Vanderbilt roster to earn playing time this season joining Cole Clemens, Tae Daley, Dayo Odeyingbo, Chris Pierce and Jalen Pinkney.



HEBERT



MOORE

Overall, 19 freshmen have seen time on the field this season with 13 redshirt freshmen joining the six true freshmen to earn playing time in the first five games of the season.

WINNING THIRD DOWN

Vanderbilt opened the season with three straight victories going 18-for-42 (42.9%) on third down in those three wins, including 14-for-29 (48.3%) in the first two games of the year.

In the Commodores' two losses, the team is 4-for-23 (17.4%).

The Vandy defense has been stout on third down through the squad's five games, ranking fifth in the league and inside the top 50 nationally. Opponents have converted 22-of-73 (30.1%) on third downs against the Dores.

WRIGHT IN THE BACKFIELD

Charles Wright has been in opposing backfields causing havoc through the Dores' first five games, leading the SEC and ranking second nationally with six sacks.



WRIGHT

Wright trails only Ball State's Anthony Winbush (7.5) and is tied with SMU's Justin Lawler for the lead in FBS.

Wright's six sacks are already the most by a Commodore since Kyle Woestmann registered six in 2013. Chase Garnham's seven led the Dores in 2012 and Alan Young holds the school record with 12 in 1993.

LIPSCOMB FOR SIX

Kalija Lipscomb hauled in his fourth touchdown pass of the season last Saturday and is tied for the league lead with four TD catches entering the weekend.

Lipscomb's four touchdown receptions are four of his nine catches for the season. The sophomore caught the first touchdown of the season on a 37-yard pass from Kyle Shurmur before adding a four-yard TD catch later in the game at Middle Tennessee. He added a 45-yard touchdown against Alabama A&M before his fourth score of the season at Florida, a 13-yard grab in the first quarter.

Lipscomb's four TD catches are the most by a Vanderbilt receiver since C.J. Duncan and Steven Scheu each caught four in 2014.



LIPSCOMB

HALFWAY POINT

Saturday marks the halfway point in the Commodores' 2017 regular season. The Dores have six more games after Saturday.

NOTES FROM FLORIDA

- Saige Young and Egidio DellaRipa each earned their first career starts on the offensive line with Young getting the nod at left guard and DellaRipa at right guard.
- Caleb Scott earned his first start of the season at wide receiver.
- Taurean Ferguson earned his first start of the season in his first game action of 2017 starting at cornerback.
- Tre Herndon's streak of 29 consecutive starts was snapped.
- Kyle Shurmur's 13-yard touchdown pass to Kalija Lipscomb in the first quarter was Shurmur's ninth of the season, matching last season's total.
- Khari Blasingame's 21-yard catch in the second quarter is the longest catch of his career.
- Scott snagged his first touchdown of the season in the second quarter, catching Shurmur's 10th TD pass of the season on a 12-yard pass.
- Jonathan Wynn registered his first sack of the season.
- Shurmur's two TD passes in the first half gave him his third multiple TD game of the season.
- Donaven Tennyson hauled in a 35-yard pass in the first half for the longest reception of his career.
- Oren Burks paced the Dores in the first half with eight tackles and finished with a career-high 15 stops to lead VU.
- Safety LaDarius Wiley had 11 tackles – the third straight game in which he has posted 11+ stops.
- Wide receiver C.J. Duncan finished with a season-high 75 yards with a team-high five catches in the game.
- Shurmur tossed three touchdown passes – the third time this season he has thrown at least three scores.
- Ferguson matched a career-high eight tackles in his first game of the season.
- For the second time in five games, the VU defense forced a three-and-out on the opponent's first possession of the game. The Commodores have not allowed any points on the opponent's first possession of the game.
- For the fourth time in five games, Vanderbilt's defense did not allow any points on the opening possession of the second half.
- Tommy Openshaw's 42-yard field goal near the end of the first half was Vanderbilt's first field goal of the season.



STRENGTH OF SCHEDULE

Vanderbilt's 2017 schedule ranks among the toughest in the nation, with nine opponents appearing in postseason bowls last year.

TOUGH ENOUGH

FBS TEAM	WIN % (W-L)
1. UMass	.652 (101-54)
2. LSU	.628 (98-58)
3. East Carolina	.624 (98-59)
4. South Carolina	.616 (98-61)
5. Fresno State	.615 (96-60)
6. Tulane	.614 (94-59)
7. Syracuse	.613 (95-60)
8. Georgia Tech	.609 (95-61)
T-9. Vanderbilt	.606 (94-61)
T-9. Duke	.606 (94-61)

The cumulative win percentage for Vanderbilt's 12 regular season opponents is .606, tied for ninth highest among NCAA FBS teams.

The only SEC team facing a more difficult schedule in terms of opponent win percentage is LSU (.628).

Only five teams in the nation face more 2016 bowl teams than Vanderbilt – Syracuse (11), Notre Dame (11), Duke (11), South Carolina (10) and Ole Miss (10).

Vanderbilt's nine opponents that played in bowls are Middle Tennessee, Kansas State, Alabama, Florida, Georgia, South Carolina, Western Kentucky, Kentucky and Tennessee.

18 STARTERS RETURN FOR DORES

Only two other teams in the Southeastern Conference return more starters from the 2016 season than the Commodores.

Head coach Derek Mason brings back 18 starters - nine on offense, seven on defense and two specialists - from a 2016 squad that went 6-6 in the regular season and made an appearance in the Independence Bowl.

Only Georgia and Kentucky - with 19 starters returning - bring back more than the Commodores. Another SEC East team, Florida, returns 17 starters.

The Commodores return virtually all of their offensive firepower from a year ago, including quarterback Kyle Shurmur, record-breaking running back Ralph Webb, fullback Bailey McElwain, wide receivers Trent Sherfield and Kalija Lipscomb and tight end Nathan Marcus. The Dores also return three offensive linemen in Justin Skule, Ean Pfeifer and Bruno Reagan.

The defense returns linemen Nifae Lealao and Jonathan Wynn, linebacker Oren Burks and defensive backs Tre Herndon, Taurean

BACK IN THE SEC

SEC Team – Total 2016 Starters Returning
 Georgia – 19 (10 offense, 8 defense, 1 specialist)
 Kentucky – 19 (8 offense, 9 defense, 2 specialists)
Vanderbilt – 18 (9 offense, 7 defense, 2 specialists)
 Florida – 17 (9 offense, 6 defense, 2 specialists)

Ferguson, Ryan White and LaDarius Wiley. Kicker Tommy Openshaw and punter Sam Loy are also back.

Six more Commodores that started multiples games last year are also back with wide receivers C.J. Duncan and Caleb Scott and tight end Jared Pinkney on offense and end Dare Odeyingbo, safety Arnold Tarpley III and cornerback Bryce Lewis on defense.

IT'S A STREAK

Ralph Webb is slated to make his 43rd straight start at Vanderbilt on Saturday, by far the longest active streak on the roster.

On the other side of the ball, Tre Herndon's streak of 29 straight starts was snapped at Florida. No VU defender has started more than eight consecutive games.

Kyle Shurmur (21), Bruno Reagan (20), and Justin Skule (18) are the only other Commodores to have started 10+ consecutive games.

THE GRADUATES

Three Commodores will have the honor of wearing the SEC Graduate patch this season.

Ryan White earned his degree from Vanderbilt last spring alongside Tommy Openshaw, who earned degrees in engineering science and



economics, and transfer Scott Sypniewski picked up a diploma from Michigan before joining the Commodores over the summer as the team's long snapper.

CAPTAINS NAMED

The Commodores named six team captains for the 2017 season.

Senior Ryan White is a third-time captain and is the first Commodore to be named a three-time captain since Jay Cutler (2003-05).

Joining White as captains this season are Khari Blasingame, Oren Burks, Tre Herndon, Trent Sherfield and Kyle Shurmur.



WHITE

DOUBLE DUTY MASON

Vanderbilt head coach Derek Mason is on a very short list of college football head coaches that serves as his own defensive coordinators in college football.

Mason and San Diego State head coach Rocky Long are the only two head coaches in the country that run both the team and the defense.

Mason is entering his third season with both duties. Since taking over the defense, the Commodores have ranked among the Top 25 nationally in several defensive categories.

YEAH BRO

The Vanderbilt roster features three sets of brothers.

Dare and Dayo Odeyingbo, Jared and Jalen Pinkney and Emmanuel and Josh Smith.


The Odeyingbo brothers reside on the Dores' defensive line with Dare in his third year and Dayo a true freshman.



DARE & DAYO ODEYINGBO

The Pinkney brothers are on opposite sides of the ball with

Jared lining up at tight end as one of the Commodores' top weapons and talented younger brother and freshman Jalen on



JARED & JALEN PINKNEY

the defensive line.

The Smith brothers have been playing together at VU for the last two years but are roommates for this year for the first time since they were young kids. Both are expected to be major players for VU as linebackers.



EMMANUEL & JOSH SMITH

NOT SINCE 2011

Vanderbilt's 3-0 start to the season was the team's best start since 2011 when first-year head coach James Franklin led VU to wins over Elon, UConn and Ole Miss.

The 2011 squad finished 6-6 with a trip the AutoZone Liberty Bowl.



HEAD COACH DEREK MASON

Age: 47

Alma Mater: Northern Arizona (playing career 1989-92)

Degrees: Bachelor's, Criminal Justice, NAU 1993

Family: Wife, LeighAnne; daughters, Makenzie & Sydney

Twitter: @CoachDerekMason



VANDERBILT – 2014-17 (Head Coach)

Introduced Jan. 17, 2014 as the 28th head coach in team history... Notched first career victory as head coach in dramatic style, guiding team to 34-31 win over UMass on Sept. 13, 2014... After 2014 season, took over Vanderbilt defensive coordinator responsibilities... Earned first road win at MTSU in October 2015... Earned first SEC victory Oct. 24, 2015 with 10-3 win over Missouri... Mason's 2016 team improved win total for second straight year, winning the final two games of the regular season against Ole Miss and Tennessee to get to six wins and earn an invitation to the Camping World Independence Bowl... Also earned first win over ranked foe on the road vs. Georgia... Offense improved in nearly every category in 2016, finishing sixth nationally in red zone efficiency... The 2016 defense was led by consensus All-American Zach Cunningham, who became just the third Commodore to ever earn first-team All-American status from the Walter Camp Foundation... Defense led the nation in the red zone.

STANFORD – 2013 (Willie Shaw Director of Defense)

Promoted to position of Willie Shaw Director of Defense, Mason guides one of the nation's top defenses as The Cardinal goes 10-3 overall, wins Pac-12 crown and plays in second straight Rose Bowl... Stanford finishes year ranked No. 10 on strength of four victories over ranked opponents... The defense ranks third in NCAA in rushing defense, 10th in scoring defense and 16th in total defense... Unit again ranks among Pac-12's best in numerous defensive categories... For second straight year, Mason's defense limits powerful Oregon spread offense, holding Ducks scoreless for first three quarters in eventual 26-20 Stanford victory... Three of Mason's standouts – LB Trent Murphy, LB Shayne Skov and DB Ed Reynolds – garner postseason All-America recognition.

STANFORD – 2011-12 (associate head coach/defensive coordinator)

Finalist for 2012 Broyles Award as nation's outstanding assistant coach... Stanford goes 23-4 overall in Mason's first two years as coordinator, wins 2012 Pac-12 title, captures 2012 Rose Bowl over Wisconsin, and plays in the 2011 BCS Fiesta Bowl... Mason's 3-4 attacking defense ranked among the NCAA leaders in both seasons... In 2012, the Cardinal defense topped the nation with 57 quarterback sacks, ranked second in tackles for loss, fifth in rushing defense and 11th in scoring defense... Stanford also paced the Pac-12 in scoring defense, total defense, rushing defense and sacks... The 2012 defense also held eight opponents under 100 rushing yards and limited high-powered Oregon to just 14 points in an overtime win... In 2011 the Cardinal was third in the NCAA in rushing defense, sixth in 3rd-down efficiency and 11th in quarterback sacks, and finished among the Pac-12 leaders in scoring defense, total defense, rushing defense, sacks and opponent first downs.

STANFORD – 2010 (defensive backs coach)

Hired by Cardinal head coach Jim Harbaugh... Helped change Stanford into a tough-minded, attacking defense... Unit was key to arguably Stanford's best year of modern era – a 12-1 overall record capped by 40-12 victory over Virginia Tech in the Orange Bowl... The 2010 Cardinal secondary was one of the great turnaround stories in college football as Stanford ranked high nationally in interceptions and pass defense... That unit included three eventual NFL players, including All-Pro cornerback Richard Sherman from the World Champion Seahawks.

MINNESOTA VIKINGS/NFL – 2007-09 (assistant defensive backs coach)

Served as an assistant defensive backs coach for the Minnesota Vikings from 2007 to 2009, playing a vital role in the team ranking sixth in total defense in 2008 and 2009 as the Vikings won NFC North titles each season.

OHIO – 2005-06 (wide receivers)

Hired by former Nebraska head coach Frank Solich, Mason coached Ohio receivers for two years, helping the Bobcats improve from 4-7 in 2005 to a 9-5 campaign in 2006 that ended with a GMAC Bowl appearance.

NEW MEXICO STATE – 2004 (wide receivers)

In lone season at New Mexico State, the Aggie offense with Mason mentoring wide receivers corps topped the Sun Belt Conference in numerous passing categories.

SAINT MARY'S – 2003 (co-defensive coordinator/assistant head coach)

First coordinator responsibilities came in only season at St. Mary's, member of NCAA I-AA Independent League.

UTAH – 2002 (wide receivers/special teams assistant coach)

Hired by Ron McBride, Mason tutored WR Paris Warren, an eventual 7th round draft pick, in his only year at Utah. The 2002 Utes offense featured young QB Alex Smith, the eventual 2005 No. 1 NFL draft pick.

BUCKNELL – 1999-2001 (defensive backs)

Secondary coach for three straight winning Bison squads... Coached two Bucknell defensive backs to All-Patriot League recognition... Bison defensive staff was directed by current Vanderbilt coordinator David Kotulski.

IDAHO STATE – 1997-98 (running backs)

Mason coached Idaho State running backs for two years under head coach Tom Walsh.

WEBER STATE – 1995-96 (wide receivers)

Mason worked with Weber State receivers, including Pokey Eckford, who earned All-America honors in 1995 after catching 77 passes for 1,074 yards and six TDs.

MESA (ARIZ.) COMMUNITY COLLEGE – 1994 (wide receivers)

Mason entered collegiate coaching as a receivers coach with community college located in San Diego.

NFL MINORITY COACHING FELLOWSHIP PROGRAM

Mason spent time with the St. Louis Rams in 1996, New York Giants and Oakland Raiders through the Minority Coaching Fellowship Program. Philadelphia in 1999 and Minnesota in 2008.

MASON AT THE HELM

	2017	Career
Overall	3-2	16-26
Home	2-1	12-10
Road	1-1	4-14
Neutral	0-0	0-1
SEC	0-2	5-21
Overtime	0-0	1-0
Grass	0-1	1-9
Turf	3-1	15-17
vs. AP Top 5	0-1	0-3
vs. AP Top 10	0-1	0-4
vs. AP Top 15	0-1	0-9
vs. AP Top 25	1-2	2-12
Leading after 1Q	3-0	7-3
Trailing after 1Q	0-1	6-19
Tied after 1Q	0-1	3-4
Leading at half	2-0	11-5
Trailing at half	0-1	4-20
Tied at half	1-1	1-1
Leading after 3Q	2-0	10-2
Trailing after 3Q	0-2	4-24
Tied after 3Q	1-0	2-0
Scoring first	3-0	9-7
Opp. scoring first	0-2	7-19
Scoring 20+ points	2-1	12-3
Allowing 20+ points	0-2	6-20
Scoring 30+ points	1-0	9-1
Allowing 30+ points	0-2	3-12
Decided by 3 points or less	0-0	4-3
Decided by 10 points or less	1-0	8-12
Rush for <100 yards	2-2	3-8
Rush for 100+ yards	1-0	11-17
Rush for 200+ yards	0-0	4-1
Pass for <200 yards	0-1	8-17
Pass for 200+ yards	3-1	5-8
Pass for 250+ yards	1-1	4-3
Pass for 300+ yards	0-0	2-0
Total 300+ yards offense	2-1	12-11
Opp. rush for <100 yards	2-0	9-3
Opp. pass for <200 yards	3-0	7-9
Opp. total <300 yards	3-0	5-3
Win turnover margin	3-0	8-4
Tie turnover margin	0-0	5-5
Lose turnover margin	0-1	3-16

COACHING STAFF

On the Field

- Jeff Genyk, Special Teams Coord./RBs
- C.J. Ah You, Defensive Line
- Gerry Gdowski, Quarterbacks
- Cortez Hankton, Wide Receivers
- Chris Marve, Inside Linebackers
- Marc Mattioli, Secondary
- Cameron Norcross, Offensive Line

In the Booth

- Andy Ludwig, Offensive Coord./TEs
- Warren Belin, Outside Linebackers



SON OF A...

Two Commodores are sons of former NFL players.

Jaire George is the son of former Titans legend and Heisman Trophy winner Eddie George.

Caleb Scott is the son of former Commodore great and NFL WR Chuck Scott, who played for Los Angeles and Dallas.

THE LEAGUE

Vanderbilt has 11 former Commodores on NFL rosters.

Adam Butler, Zach Cunningham, Will Holden and Andrew Jelks are all in their rookie seasons.

Butler was signed by the New England Patriots as a non-drafted free agent in the spring before making the team during camp.

Cunningham was a second round pick by Houston last spring after an All-American season for the Dores in 2016.

Holden was a fifth round selection by the Arizona Cardinals after a stellar Vanderbilt career.

Jelks missed his final two seasons at Vanderbilt with injuries but was picked up by the Patriots.

The four rookies join seven experienced Dores in the league, including Casey Hayward, Andre Hal and Jordan Matthews.

COMMODORES IN THE LEAGUE

Notes from NFL (Sept. 24)

Adam Butler (2013-16) // New England // Butler made the Patriots' 53-man opening day roster after signing as an undrafted rookie free agent with the defending Super Bowl champions last May. Butler is playing both tackle and end at New England. **Week 4: Butler earned his third straight start on the New England defensive front in the Patriots' last-second 36-33 home loss to Carolina last Sunday. Butler did not register a tackle in the performance. What's next: The 2-2 Patriots travel to Tampa Bay Thursday night to face the Buccaneers. Kickoff is 7:25 p.m. CT.**

Zach Cunningham (2013-16) // Houston // The 57th overall pick of the 2017 NFL Draft, Cunningham has impressed since he arrived in Houston. A consensus First Team All-America inside linebacker for the Commodores in 2016, Cunningham has received high marks from Texas coaches with his abilities to play the rush and defend the pass. Cunningham joins a Houston defense that features returning linebacker starters Benardrick McKinney and Brian Cushing, All-Pro tackle J.J. Watt, end Jadeveon Clowney and former Commodore defensive back Andre Hal. **Week 4: Cunningham and the Texans won impressively at home on Sunday, defeating the Titans 57-14 in NRG Stadium. In his third career start at linebacker, Cunningham contributed two tackles for the Houston defense. What's next: The 2-2 Texans host Kansas City in a Sunday night feature Oct. 8 at NRG Stadium. Kickoff is scheduled for 7:30 p.m. CT.**

Jay Cutler (2002-05) // Miami // Retirement didn't last long for the veteran Cutler, who has decided to continue his career with former Bears mentor Adam Gase in South Beach. Gase confirmed Cutler's return to the NFL in early August. Cutler, named to the Vanderbilt Athletics Hall of Fame in 2015, has thrown for 32,467 yards and 208 touchdowns during an 11-year career with Denver and Chicago. He suffered a season-ending arm injury midway through the 2007 season, and announced intentions in May to join FOX Sports as a NFL color analyst. A leg injury to Dolphin QB Ryan Tannehill opened a path for Cutler's return to the game. After a strong preseason, Cutler looks to lead Miami back to the playoffs. **Week 4: Cutler and the Dolphins lost their second straight game, falling to New Orleans 20-0 in London's Wembley Stadium. Cutler completed 20 of 28 passes for 164 yards but was sacked four times. What's next: Cutler and the 1-2 Dolphins will play their first game of the season in Miami, hosting the Tennessee Titans in Hard Rock Stadium. Kick is noon CT.**

Andre Hal (2010-13) // Houston // Hal, the Texans' starting free safety, signed a new three-year deal in August in advance of his fourth season with the club. Hal is coming off his finest year, helping Houston advance to the second round of the AFC playoffs by registering 60 total tackles, three interceptions and 10 passes defended. In his final appearance last year, Hal registered six total tackles, an interception and two defended passes in Houston's playoff loss to the Patriots. The former Commodore cornerback also earned 11 starts at free safety last year, and has 22 career starting assignments. Former Vanderbilt All-America Zach Cunningham joins Hal on the Houston roster. **Week 4: Hal was a defensive standout in the Texans' impressive 57-14 home win over Tennessee last Sunday. Hal registered his first two interceptions of the year, a pair of defended passes and four total tackles in the victory. What's next: The 2-2 Texans host Kansas City in a Sunday night feature in NRG Stadium. Kickoff on Oct. 8 is scheduled for 7:30 p.m. CT.**

Casey Hayward (2008-11) // L.A. Chargers // Hayward enters his sixth season regarded as one of the NFL's elite cornerbacks. In 2016, Hayward enjoyed his finest season, earning his initial Pro Bowl recognition after leading the league with seven interceptions. He also ranked second in the league with 21 pass deflections, and finished the 2016 regular season with 35 solo tackles. He joins former Commodore offensive lineman Spencer Pulley on the Charger roster. **Week 4: Hayward contributed five defended passes, the most by a NFL player during the week, in the Chargers' 26-24 home loss to Philadelphia last Sunday. Hayward also registered a solo tackle in the stellar performance. What's next: The Chargers will look for their first victory on the road Sunday, Oct. 8. They travel to East Rutherford, N.J. to take on the New York Giants. Kickoff is noon CT.**

Will Holden (2013-16) // Arizona // Selected in the fifth round of the 2017 NFL Draft, Holden earned a spot of Arizona's 53-man opening day roster with a solid showing during the preseason. He has the versatility to play either tackle or guard for the Cardinals. **Week 4: Holden participated on special team conversion units and played limited snaps on the offensive line as the 1-2 Cardinals dropped a 28-17 decision to the Dallas Cowboys on Monday Night Football Sept. 25. What's next: The 2-2 Cardinals go on the road Sunday, Oct. 8, traveling to Philadelphia to face the Eagles in Lincoln Financial Field. Kickoff is noon CT.**

Andrew Jelks (2013-16) // New England // Jelks was placed on the reserve/non-football injury list Sept. 2 by the Patriots. New England coach Bill Belichick was impressed by Jelks at Vanderbilt Pro Day in March, then added Jelks as an undrafted free agent in May. Though he missed the last two seasons at Vanderbilt due to injury, Jelks joins fellow Commodore undrafted rookie free agent Adam Butler with the Patriots.

Wesley Johnson (2010-13) // New York Jets // Johnson enters his fourth professional season as the Jets' starting center, a role that Nick Mangold has served for the last decade. Johnson is coming off a 2016 campaign when he filled in admirably for an injured Mangold, starting eight of the final nine games for the Jets. **Week 4: Johnson earned his fourth consecutive start at center for the Jets, helping New York produced 256 rushing yards and 490 total yards in a 23-20 overtime win against Jacksonville last Sunday in East Rutherford, N.J. What's next: The 2-2 Jets will look for their third victory on the road, journeying to Cleveland to face the Browns on Sunday, Oct. 8. Kickoff is noon CT.**

Jordan Matthews (2010-13) // Buffalo // Matthews enters his fourth season in the NFL. On Aug. 11, 2017, Matthews was traded from Philadelphia to the Buffalo Bills. Matthews has missed three weeks this preseason with an injury, but is expected to start in the season opener vs. New York. The Commodores' all-time leading receiver is coming off a campaign when he ranked second on the Eagles with 73 receptions and 804 receiving yards. Matthews posted impressive numbers in Philly: 225 receptions, 2,673 receiving yards and 19 touchdown catches in 35 career starts. Matthews is expected to miss up to a month after suffering a thumb injury Oct. 1 at Atlanta. **Week 4: Matthews and the Bills recorded an impressive 23-17 road win over defending NFC champion Atlanta on Sunday. Matthews had two catches for 10 yards, including a 9-yarder that resulted in his first touchdown receptions in Buffalo. What's next: The 3-1 Bills will travel to Cincinnati on Sunday, Oct. 8 looking for their second straight road win. Kickoff is noon CT.**

Spencer Pulley (2011-15) // L.A. Chargers // Entering his second professional season, Pulley looks to be the opening day starter as Philip Rivers' center in Los Angeles. Pulley has enjoyed a quick rise since signing with the Chargers as an undrafted rookie free agent in May 2016. As a rookie, Pulley saw action in all 16 games for San Diego, contributing on both special teams and the offensive line. He joins former Commodore cornerback Casey Hayward on the Charger roster. **Week 4: Pulley earned his fourth straight start anchoring the offensive line at center as the Chargers dropped a close 26-24 loss last Sunday to Philadelphia. What's next: The Chargers look for their first victory on the road Sunday, Oct. 8. They travel to East Rutherford, N.J. to take on the New York Giants. Kickoff is noon CT.**

Stephen Weatherly (2012-15) // Minnesota // Weatherly enters his second season in Minneapolis aiming for an important role on the Vikings' defensive front. Selected in the 7th round of the 2016 NFL Draft, Weatherly finished last year on Minnesota's active roster, garnering a couple of tackles in late-season appearances. Weatherly has worked hard to transition from an outside linebacker at Vanderbilt, and currently sits at the top reserve to Viking right end starter Everson Griffen. **Week 4: Weatherly did not register a defensive statistic in Minnesota's 14-7 home loss to divisional rival Detroit. He saw action at defensive end and on special teams. What's next: The 2-2 Vikings will face divisional rival Chicago on Monday, Oct. 9 at Soldier Field on the shores of Lake Michigan. Kickoff for the Monday Night game is 7:30 p.m. CT.**



NATIONAL RANKINGS

AP Top 25

Week 6

	Record	Points	Prev
1. Alabama (44)	5-0	1506	—
2. Clemson (17)	5-0	1475	—
3. Oklahoma	4-0	1392	—
4. Penn State	5-0	1325	—
5. Georgia	5-0	1237	7
6. Washington	5-0	1218	—
7. Michigan	4-0	1115	8
8. TCU	4-0	1079	9
9. Wisconsin	4-0	1028	10
10. Ohio State	4-1	1016	11
11. Washington State	5-0	980	16
12. Auburn	4-1	802	13
13. Miami	3-0	782	14
14. USC	4-1	713	5
15. Oklahoma State	4-1	664	—
16. Virginia Tech	4-1	549	12
17. Louisville	4-1	507	—
18. South Florida	5-0	440	—
19. San Diego State	5-0	373	—
20. Utah	4-0	358	—
21. Florida	3-1	349	—
21. Notre Dame	4-1	349	22
23. West Virginia	3-1	221	—
24. NC State	4-1	149	NR
25. UCF	3-0	120	NR

Dropped from rankings: Mississippi State 24, LSU 25
 Others receiving votes: Oregon 19, Florida State 15, Georgia Tech 10, Texas Tech 10, Stanford 8, Navy 7, Kansas State 3, Memphis 2, Texas A&M 2, Maryland 1, Troy 1

Coaches Poll

Week 6

	Record	Points	Prev
1. Alabama (58)	5-0	1593	—
2. Clemson (6)	5-0	1537	—
3. Oklahoma	4-0	1460	—
4. Penn State	5-0	1379	—
5. Washington	5-0	1330	6
6. Georgia	5-0	1244	8
7. Michigan	4-0	1203	—
8. Wisconsin	4-0	1099	10
9. Ohio State	4-1	1091	—
10. TCU	4-0	1057	11
11. Washington State	5-0	936	16
12. Miami	3-0	850	13
13. Auburn	4-1	782	15
14. Oklahoma State	4-1	756	—
15. USC	4-1	745	5
16. South Florida	5-0	562	17
17. Louisville	4-1	550	18
18. Utah	4-0	503	19
19. Virginia Tech	4-1	455	12
20. Florida	3-1	382	—
21. San Diego State	5-0	371	—
22. Notre Dame	4-1	241	NR
23. West Virginia	3-1	239	—
24. NC State	4-1	127	NR
25. UCF	3-0	60	NR

Dropped from rankings: LSU 22, Mississippi State 24, Florida State 25
 Others receiving votes: Florida State 55, Kansas State 35, Georgia Tech 31, Navy 30, Texas A&M 27, Stanford 18, Oregon 17, Kentucky 14, Troy 9, Maryland 6, Michigan State 2, Memphis 1, Colorado State 1, Mississippi State 1, Arkansas 1

COACHING STAFF CONSISTENCY

One year after changing numerous coaching positions, head coach Derek Mason heads into his fourth season at Vanderbilt with a staff largely intact from a year ago.

The only offseason change Mason made was forced by illness. Warren Belin, a long-time Commodore defensive coach under Bobby Johnson, returned to campus, serving as Mason's outside linebackers coach.



BELIN

Belin was enticed to Vanderbilt only after learning Osia Lewis would be leaving his duties to battle a liver cancer diagnosis. Lewis left his on-field responsibilities in February, moving into a senior defensive assistant/consultant to the head coach role.

Before the 2016 season, Mason brought on five new staffers: Lewis, Jeff Genyk (special teams coordinator/running backs), Cameron Norcross (offensive line), C.J. Ah You (defensive line) and Chris Marve (inside linebackers).

Only Gerry Gdowski remains from Mason's original staff. Last year, Gdowski mentored Vanderbilt quarterbacks after coaching tight ends in 2014-15.

EXPERIENCE MATTERS

For the first time in the Derek Mason era the Commodores started an overwhelming amount of upperclassmen in 2016.

In the Dores' 13 games last year, 70.3% of the squad's starts went to juniors and seniors. The previous year just 54.2% of the starts went to older student-athletes and only 46.2% of the starts in Mason's first year in 2014.

THREE DORES BACK AFTER ALL-SEC FRESHMAN CAMPAIGNS

Vanderbilt sophomores Sam Loy, Ean Pfeifer and Jared Pinkney are coming off a season when they earned All-SEC Freshman honors from Athlon Sports.

Pfeifer and Pinkney were named to Athlon's first team all-freshman squad. Loy was named as Athlon's second-team punter.

FOUR DORES ON SENIOR BOWL WATCH LIST

Prior to the season, four Commodores were named to the Reese's Senior Bowl watch list.

The four Dores are four of the most productive athletes on the 2017 roster led by Vanderbilt all-time leading rusher Ralph Webb. The star running back set the all-time VU rushing mark last fall and holds the class record for Vandy freshmen, sophomores and juniors entering his senior season.

CLEAR BAG POLICY

The SEC has adopted a league-wide clear bag policy for the 2017-18 season restricting what is allowed inside stadiums, including bats and stadium seat-backs.

LET'S BE CLEAR...

The following clear bag policy will be in effect for all events that take place at Vanderbilt Stadium, Memorial Gym and Hawkins Field beginning in August 2017.

APPROVED ITEMS

16" x 16" STADIUM CUSHION NO POCKETS/NO BAGS

12" x 12" x 12" CLEAR BAG

1 GALLON PLASTIC FREEZER BAG

CLUTCH WITH SHOULDER STRAP NO LARGER THAN 4.5" x 6.5"

CLUTCH WITH WRIST STRAP NO LARGER THAN 4.5" x 6.5"

NON-APPROVED ITEMS

BACKPACK

BINOCULAR CASE

CAMERA CASE

CINCH BAG

TINTED PLASTIC BAG

PRINTED PATTERN PLASTIC BAG

FANNY PACK

STADIUM SEAT W/ BACK

OVERSIZED TOTE BAG

DIAPER BAG

MESH BAG

PURSE



BURKS, WEBB EARN PRESEASON ALL-SEC NOD

Oren Burks and Ralph Webb were named preseason All-Southeastern Conference recipients by the league’s head coaches prior to the season.

The duo also earned preseason recognition from the media attending SEC Media Days in July.

SEC head coaches voted Webb, a rising senior running back from Gainesville, Fla., and Burks, a rising senior linebacker from Fairfax Station, Va., as third-team all-conference recipients.

A preseason candidate for the Doak Walker and Maxwell awards, Webb enters his final season with 3,342 rushing yards. Webb ranks No. 20 on the SEC career rushing charts and could climb into the league’s top five with a season comparable to last year when he set a new team single-season record with 1,283 rushing yards.

A Butkus Award candidate, Burks finished with 40 unassisted tackles, 59 total stops, 6.5 tackles for loss, 3.5 quarterback sacks and an interception last year. Burks’ career statistics of 155 total tackles and four interceptions are active team highs.

POLY PIPELINE GROWING IN NASHVILLE

Vanderbilt’s Poly pipeline continues to grow in 2017 with six student-athletes on the roster with Polynesian descent, doubling last year’s total.

Senior Nifae Lealao is the elder statesman of the group and has been joined by now redshirt freshmen Josiah Sa’o and Sean McMoore. Sa’o plays alongside Lealao on the defensive line with McMoore on the offensive line. McMoore is the first Hawaiian to suit up for VU while Lealao and Sa’o both hail from California.

The Dores’ freshman class features three new players with Poly blood, including two from The Rock in Feleti Afemui and Jonah Buchanan. Afemui is a linebacker from Kahului with Buchanan playing alongside Lealao and Sa’o on the defensive line from Honolulu. Michael Owusu rounds the gridiron group playing outside linebacker from Oxnard, Calif.

Vanderbilt’s soccer team joined the Polynesian party, adding sophomore Taiana Tolleson to the growing ‘ohana’ (family) at Vanderbilt.

Even with seven Polynesians in athletics on West End, the most famous Polynesian in Nashville remains Heisman Trophy winner and Tennessee Titans QB Marcus Mariota.

LIKE FATHER, LIKE SON

WR Caleb Scott and DB Donovan Sheffield are second-generation Commodores. Both following their dad’s collegiate path through Vanderbilt

Scott is the son of former Commodore TE Chuck Scott (1981-84). Scott’s dad was a 1983 All-America and two-time All-SEC pick who still ranks T-3rd all-time among Commodores with 20 TD catches, sixth in receiving yards (2,219), and seventh in receptions (145).

Sheffield is the son of DB Robert Sheffield (1993-95). Sheffield’s dad was a three-year letterwinner at cornerback from 1993-95.

SEC STANDINGS

Eastern Division

Team	OVR	SEC	Home	Road	Strk
Florida	3-1	3-0	2-0	1-0	W3
Georgia	5-0	2-0	3-0	2-0	W5
Kentucky	4-1	1-1	2-1	2-0	W1
S. Carolina	3-2	1-2	1-1	1-1	L1
Vanderbilt	3-2	0-2	2-1	1-1	L2
Tennessee	3-2	0-2	2-1	0-1	L1
Missouri	1-3	0-2	1-3	0-0	L3

Western Division

Team	OVR	SEC	Home	Road	Strk
Alabama	5-0	2-0	3-0	1-0	W5
Auburn	4-1	2-0	3-0	1-1	W3
Texas A&M	4-1	2-0	3-0	0-1	W4
Miss. St.	3-2	1-2	2-0	1-2	L2
LSU	3-2	0-1	2-1	0-1	L1
Arkansas	2-2	0-1	2-1	0-0	W1
Ole Miss	2-2	0-1	2-0	0-2	L2

This Week in the SEC

Saturday, Oct. 7

Georgia at Vanderbilt | 11 a.m. | ESPN

Ole Miss at Auburn | 11 a.m. | SECN

LSU at Florida | 2:30 p.m. | CBS

Arkansas at South Carolina | 3 p.m. | SECN

Alabama at Texas A&M | 6:15 p.m. | ESPN

Missouri at Kentucky | 6:30 p.m. | SECN

Next Week in the SEC

Saturday, Oct. 14

Arkansas at Alabama | TBA | CBS/ESPN/ESPN2

Auburn at LSU | TBA | CBS/ESPN/ESPN2

Texas A&M at Florida | TBA | CBS/ESPN/ESPN2

BYU at Mississippi State | 11 a.m. | SECN

South Carolina at Tennessee | 11 a.m. | ESPN/ESPN2

Vanderbilt at Ole Miss | 2:30 p.m. | SECN

Missouri at Georgia | 6:30 p.m. | SECN

All times Central

VU Weekly Award Winners

SEC co-Defensive Player of the Week

LaDarius Wiley - Week 3 - vs. Kansas State

Maxwell/Bednarik Defensive Player of the Week

Joejuan Williams - Week 3 - vs. Kansas State



GAME	FINAL	SCORE BY QUARTER				FIRST DOWNS				RUSHING			PASSING			OFFENSE		PUNTING	FUMBLES	PENALTY	THIRD	TOTAL
	SCORE	1	2	3	4	RU	PA	PN	TOT	ATT	YDS	TD	C-A-I	YDS	TD	ATT	YDS	NO-AVG	NO-LOST	NO-YDS	DOWNS	TOP
VU	28	14	7	7	0	5	10	0	15	35	71	1	20-28-0	296	3	63	367	7-41.9	1-0	6-69	8-16	36:33
MT	6	0	0	0	6	3	8	3	14	26	49	0	18-31-1	166	1	57	215	7-40.7	1-0	4-14	0-12	23:27
AAMU	0	0	0	0	0	4	1	2	7	32	59	0	8-21-2	44	0	53	103	10-35.4	1-0	5-21	2-14	29:19
VU	42	14	21	7	0	8	10	0	18	35	174	2	19-26-0	227	4	61	401	5-33.2	0-0	4-40	6-13	30:41
KSU	7	0	7	0	0	10	3	0	13	35	201	1	10-28-2	76	0	63	277	7-37.7	0-0	7-68	4-16	30:27
VU	14	7	0	0	7	2	9	0	11	32	65	1	14-23-0	205	1	55	270	8-33.5	1-1	5-50	4-13	29:33
ALA	59	21	10	21	7	24	12	2	38	66	496	6	17-27-0	181	2	93	677	2-32.0	3-0	6-40	9-15	42:55
VU	0	0	0	0	0	1	1	1	3	16	40	0	7-22-1	38	0	38	78	9-43.7	1-1	5-20	1-10	17:05
VU	24	7	10	0	7	3	13	1	17	20	46	0	18-40-0	264	3	60	310	6-41.0	2-0	4-38	3-13	24:00
FLA	38	7	10	7	14	11	9	3	23	51	218	5	17-26-0	249	0	77	467	5-42.2	1-0	9-64	7-16	36:00
UGA																						
VU																						
VU																						
OM																						
VU																						
SC																						
WKU																						
VU																						
UK																						
VU																						
MIZ																						
VU																						
VU																						
UT																						

Vanderbilt Long Plays

YARDS	RUSH	PASS	KR	PR	TD
20-29	-	8	2	-	2
30-39	1	6	-	-	1
40-49	-	1	-	-	1
50-59	-	-	-	-	-
60-69	-	-	-	-	-
70-79	-	1	-	-	1
80-89	-	-	-	-	-
90-99	-	-	-	-	-
TOTALS	1	16	2	0	5

Three-&-Out Drives

	VANDERBILT	OPPONENT
	THREE-&-OUTS/DRIVES	THREE-&-OUTS/DRIVES
@Middle Tenn.	5/15 (33.3%)	6/13 (46.2%)
Alabama A&M	1/13 (7.7%)	6/14 (42.9%)
Kansas State	5/13 (38.5%)	4/12 (33.3%)
Alabama	7/12 (58.3%)	1/12 (8.3%)
@Florida	4/11 (36.4%)	3/12 (25.0%)
Georgia		
@Ole Miss		
@S. Carolina		
W. Kentucky		
Kentucky		
Missouri		
@Tennessee		
	22/64 (34.4%)	20/63 (31.8%)

Opponent Long Plays

YARDS	RUSH	PASS	KR	PR	TD
20-29	5	6	-	-	2
30-39	1	3	-	-	2
40-49	-	1	-	-	-
50-59	-	-	-	-	-
60-69	1	-	-	-	1
70-79	-	-	-	-	-
80-89	-	-	-	-	-
90-100	-	-	-	-	-
TOTALS	7	10	0	0	5



Vanderbilt Scoring Drives

OPP	PLAYS	YARDS	TIME	SCORING PLAY
@MT	5	75	2:29	Lipscomb 37-yd pass from Shurmur
@MT	3	40	1:04	Webb 1-yd run
@MT	13	76	7:43	Lipscomb 4-yd pass from Shurmur
@MT	3	80	1:24	Webb 73-yd pass from Shurmur
AAMU	11	67	6:22	Webb 6-yd run
AAMU	6	54	3:10	Pinkney 10-yd pass from Shurmur
AAMU	6	81	2:33	Lipscomb 45-yard pass from Shurmur
AAMU	3	10	0:53	Shurmur 1-yd run
AAMU	4	65	1:28	Sherfield 25-yd pass from Shurmur
AAMU	1	23	0:06	Pinkney 23-yd pass from Shurmur
KSU	13	84	7:53	Duncan 2-yd pass from Shurmur
KSU	4	33	1:53	Shurmur 2-yd run
UF	7	75	3:55	Lipscomb 13-yd pass from Shurmur
UF	7	75	3:12	Scott 12-yd pass from Shurmur
UF	9	60	3:57	Openshaw 42-yd FG
UF	14	77	3:56	Marcus 7-yd pass from Shurmur

Opponent Scoring Drives

OPP	PLAYS	YARDS	TIME	SCORING PLAY
@MT	3	47	1:05	James 22-yd pass from Stockstill
KSU	8	75	4:13	Ertz 15-yd run
ALA	5	47	1:30	Scarborough 6-yd run
ALA	2	70	0:36	Harris 61-yd run
ALA	6	26	2:38	Harris 2-yd run
ALA	13	75	5:39	Scarborough 2-yd run
ALA	13	71	3:43	Pappanastos 22-yd FG
ALA	8	75	2:53	Harris 2-yd run
ALA	8	68	1:58	Jeudy 34-yd pass from Tagovailoa
ALA	4	58	1:35	Smith 27-yd pass from Tagovailoa
ALA	10	89	5:38	Robinson Jr. 17-yd run
UF	10	62	5:20	Perine 1-yd run
UF	7	45	2:56	Perine 13-yd run
UF	7	71	0:43	Pineiro 21-yd FG
UF	8	73	3:56	Davis 1-yd run
UF	12	65	6:04	Perine 1-yd run
UF	5	48	1:31	Davis 39-yd run

Scoring Drive Breakdown

Yardage	VANDERBILT		OPPONENT	
	TD	FG	TD	FG
No drive	-	-	-	-
Neg. Yards	-	-	-	-
0-9	-	-	-	-
10-19	1	-	-	-
20-29	1	-	1	-
30-39	1	-	-	-
40-49	1	-	4	-
50-59	1	-	1	-
60-69	2	1	3	-
70-79	5	-	5	2
80-89	3	-	1	-
90-99	-	-	-	-
TOTALS	15	1	15	2

Game-Opening Drives

OPP	VANDERBILT			OPPONENTS		
	PTS	1STS	YDS	PTS	1STS	YDS
@Middle Tenn.	7	3	75	0	2	31
Alabama A&M	7	4	67	0	1	2
Kansas State	0	0	6	0	0	5
Alabama	0	1	14	0	2	28
@Florida	0	0	0	0	0	7
Georgia						
@Ole Miss						
@S. Carolina						
W. Kentucky						
Kentucky						
Missouri						
@Tennessee						
TOTALS	14	8	162	0	5	73

Second Half-Opening Drives

OPP	VANDERBILT			OPPONENTS		
	PTS	1STS	YDS	PTS	1STS	YDS
@Middle Tenn.	7	0	80	0	0	9
Alabama A&M	0	1	10	0	0	5
Kansas State	0	2	38	0	2	24
Alabama	0	0	3	7	4	75
@Florida	0	1	15	0	0	6
Georgia						
@Ole Miss						
@S. Carolina						
W. Kentucky						
Kentucky						
Missouri						
@Tennessee						
TOTALS	7	4	146	7	6	119

Scoring Drive Superlatives

Most Plays/Result
 Most Yards/Result
 Most Time/Result

VANDERBILT
 14/TD at Florida
 84/TD vs. Kansas State
 7:53/TD vs. Kansas State

OPPONENT
 (2x) 13/FG vs. Alabama
 89/TD vs. Alabama
 6:04/TD at Florida



The Last Vanderbilt Player...

Player scored 3 TDs _____ Ralph Webb vs. Ole Miss (3, 11/19/2016)
 Player scored 4 TDs or more _____ Earl Bennett vs. Kentucky (5, 11/12/2005)
 QB passes for 3 TDs _____ Kyle Shurmur at Florida (3, 9/30/2017)
 QB passes for 4+ TDs _____ Kyle Shurmur vs. Alabama A&M (4, 9/9/2017)
 QB passed for 200-299 yards _____ Kyle Shurmur vs. Kansas State (205, 9/16/2017)
 QB passed for 300-399 yards _____ J. McCrary vs. Austin Peay (368, 9/19/2015)
 QB passed for 400+ yards _____ Kyle Shurmur vs. Tennessee (416, 11/26/2016)
 70+ yard reception _____ Shurmur to Webb at Middle Tenn. (73, 9/2/2017)
 Rushed for 100-199 yards _____ Ralph Webb vs. NC State (111, 12/26/2016)
 Rushed for 200-299 yards _____ Ralph Webb vs. Middle Tennessee (211, 9/10/2016)
 Rushed for 300+ yards _____ Frank Mordica vs. Air Force (321, 11/18/1978)
 70+ yard rush _____ Ralph Webb at Florida (74, 11/7/2015)
 Rushed for 3+ TD _____ Ralph Webb vs. Ole Miss (3, 11/19/2016)
 Receiver had 100-199 yards _____ Ralph Webb at Middle Tenn. (104, 9/2/2017)
 Receiver had 200+ yards _____ Trent Sherfield vs. Austin Peay (240, 9/1/2015)
 Had 3+ TD receptions _____ Earl Bennett vs. Richmond (3, 9/1/2007)
 Returned kickoff for TD _____ Darrius Sims vs. South Carolina (100, 9/120/2014)
 Returned punt for TD _____ Jonathan Krause at Wake Forest (83, 11/24/2012)
 Returned INT for TD _____ Oren Burks vs. Kentucky (30, 11/14/2015)
 Returned fumble for TD _____ Taurean Ferguson at Kentucky (22, 10/8/2016)
 Kicked three or more FGs _____ Tommy Openshaw at Auburn (3, 11/5/2016)
 Kicked 50+ yard FG _____ Tommy Openshaw vs. NC State (52, 12/26/2016)
 Had 70+ yard punt _____ Tommy Openshaw vs. Missouri (78, 10/24/2015)
 Recorded 10+ tackles _____ Burks (15), Wiley (11) at Florida (9/30/2017)
 Recorded 3+ tackles for loss Odeyingbo, Wright at Middle Tenn. (3.0, 9/2/2017)
 Recorded 3+ sacks _____ Charles Wright at Middle Tenn. (3.0, 9/2/2017)
 Blocked opponent punt _____ Andrew Rector vs. Alabama A&M (9/9/2017)
 Returned blocked punt for TD _____ Stephen Weatherly vs. UMass (11, 9/13/2014)
 Blocked opponent FG _____ Zach Cunningham at Auburn (11/5/2016)
 Blocked a PAT attempt _____ Nifae Lealao at Middle Tenn. (9/2/2017)
 Scored on safety _____ Team vs. Middle Tennessee (9/10/2016)

The Last Time Vanderbilt...

Achieved 30+ first downs _____ vs. Old Dominion (33, 11/1/2014)
 Topped 500+ Yards in Total Offense _____ vs. Tennessee (608, 11/26/2016)
 300 or more passing yards _____ vs. Austin Peay (394, 9/19/2015)
 400 or more passing yards _____ vs. Tennessee (416, 11/26/2016)
 Rushed for 200-299 yards _____ vs. Middle Tennessee (231, 9/10/2016)
 Rushed for 300-399 yards _____ vs. Tennessee State (358, 10/22/2016)
 Rushed for 400+ yards _____ vs. Presbyterian (410, 9/15/2012)
 Scored 40 points or more _____ vs. Alabama A&M (42, 9/9/2017)
 Held foe under 100 total yards _____ vs. Chattanooga (93, 9/6/2003)
 Held foe to less than 200 total yards _____ vs. Alabama A&M (103, 9/9/2017)
 Held foe under 100 rushing yards _____ vs. Alabama A&M (59, 9/9/2017)
 Held foe under 100 passing yards _____ vs. Kansas State (76, 9/16/2017)
 Held foe scoreless _____ vs. Alabama A&M (42-0, 9/9/2017)

The Last Opposing Player...

Player scored 3 TDs _____ LaMical Perine at Florida (3, 9/30/2017)
 Player scored 4 TDs or more _____ Justin Boyle at Duke (4, 10/28/2006)
 QB passes for 3 TDs _____ Ryan Finley vs. NC State (3, 12/26/2016)
 QB passes for 4+ TDs _____ Johnny Manziel at Texas A&M (4, 10/26/2013)
 QB passed for 200-299 yards _____ Ryan Finley vs. NC State (235, 12/26/2016)
 QB passed for 300-399 yards _____ Joshua Dobbs vs. Tennessee (340, 11/26/2016)
 QB passed for 400+ yards _____ Bo Wallace vs. Ole Miss (403, 11/10/2012)
 70+ yard reception _____ Lock to Moore at Missouri (82, 11/12/2016)
 Rushed for 100-199 yards _____ LaMical Perine at Florida (124, 9/30/2017)
 Rushed for 200+ yards _____ Arian Foster vs. Tennessee (223, 11/19/2005)
 Rushed for 3+ TDs _____ LaMical Perine at Florida (3, 9/30/2017)
 70+ yard rush _____ Pharoh Cooper vs. So. Carolina (70, 9/20/2014)
 Receiver had 100-199 yards _____ Richie James at Middle Tenn. (112, 9/2/2017)
 Receiver had 200+ yards _____ Craig Yeast Kentucky (269, 11/13/1998)
 Had 3+ TD receptions _____ Jaylen Samuels vs. NC State (3, 12/26/2016)
 Returned kickoff for TD _____ Nyheim Hines vs. NC State (100, 12/26/2016)
 Returned punt for TD _____ Cameron Sutton at Tennessee (85, 11/28/2015)
 Returned INT for TD _____ Niles Clark vs. NC State (32, 12/26/2016)
 Returned fumble for TD _____ Christian Holmes at Miss. State (51, 11/22/2014)
 Kicked at least three FGs _____ Daniel Carlson at Auburn (3, 11/5/2016)
 Kicked 50+ yard FG _____ Daniel Carlson at Auburn (53, 11/5/2016)
 Had 70+ yard punt _____ Ryan Janvion vs. Wake Forest (71, 11/30/2013)
 Recorded 10+ total tackles _____ Harris, Brower vs. Alabama A&M (10, 9/9/2017)
 Recorded 3+ tackles for loss _____ Chris Johnson at WKU (4.0, 9/24/2016)
 Blocked VU punt _____ Drell Greene at WKU (9/24/2016)
 Returned blocked punt for TD _____ L. Mathis vs. Charleston So. (17., 10/11/2014)
 Blocked VU FG _____ Sharrif Floyd Florida (11/5/2011)
 Scored on VU safety _____ Team at Tennessee (11/28/2015)

The Last VU Opponent...

Achieved 30+ first downs in game _____ vs. Alabama (38, 9/23/2017)
 Topped 500+ Yards in Total Offense _____ vs. Alabama (677, 9/23/2017)
 300 or more passing yards _____ vs. Tennessee (340, 11/26/2016)
 400 or more passing yards _____ Ole Miss, (403, 11/10/2012)
 Rushed for 200-299 yards _____ at Florida (218, 9/30/2017)
 Rushed for 300-399 yards _____ at Tennessee (331, 11/28/2015)
 Rushed for 400+ yards _____ vs. Alabama (496, 9/23/2017)
 Scored 40 points or more _____ vs. Alabama (59, 9/23/2017)
 Held Vanderbilt under 200 total yards _____ vs. Alabama (78, 9/23/2017)
 Held Vanderbilt under 100 rushing yards _____ at Florida (46, 9/30/2017)
 Held Vanderbilt under 100 passing yards _____ vs. Alabama (38, 9/23/2017)
 Held Vanderbilt scoreless _____ vs. Alabama (59-0, 9/23/2017)



Vanderbilt Individual Season-Highs

Rush Attempts	24	Ralph Webb, @Middle Tenn.
Yards Rushing	64	Jamauri Wakefield, Alabama A&M
TD Rushes	1 (3x)	Webb, Shurmur, Alabama A&M
Long Rush	31	Khari Blasingame, Alabama A&M
Pass Attempts	40	Kyle Shurmur, @Florida
Pass Completions	20	Kyle Shurmur, @Middle Tenn.
Yards Passing	296	Kyle Shurmur, @Middle Tenn.
TD Passes	4	Kyle Shurmur, Alabama A&M
Long Pass	73	Kyle Shurmur, @Middle Tenn.
Receptions	5	C.J. Duncan, @Florida
Yards Receiving	104	Ralph Webb, @Middle Tenn.
TD Receptions	2 (2x)	Jared Pinkney, Alabama A&M
Long Reception	73	Ralph Webb, @Middle Tenn.
Field Goals	1	Tommy Openshaw, @Florida
Long Field Goal	42	Tommy Openshaw, @Florida
Punts	9	Sam Loy, Alabama
Punting Avg.	43.7	Sam Loy, Alabama
Long Punt	52 (2x)	Sam Loy, Alabama
Punts Inside 20	2	Sam Loy, Alabama A&M
Long Punt Return	11	Kalija Lipscomb, Alabama A&M
Long Kickoff Return	22	Jamauri Wakefield, Alabama
Tackles	15	Oren Burks, @Florida
Sacks	3.0	Charles Wright, @Middle Tenn.
Tackles for Loss	3.0 (2x)	Odeyingbo, Wright, @Middle Tenn.
Interceptions	1 (5x)	Wiley, White, Kansas State

Vanderbilt Team Game-Highs

Rushes	35 (2x)	last Alabama A&M
Yards Rushing	174	Alabama A&M
Yards per Rush	5.0	Alabama A&M
TD Rushes	2	Alabama A&M
Pass Attempts	40	@Florida
Pass Completions	20	@Middle Tennessee
Yards Passing	296	@Middle Tennessee
Yards per Pass Comp.	14.8	@Middle Tennessee
TD Passes	4	Alabama A&M
Total Plays	63	@Middle Tennessee
Total Offense	401	Alabama A&M
Yards per Play	6.6	Alabama A&M
Points	42	Alabama A&M
Sacks By	5	@Middle Tennessee
First Downs	18	Alabama A&M
Penalties	6	@Middle Tennessee
Penalty Yards	69	@Middle Tennessee
Turnovers	2	Alabama
Interceptions By	2 (2x)	last Kansas State
Punts	9	Alabama
Punting Avg.	43.7	Alabama
Long Punt	52	@Middle Tennessee
Punts Inside 20	3	Alabama A&M

Vanderbilt's Longest Plays

Rushing	31	Alabama A&M
Passing	73	@Middle Tennessee
Field Goal	42	@Florida
Punt	52	Alabama
Punt Return	11	Alabama A&M
Kickoff Return	22	Alabama
Interception Return	28	@Middle Tennessee
Fumble Return		

Opponent Individual Season-Highs

Rush Attempts	24	Jesse Ertz, Kansas State
Yards Rushing	151	Damien Harris, Alabama
TD Rushes	3	LaMical Perine, @Florida
Long Rush	61	Damien Harris, Alabama
Pass Attempts	31	Brent Stockstill, @Middle Tenn.
Pass Completions	18	Brent Stockstill, @Middle Tenn.
Yards Passing	185	Feleipe Franks, @Florida
TD Passes	2	Tua Tagovailoa, Alabama
Long Pass	49	Feleipe Franks, @Florida
Receptions	10	Richie James, @Middle Tenn.
Yards Receiving	112	Richie James, @Middle Tenn.
TD Receptions	1	Jeudy, D. Smith, Alabama
Long Reception	31	Richie James, @Middle Tenn.
Field Goals	1 (2x)	E. Pineiro, @Florida
Long Field Goal	22	A. Pappanastos, Alabama
Punts	9	Nick Carden, Alabama A&M
Punting Avg.	42.2	John Townsend, @Florida
Long Punt	61	Nick Carden, Alabama A&M
Punts Inside 20	4	John Townsend, @Florida
Long Punt Return	20	Richie James, @Middle Tenn.
Long Kickoff Return	18	D. Massey, @Florida
Tackles	10 (2x)	Trent Tanking, Kansas State
Sacks	1.0 (3x)	C. McWilliams, @Florida
Tackles for Loss	1.5	Malik Mancel, @Middle Tenn.
Interceptions	1	Ronnie Harrison, Alabama

Opponent Team Game-Highs

Rushes	66	Alabama
Yards Rushing	496	Alabama
Yards per Rush	7.5	Alabama
TD Rushes	6	Alabama
Pass Attempts	31	@Middle Tennessee
Pass Completions	18	@Middle Tennessee
Yards Passing	249	@Florida
Yards per Pass Comp.	14.6	@Florida
TD Passes	2	Alabama
Total Plays	93	Alabama
Total Offense	677	Alabama
Yards per Play	7.3	Alabama
Points	59	Alabama
Sacks By	1 (3x)	last @Florida
First Downs	38	Alabama
Penalties	9	@Florida
Penalty Yards	68	Kansas State
Turnovers	2 (2x)	last Kansas State
Interceptions By	1	Alabama
Punts	10	Alabama A&M
Punting Avg.	42.2	@Florida
Long Punt	61	Alabama A&M
Punts Inside 20	4 (2x)	last @Florida

Opponent's Longest plays

Rushing	61	Alabama
Passing	49	@Florida
Field Goal	22	Alabama
Punt	61	Alabama A&M
Punt Return	20	@Middle Tennessee
Kickoff Return	18	@Florida
Interception Return	1	Alabama
Fumble Return		



2017 VANDERBILT COMMODORES

Roster A-Z			#	Name	Pos.	Ht.	Wt.	Year	CL	Hometown/High School (Other)
#	Name	Pos.	2	Arnold Tarpley III	S	6-1	203	SR	3L	Pittsburgh, Pa./Central Catholic
17	Feleti Afemui	LB	2	Deuce Wallace	QB	6-2	210	R-FR	RS	Sevierville, Tenn./Sevier County
18	Colin Anderson	LB	3	Taurean Ferguson	CB	5-9	190	R-SR	3L	Jonesboro, Ga./Jonesboro
78	Bryce Bailey	OL	3	Shawn Stankavage	QB	6-2	205	R-JR	RS	Durham, N.C./Cardinal Gibbons
38	Gil Barksdale	DB	4	Emmanuel Smith	LB	6-2	240	SR	3L	Murfreesboro, Tenn./Oakland
91	Drew Birchmeier	DL	4	Donaven Tennyson	WR	5-10	170	SO	1L	Richmond, Va./Benedictine College Prep
23	Khari Blasingame	RB	5	Ke'Shawn Vaughn	RB	5-10	215	JR	TR	Nashville, Tenn./Pearl-Cohn/Illinois
81	James Bostic	WR	5	LaDarius Wiley	S	6-1	210	R-JR	2L	Los Angeles, Calif./Cathedral
92	Jonah Buchanan	DL	6	Zaire Jones	S	6-0	200	R-FR	RS	Meridian, Miss./Meridian
20	Oren Burks	LB	7	Dimitri Moore	LB	6-3	215	FR	HS	Cedar Hill, Texas/Cedar Hill
74	Cole Clemens	OL	7	Ralph Webb	RB	5-10	202	R-SR	3L	Gainesville, Fla./Gainesville
77	Devin Cochran	OL	8	Joejuan Williams	CB	6-3	208	SO	1L	Nashville, Tenn./Father Ryan/Hendersonville
82	Turner Cockrell	TE	9	Caleb Peart	LB	6-1	235	R-SO	1L	Chandler, Ariz./Hamilton
35	Frank Coppet	DB	9	Caleb Scott	WR	6-2	202	SR	3L	Suwanee, Ga./North Gwinnett
22	Josh Crawford	RB	10	Dayo Odeyingbo	DL	6-6	250	FR	HS	Irving, Texas/Carrollton Ranchview
12	Tae Daley	DB	10	Trent Sherfield	WR	6-1	205	SR	3L	Danville, Ill./Danville
96	Darion DeBrossard	OL	11	Charles Wright	LB	6-3	240	R-JR	2L	Irvine, Calif./Beckman
52	Brayden DeVault-Smith	LB	12	Tae Daley	DB	6-0	185	FR	HS	Warner Robins, Ga./Northside
76	Egidio DellaRipa	OL	12	Jacob Free	QB	6-4	215	FR	HS	Brantley, Ala./Brantley
84	Sam Dobbs	TE	13	Jackson Winrow	WR	6-1	195	R-FR	RS	Shawnee, Okla./Shawnee
19	C.J. Duncan	WR	14	Kyle Shurmur	QB	6-4	227	JR	2L	Philadelphia, Pa./La Salle College
99	Stone Edwards	DL	14	Ryan White	S	5-10	190	GR	3L	Louisville, Ky./Trinity
36	Trey Ellis	WR	15	Elijah Hamilton	DB	6-2	200	R-FR	RS	Roswell, Ga./Blessed Trinity Catholic
3	Taurean Ferguson	CB	15	Alex Stump	WR	6-3	210	R-SO	TR	Avon, Ohio/St. Edward/Ohio State
55	David Floyd	OL	16	Kalija Lipscomb	WR	6-1	200	SO	1L	New Orleans, La./Jesuit
12	Jacob Free	QB	17	Feleti Afemui	LB	6-3	235	FR	HS	Kahului, Hawaii/Maui
28	Allan George	DB	17	Tommy Openshaw	K	6-2	200	GR	3L	Jacksonville, Fla./Creeside
27	Jaire George	FB	18	Colin Anderson	LB	6-2	215	FR	HS	Florence, Ala./Brooks
75	Bailey Granier	OL	18	Hayden Pegley	QB	6-1	190	FR	HS	Burlingame, Calif./Menlo School
40	Jordan Griffin	LB	19	C.J. Duncan	WR	5-11	203	R-SR	3L	Montgomery, Ala./St. James School
98	Ryley Guay	K	19	Sam Loy	P	6-1	190	SO	1L	San Clemente, Calif./Santa Margarita Catholic
15	Elijah Hamilton	DB	20	Oren Burks	LB	6-3	230	R-SR	3L	Fairfax Station, Va./South County
24	Randall Haynie	DB	21	Donovan Sheffield	CB	6-0	190	JR	2L	Nashville, Tenn./Ensworth
42	Kenny Hebert	LB	22	Josh Crawford	RB	5-10	198	JR	2L	Montgomery, Ala./Edgewood Acad.
31	Tre Herndon	DB	23	Khari Blasingame	RB	6-1	235	R-JR	2L	Huntsville, Ala./Buckhorn
33	Jay Hockaday	LB	24	Randall Haynie	DB	6-0	185	FR	HS	Fort Lauderdale, Fla./Cardinal Gibbons
6	Zaire Jones	S	25	Josh Smith	LB	6-4	240	JR	2L	Murfreesboro, Tenn./Oakland
65	Braden Kopp	OL	26	Andrew Rector	S	6-0	205	JR	2L	Nashville, Tenn./Father Ryan
77	Nifae Lealao	DL	27	Jaire George	FB	6-1	230	R-SO	RS	Hyattville, Md./DeMatha Catholic HS
59	John Learned	OL	28	Allan George	DB	6-1	185	FR	HS	Andalusia, Ala./Andalusia
30	Bryce Lewis	CB	28	Dallas Rivers	RB	6-1	225	SR	3L	Stone Mountain, Ga./Stephenson
16	Kalija Lipscomb	WR	29	Austin Quillen	S	5-11	190	R-FR	RS	Jenks, Okla./Jenks
19	Sam Loy	P	30	Bryce Lewis	CB	6-0	185	R-JR	2L	Lilburn, Ga./Parkview
83	Nathan Marcus	TE	31	Tre Herndon	CB	6-1	188	SR	3L	Chattanooga, Tenn./East Hamilton
45	Cody Markel	TE	32	Jamauri Wakefield	RB	6-1	220	R-FR	RS	Jacksonville, Fla./Providence
49	Alex Maxey	SN	33	Jay Hockaday	LB	6-3	230	R-SO	1L	Nashville, Tenn./Christ Presbyterian Acad.
54	Kade Mayle	DL	34	Dare Odeyingbo	DE	6-2	272	JR	2L	Irving, Texas/Cistercian Prep
39	Bailey McElwain	FB	35	Frank Coppet	DB	5-11	185	R-FR	RS	Fort Lauderdale, Fla./St. Thomas Aquinas
53	Sean McMoore	OL	36	Trey Ellis	WR	5-9	170	SR	2L	Charlotte, N.C./Ardrey Kell
63	Grant Miller	OL	38	Gil Barksdale	DB	5-10	180	SO	1L	Solon, Ohio/Solon
48	Andre Mintze	LB	39	Bailey McElwain	FB	6-1	238	SO	1L	Trussville, Ala./Hewitt-Trussville
7	Dimitri Moore	LB	40	Jordan Griffin	LB	6-0	223	JR	2L	Tampa, Fla./Armwood HS
97	Reid Nelson	P	40	Baffour Osei	RB	5-8	180	JR	SQ	Accra, Ghana/Oaks Christian
34	Dare Odeyingbo	DE	42	Kenny Hebert	LB	6-4	228	R-FR	RS	New Orleans, La./Holy Cross
10	Dayo Odeyingbo	DL	44	Jalen Pinkney	DL	6-4	230	FR	HS	Norcross, Ga./Norcross
			45	Cody Markel	TE	6-5	245	R-FR	RS	Middleton, Wisc./Middleton



2017 VANDERBILT COMMODORES

#	Name	Pos.	Ht.	Wt.	Year	CL	Hometown/High School (Other)
46	Keithian Starling	WR	6-0	180	FR	HS	Nashville, Tenn./Nashville Christian
47	Tommy Schiager	FB/SN	6-0	220	R-FR	RS	Portland, Ore./Sunset
48	Andre Mintze	LB	6-3	235	R-FR	RS	Philadelphia, Pa./Imhotep Institute
49	Alex Maxey	SN	5-11	180	FR	HS	Phoenix, Ariz./Pinnacle
49	Jonathan Wynn	DE	6-5	265	R-SR	3L	Stone Mountain, Ga./Stephenson
51	Scott Sypniewski	LS	6-1	231	GR	TR	Ottawa, Ill./Marquette/Michigan
52	Brayden DeVault-Smith	LB	6-3	208	FR	HS	Nashville, Tenn./Pearl-Cohn
53	Sean McMoore	OL	6-4	305	R-FR	RS	Kapolei, Hawaii/Kapolei
54	Kade Mayle	DL	6-2	255	JR	SQ	McConnelsville, Ohio/Morgan
55	David Floyd	OL	6-5	300	R-FR	RS	Nashville, Tenn./Lipscomb Academy
56	Saige Young	OL	6-4	315	SO	TR	Versailles, Ky./Woodford Co./Dodge City CC
57	Ean Pfeifer	OL	6-4	300	R-SO	1L	Bentonville, Ark./Bentonville
57	Josiah Sa'o	DL	6-2	295	R-FR	RS	San Diego, Calif./Kearney
58	Justin Skule	OL	6-6	315	JR	2L	Clifton, Va./Centreville
59	John Learned	OL	6-3	285	FR	HS	Gulf Breeze, Fla./Gulf Breeze
61	Bruno Reagan	OL	6-3	315	R-JR	2L	Clarksville, Tenn./Clarksville
63	Grant Miller	OL	6-4	260	FR	HS	Fort Lauderdale, Fla./St. Thomas Aquinas
65	Braden Kopp	OL	6-5	285	R-FR	RS	Houston, Texas/Houston Christian
66	Cameron Robinson	DL	6-0	300	FR	HS	Mobile, Ala./Murphy
71	Jared Southers	OL	6-5	310	R-SO	1L	South Orange, N.J./Seton Hall Prep
73	Johnathan Stewart	OL	6-8	305	FR	HS	Lawrenceville, Ga./Mountain View
74	Cole Clemens	OL	6-6	305	FR	HS	South Jordan, Utah/Bingham
74	Jay Woods	DL	6-3	285	R-SR	3L	Jackson, Ga./Jackson
75	Bailey Granier	OL	6-6	316	R-JR	2L	Galliano, La./South Lafourche
76	Egidio DellaRipa	OL	6-4	300	R-JR	RS	Castaic, Calif./West Ranch/Coll. of the Canyons (CA)
77	Devin Cochran	OL	6-7	305	R-FR	RS	Norcross, Ga./Greater Atlanta Christian
77	Nifae Lealao	DL	6-5	312	SR	3L	Sacramento, Calif./Capital Christian
78	Bryce Bailey	OL	6-5	305	FR	HS	Newburgh, Ind./Castle
80	Jared Pinkney	TE	6-4	255	R-SO	1L	Norcross, Ga./Norcross
81	James Bostic	WR	6-3	208	FR	HS	Fort Lauderdale, Fla./Cardinal Gibbons
82	Turner Cockrell	TE	6-5	230	R-FR	RS	Acworth, Ga./Allatoona
83	Nathan Marcus	TE	6-5	242	R-SR	3L	Glen Elyn, Ill./Glenbard West
84	Sam Dobbs	TE	6-4	230	JR	2L	Douglasville, Ga./Landmark Christian
85	Chris Pierce	WR	6-4	208	FR	HS	Smithfield, Va./Smithfield
88	Michael Owusu	LB	6-5	228	FR	HS	Oxnard, Calif./Oaks Christian
90	Cameron Tidd	DL	6-3	290	R-FR	RS	Greenwood, Ind./Center Grove
91	Drew Birchmeier	DL	6-4	295	R-FR	RS	Midlothian, Va./Cosby
92	Jonah Buchanan	DL	6-4	270	FR	HS	Honolulu, Hawaii/Iolani
96	Darion DeBrossard	OL	6-4	295	R-SO	1L	Snellville, Ga./Shiloh
97	Reid Nelson	P	6-2	215	SR	1L	Hueytown, Ala./Hueytown HS
98	Ryley Guay	K	5-10	190	SO	1L	Naperville, Ill./Benet Academy
99	Stone Edwards	DL	6-5	245	FR	HS	Hillsborough, N.C./Orange

Roster A-Z		
#	Name	Pos.
17	Tommy Openshaw	K
40	Baffour Osei	RB
88	Michael Owusu	LB
9	Caleb Peart	LB
18	Hayden Pegley	QB
57	Ean Pfeifer	OL
85	Chris Pierce	WR
44	Jalen Pinkney	DL
80	Jared Pinkney	TE
29	Austin Quillen	S
61	Bruno Reagan	OL
26	Andrew Rector	S
28	Dallas Rivers	RB
66	Cameron Robinson	DL
57	Josiah Sa'o	DL
47	Tommy Schiager	FB
9	Caleb Scott	WR
21	Donovan Sheffield	CB
10	Trent Sherfield	WR
14	Kyle Shurmur	QB
58	Justin Skule	OL
4	Emmanuel Smith	LB
25	Josh Smith	LB
71	Jared Southers	OL
3	Shawn Stankavage	QB
46	Keithian Starling	WR
73	Jonathan Stewart	OL
15	Alex Stump	WR
51	Scott Sypniewski	LS
2	Arnold Tarpley	S
4	Donaven Tennyson	WR
90	Cameron Tidd	DL
5	Ke'Shawn Vaughn	RB
32	Jamauri Wakefield	RB
2	Deuce Wallace	QB
7	Ralph Webb	RB
14	Ryan White	S
5	LaDarius Wiley	S
8	Joejuan Williams	CB
13	Jackson Winrow	WR
74	Jay Woods	DL
11	Charles Wright	OLB
49	Jonathan Wynn	DE
56	Saige Young	OL

Pronunciations

PLAYERS

Feleti (**fuh-le-TAY**) Afemui (**ah-fa-mooee**)
 Drew Birchmeier (**bersh-meyer**)
 Khari (**car-EE**) Blasingame
 Jaire (**JIE-air**) George
 Bailey Granier (**graun-YAE**)
 Nifae (**nee-FY**) Lealao (**lay-lau**)
 Kalija (**kuh-lie-JUH**) Lipscomb
 Josiah Sa'o (**sah-O**)
 Dare (**dar-AY**) Odeyingbo (**O-dang-BO**)

Dayo (**die-OH**) Odeyingbo (**O-dang-BO**)
 Caleb Peart (**peert**)

COACHES

Warren Belin (**BEE-lin**)
 Gerry (**Jerry**) Gdowski (**guh-DOW-ski**)

Roster by Class

PLAYERS

Seniors - 19
 Juniors - 20
 Sophomores - 16
 RS-Freshmen - 19
 Freshmen - 24




VANDERBILT DEPTH CHART



Kyle Shurmur | QB

Shurmur tossed three touchdowns last week at Florida and leads the SEC with 11 TD passes this season.



Oren Burks | ILB

Burks made a career-high 15 tackles last week at Florida, including 1.5 tackles for loss.

Offense

WR	10 Trent Sherfield	6-1, 205, Sr.
	9 Caleb Scott	6-2, 202, Sr.
	36 Trey Ellis	5-9, 170, Sr.
TE	83 Nathan Marcus	6-5, 242, R-Sr.
	or 80 Jared Pinkney	6-4, 255, R-So.
LT	58 Justin Skule	6-6, 315, Jr.
	74 Cole Clemens	6-6, 305, Fr.
LG	56 Saige Young	6-4, 315, So.
	or 57 Ean Pfeifer	6-4, 300, R-So.
C	61 Bruno Reagan	6-3, 315, R-Jr.
	53 Sean McMoore	6-4, 305, R-Fr.
RG	76 Egidio DellaRipa	6-4, 300, R-Jr.
	or 71 Jared Southers	6-4, 310, R-So.
RT	77 Devin Cochran	6-7, 315, R-Fr.
	75 Bailey Granier	6-6, 316, R-Jr.
QB	14 Kyle Shurmur	6-4, 227, Jr.
	2 Deuce Wallace	6-2, 210, R-Fr.
RB	7 Ralph Webb	5-10, 202, R-Sr.
	23 Khari Blasingame	6-1, 235, R-Jr.
FB	28 Dallas Rivers	6-1, 225, Sr.
	27 Jaire George	6-1, 230, R-So.
WR	19 C.J. Duncan	5-11, 203, R-Sr.
	or 16 Kalija Lipscomb	6-1, 200, So.

Defense

DL	49 Jonathan Wynn	6-4, 265, R-Sr.
	10 Dayo Odeyingbo	6-6, 250, Fr.
	57 Josiah Sa'o	6-2, 295, R-Fr.
DL	77 Nifae Lealao	6-5, 315, Sr.
	74 Jay Woods	6-3, 285, R-Sr.
DL	34 Dare Odeyingbo	6-2, 272, Jr.
	90 Cameron Tidd	6-3, 290, R-Fr.
OLB	11 Charles Wright	6-3, 240, R-Jr.
	48 Andre Mintze	6-3, 235, R-Fr.
ILB	4 Emmanuel Smith	6-2, 235, Sr.
	40 Jordan Griffin	6-0, 223, Jr.
ILB	20 Oren Burks	6-3, 230, R-Sr.
	33 Jay Hockaday	6-3, 230, R-So.
OLB	9 Caleb Peart	6-1, 235, R-So.
	25 Josh Smith	6-3, 240, Jr.
CB	31 Tre Herndon	6-1, 188, Sr.
	3 Taurean Ferguson	5-9, 190, R-Sr.
SS	14 Ryan White	5-10, 190, Gr.
	6 Zaire Jones	6-0, 200, R-Fr.
FS	2 Arnold Tarpley	6-1, 203, Sr.
	or 5 LaDarius Wiley	6-1, 205, R-Jr.
CB	8 Joejuan Williams	6-3, 208, So.
	30 Bryce Lewis	6-0, 185, R-Jr.
	21 Donovan Sheffield	5-11, 190, Jr.

Special Teams

K	17 Tommy Openshaw	6-2, 200, Gr.
	98 Ryley Guay	5-10, 190, So.
P	19 Sam Loy	6-1, 190, So.
	97 Reid Nelson	6-2, 215, Sr.
H	97 Reid Nelson	6-2, 215, Sr.
PR	16 Kalija Lipscomb	6-1, 200, So.
	19 C.J. Duncan	5-11, 203, R-Sr.
KR	16 Kalija Lipscomb	6-1, 200, So.
	32 Jamauri Wakefield	6-1, 220, R-Fr.
SN	51 Scott Sypniewski	6-1, 220, Gr.



OFF. STARTERS

	WR	WR	WR/TE/FB	TE	QB	RB	LT	LG	C	RG	RT
at Middle Tennessee	Sherfield	Marcus (TE)	Rivers	Pinkney	Shurmur	Webb	Skule	Pfeifer	Reagan	Southers	Cochran
Alabama A&M	Sherfield	Marcus (TE)	Blasingame	Pinkney	Shurmur	Webb	Skule	Pfeifer	Reagan	Southers	Cochran
Kansas State	Sherfield	Marcus (TE)	Duncan	Pinkney	Shurmur	Webb	Skule	Pfeifer	Reagan	Southers	Cochran
Alabama	Ellis	Marcus (TE)	Dobbs	Pinkney	Shurmur	Webb	Skule	Pfeifer	Reagan	Southers	Cochran
at Florida	Sherfield	Scott (WR)	Duncan	Pinkney	Shurmur	Webb	Skule	Young	Reagan	DellaRippa	Cochran
Georgia											
at Ole Miss											
at South Carolina											
Western Kentucky											
Kentucky											
Missouri											
at Tennessee											

DEF. STARTERS

	DL	DL	DL	OLB	ILB	ILB	OLB/NB	CB	SS	FS	CB
at Middle Tennessee	Dar. Odeyingbo	Lealao	Wynn	Wright	Burks	E. Smith	Tarpley (NB)	Herndon	White	Wiley	Williams
Alabama A&M	Dar. Odeyingbo	Lealao	Wynn	Wright	Burks	E. Smith	Peart (OLB)	Herndon	White	Wiley	Williams
Kansas State	Dar. Odeyingbo	Lealao	Wynn	Wright	Burks	E. Smith	Peart (OLB)	Herndon	White	Wiley	Williams
Alabama	Dar. Odeyingbo	Lealao	Wynn	Wright	Burks	E. Smith	Tarpley (NB)	Herndon	White	Wiley	Williams
at Florida	Dar. Odeyingbo	Lealao	Wynn	Wright	Burks	E. Smith	Tarpley (NB)	Ferguson	White	Wiley	Williams
Georgia											
at Ole Miss											
at South Carolina											
Western Kentucky											
Kentucky											
Missouri											
at Tennessee											

EXPERIENCE ANALYSIS

The chart below shows Vanderbilt's offensive and defensive starting lineups over the last six years with numbers representing total starts by classes and percentages of total starts for the entire season.

Season	G	SR	JR	SO	FR	UpperCI%
2017	5 (3-2)	51 (46.4%)	33 (30.0%)	21 (19.1%)	5 (4.6%)	76.4%
2016	13 (6-7)	63 (22.0%)	138 (48.3%)	57 (19.9%)	28 (9.8%)	70.3%
2015	12 (4-8)	64 (24.2%)	79 (29.9%)	107 (40.5%)	14 (5.3%)	54.2%
2014	12 (3-9)	50 (18.9%)	72 (27.3%)	67 (25.4%)	75 (28.4%)	46.2%
2013	13 (9-4)	146 (51.1%)	62 (21.7%)	49 (17.1%)	29 (10.1%)	72.7%
2012	13 (9-4)	96 (33.6%)	122 (42.7%)	50 (17.5%)	18 (6.3%)	76.2%
2011	13 (6-7)	87 (30.4%)	106 (37.1%)	81 (28.3%)	12 (4.2%)	67.5%

SEASON/CAREER STARTS

OFFENSE	2017	2016	2015	2014	2013	TOT	STRK	DEFENSE	2017	2016	2015	2014	2013	TOT	STRK
R. Webb	5	13	12	12	-	42	42	O. Burks	5	10	12	7	-	33	5
T. Sherfield	4	7	12	0	-	23	1	T. Herndon	4	13	12	0	-	29	0
K. Shurmur	5	13	5	-	-	23	21	T. Ferguson	1	11	1	6	-	18	1
N. Marcus	4	12	2	3	-	21	0	J. Wynn	5	10	4	2	-	21	8
B. Reagan	5	13	2	-	-	20	20	N. Lealao	5	11	5	0	-	20	6
J. Skule	5	13	2	-	-	20	18	A. Tarpley	3	7	7	0	-	17	2
C. Scott	1	3	9	1	-	14	1	R. White	5	12	1	1	-	19	7
C. Duncan	2	3	0	9	-	14	1	J. Woods	0	0	5	5	-	10	0
E. Pfeifer	4	9	-	-	-	13	0	L. Wiley	5	7	0	0	-	12	5
K. Lipscomb	0	8	-	-	-	9	0	Dar. Odeyingbo	5	3	0	-	-	8	5
J. Pinkney	5	7	-	-	-	12	5	E. Smith	5	0	2	0	-	7	5
B. McElwain	-	4	-	-	-	4	0	B. Lewis	0	1	0	-	-	1	0
B. Granier	0	0	3	-	-	3	0	J. Griffin	0	1	0	-	-	1	0
K. Blasingame	1	1	1	-	-	3	0	J. Smith	0	1	0	-	-	1	0
S. Dobbs	1	1	1	-	-	3	0	J. Williams	5	0	-	-	-	5	5
D. Tennyson	0	1	-	-	-	1	0	C. Wright	5	0	0	-	-	5	5
D. Cochran	5	-	-	-	-	5	5	C. Peart	2	0	0	-	-	2	0
D. Rivers	1	0	0	0	-	1	0								
J. Southers	4	0	-	-	-	4	0								
T. Ellis	1	0	0	0	-	1	0								
DellaRippa	1	0	-	-	-	1	1								
Young	1	-	-	-	-	1	1								



2017 STATISTICS

SCORE (qtr)	1ST	2ND	3RD	4TH	OT	TOTAL
VANDERBILT	42	38	14	14	0	108
OPPONENTS	28	27	28	27	0	110

TEAM STATISTICS

	VANDERBILT	OPPONENT
SCORING	108	110
Points Per Game	21.6	22.0
Points Off Turnovers	21	7
FIRST DOWNS	64	95
Rushing	19	52
Passing	43	33
Penalty	2	10
RUSHING YARDAGE	396	1023
Yards gained rushing	435	1175
Yards lost rushing	39	152
Rushing Attempts	138	210
Average Per Rush	2.9	4.9
Average Per Game	79.2	204.6
TDs Rushing	4	12
PASSING YARDAGE	1030	716
Comp-Att-Int	78-139-1	70-133-5
Average Per Pass	7.4	5.4
Average Per Catch	13.2	10.2
Average Per Game	206.0	143.2
TDs Passing	11	3
TOTAL OFFENSE	1426	1739
Total Plays	277	343
Average Per Play	5.1	5.1
Average Per Game	285.2	347.8
KICK RETURNS: #-Yards	6-111	5-52
PUNT RETURNS: #-Yards	7-66	12-72
INT RETURNS: #-Yards	5-48	1-1
KICK RETURN AVERAGE	18.5	10.4
PUNT RETURN AVERAGE	9.4	6.0
INT RETURN AVERAGE	9.6	1.0
FUMBLES-LOST	5-2	6-0
PENALTIES-Yards	24-217	31-207
Average Per Game	43.4	41.4
PUNTS-Yards	35-1366	31-1178
Average Per Punt	39.0	38.0
Net punt average	35.8	35.9
KICKOFFS-Yards	21-1277	21-1334
Average Per Kick	60.8	63.5
Net kick average	39.3	41.6
TIME OF POSSESSION/Game	27:34	32:26
3RD-DOWN Conversions	22/65	22/73
3rd-Down Pct	34%	30%
4TH-DOWN Conversions	3/5	6/9
4th-Down Pct	60%	67%
SACKS BY-Yards	12-83	3-17
MISC YARDS	0	0
TOUCHDOWNS SCORED	15	15
FIELD GOALS-ATTEMPTS	1-3	2-3
ON-SIDE KICKS	0-0	0-0
RED-ZONE SCORES	(10-12) 83%	(12-16) 75%
RED-ZONE TOUCHDOWNS	(10-12) 83%	(10-16) 63%
PAT-ATTEMPTS	(15-15) 100%	(14-15) 93%
ATTENDANCE	106502	111195
Games/Avg Per Game	3/35501	2/55598

GAME RESULTS

DATE	OPPONENT	W/L SCORE	OVERALL	CONF.	TIME	ATT.
9/2	at Middle Tenn.	W, 28-6	1-0	0-0	3:09	26717
9/9	Alabama A&M	W, 42-0	2-0	0-0	3:13	25802
9/16	Kansas State	W, 14-7	3-0	0-0	3:17	40350
9/23	Alabama	L, 59-0	3-1	0-1	3:07	40350
9/30	at Florida	L, 38-24	3-2	0-2	3:22	84478
10/7	Georgia					
10/14	at Ole Miss					
10/28	at South Carolina					
11/4	W. Kentucky					
11/11	Kentucky					
11/18	Missouri					
11/25	at Tennessee					

INDIVIDUAL STATISTICS

PASSING	GP	EFF.	ATT-COMP-INT	PCT	YARDS	TD	LONG	AVG/G
Kyle Shurmur	5	151.65	71-124-1	57.3	985	11	73	197.0
Deuce Wallace	2	66.26	6-14-0	42.9	39	0	13	19.5
S. Stankavage	1	150.40	1-1-0	100.0	6	0	6	6.0
Total	5	143.04	78-139-1	56.1	1030	11	73	206.0
Opponents	5	97.78	70-133-5	52.6	716	3	49	143.2

RUSHING	GP	ATT	GAIN	LOSS	NET	AVG	TD	LONG	AVG/G
Ralph Webb	5	75	210	12	198	2.6	2	11	39.6
K. Blasingame	5	30	114	7	107	3.6	0	31	21.4
J. Wakefield	4	18	82	1	81	4.5	0	13	20.2
Trent Sherfield	5	1	11	0	11	11.0	0	11	2.2
Sam Dobbs	5	1	10	0	10	10.0	0	10	2.0
Kalija Lipscomb	5	1	5	0	5	5.0	0	5	1.0
TEAM	4	5	0	6	-6	-1.2	0	0	-1.5
Kyle Shurmur	5	7	3	13	-10	-1.4	2	2	-2.0
Total	5	138	435	39	396	2.9	4	31	79.2
Opponents	5	210	1175	152	1023	4.9	12	61	204.6

RECEIVING	GP	NO.	YARDS	AVG	TD	LONG	AVG/G
C.J. Duncan	5	18	176	9.8	1	24	35.2
Trent Sherfield	5	16	287	17.9	1	36	57.4
Jared Pinkney	5	11	135	12.3	2	38	27.0
Kalija Lipscomb	5	9	156	17.3	4	45	31.2
Ralph Webb	5	4	107	26.8	1	73	21.4
K. Blasingame	5	4	26	6.5	0	21	5.2
Nathan Marcus	5	4	17	4.2	1	7	3.4
D. Tennyson	3	3	49	16.3	0	35	16.3
Caleb Scott	4	3	27	9.0	1	12	6.8
Sam Dobbs	5	2	22	11.0	0	16	4.4
Trey Ellis	5	2	17	8.5	0	9	3.4
Jackson Winrow	1	1	13	13.0	0	13	13.0
J. Wakefield	4	1	-2	-2.0	0	0	-0.5
Total	5	78	1030	13.2	11	73	206.0
Opponents	5	70	716	10.2	3	49	143.2



2017 STATISTICS

TOTAL OFFENSE	GP	PLAYS	RUSH	PASS	TOTAL	AVG/G
Kyle Shurmur	5	131	-10	985	975	195.0
Ralph Webb	5	75	198	0	198	39.6
K. Blasingame	5	30	107	0	107	21.4
J. Wakefield	4	18	81	0	81	20.2
Deuce Wallace	2	14	0	39	39	19.5
Trent Sherfield	5	1	11	0	11	2.2
Sam Dobbs	5	1	10	0	10	2.0
S. Stankavage	1	1	0	6	6	6.0
Kalija Lipscomb	5	1	5	0	5	1.0
TEAM	4	5	-6	0	-6	-1.5
Total	5	277	396	1030	1426	285.2
Opponents	5	343	1023	716	1739	347.8

ALL-PURPOSE	GP	RUSH	REC	PR	KOR	RET	TOTAL	AVG
Ralph Webb	5	198	107	0	0	0	305	61.0
Trent Sherfield	5	11	287	0	0	0	298	59.6
Kalija Lipscomb	5	5	156	29	49	0	239	47.8
C.J. Duncan	5	0	176	0	22	0	198	39.6
Jared Pinkney	5	0	135	0	0	0	135	27.0
K. Blasingame	5	107	26	0	0	0	133	26.6
J. Wakefield	4	81	-2	0	40	0	119	29.8
D. Tennyson	3	0	49	0	0	0	49	16.3
Sam Dobbs	5	10	22	0	0	0	32	6.4
Andrew Rector	5	0	0	29	0	0	29	5.8
Bryce Lewis	2	0	0	0	0	28	28	14.0
Caleb Scott	4	0	27	0	0	0	27	6.8
Trey Ellis	5	0	17	0	0	0	17	3.4
Nathan Marcus	5	0	17	0	0	0	17	3.4
Jackson Winrow	1	0	13	0	0	0	13	13.0
L. Wiley	5	0	0	0	0	11	11	2.2
Oren Burks	5	0	0	0	0	9	9	1.8
Jalen Pinkney	5	0	0	8	0	0	8	1.6
TEAM	4	-6	0	0	0	0	-6	-1.5
Kyle Shurmur	5	-10	0	0	0	0	-10	-2.0
Total	5	396	1030	66	111	48	1651	330.2
Opponents	5	1023	716	72	52	1	1864	372.8

FIELD GOALS	FGM-FGA	%	1-29	30-39	40-49	50+	Lg	Blk
Tommy Openshaw	1-3	33.3	0-0	0-1	1-1	0-1	42	0

PUNTING	No.	Yds	AVG	LONG	TB	FC	I-20	BLK
Sam Loy	33	1317	39.9	52	2	10	5	20
Reid Nelson	2	49	24.5	30	0	0	1	00
Total	35	1366	39.0	52	2	10	6	20
Opponents	31	1178	38.0	61	0	12	12	51

———— PATs ————

SCORING	TDs	FGs	KICK	RUSH	REC	PASS	DXP	SAF	Pts
Kalija Lipscomb	4	0-0	0-0	0-0	0	0-0	0	0	24
Ralph Webb	3	0-0	0-0	0-0	0	0-0	0	0	18
Tommy Openshaw	0	1-3	15-15	0-0	0	0-0	0	0	18
Jared Pinkney	2	0-0	0-0	0-0	0	0-0	0	0	12
Kyle Shurmur	2	0-0	0-0	0-0	0	0-0	0	0	12
Trent Sherfield	1	0-0	0-0	0-0	0	0-0	0	0	6
C.J. Duncan	1	0-0	0-0	0-0	0	0-0	0	0	6
Caleb Scott	1	0-0	0-0	0-0	0	0-0	0	0	6
Nathan Marcus	1	0-0	0-0	0-0	0	0-0	0	0	6
Total	15	1-3	15-15	0-0	0	0-0	0	0	108
Opponents	15	2-3	14-15	0-0	0	0-0	0	0	110

KICKOFF RETURNS	No.	Yds	AVG	TD	LONG
Kalija Lipscomb	3	49	16.3	0	20
J. Wakefield	2	40	20.0	0	22
C.J. Duncan	1	22	22.0	0	22
Total	6	111	18.5	0	22
Opponents	5	52	10.4	0	18

PUNT RETURNS	No.	Yds	AVG	TD	LONG
Kalija Lipscomb	6	29	4.8	0	11
Andrew Rector	1	29	29.0	0	0
Jalen Pinkney	0	8	0.0	0	8
Total	7	66	9.4	0	11
Opponents	12	72	6.0	0	20

FIELD GOAL SEQUENCE	VANDERBILT	OPPONENT
at Middle Tennessee	31	--
Alabama A&M	56	--
Kansas State	--	42
Alabama	--	(22)
at Florida	(42)	(21)
Georgia		
at Ole Miss		
at South Carolina		
Western Kentucky		
Kentucky		
Missouri		
at Tennessee		

Numbers in (parentheses) indicate successful field goals.



2017 STATISTICS

PASSING

	Com-Att-Yds-TD-Int		
	K. Shurmur	D. Wallace	S. Stankavage
at Middle Tennessee	20-28-296-3-0	DNP	DNP
Alabama A&M	15-18-202-4-0	3-7-19-0-0	1-1-6-0-0
Kansas State	14-23-205-1-0	DNP	DNP
Alabama	4-15-18-0-1	3-7-20-0-0	DNP
at Florida	18-40-264-3-0	DNP	DNP
Georgia			
at Ole Miss			
at South Carolina			
Western Kentucky			
Kentucky			
Missouri			
at Tennessee			
TOTALS	71-124-985-11-1	6-14-39-0-0	1-1-6-0-0

RUSHING

	#-Yds/TD	MT	AAMU	KSU	ALA	FLA	UGA	MISS	SC	WKU	UK	MIZ	TENN
Ralph Webb	75-198/2	24-49/1	13-54/1	21-46/0	6-20/0	11-29/0							
K. Blasingame	30-107/0	8-31/0	6-55/0	5-7/0	7-14/0	4-0/0							
J. Wakefield	18-81/0	-	15-64/0	DNP	2-6/0	1-11/0							
Trent Sherfield	1-11/0	-	-	-	-	1-11/0							
Sam Dobbs	1-10/0	-	-	1-10/0	-	-							
Kalija Lipscomb	1-5/0	-	-	1-5/0	-	-							
TEAM	5-(-6)/0	2-(-3)/0	-	2-(-3)/0	DNP	1-0/0							
Kyle Shurmur	7-(-10)/2	1-(-6)/0	1-1/1	2-0/1	1-0/0	2-(-5)/0							

RECEIVING

	#-Yds/TD	MT	AAMU	KSU	ALA	FLA	UGA	MISS	SC	WKU	UK	MIZ	TENN
Trent Sherfield	16-287/1	4-68/0	4-69/1	4-97/0	2-14/0	2-39/0							
C.J. Duncan	18-176/1	3-19/0	3-29/0	6-52/1	1-1/0	5-75/0							
Kalija Lipscomb	9-156/4	2-41/2	2-50/1	2-15/0	-	3-50/1							
Jared Pinkney	11-135/2	3-33/0	4-51/2	2-41/0	-	2-10/0							
Ralph Webb	4-107/1	3-104/1	-	-	1-3/0	-							
D. Tennyson	3-49/0	DNP	DNP	-	2-14/0	1-35/0							
Caleb Scott	3-27/1	DNP	-	-	-	3-27/1							
K. Blasingame	4-26/0	1-0/0	1-(-1)/0	-	1-6/0	1-21/0							
Sam Dobbs	2-22/0	1-16/0	1-6/0	-	-	-							
Nathan Marcus	4-17/1	2-6/0	1-4/0	-	-	1-7/1							
Trey Ellis	2-17/0	1-9/0	1-8/0	-	-	-							
Jackson Winrow	1-13/0	DNP	1-13/0	DNP	DNP	DNP							
J. Wakefield	1-(-2)/0	-	1-(-2)/0	DNP	-	-							

PUNT RETURNS

	#-Yds	MT	AAMU	KSU	ALA	FLA	UGA	MISS	SC	WKU	UK	MIZ	TENN
Kalija Lipscomb	6-29	-	4-26	-	-	2-3							
Andrew Rector	1-29	-	1-29	-	-	-							

KICK RETURNS

	#-Yds	MT	AAMU	KSU	ALA	FLA	UGA	MISS	SC	WKU	UK	MIZ	TENN
Kalija Lipscomb	3-49	-	-	-	3-49	-							
J. Wakefield	2-40	-	-	DNP	2-40	-							
C.J. Duncan	1-22	-	1-22	-	-	-							



2017 STATISTICS

DEFENSIVE STATS

#	Name	GP	Tackles			TFL/Yds	Sacks		Pass Def			Fumbles		Blocked	
			Solo	Ast	Total		No-Yards	Int-Yds	BrUp	QBH	Rcv-Yds	FF	Kick	Saf	
4	Emmanuel Smith	5-5	19	25	44	2.5-11	0.5-3
5	L. Wiley	5-5	22	20	42	.	.	1-11	3
20	Oren Burks	5-5	17	20	37	4.5-11	.	1-9	1
14	Ryan White	5-5	20	11	31	2.5-5	.	1-0	2
11	Charles Wright	5-5	7	15	22	7.0-46	6.0-44	.	.	5
8	J. Williams	5-5	14	5	19	1.5-5	.	.	5	.	.	1	.	.	.
40	Jordan Griffin	5-0	11	5	16	2.0-4	1	.	.	.
34	Dare Odeyingbo	5-5	10	5	15	6.5-27	2.5-15	.	2	3	.	1	.	.	.
2	Arnold Tarpley	5-3	8	5	13	.	.	.	1	1
31	Tre Herndon	4-4	6	6	12	1.0-9	1.0-9	.	4
21	D. Sheffield	5-0	7	3	10	.	.	.	1
77	Nifae Lealao	5-5	.	8	8	1.0-3	.	.	1	2	.	.	1	.	.
3	T. Ferguson	2-1	7	1	8
49	Jonathan Wynn	5-5	6	2	8	2.0-10	1.0-9	.	1	1
74	Jay Woods	5-0	5	2	7
10	D. Odeyingbo	5-0	1	6	7	0.5-1	.	1-0
9	Caleb Peart	5-2	.	5	5	1.0-3	.	.	.	2
6	Zaire Jones	5-0	2	3	5	1.0-2
90	Cameron Tidd	5-0	1	4	5
25	Josh Smith	5-0	1	3	4	1.0-3	1.0-3	.	.	1
12	Tae Daley	5-0	3	1	4	0.5-2
33	Jay Hockaday	5-0	1	3	4	0.5-2
30	Bryce Lewis	2-0	3	1	4	.	.	1-28
23	K. Blasingame	5-1	2	1	3
26	Andrew Rector	5-0	2	1	3	1	.	.	1	.	.
44	Jalen Pinkney	5-0	1	1	2	.	.	.	1
48	Andre Mintze	4-0	1	.	1
57	Josiah Sa'o	3-0	.	1	1
16	Kalija Lipscomb	5-0	1	.	1
10	Trent Sherfield	5-4	.	1	1
Total		5-0	178	164	342	35-144	12-83	5-48	22	16	.	3	2	.	.
Opponents		5-0	151	118	269	16.0-40	3-17	1-1	21	21	2-0	3	.	.	.

INTERCEPTIONS/RET.	No.-Yds	MT	AAMU	KSU	ALA	FLA	UGA	MISS	SC	WKU	UK	MIZ	TENN
Ryan White	1-0	-	-	1-0	-	-
Dayo Odeyingbo	1-0	-	1-0	-	-	-
Bryce Lewis	1-28	1-28	-	DNP	DNP	DNP
L. Wiley	1-11	-	-	1-11	-	-
Oren Burks	1-9	-	1-9	-	-	-

QB SACKS	UA-A-TOTAL	MT	AAMU	KSU	ALA	FLA	UGA	MISS	SC	WKU	UK	MIZ	TENN
Charles Wright	5-2-6.0	3.0-33	1.0-6	2.0-5	-	-
Dare Odeyingbo	2-1-2.5	2.0-12	0.5-3	-	-	-
Tre Herndon	1-0-1.0	-	-	-	1.0-9	DNP
Josh Smith	1-0-1.0	-	1.0-3	-	-	-
Jonathan Wynn	1-0-1.0	-	-	-	-	1.0-9
Emmanuel Smith	0-1-0.5	-	0.5-3	-	-	-



2017 STATISTICS

TACKLES	SOLO-ASSISTED-TOTAL	MT	AAMU	KSU	ALA	FLA	UGA	MISS	SC	WKU	UK	MIZ	TENN
Emmanuel Smith	19-25-44	6-0	4-6	5-7	4-5	0-7							
L. Wiley	22-20-42	4-1	0-1	6-5	8-6	4-7							
Oren Burks	17-20-37	4-0	1-3	4-4	2-4	6-9							
Ryan White	20-11-31	6-0	3-0	2-2	7-6	2-3							
Charles Wright	7-15-22	4-0	0-7	2-1	1-5	0-2							
J. Williams	14-5-19	-	-	6-2	6-2	2-1							
Jordan Griffin	11-5-16	1-0	1-1	-	4-2	5-2							
Dare Odeyingbo	10-5-15	3-0	2-1	3-1	1-3	1-0							
Arnold Tarpley	8-5-13	1-1	1-0	1-1	4-1	1-2							
Tre Herndon	6-6-12	3-1	-	2-2	1-3	DNP							
D. Sheffield	7-3-10	1-0	3-2	-	2-0	1-1							
Nifae Lealao	0-8-8	-	0-3	0-1	0-2	0-2							
T. Ferguson	7-1-8	-	DNP	DNP	DNP	7-1							
Jonathan Wynn	6-2-8	1-0	0-1	1-0	0-1	4-0							
D. Odeyingbo	1-6-7	-	0-2	0-1	0-2	1-1							
Jay Woods	5-2-7	2-0	2-0	0-1	1-1	-							
Zaire Jones	2-3-5	-	1-2	-	1-1	-							
Cameron Tidd	1-4-5	-	-	-	0-4	1-0							
Caleb Peart	0-5-5	-	0-1	-	-	0-4							
Josh Smith	1-3-4	-	1-2	-	-	0-1							
Jay Hockaday	1-3-4	-	0-1	-	1-2	-							
Bryce Lewis	3-1-4	3-1	-	DNP	DNP	DNP							
Tae Daley	3-1-4	1-0	1-1	-	-	1-0							
K. Blasingame	2-1-3	-	1-0	-	0-1	1-0							
Andrew Rector	2-1-3	-	2-1	-	-	-							
Jalen Pinkney	1-1-2	-	-	-	1-1	-							
Andre Mintze	1-0-1	-	-	-	1-0	DNP							
Josiah Sa'o	0-1-1	-	0-1	-	DNP	DNP							
Kalija Lipscomb	1-0-1	-	-	1-0	-	-							
Trent Sherfield	0-1-1	-	-	-	-	0-1							

FUMBLES	FF/FR	MT	AAMU	KSU	ALA	FLA	UGA	MISS	SC	WKU	UK	MIZ	TENN
Dare Odeyingbo	1/0	1/0	-	-	-	-							
Jordan Griffin	1/0	-	-	-	1/0	-							
J. Williams	1/0	-	-	-	1/0	-							



2017 STATISTICS

GAME-BY-GAME TEAM COMPARISONS (NOTE: GAME TOTALS ARE DISPLAYED IN THE FORMAT TEAM/OPPONENT FOR EACH CATEGORY)

	SCORE	1ST DOWNS	RUSHING	PASSING	RUSH Yds	PASS Yds	PLAYS-TOTAL Yds	RET. Yds	TURNOVERS
at Middle Tennessee	W 28-6	15/14	5/3	10/8	35-71/26-49	296/166	63-367/57-215	28/20	0/1
Alabama A&M	W 42-0	18/7	8/4	10/1	35-174/32-59	227/44	61-401/53-103	94/28	0/2
Kansas State	W 14-7	11/13	2/10	9/3	32-65/35-201	205/76	55-270/63-277	11/28	1/2
Alabama	L 59-0	3/38	1/24	1/12	16-40/66-496	38/181	38-78/93-677	89/34	2/0
at Florida	L 38-24	17/23	3/11	13/9	20-46/51-218	264/249	60-310/77-467	3/15	0/0
Georgia									
at Ole Miss									
at South Carolina									
Western Kentucky									
Kentucky									
Missouri									
at Tennessee									
Totals	108-110	64/95	19/52	43/33	138-396/210-1023	1030/716	277-1426/343-1739	225/125	3/5

GAME-BY-GAME TEAM COMPARISONS (NOTE: GAME TOTALS ARE DISPLAYED IN THE FORMAT TEAM/OPPONENT FOR EACH CATEGORY)

	3RD DOWN	4TH DOWN	TIME POSS	MARGIN	Yds/RUSH	Yds/PASS	Yds/PLAY	PUNTING	PENALTY Yds
at Middle Tennessee	8-16/0-12	0-0/0-2	36:33/23:27	13:06	2.0/1.9	10.6/5.4	5.8/3.8	7-41.9/7-40.7	69/14
Alabama A&M	6-13/2-14	0-1/0-0	30:41/29:19	1:22	5.0/1.8	8.7/2.1	6.6/1.9	5-33.2/10-35.4	4-40/5-21
Kansas State	4-13/4-16	1-1/1-2	29:33/30:27	-0:54	2.0/5.7	8.9/2.7	4.9/4.4	8-33.5/7-37.7	5-50/7-68
Alabama	1-10/9-15	0-0/2-2	17:05/42:55	-25:50	2.5/7.5	1.7/6.7	2.1/7.3	9-43.7/2-32.0	5-20/6-40
at Florida	3-13/7-16	2-3/3-3	24:00/36:00	-12:00	2.3/4.3	6.6/9.6	5.2/6.1	6-41.0/5-42.2	4-38/9-64
Georgia									
at Ole Miss									
at South Carolina									
Western Kentucky									
Kentucky									
Missouri									
at Tennessee									
Totals	22-65/22-73	3-5/6-9	137:52/162:08	-24:16	2.9/4.9	7.4/5.4	5.1/5.1	35-39.0/31-38.0	217/207



2017 STATISTICS

3RD DOWNS

	SCORE	OVERALL	1ST QTR	2ND QTR	3RD QTR	4TH QTR
at Middle Tennessee	W 28-6	8-16 (50.0%)	2-2 (100.0%)	4-6 (66.7%)	2-4 (50.0%)	0-4 (0.0%)
Alabama A&M	W 42-0	6-13 (46.2%)	2-2 (100.0%)	3-4 (75.0%)	1-3 (33.3%)	0-4 (0.0%)
Kansas State	W 14-7	4-13 (30.8%)	2-4 (50.0%)	0-4 (0.0%)	0-2 (0.0%)	2-3 (66.7%)
Alabama	L 59-0	1-10 (10.0%)	1-3 (33.3%)	0-3 (0.0%)	0-3 (0.0%)	0-1 (0.0%)
at Florida	L 38-24	3-13 (23.1%)	1-3 (33.3%)	2-4 (50.0%)	0-2 (0.0%)	0-4 (0.0%)
Georgia						
at Ole Miss						
at South Carolina						
Western Kentucky						
Kentucky						
Missouri						
at Tennessee						
Totals		22-65 (33.8%)	8-14 (57.1%)	9-21 (42.9%)	3-14 (21.4%)	2-16 (12.5%)
Opponents		22-73 (30.1%)	2-11 (18.2%)	6-23 (26.1%)	8-18 (44.4%)	6-21 (28.6%)

4TH DOWNS

	SCORE	OVERALL	1ST QTR	2ND QTR	3RD QTR	4TH QTR
at Middle Tennessee	W 28-6	0-0 (0.0%)	0-0 (0.0%)	0-0 (0.0%)	0-0 (0.0%)	0-0 (0.0%)
Alabama A&M	W 42-0	0-1 (0.0%)	0-0 (0.0%)	0-1 (0.0%)	0-0 (0.0%)	0-0 (0.0%)
Kansas State	W 14-7	1-1 (100.0%)	1-1 (100.0%)	0-0 (0.0%)	0-0 (0.0%)	0-0 (0.0%)
Alabama	L 59-0	0-0 (0.0%)	0-0 (0.0%)	0-0 (0.0%)	0-0 (0.0%)	0-0 (0.0%)
at Florida	L 38-24	2-3 (66.7%)	0-0 (0.0%)	0-0 (0.0%)	0-0 (0.0%)	2-3 (66.7%)
Georgia						
at Ole Miss						
at South Carolina						
Western Kentucky						
Kentucky						
Missouri						
at Tennessee						
Totals		3-5 (60.0%)	1-1 (100.0%)	0-1 (0.0%)	0-0 (0.0%)	2-3 (66.7%)
Opponents		6-9 (66.7%)	1-1 (100.0%)	2-2 (100.0%)	1-1 (100.0%)	2-5 (40.0%)

VANDERBILT-INSIDE OPPONENT 20-YARD LINE

OPPONENT	SCORE	Times in RZ	Times SCORED	TOTAL PTS	TDs	RUSH TDs	PASS TDs	FG MADE	-----FAILED IN RED ZONE-----					
									FGA	DNOWNS	INT	FUMB	HALF	GM
at Middle Tennessee	W 28-6	3	2	14	2	1	1	0	1	0	0	0	0	0
Alabama A&M	W 42-0	3	3	21	3	2	1	0	0	0	0	0	0	0
Kansas State	W 14-7	3	2	14	2	1	1	0	0	0	0	1	0	0
Alabama	L 59-0	0	0	0	0	0	0	0	0	0	0	0	0	0
at Florida														
Georgia														
at Ole Miss														
at South Carolina														
Western Kentucky														
Kentucky														
Missouri														
at Tennessee														
VU Season Totals: 10 of 12 (83.3%)		12	10	70	10	4	6	0	1	0	0	1	0	0

OPPONENTS-INSIDE VANDERBILT 20-YARD LINE

OPPONENT	SCORE	Times in RZ	Times SCORED	TOTAL PTS	TDs	RUSH TDs	PASS TDs	FG MADE	-----FAILED IN RED ZONE-----					
									FGA	DNOWNS	INT	FUMB	HALF	GM
at Middle Tennessee	W 28-6	2	0	0	0	0	0	0	0	2	0	0	0	0
Alabama A&M	W 42-0	0	0	0	0	0	0	0	0	0	0	0	0	0
Kansas State	W 14-7	2	1	7	1	1	0	0	0	1	0	0	0	0
Alabama	L 59-0	7	6	38	5	5	0	1	0	0	0	0	1	0
at Florida	L 38-24	3	3	21	3	0	3	0	0	0	0	0	0	0
Georgia														
at Ole Miss														
at South Carolina														
Western Kentucky														
Kentucky														
Missouri														
at Tennessee														
Opponent Season Totals: 12 of 16 (75.0%)		16	12	76	10	10	0	2	0	3	0	0	1	0



GAME 1

Middle Tennessee
Sept. 2 | Murfreesboro

MURFREESBORO, Tenn. -- Kyle Shurmur threw for 296 yards and tied his career-high with three touchdowns as the Vanderbilt Commodores beat Middle Tennessee 28-6 Saturday night in the season opener for both teams.

The Commodores snapped a five-year skid in season openers to give coach Derek Mason his first victory to kick off his fourth season in charge. They also won their third straight against the Conference USA school 37 miles away from Nashville.

"It was really important because for us it's something we hadn't done here in my tenure, so we got it done tonight," Mason said. "So now we move on."

Vanderbilt came out throwing with Shurmur, and the junior quarterback didn't disappoint. He completed 13 of his first 14 passes, including a 37-yard TD pass to Kalija Lipscomb to cap the opening drive. He added a 4-yard TD pass to Lipscomb for a 21-0 lead minutes into the second quarter.

Ralph Webb, the Commodores' all-time leading rusher, also added a 1-yard TD run. Shurmur hit Webb on a swing pass that the senior took 73 yards for a 28-0 lead in the third.

The Commodores smothered what was a high-powered offense in 2016 with Middle Tennessee running up 495 yards against Vanderbilt last season. The Blue Raiders averaged 517.7 yards and ranked 12th nationally scoring 39.7 points per game.

Bryce Lewis intercepted a tipped pass to set up Webb's TD, and the Commodores also sacked Stockstill five times. The Blue Raiders avoided being shut out at home when Stockstill found Richie James for a 22-yard TD early in the fourth.

TEAM	1	2	3	4	FINAL	RECORD
VU	14	7	7	0	28	1-0
MT	0	0	0	6	6	0-1

SCORING SUMMARY

Attendance: 26,717 **Time:** 3:09
Weather: 77, clear, wind NE 5 mph

- 1st:** VANDY: Lipscomb 37-yd pass from Shurmur (Openshaw kick), 5-75 2:29. VANDY: Webb 1 yd run (Openshaw kick), 3-40 1:04.
- 2nd:** VANDY: Lipscomb 4-yd pass from Shurmur (Openshaw kick), 13-76 7:43.
- 3rd:** VANDY: Webb 73-yd pass from Shurmur (Openshaw kick), 3-80 1:24.
- 4th:** MT: James 22-yd pass from Stockstill (Rooker kick blocked), 3-47 1:05.

STATISTICS	VANDERBILT	MT
FIRST DOWNS	15	14
RUSHES-YARDS (NET)	35-71	26-49
PASSING YDS (NET)	296	166
PASSES ATT-COMP-INT	28-20-0	31-18-1
TOTAL OFFENSE PLAYS-YARDS	63-367	57-215
FUMBLE RETURNS-YARDS	0-0	0-0
PUNT RETURNS-YARDS	0-0	3-20
KICKOFF RETURNS-YARDS	0-0	0-0
INTERCEPTION RETURNS-YARDS	1-28	0-0
PUNTS (NUMBER-AVG)	7-41.9	7-40.7
FUMBLES-LOST	1-0	1-0
PENALTIES-YARDS	6-69	4-14
POSSESSION TIME	36:33	23:27
THIRD-DOWN CONVERSIONS	8 OF 16	0 OF 12
FOURTH-DOWN CONVERSIONS	0 OF 0	0 OF 2
RED-ZONE SCORES-CHANCES	2-3	0-2
SACKS BY: NUMBER-YARDS	5-45	1-6

RUSHING: VANDY-Webb 24-49; K. Blasingame 8-31; TEAM 2-(-3); Shurmur 1-(-6). MT-GORDON 7-26; TUCKER 2-21; JAMES 2-14; LEE 5-8; STOCKSTILL 10-(-20).

PASSING: VANDY-Shurmur 20-28-0-296. MT-STOCKSTILL 18-31-1-166.

RECEIVING: VANDY-Sherfield 4-68; Webb 3-104; Pinkney 3-33; Duncan 3-19; Lipscomb 2-41; Marcus 2-6; Dobbs 1-16; Ellis 1-9; K. Blasingame 1-0. MT-JAMES10-112; SMITH 3-29; WINDHAM 2-9; LEE 2-7; TUCKER 1-9.

GAME 2

Alabama A&M
Sept. 9 | Nashville

NASHVILLE -- Vanderbilt quarterback Kyle Shurmur threw four touchdown passes and ran for another as the Commodores smashed Alabama A&M 42-0 on Saturday, improving to 2-0 for the first time under fourth-year coach Derek Mason.

"I'm excited even if my face probably doesn't show it," Mason said. "You're excited to get the wins, but you know preparation is right around the corner. It's not about being comfortable, not about getting comfortable. It's just making sure we stay (focused)."

The Commodores dominated all facets of the game as they readied for next week's home challenge against 19th-ranked Kansas State. Shurmur completed 12-of-12 passes for 175 yards and three scores in the first half alone, finishing 15-for-18 for 202 yards. Vanderbilt outgained the Bulldogs 291-38 in the opening two quarters, holding Alabama A&M (0-2) to three first downs. The Commodores blocked one Bulldogs punt -- converting it into a touchdown -- and deflected another. Vanderbilt scored touchdowns on five-of-six possessions in the opening half.

"I thought our guys played a good first half," Mason said. "They scored points with Shurmur. That's the second week in a row he started fast. I like the way he played. I thought he had good command and that he saw everything he needed to see."

Playing in front of a crowd of 25,802, Vanderbilt recorded its first shutout since the Commodores blanked Kentucky 40-0 in 2012.

Vanderbilt recorded its first shutout since the Commodores blanked Kentucky 40-0 in 2012.

TEAM	1	2	3	4	FINAL	RECORD
AAMU	0	0	0	0	0	0-2
VU	14	21	7	0	42	2-0

SCORING SUMMARY

Attendance: 25,802 **Time:** 3:13
Weather: 79, fair, wind NE 12 mph

- 1st:** VANDY: Webb 6-yd run (Openshaw kick), 11-67 6:22. VANDY: Pinkney 10-yd pass from Shurmur (Openshaw kick), 6-54 3:10.
- 2nd:** VANDY: Lipscomb 45-yd pass from Shurmur (Openshaw kick), 6-81 2:33. VANDY: Shurmur 1-yd run (Openshaw kick), 3-10 0:53. VANDY: Sherfield 25-yd pass from Shurmur (Openshaw kick), 4-65 1:28.
- 3rd:** VANDY: Pinkney 23-yd pass from Shurmur (Openshaw kick), 1-23 0:06.

STATISTICS	AAMU	VANDERBILT
FIRST DOWNS	7	18
RUSHES-YARDS (NET)	32-59	35-174
PASSING YDS (NET)	44	227
PASSES ATT-COMP-INT	21-8-2	26-19-0
TOTAL OFFENSE PLAYS-YARDS	53-103	61-401
FUMBLE RETURNS-YARDS	0-0	0-0
PUNT RETURNS-YARDS	1-5	5-63
KICKOFF RETURNS-YARDS	2-23	1-22
INTERCEPTION RETURNS-YARDS	0-0	2-9
PUNTS (NUMBER-AVG)	10-35.4	5-33.2
FUMBLES-LOST	1-0	0-0
PENALTIES-YARDS	5-21	4-40
POSSESSION TIME	29:19	30:41
THIRD-DOWN CONVERSIONS	2 OF 14	6 OF 13
FOURTH-DOWN CONVERSIONS	0 OF 0	0 OF 1
RED-ZONE SCORES-CHANCES	0-0	3-3
SACKS BY: NUMBER-YARDS	0-0	3-15

RUSHING: AAMU-May 6-27; Walters 12-17; Burke 8-17; Brower 3-7; Glass 3-(-9). VANDY-J. Wakefield 15-64; K. Blasingame 6-55; Webb 13-54; Shurmur 1-1.

PASSING: AAMU-Glass 5-13-1-15; May 3-8-1-29. VANDY-Shurmur 15-18-0-202; Wallace 3-7-0-19; S. Stankavage 1-1-0-6.

RECEIVING: AAMU-Moore 3-5; Clash 2-10; O Miles 1-23; Randolph 1-4; Walters 1-2. VANDY-Sherfield 4-69; Pinkney 4-51; Duncan 3-29; Lipscomb 2-50; Winrow 1-13; Ellis 1-8; Dobbs 1-6; Marcus 1-4; K. Blasingame 1-(-1); J. Wakefield 1-(-2).



GAME 3

#18 Kansas State Sept. 16 | Nashville

NASHVILLE -- Kyle Shurmur scored on a 2-yard run with 8:23 left, and Vanderbilt upset No. 18 Kansas State 14-7 on Saturday night for the Commodores' first victory over a ranked, nonconference opponent since 1946.

Vanderbilt improved to 3-0 for the first time since 2011 with the Commodores' first win over a ranked, nonconference opponent since beating North Carolina State. The Commodores also have won five straight at home dating to last season.

"We're trying to get all these monkeys off our back," Mason said. Kansas State (2-1) last beat a Southeastern Conference team on the road in the regular season in 1982 at Kentucky.

Jesse Ertz tried to drive the Wildcats to the tying score. But he was tackled short on fourth-and-8 deep in Vanderbilt territory by Oren Burks and LaDarius Wiley with 1:06 left.

"I threw my hand up and said, 'Thank you Jesus,'" Mason said. Shurmur drove the Commodores 84 yards using up half of the first quarter to put Vanderbilt up 7-0 with a 2-yard pass to C.J. Duncan.

Ertz answered for Kansas State with a 75-yard drive, and on fourth-and-1, Ertz took the ball wide left and ran 15 untouched for a TD.

Ryan White picked off Ertz's pass soon after at the Wildcats 33, and Vanderbilt needed only four plays before Shurmur scored the clinching TD after having to pick up the ball off the ground after the snap. Shurmur said he didn't want to make a bad play worse.

"Just trying to get all I could and maybe score I guess," Shurmur said.

TEAM	1	2	3	4	FINAL	RECORD
KSU	0	7	0	0	7	2-1
VU	7	0	0	7	14	3-0

SCORING SUMMARY

Attendance: 40,350 **Time:** 3:17
Weather: 83, sunny, wind E 3 mph

- 1st:** VANDY: Duncan 2-yd pass from Shurmur (Openshaw kick), 13-84 7:53.
- 2nd:** KSU: Ertz 15-yd run (McCrane kick), 8-75 4:13.
- 4th:** VANDY: Shurmur 2-yd run (Openshaw kick), 4-33 1:53.

STATISTICS	KSU	VANDERBILT
FIRST DOWNS	13	11
RUSHES-YARDS (NET)	35-201	32-65
PASSING YDS (NET)	76	205
PASSES ATT-COMP-INT	28-10-2	23-14-0
TOTAL OFFENSE PLAYS-YARDS	63-277	55-270
FUMBLE RETURNS-YARDS	0-0	0-0
PUNT RETURNS-YARDS	4-17	0-0
KICKOFF RETURNS-YARDS	1-11	0-0
INTERCEPTION RETURNS-YARDS	0-0	2-11
PUNTS (NUMBER-AVG)	7-37.7	8-33.5
FUMBLES-LOST	0-0	1-1
PENALTIES-YARDS	7-68	5-50
POSSESSION TIME	30:27	29:33
THIRD-DOWN CONVERSIONS	4 OF 16	4 OF 13
FOURTH-DOWN CONVERSIONS	1 OF 2	1 OF 1
RED-ZONE SCORES-CHANCES	1-2	2-3
SACKS BY: NUMBER-YARDS	1-2	2-5

RUSHING: KSU-Ertz 24-126; Silmon, 3-41; Barnes 8-34. VANDY-Webb 21-46; Dobbs 1-10; Blasingame 5-7; Lipscomb 1-5; Shurmur 2-0; TEAM 2-(-3).
PASSING: KSU-Ertz 10-28-2-76. VANDY-Shurmur 14-23-0-205.
RECEIVING: KSU-Zuber 4-37; Pringle 3-25; Valentine 1-8; Barnes 1-3; Dimel 1-3. VANDY-Duncan 6-52; Sherfield 4-97; Pinkney 2-41; Lipscomb 2-15.

GAME 4

#1 Alabama Sept. 23 | Nashville

NASHVILLE -- Alabama coach Nick Saban challenged the top-ranked Crimson Tide to prove they knew how to not only win, but dominate an opponent for a full 60 minutes.

That, and a bit of motivation provided by the confident Vanderbilt Commodores, was all Alabama needed.

Damien Harris ran for a career-high 151 yards and three touchdowns, Bo Scarbrough added two TDs and top-ranked Alabama routed Vanderbilt 59-0 Saturday in the Southeastern Conference opener for both teams.

Alabama (4-0) now has won 19 straight over the SEC East. Better yet, the Crimson Tide hasn't lost to Vanderbilt since 1984 or in Nashville since 1969. Both streaks were assured at the end of the first quarter with Alabama up 21-0 after the second of Harris' TDs. And the Crimson Tide didn't let up.

Alabama outgained Vanderbilt in total offense 677-78 before running out the clock late for the largest margin in the program's vaunted history. The Crimson Tide also set a school record with 38 first downs, topping the 36 earned Nov. 22, 2014, against Western Carolina.

Vanderbilt (3-1) came in as one of the five remaining undefeated teams in the SEC with the nation's stingiest defense in points, total yards and against the pass. The Commodores had allowed just 13 points combined through three games, yet they proved no match against Alabama's dominating ground game.

TEAM	1	2	3	4	FINAL	RECORD
ALA	21	10	21	7	59	4-0,1-0
VU	0	0	0	0	0	3-1,0-1

SCORING SUMMARY

Attendance: 40,350 **Time:** 3:07
Weather: 88, partly cloudy, wind NE 3 mph

- 1st:** UA: Scarbrough 6-yd run (Pappanastos kick), 5-47 1:30. UA - Harris 61-yd run (Pappanastos kick), 2-70 0:36. UA: Harris 2-yd run (Pappanastos kick), 6-26 2:38.
- 2nd:** UA: Scarbrough 2-yd run (Pappanastos kick), 13-75 5:39. UA: Pappanastos 22-yd field goal, 13-71 3:43.
- 3rd:** UA: Harris 2 yd run (Pappanastos kick), 8-75 2:53. UA: Jeudy 34-yd pass from Tagovailoa (Pappanastos kick), 8-68 1:58. UA: Smith 27-yd pass from Tagovailoa (Pappanastos kick), 4-58 1:35.
- 4th:** UA: Robinson Jr. 17-yd run (Pappanastos kick), 10-89 5:38.

STATISTICS	ALABAMA	VANDERBILT
FIRST DOWNS	38	3
RUSHES-YARDS (NET)	66-496	16-40
PASSING YDS (NET)	181	38
PASSES ATT-COMP-INT	27-17-0	22-7-1
TOTAL OFFENSE PLAYS-YARDS	93-677	38-78
FUMBLE RETURNS-YARDS	0-0	0-0
PUNT RETURNS-YARDS	3-33	0-0
KICKOFF RETURNS-YARDS	0-0	5-89
INTERCEPTION RETURNS-YARDS	1-1	0-0
PUNTS (NUMBER-AVG)	2-32.0	9-43.7
FUMBLES-LOST	3-0	1-1
PENALTIES-YARDS	6-40	5-20
POSSESSION TIME	42:55	17:05
THIRD-DOWN CONVERSIONS	9 OF 15	1 OF 10
FOURTH-DOWN CONVERSIONS	2 OF 2	0 OF 0
RED-ZONE SCORES-CHANCES	6-7	0-0
SACKS BY: NUMBER-YARDS	0-0	1-9

RUSHING: UA-D. Harris 12-151; Scarbrough 11-79; N. Harris 10-70; Robinson Jr. 5-51; Hurts 9-48; Clark 10-48; Jacobs 4-28; Tagovailoa 1-22; Ridley 1-4; TEAM 3-(-5). VANDY-Webb 6-20; Blasingame 7-14; Wakefield 2-6; Shurmur 1-0.
PASSING: UA-Hurts 9-17-0-78; Tagovailoa 8-10-0-103. VANDY-Shurmur 4-15-1-18; Wallace 3-7-0-20.
RECEIVING: UA-Ridley 5-43; Jeudy 3-68; Smith Jr. 2-14; D. Smith 1-27; Sims 1-11; Tennison 1-9; D. Harris 1-9; N. Harris 1-3; Scarbrough 1-2; Foster 1-(-5). VANDY-Sherfield 2-14; Tennyson 2-14; Blasingame 1-6; Webb 1-3; Duncan 1-1.



GAME 5

#21 Florida
Sept. 30 | Gainesville, Fla.

GAINESVILLE, Fla. -- Lamical Perine scored three touchdowns, Malik Davis added two and No. 21 Florida beat Vanderbilt 38-24 on Saturday despite losing quarterback Luke Del Rio to a left shoulder injury.

Perine bookended two one-yard plunges around a 13-yard scamper as the Gators remained unbeaten in Southeastern Conference play and defeated the Commodores for the 26th time in the last 27 meetings.

Perine, a cousin of former Oklahoma and current Washington Redskins running back Samaje Perine, finished with 58 yards on 15 carries.

Davis, a freshman, ran 17 times for 124 yards. His final run was huge. On a fourth-down play, Davis broke through the line, stumbled and then regained his footing for a 39-yard score that sealed the victory.

Redshirt freshman Feleipe Franks replaced Del Rio in the second quarter and turned in his most effective performance of the season. Franks completed 10 of 14 passes for 185 yards, including a 49-yarder to Tyrie Cleveland that was nearly as perfect as his last pass in The Swamp.

The Gators (3-1, 3-0 SEC) and Vanderbilt played a tight game for the third consecutive year. That was an improvement for the Commodores (3-2, 0-2) after a 59-0 home loss to top-ranked Alabama a week ago.

TEAM	1	2	3	4	FINAL	RECORD
VU	7	10	0	7	24	3-2,0-2
UF	7	10	7	14	38	3-1,3-0

SCORING SUMMARY

Attendance: 84,478 **Time:** 3:22
Weather: 75, overcast, wind NE 10 mph

1st: UF: Perine 1-yd run (Pineiro kick), 10-62 5:20. VANDY: Lipscomb 13-yd pass from Shurmur (Openshaw kick), 7-75 3:55.

2nd: UF: Perine 13-yd run (Pineiro,E. kick), 7-45 2:56. VANDY: Scott 12-yd pass from Shurmur (Openshaw kick), 7-75 3:12. VANDY: Openshaw 42-yd field goal, 9-60 3:57. UF: Pineiro 21-yd field goal, 7-71 0:43.

3rd: UF: Davis 1-yd run (Pineiro kick), 8-73 3:56.

4th: UF: Perine 1-yd run (Pineiro kick), 12-65 6:04. VANDY: Marcus 7-yd pass from Shurmur (Openshaw kick), 14-77 3:56. UF: Davis 39-yd run (Pineiro kick), 5-48 1:31.

STATISTICS	VANDERBILT	FLORIDA
FIRST DOWNS	17	23
RUSHES-YARDS (NET)	20-46	51-218
PASSING YDS (NET)	264	249
PASSES ATT-COMP-INT	40-18-0	26-17-0
TOTAL OFFENSE PLAYS-YARDS	60-310	77-467
FUMBLE RETURNS-YARDS	0-0	0-0
PUNT RETURNS-YARDS	2-3	1-(-3)
KICKOFF RETURNS-YARDS	0-0	2-18
INTERCEPTION RETURNS-YARDS	0-0	0-0
PUNTS (NUMBER-AVG)	6-41.0	5-42.2
FUMBLES-LOST	2-0	1-0
PENALTIES-YARDS	4-38	9-64
POSSESSION TIME	24:00	36:00
THIRD-DOWN CONVERSIONS	3 OF 13	7 OF 16
FOURTH-DOWN CONVERSIONS	2 OF 3	3 OF 3
RED-ZONE SCORES-CHANCES	3-3	5-5
SACKS BY: NUMBER-YARDS	1-9	1-9

RUSHING: VANDY-Webb 11-29; J. Wakefield 1-11; Sherfield 1-11; K. Blasingame 4-0; TEAM 1-0; Shurmur 2-(-5). UF-Davis 17-124; Perine 15-58; Thompson 9-24; Toney 3-22; Franks 3-4; Team 2-(-5); Del Rio 2-(-9).

PASSING: VANDY-Shurmur 18-40-0-264. UF-Franks 10-14-0-185; Del Rio 7-11-0-64; Toney 0-1-0-0.

RECEIVING: VANDY-Duncan 5-75; Lipscomb 3-50; Scott 3-27; Sherfield 2-39; Pinkney 2-10; D. Tennyson 1-35; K. Blasingame 1-21; Marcus 1-7. UF-Thompson 5-39; Cleveland 2-67; Stephens 2-45; Davis 2-6; Swain 1-33; Goolsby 1-25; Perine 1-17; Powell 1-11; Toney 1-5; Lewis 1-1.