



# 2013-14 BASKETBALL GAME NOTES

**Ole Miss Athletics Media Relations** | PO Box 217 | University, MS 38677 | 662-915-7522  
**Web:** OleMissSports.com, OleMissHoops.com | **Twitter:** @OleMissNow, @OleMissMBB  
**Facebook:** Facebook.com/OleMissSports, Facebook.com/OleMissMBB | **Blog:** OleMissSports.com/Blog

## 2013-14 SCHEDULE

Date	Opponent [TV]	Time/Result
11/1	SOUTH CAROLINA-AIKEN (Ex.)	W, 75-70 (OT)
11/8	TROY	W, 69-54
11/16	at Coastal Carolina	W, 72-70
11/22	MISSISSIPPI VALLEY STATE	W, 111-82
11/26	NORTH CAROLINA A&T	W, 84-50
11/29	vs. Georgia Tech [NBCSN] ^	W, 77-67
11/30	vs. Penn State [NBCSN] ^	W, 79-76
12/5	at Kansas State % [ESPN2]	L, 61-58
12/8	#13/13 OREGON [ESPN]	L, 115-105 (OT)
12/14	MIDDLE TENNESSEE [CSS]	W, 72-63
12/18	LOUISIANA-MONROE [CSS]	W, 75-62
12/22	MERCER [CSS]	L, 79-76
12/30	at Western Kentucky [ESPN3]	W, 79-74
1/4	DAYTON [CSS]	L, 83-80 (OT)
1/9	AUBURN * [ESPN2]	W, 65-62
1/11	at Mississippi State * [ESPNU]	L, 76-72
1/15	LSU * [CSS]	W, 88-74 (OT)
1/18	at South Carolina * [FSN]	W, 75-74
1/22	at Vanderbilt * [CSS]	8:00 p.m.
1/25	MISSISSIPPI STATE * [SECN]	3:00 p.m.
1/29	at TENNESSEE * [SECN]	7:00 p.m.
2/1	SOUTH CAROLINA * [SECN]	12:30 p.m.
2/4	at Kentucky * [ESPNU]	6:00 p.m.
2/8	MISSOURI * [FSN]	4:00 p.m.
2/11	at Alabama * [ESPNU]	8:00 p.m.
2/15	at Georgia * [FSN]	3:00 p.m.
2/18	KENTUCKY * [ESPN]	6:00 p.m.
2/22	FLORIDA * [CBS]	11:00 a.m.
2/26	ALABAMA * [ESPN3]	7:00 p.m.
3/1	at Texas A&M [FSN]	6:00 p.m.
3/5	at Arkansas * [ESPN3]	7:00 p.m.
3/8	VANDERBILT * [SECN]	12:30 p.m.

\* SEC Game | Ranking: AP/USA TODAY | All Times CT  
 ^ Barclays Center Classic (Brooklyn, N.Y.)  
 % Big 12/SEC Challenge

## GAME 18



Ole Miss

### REBELS

(12-5, 3-1 SEC)

**Head Coach:** Andy Kennedy  
**Career:** 185-105/9th  
**At UM:** 164-92/8th

**Rankings:** AP - NR  
 Coaches - NR

**Date:** Wednesday, Jan. 22, 2014

**Time:** 8:00 p.m. CT

**Location:** Nashville, Tenn.

**Arena:** Memorial Gymnasium (14,316)

**Television:** CSS

Matt Stewart, play-by-play

Barry Booker, analyst

**Radio:** Ole Miss Radio Network

David Kellum, play-by-play

Keith Carter, analyst

**Satellite Radio:** Sirius 113, XM 199

**Live Audio:** OleMissSports.com

**Series:** VU leads 74-41

Last meeting: OM W, 64-52 (3/16/13)

Streak: OM, W2



Vanderbilt

### COMMODORES

(9-7, 1-3 SEC)

**Head Coach:** Kevin Stallings  
**Career:** 409-246/21st  
**At VU:** 286-183/15th

**Rankings:** AP - NR  
 Coaches - NR

## TIP OFF

- Wednesday's matchup will be the 116th meeting between Ole Miss and Vanderbilt on the hardwood. The Commodores hold a 74-41 lead in the series, which began in 1925, and are 47-7 in games in Nashville. Last year's overtime win in Nashville snapped a six-game losing streak to the 'Dores in Nashville and was the first win in Memorial Gym since 2001.
- Ole Miss is 23-8 (.742 winning percentage) versus SEC opponents over its last 31 games dating back to 2012, which is tied for the best mark over 31 games in school history set from 1936-38.
- Ole Miss has blocked 121 shots this season, and leads the SEC and ranks third in the nation averaging 7.1 blocked shots per game.
- Junior G **Jarvis Summers** is one of the most improved players in the SEC as he ranks eighth in the league in scoring at 18.1 points per game and has increased his scoring 9.0 ppg over his last season average. He also ranks fifth in the conference with a 51.6 field goal percentage.
- Senior G **Marshall Henderson** leads the SEC and ranks second in the nation averaging 4.43 3-pointers per game. Henderson has hit a 3-pointer in a school record 50-straight games and is just 9 points shy of becoming the fourth player in school history to score 1,000 points in just two seasons.
- Head coach **Andy Kennedy**, Ole Miss' all-time winningest coach, has led the Rebels to six 20-plus win campaigns in seven years. Ole Miss had only posted seven 20-plus win season in the 96 years before Kennedy's arrival.

## PROJECTED OLE MISS STARTERS

## OLE MISS ATHLETICS MEDIA RELATIONS









**MBB Contact:** Daniel Snowden, Associate Director  
**Office:** 662-915-7509  
**Cell:** 662-816-7511  
**Email:** desnowde@olemiss.edu  
**Press Row:** 662-236-1931



OleMissHoops.com OleMissSports.com/Blog  
 Twitter.com/OleMissNow Facebook.com/OleMissSports  
 Twitter.com/OleMissMBB Facebook.com/OleMissMBB

	F   34   AARON JONES	PTS	REB	AST	BLK	FG%	FT%
	6-9   220   Jr.   Gautier, Miss.	6.9	7.0	0.4	2.6	47.1	66.7
	F   11   SEBASTIAN SAIZ	PTS	REB	AST	BLK	FG%	FT%
	6-9   233   Fr.   Madrid, Spain	5.2	6.2	0.5	1.1	50.7	60.0
	G   10   LADARIUS WHITE	PTS	REB	AST	FG%	3FG%	FT%
	6-6   211   Jr.   McComb, Miss.	7.4	3.2	2.4	37.2	25.0	68.9
	G   22   MARSHALL HENDERSON	PTS	REB	STL	FG%	3FG%	FT%
	6-2   177   Sr.   Hurst, Texas	19.2	1.8	1.3	36.1	38.3	79.2
	G   32   JARVIS SUMMERS	PTS	REB	AST	FG%	3FG%	FT%
	6-3   186   Jr.   Jackson, Miss.	18.1	2.7	3.6	51.6	53.4	78.5

GAME 18: OLE MISS AT VANDERBILT | PAGE 2

<b>0</b> <b>G</b>	 <b>JERRON MARTIN</b> 6-1   165   Fr.   Prince George's County, Md.	<table border="1"><thead><tr><th>PTS</th><th>REB</th><th>AST</th><th>STL</th><th>FG%</th><th>FT%</th></tr></thead><tbody><tr><td>1.5</td><td>--</td><td>0.5</td><td>--</td><td>50.0</td><td>--</td></tr></tbody></table>	PTS	REB	AST	STL	FG%	FT%	1.5	--	0.5	--	50.0	--	<b>LAST GAME:</b> DNP <b>NOTES:</b> Scored 3 points and dished out an assist in 4 minutes vs. North Carolina A&T (11/26) ... Rated one of the top 50 players in D.C., Maryland and Virginia by DMVelite.com.
PTS	REB	AST	STL	FG%	FT%										
1.5	--	0.5	--	50.0	--										
<b>1</b> <b>G</b>	 <b>MARTAVIOUS NEWBY</b> 6-3   210   So.   Memphis, Tenn.	<table border="1"><thead><tr><th>PTS</th><th>REB</th><th>AST</th><th>STL</th><th>FG%</th><th>FT%</th></tr></thead><tbody><tr><td>2.2</td><td>2.5</td><td>1.1</td><td>0.9</td><td>52.2</td><td>53.3</td></tr></tbody></table>	PTS	REB	AST	STL	FG%	FT%	2.2	2.5	1.1	0.9	52.2	53.3	<b>LAST GAME:</b> Played 14 minutes and posted 4 points, 3 boards, 2 steals and a blocked shot. <b>NOTES:</b> Started first 8 games of the season ... Posted 8 points, 5 rebounds and 4 assists with no TOs versus MVSU (11/22).
PTS	REB	AST	STL	FG%	FT%										
2.2	2.5	1.1	0.9	52.2	53.3										
<b>3</b> <b>G</b>	 <b>DERRICK MILLINGHAUS</b> 5-10   172   So.   Schenectady, N.Y.	<table border="1"><thead><tr><th>PTS</th><th>REB</th><th>AST</th><th>FG%</th><th>3FG%</th><th>FT%</th></tr></thead><tbody><tr><td>9.9</td><td>2.3</td><td>2.7</td><td>36.3</td><td>31.0</td><td>64.8</td></tr></tbody></table>	PTS	REB	AST	FG%	3FG%	FT%	9.9	2.3	2.7	36.3	31.0	64.8	<b>LAST GAME:</b> Pulled down 3 rebounds. <b>NOTES:</b> Scored team-high 16 points with 3 assists and 3 steals vs. Auburn (1/9) ... Posted 15 points, 3 assists with 5 boards vs. No. 13 Oregon (12/8) ... Recorded a career-high 21 points on 8 of 14 shooting 3 steals vs. MVSU (11/22).
PTS	REB	AST	FG%	3FG%	FT%										
9.9	2.3	2.7	36.3	31.0	64.8										
<b>4</b> <b>C</b>	 <b>DEMARCO COX</b> 6-8   276   Jr.   Yazoo City, Miss.	<table border="1"><thead><tr><th>PTS</th><th>REB</th><th>STL</th><th>BLK</th><th>FG%</th><th>FT%</th></tr></thead><tbody><tr><td>6.2</td><td>5.5</td><td>0.8</td><td>1.3</td><td>55.7</td><td>53.8</td></tr></tbody></table>	PTS	REB	STL	BLK	FG%	FT%	6.2	5.5	0.8	1.3	55.7	53.8	<b>LAST GAME:</b> Posted 3 rebounds, 3 steals and 2 blocked shots. <b>NOTES:</b> Has 2 double-doubles this season and 3 in his career ... Ranks 9th in SEC in blocked shots (1.3/game) ... Posted 2nd double-double of year with 15 points and career-high 13 boards vs. Georgia Tech (11/29).
PTS	REB	STL	BLK	FG%	FT%										
6.2	5.5	0.8	1.3	55.7	53.8										
<b>10</b> <b>G</b>	 <b>LADARIUS WHITE</b> 6-6   211   Jr.   McComb, Miss.	<table border="1"><thead><tr><th>PTS</th><th>REB</th><th>AST</th><th>FG%</th><th>3FG%</th><th>FT%</th></tr></thead><tbody><tr><td>7.4</td><td>3.2</td><td>2.4</td><td>37.2</td><td>25.0</td><td>68.9</td></tr></tbody></table>	PTS	REB	AST	FG%	3FG%	FT%	7.4	3.2	2.4	37.2	25.0	68.9	<b>LAST GAME:</b> Scored 3 points and grabbed 2 boards. <b>NOTES:</b> Posted 7 points and pulled down 7 boards vs. LSU (1/15) ... Scored 16 points with 3 assists and 3 steals at MSU (1/11) ... Scored 10 points with 3 rebounds and 2 assists vs. Auburn (1/9).
PTS	REB	AST	FG%	3FG%	FT%										
7.4	3.2	2.4	37.2	25.0	68.9										
<b>11</b> <b>F</b>	 <b>SEBASTIAN SAIZ</b> 6-9   233   Fr.   Madrid, Spain	<table border="1"><thead><tr><th>PTS</th><th>REB</th><th>AST</th><th>BLK</th><th>FG%</th><th>FT%</th></tr></thead><tbody><tr><td>5.2</td><td>6.2</td><td>0.5</td><td>1.1</td><td>50.7</td><td>60.0</td></tr></tbody></table>	PTS	REB	AST	BLK	FG%	FT%	5.2	6.2	0.5	1.1	50.7	60.0	<b>LAST GAME:</b> <b>NOTES:</b> Averaging 7.3 rpg over last 7 games ... Ranks 5th among freshmen in SEC in rebounding ... Scored career-high 20 points on 8 of 11 shooting and 9 board vs. LSU (1/15) ... Tied career-high with 11 rebounds vs. Dayton (1/4).
PTS	REB	AST	BLK	FG%	FT%										
5.2	6.2	0.5	1.1	50.7	60.0										
<b>13</b> <b>F</b>	 <b>ANTHONY PEREZ</b> 6-9   213   So.   Cumana, Venezuela	<table border="1"><thead><tr><th>PTS</th><th>REB</th><th>BLK</th><th>FG%</th><th>3FG%</th><th>FT%</th></tr></thead><tbody><tr><td>5.6</td><td>2.6</td><td>0.6</td><td>36.9</td><td>35.3</td><td>69.8</td></tr></tbody></table>	PTS	REB	BLK	FG%	3FG%	FT%	5.6	2.6	0.6	36.9	35.3	69.8	<b>LAST GAME:</b> Scored a career-high 22 points and posted 4 boards and 3 steals. <b>NOTES:</b> Scored 14 points on 4 of 6 shooting with 2 blocks against MVSU (11/22)... Scored 10 points and posted 5 boards with 3 blocks vs. Coastal.
PTS	REB	BLK	FG%	3FG%	FT%										
5.6	2.6	0.6	36.9	35.3	69.8										
<b>22</b> <b>G</b>	 <b>MARSHALL HENDERSON</b> 6-2   177   Sr.   Hurst, Texas	<table border="1"><thead><tr><th>PTS</th><th>REB</th><th>STL</th><th>FG%</th><th>3FG%</th><th>FT%</th></tr></thead><tbody><tr><td>19.2</td><td>1.8</td><td>1.3</td><td>36.1</td><td>38.3</td><td>79.2</td></tr></tbody></table>	PTS	REB	STL	FG%	3FG%	FT%	19.2	1.8	1.3	36.1	38.3	79.2	<b>LAST GAME:</b> Scored 19 points including 16 in the second half. <b>NOTES:</b> Has made a 3-pointer in a school record 50-straight games ... Ranks 2nd in NCAA with 4.43 3-pointer/game ... Set SEC record with 138 made 3-pointers and NCAA record with 394 3-pointer attempts a year ago.
PTS	REB	STL	FG%	3FG%	FT%										
19.2	1.8	1.3	36.1	38.3	79.2										
<b>23</b> <b>C</b>	 <b>DWIGHT COLEBY</b> 6-9   236   Fr.   Nassau, Bahamas	<table border="1"><thead><tr><th>PTS</th><th>REB</th><th>AST</th><th>BLK</th><th>FG%</th><th>FT%</th></tr></thead><tbody><tr><td>1.4</td><td>0.8</td><td>0.2</td><td>0.8</td><td>35.7</td><td>58.3</td></tr></tbody></table>	PTS	REB	AST	BLK	FG%	FT%	1.4	0.8	0.2	0.8	35.7	58.3	<b>LAST GAME:</b> Scored 2 points and pulled down a rebound. <b>NOTES:</b> Posted 5 points and 2 blocks vs. North Carolina A&T (11/26) ... Averaged 20 points, 15 rebounds, 3 assists and 5 blocks his senior season at Piney Woods High School ... Ranked the No. 2 overall player in Mississippi by ESPN.
PTS	REB	AST	BLK	FG%	FT%										
1.4	0.8	0.2	0.8	35.7	58.3										
<b>24</b> <b>F</b>	 <b>JANARI JOESAAR</b> 6-6   208   Fr.   Tartu, Estonia	<table border="1"><thead><tr><th>PTS</th><th>REB</th><th>STL</th><th>FG%</th><th>3FG%</th><th>FT%</th></tr></thead><tbody><tr><td>2.4</td><td>1.4</td><td>0.4</td><td>71.4</td><td>66.7</td><td>--</td></tr></tbody></table>	PTS	REB	STL	FG%	3FG%	FT%	2.4	1.4	0.4	71.4	66.7	--	<b>LAST GAME:</b> DNP <b>NOTES:</b> Scored 5 points and grabbed 3 boards in 9 minutes vs. Auburn (1/9) ... Scored 5 points and hit first career 3-pointer vs. North Carolina A&T (11/26).
PTS	REB	STL	FG%	3FG%	FT%										
2.4	1.4	0.4	71.4	66.7	--										
<b>32</b> <b>G</b>	 <b>JARVIS SUMMERS</b> 6-3   186   Jr.   Jackson, Miss.	<table border="1"><thead><tr><th>PTS</th><th>REB</th><th>AST</th><th>FG%</th><th>3FG%</th><th>FT%</th></tr></thead><tbody><tr><td>18.1</td><td>2.7</td><td>3.6</td><td>51.6</td><td>53.4</td><td>78.5</td></tr></tbody></table>	PTS	REB	AST	FG%	3FG%	FT%	18.1	2.7	3.6	51.6	53.4	78.5	<b>LAST GAME:</b> Scored 19 points with 6 assists. <b>NOTES:</b> Has improved scoring, FG% and 3FG% over last season's numbers ... Has posted 7 20+ points games this season ... Averaging 21.4 points per game over last six contests ... Scored career-high 29 points vs. Dayton (1/4).
PTS	REB	AST	FG%	3FG%	FT%										
18.1	2.7	3.6	51.6	53.4	78.5										
<b>34</b> <b>F</b>	 <b>AARON JONES</b> 6-9   220   Jr.   Gautier, Miss.	<table border="1"><thead><tr><th>PTS</th><th>REB</th><th>AST</th><th>BLK</th><th>FG%</th><th>FT%</th></tr></thead><tbody><tr><td>6.9</td><td>7.0</td><td>0.4</td><td>2.6</td><td>47.1</td><td>66.7</td></tr></tbody></table>	PTS	REB	AST	BLK	FG%	FT%	6.9	7.0	0.4	2.6	47.1	66.7	<b>LAST GAME:</b> Posted 4 points, 4 blocked shots and 2 boards. <b>NOTES:</b> Ranks 3rd in the SEC and 32nd in nation with 2.6 blocks/game ... Posted 2nd career double-double with 13 points, 13 points vs. LSU (1/15) ... Posted 12 points, 7 boards, 5 blocked shots and 5 steals vs. Auburn (1/9).
PTS	REB	AST	BLK	FG%	FT%										
6.9	7.0	0.4	2.6	47.1	66.7										

## OLE MISS HEAD COCH ANDY KENNEDY

### CAREER RECORD AS A HEAD COACH:

185-105 (.638 winning pct. / 9 Seasons)

### RECORD AS OLE MISS' HEAD COACH:

164-92 (.641 winning pct. / 8 Seasons)

### COACHING HONORS

2013 SEC Coach of the Year (NBCSports.com)

2009 Clair Bee National Coach of the Year Finalist

2007 SEC Coach of the Year (Associated Press)

2006 BIG EAST Coach of the Year (CBS Sportsline, New York Post)

2004 One of nation's "Top 10 Assistant Coaches" (Athlon)

2004 One of nation's "Top 20 Recruiters" (Rivals.com)



### COACHING CAREER

Season	School	Position	Record/Postseason
1994-95	So. Alabama	Assistant Coach	8-15
1996-97	UAB	Assistant Coach	18-14/NIT
1997-98	UAB	Assistant Coach	21-12/NIT
1998-99	UAB	Assistant Coach	20-12/NCAA
1999-00	UAB	Assistant Coach	14-14
2000-01	UAB	Assistant Coach	17-14
2001-02	Cincinnati	Asst. Coach/Recruiting Coordinator	31-4/NCAA
2002-03	Cincinnati	Asst. Coach/Recruiting Coordinator	17-12/NCAA
2003-04	Cincinnati	Asst. Coach/Recruiting Coordinator	25-7/NCAA
2004-05	Cincinnati	Assoc. Head Coach/Recruiting Coord.	25-8/NCAA
2005-06	Cincinnati	Interim Head Coach	21-13/NIT Quarters
2006-07	Ole Miss	Head Coach	21-13/NIT 2nd Rd
2007-08	Ole Miss	Head Coach	24-11/NIT Semi
2008-09	Ole Miss	Head Coach	16-15
2009-10	Ole Miss	Head Coach	24-11/NIT Semi
2010-11	Ole Miss	Head Coach	20-14/NIT 1st Rd
2011-12	Ole Miss	Head Coach	20-14/NIT 1st Rd
2012-13	Ole Miss	Head Coach	27-9/NCAA 3rd Rd
2013-14	Ole Miss	Head Coach	12-5

### PLAYING CAREER

1982-84 Two-time All-State selection at Winston Academy (Louisville, Miss.)  
1983 State Champions

1984-86 Two-time All-State selection at Louisville HS  
1986 Parade All-American, Mississippi Player of the Year

1986-87 Freshman at North Carolina State, coached by Jim Valvano  
1987 ACC Tournament Champions

1988-91 Three-year letterman at UAB, coached by Gene Bartow  
1991 Honorable Mention All-America Selection (Basketball Times)  
Two-time All-Sun Belt Conference (1990,1991)  
School's 2nd all-time leading scorer (1,787 points)  
Still holds more than 15 school records, including season average of 21.8 ppg

1990 Sun Belt Conference Champions, NCAA Tournament  
1989 NIT Final Four

1991-94 Played professionally in the NBA (Charlotte) and in Greece, Spain, Holland and Puerto Rico

**EDUCATION:** Bachelor of Arts in History, UAB 1991

## KENNEDY MAKING HIS MARK AT OLE MISS

- The all-time winningest coach in Ole Miss history
- Two-time SEC Coach of the Year (2007, 2013)
- 2013 SEC Tournament Title
- 2013 NCAA Third Round
- Two SEC Western Division Titles (2007, 2010)
- Two NIT Final Four appearances (2008, 2010)
- Six postseason berths (2007, 2008, 2010, 2011, 2012, 2013)
- Tied the school record with 27 wins in 2013.
- Six 20+ win seasons (2007 - 21, 2008 - 24, 2010 - 24, 2011 - 20, 2012 - 20, 2013-27)
- Ole Miss was the only team in the SEC recognized by the NCAA in 2011-12 season for being in the top-10 percent of teams in the men's basketball Academic Progress Rate.
- More postseason wins (8) than any coach in program history.
- Reached 100 wins faster than any coach in school history (158 games).
- First coach to lead Ole Miss to seven-straight winning seasons.
- Led Rebels to six 20-plus win season in first seven after and program recorded seven such seasons in first 95 years. Also, first coach to lead Ole Miss to four consecutive 20-win seasons.
- The Rebels have been nationally ranked a total of 18 weeks during Kennedy's tenure, rising as high as 14th.
- Has coached the school's all-time leading rebounder, shot blocker and 3-point FG shooter.
- Boasts the fourth-most wins in SEC history by a coach in his first seven years in the league with 152. The others: Rick Pitino, Kentucky (184), Wimp Sanderson, Alabama (155), Joe B. Hall, Kentucky (154).
- Fifth coach in SEC history to guide his teams to 20+ wins in six of his first seven seasons. The others: Joe. B. Hall (Kentucky), Don DeVoe (Tennessee), Rick Pitino (Kentucky) and Tubby Smith (Kentucky).
- Fourth coach in SEC history with 45 or more wins in his first two seasons at a league school. The others: Tubby Smith (63 at Kentucky, 45 at Georgia), Eddie Sutton (50 at Kentucky) and Bruce Pearl (46 at Tennessee).
- Ole Miss season and single-game attendance records have been shattered.
- Ole Miss led the SEC in scoring (77.2) for the first time in school history.
- Ole Miss team statistical records in nearly every offensive category and some defensive categories have been established, as well as many individual records.
- Ole Miss is third in the SEC behind Florida and Kentucky for the most All-SEC guards in the last six years (5).
- In 2007-08, Ole Miss set school records for longest winning streak and most wins to start a season.
- In 2006-07, Ole Miss won the most games (21) by a first-year Rebel head coach and received SEC Coach of the Year honors.



## QUICK FACTS

<b>Name</b> .....Ole Miss (The University of Mississippi)
<b>Nickname</b> .....Rebels
<b>Location</b> .....Oxford, Mississippi
<b>Founded</b> .....November 6, 1848
<b>Enrollment</b> .....22,286
<b>School Colors</b> ..... Cardinal Red and Navy Blue
<b>Mascot</b> .....Rebel
<b>Chancellor</b> .....Dr. Daniel W. Jones
<b>Athletics Director</b> ..... Ross Bjork
<b>Conference</b> .....Southeastern (SEC)
<b>Head Basketball Coach</b> .....Andy Kennedy
<b>Home Arena</b> ..... C.M. "Tad" Smith Coliseum
<b>Capacity</b> .....8,867
<b>2012-13 Record</b> .....27-9
<b>SEC Record/Finish</b> .....12-6/t-2nd SEC
<b>Postseason</b> ..... NCAA Third Round
<b>Lettermen Returning/Lost</b> .....11/3
<b>Starters Returning/Lost</b> .....2/3
<b>Newcomers</b> .....4

## MEDIA SERVICES

### CREDENTIALS

Please contact the Athletics Media Relations Office for game credentials. Requests for credentials should be emailed to [desnowde@olemiss.edu](mailto:desnowde@olemiss.edu) and will be limited to working members of the media. Credentials will be held at the will-call table located at the media entrance on the East side of Tad Smith Coliseum.

Space problems on press row do occur because of lack of seating. As a result, priority will be given to media representatives that cover Ole Miss basketball on a regular basis. Credentials are non-transferable. Unauthorized use is strictly prohibited.

### INTERVIEW POLICY

All interview requests — coaches and players — **MUST** be coordinated through the Athletics Media Relations office. During the week, head coach Andy Kennedy and Rebel players will generally be available for interview at the BPF before practice on Mondays, unless arranged otherwise. Please email or text your player requests to Daniel Snowden by 5 p.m. of the day prior to interviews. There will be no gameday player interviews until after the game.

### PRACTICE POLICY

Ole Miss basketball practices and walk-throughs are closed to the public and the media.

### WEEKLY TELECONFERENCE

The Southeastern Conference conducts a weekly Monday morning teleconference with all 14 men's basketball head coaches beginning in January and running through the end of the season. Coach Kennedy is on the teleconference at 11:10 a.m.

### POSTGAME INTERVIEWS

Both team locker rooms are **CLOSED** to the media following the game, by facility policy. Coach Kennedy will address the media approximately 10 minutes after the game. Selected players will be brought into the interview room following the head coaches. Visiting coach and player interviews will be coordinated through the visiting team's media relations contact.

## OLE MISS SURVIVES IN COLUMBIA

Sophomore F **Anthony Perez** scored a **career-high 22 points**, including a go-ahead 3-pointer with 2:02 remaining as Ole Miss erased a 12-point deficit and held on to defeat South Carolina 75-74. Senior G **Marshall Henderson** had **16 of his 19 points in the second half for the Rebels, who won in Columbia for the first time since 2001.**

## REBELS BLOW PAST LSU IN OVERTIME

Senior G **Marshall Henderson** scored 25 points, including 19 after halftime, and **dished out a career-high 7 assists** as Ole Miss blew past LSU 88-74 in overtime. Freshman F **Sebastian Saiz** added a **career-high 20 points on 8-of-11 shooting**, and pulled down 9 boards, while junior F **Aaron Jones** scored 13 points and **tied a career high with 13 rebounds**. Junior G **Jarvis Summers** posted his fifth 20-plus point scoring effort in six games with 20 points.

## BLOCK PARTY

Ole Miss leads the SEC, and ranks third in the nation, averaging 7.1 blocked shots per game. **Junior F Aaron Jones** is ranks **third in the league and 32nd in the nation averaging 2.6 blocked shots per game**, while junior C **Demarco Cox** is tied for 9th in the conference averaging 1.3 blocked shots a game.

## SLIZZING SUMMERS

Junior G **Jarvis Summers** is one of the most improved players in the league this season **upping his scoring 9.0 points per game (18.1 from 9.1), field goal percentage 11.2 percent (51.6% from 40.4%) and his 3-point field goal percentage 19.6 percent (53.4% from 34.0%) over last year's totals**. Summers has led the Rebels in scoring a team-high eight times including a career-best 29 points in Ole Miss'

## COMPARING THE TEAMS

Statistic	Ole Miss	Vandy
Scoring Offense	78.6	69.4
Scoring Defense	71.9	68.2
Scoring Margin	+6.8	+1.2
Field Goal Pct.	.432	.455
Opp. Field Goal Pct.	.403	.413
3-Point Pct.	.377	.342
Opp. 3-Point Pct.	.337	.281
Free Throw Pct.	.691	.655
Rebounds Per Game	38.2	35.8
Opp. Rebounds Per Game	40.5	36.1
Rebound Margin	-2.3	-0.2
Assists Per Game	13.6	13.9
Turnovers Per Game	12.4	14.0
Opp. Turnovers Per Game	14.9	11.0
Turnover Margin	+2.5	-3.0
Steals Per Game	8.0	4.9
Blocks Per Game	7.1	4.6

## OLE MISS REBEL ROSTER

No.	Name	Pos.	Ht.	Wt.	Yr.	Hometown (High School/Other School)
0	Jerron Martin	G	6-1	165	Fr.	Bowie, Md. (Princeton Day School)
1	Martavious Newby	G	6-3	210	So.	Memphis, Tenn. (Booker T. Washington HS)
3	Derrick Millinghaus	G	5-10	172	So.	Schenectady, N.Y. (Believe [N.C.] Prep)
4	Demarco Cox	C	6-8	276	Jr.	Yazoo City, Miss. (Yazoo City HS)
5	Cade Peeper	G	6-2	185	So.	Collierville, Tenn. (Collierville HS)
10	LaDarius White	G	6-6	211	Jr.	McComb, Miss. (McComb HS)
11	Sebastian Saiz	F	6-9	233	Fr.	Madrid, Spain (Sunrise Chirstian Academy)
13	Anthony Perez	F	6-9	213	So.	Cumana, Venezuela (Word of Life [Kan.]Traditional School)
21	Will Norman	G	6-5	213	Jr.	Lafayette, La. (St. Thomas More HS)
22	Marshall Henderson	G	6-2	177	Sr.	Hurst, Texas (L.D. Bell HS/Utah/Texas Tech/South Plains College)
23	Dwight Coleby	C	6-9	236	Fr.	Nassau, Bahamas (Piney Woods High School)
24	Janari Joesaar	F	6-6	208	Fr.	Tartu, Estonia (Sunrise Christian Academy)
25	Terry Brutus	F	6-6	237	So.	Spring Valley, N.Y. (Spring Valley HS/Massanutten Military Aca.[Va.]
32	Jarvis Summers	G	6-3	186	Jr.	Jackson, Miss. (Provine HS)
34	Aaron Jones	F	6-9	220	Jr.	Gautier, Miss. (Gautier HS)

**Head Coach:** Andy Kennedy (UAB '91 - Eighth Year at Ole Miss)

**Assistant Coaches:** Sergio Rouco, Al Pinkins, Bill Armstrong

**Coordinator of Operations:** Dayton Miller

### PRONUNCIATIONS

<b>JANARI JOESAAR</b>	juh-NArr-ee JOE-sar
<b>JERRON</b> Martin	juh-RON
Derrick <b>MILLINGHAUS</b>	MILL-ing-house
<b>MARTAVIOUS</b> Newby	mar-TAY-vee-us
Sebastian <b>SAIZ</b>	cy-EES

overtime loss to Dayton. He **has posted 7 20+ points games this season and is averaging 21.4 points per game over the last seven contests. Summers ranks eighth in the league in scoring (18.1 ppg), fifth in field goal percentage (.516) and third in assists (3.6/game).**

**SAIZ COMING ON STRONG**

Freshman F **Sebastian Saiz** scored a **career-high 20 points, on 8-of-11 shooting, and pulled down 9 boards** in the Rebels' overtime victory over LSU. **The Spain native ranks fifth among freshmen in the SEC pulling down 6.2 rebounds per game and is averaging 7.3 boards a game over his last seven games.** He has three double-digit rebound games this season including a career-high 11 boards vs. Dayton and Mercer.

**SEC OPENING WIN**

Junior F **Aaron Jones** posted 12 points, 7 boards, **a career-high 5 blocked shots and a career-high 5 steals** as Ole Miss edged Auburn 65-62 in the SEC opener. Sophomore G **Derrick Millinghaus** scored 16 points, Junior G **Jarvis Summers** added 14 and Ole Miss won its second-straight SEC opener.

**SCOUTING THE COMMODORES**

Vanderbilt is 9-7 on the season and 1-3 in the SEC after splitting games against Missouri (W, 78-75) and at LSU (L, 81-58) last week. The Commodores are down to seven scholarship players and nine overall on the roster after Josh Henderson was lost for the season with a left knee injury on Dec. 5 against Marshall and Eric McClellan was dismissed from the team. Senior Rod Odom leads the team with 14.3 points and 5.8 rebounds per game. The 'Dores lead the SEC in field goal percentage defense with a .281 but rank last in the league with a -3.0 turnover margin.

**OLE MISS-VANDERBILT SERIES**

Wednesday's matchup will be the 116th meeting between Ole Miss and Vanderbilt on the hardwood. The Commodores hold a 74-40 lead in the series, which began in 1925, and are 47-7 in games in Nashville. Last year's overtime win in Nashville snapped a six-game losing streak to the 'Dores in Nashville and was the first win in Memorial Gym since 2001. Vanderbilt had prevailed in five-straight before Ole Miss' pair of wins last, but has won 10 of the last 13 meetings overall. Rebel head coach Andy Kennedy is 4-6 against Vandy in his career. In addition to a 3-6 mark with Ole Miss, he picked up a 92-83 victory at Vanderbilt during the 2005-06 campaign, his lone season as Cincinnati mentor.

**HENDERSON SETS 3-POINT RECORDS**

**Senior G Marshall Henderson broke his own school record with 10 3-pointers vs. No. 13 Oregon en route to a career-high 39 points.** Henderson attempted a school-record 23 3-pointers in the game, which is just one shy of the SEC record held by Pat Bradley of Arkansas. **Henderson ranks second in the nation averaging 4.43 3-pointers made per game and has hit a 3-pointer in every game of his Ole Miss career. His 50-straight games with a 3-pointer ranks third in SEC history behind Pat Bradley (60 games) and John Jenkins (59).** He ranks second in the league in scoring at 19.2 ppg and eighth in 3-point FG percentage hitting 38.3% of his attempts.

**REBELS AMONG SEC CAREER LEADERS**

Three Rebels rank among the SEC's active career leaders as senior G **Marshall Henderson** ranks sixth among active players with 991 career points, while junior G **Jarvis Summers** is third among active players in assists (306) and seventh in points scored (970). Junior F **Aaron Jones** is fourth among active players with 97 career blocks.

**TURNOVERS THE KEY**

**Ole Miss is 10-3 this season when committing 15 or fewer turnovers and just 2-2 when turning the ball over more than 15 times.**

**KENNEDY'S FIRST SEVEN YEARS RANK AMONG ALL-TIME SEC GREATS**

Head coach **Andy Kennedy** moved passed Billy Donovan and Rick Stansbury last season for the fourth-most wins by a head coach in their first seven years in the league at one school. See the list below:

**BY THE NUMBERS**

**The Rebels' record is...**

- Overall . . . . . 12-5
- SEC Games . . . . . 3-1
- Streak . . . . . W2
- Home Overall (SEC) . . . . . 7-3 (0-0)
- Road Overall (SEC) . . . . . 3-2 (0-0)
- Neutral Games (SEC) . . . . . 2-0 (0-0)
- Day Games . . . . . 5-3
- Night Games (6 p.m. or later) . . . . . 7-2
- November Games . . . . . 6-0
- December Games . . . . . 3-3
- January Games . . . . . 3-2
- February Games . . . . . 0-0
- March Games . . . . . 0-0
- Monday Games . . . . . 1-0
- Tuesday Games . . . . . 1-0
- Wednesday Games . . . . . 2-0
- Thursday Games . . . . . 1-1
- Friday Games . . . . . 3-0
- Saturday Games . . . . . 4-2
- Sunday Games . . . . . 0-2
- Overtime Games . . . . . 1-2
- Television Games . . . . . 7-5
- vs. Ranked Opponents . . . . . 0-1

**Rebels' Record When...**

- Leading at the half . . . . . 10-2
- Tied at the half . . . . . 0-0
- Behind at the half . . . . . 2-3
- Scores 90 points or more . . . . . 1-1
- Scores 80-89 points . . . . . 2-1
- Scores 70-79 points . . . . . 7-2
- Scores less than 70 points . . . . . 2-1
- Out-rebounds opponent . . . . . 4-2
- Out-rebounded by opponent . . . . . 8-3
- Ties opponents in rebounds . . . . . 0-0
- Shoots 50 percent or better . . . . . 2-0
- Shoots between 40-49 percent . . . . . 9-3
- Shoots under 40 percent . . . . . 1-2
- Shoots 30 percent or better from 3-pt. . . . . 10-2
- Shoots under 30 percent from 3-pt. . . . . 2-3
- Shoots 70 percent or better from FT line . . . . . 5-3
- Shoots 60-69 percent from FT line . . . . . 4-2
- Shoots under 60 percent from FT line . . . . . 3-0
- Opp. shoots 50 percent or better . . . . . 0-1
- Opp. shoots 40-49 percent . . . . . 4-2
- Opp. shoots under 40 percent . . . . . 8-2
- Opp. shoots 30 percent or better from 3-pt. . . . . 7-3
- Opp. shoots under 30 percent from 3-pt. . . . . 5-2
- Commits 15 turnovers or more . . . . . 2-2
- Commits less than 15 turnovers . . . . . 10-3
- Forces 15 turnovers or more . . . . . 8-3
- Forces less than 15 turnovers . . . . . 4-2
- Has less (or same) turnovers than opp. . . . . 11-4
- Has more turnovers than opponent . . . . . 1-1

OLE MISS IN SEC/NCAA STATS

	SEC	NCAA	Category
Ole Miss	3	39	Scoring Offense (78.6)
Ole Miss	8	89	Scoring Margin (+6.8)
Ole Miss	5	58	FT Pct. (.691)
Ole Miss	8	--	FG Pct. Defense (.403)
Ole Miss	1	62	3FG Percentage (.377)
Ole Miss	9	--	3FG Pct. Defense (.337)
Ole Miss	1	58	3FG Made (8.2)
Ole Miss	5	--	Rebounding Offense (38.1)
Ole Miss	1	3	Blocked Shots (7.1)
Ole Miss	4	--	Assists (13.6)
Ole Miss	4	38	Steals (8.0)
Ole Miss	T4	--	Turnovers (12.4)
Ole Miss	T2	45	Turnover Margin (+2.6)
Ole Miss	6	--	Off. Rebounds (12.7)
Ole Miss	7	--	Def. Rebounds (25.4)
M. Henderson	2	40	Scoring (19.2)
J. Summers	8	82	Scoring (18.1)
A. Jones	10	--	Rebounding (7.0)
S. Saiz	T14	--	Rebounding (6.2)
J. Summers	5	84	FG Pct. (.516)
J. Summers	3	--	Assists (3.6)
M. Henderson	6	--	FT Pct. (.792)
J. Summers	T7	--	FT Pct. (.785)
M. Henderson	8	61	3FG Percentage (.383)
M. Henderson	1	2	3FG Made (4.4)
A. Jones	3	32	Blocks (2.6)
D. Cox	T9	--	Blocks (1.3)
A. Jones	4	--	Off. Rebounds (3.3)

SEC-ONLY STATS

	SEC	Category
Ole Miss	2	Scoring Offense (75.0)
Ole Miss	10	Scoring Defense (71.5)
Ole Miss	T5	Scoring Margin (+3.5)
Ole Miss	3	FT Pct. (.742)
Ole Miss	10	FG Pct. (.415)
Ole Miss	1	FG Pct. Defense (.377)
Ole Miss	3	3FG Pct. (.372)
Ole Miss	1	3FG Made (8.0)
Ole Miss	3	3FG Pct. Defense (.289)
Ole Miss	T5	Rebounding Offense (39.2)
Ole Miss	8	Rebounding Margin (-0.2)
Ole Miss	1	Blocks (6.5)
Ole Miss	T3	Assists (14.0)
Ole Miss	3	Steals (8.8)
Ole Miss	T5	Turnover Margin (+1.0)
Ole Miss	T6	Off. Rebounds (13.0)
Ole Miss	T2	Def. Rebounds (26.3)
J. Summers	4	Scoring (19.0)
A. Jones	T6	Rebounding (7.8)
S. Saiz	18	Rebounding (5.5)
J. Summers	2	Assists (5.0)
A. Jones	2	Blocks (3.0)
A. Jones	3	Off. Rebounds (4.0)
J. Summers	T7	Minutes (34.5)

1. Rick Pitino (Kentucky) - 184
2. Wimp Sanderson (Alabama) - 155
3. Joe B. Hall (Kentucky) - 154
4. **Andy Kennedy** (Ole Miss) - 152

**He also tied with Rick Stansbury for sixth among SEC coaches with 164 wins through his first eight years.** Next up, is Billy Donovan and Wimp Sanderson with 169 victories.

HENDERSON APPROACHES 1,000 POINT-CLUB AT OLE MISS

Entering the Vanderbilt game, senior G **Marshall Henderson** has 991 career points. He needs just 9 points to become the 34th member of the 1,000-point club at Ole Miss. **Henderson would be just the fourth player in Rebel history to eclipse the 1,000-point mark in two seasons joining Denver Brackeen, Gerald Glass and Don Kessinger.**

DEFENDING HOME COURT

Winning at home has been a trademark of **Andy Kennedy's** squads since he took the reins in 2006-07. **Ole Miss is 107-22 (.829 win pct.) in games played at Tad Smith Coliseum during Kennedy's tenure**, including a 7-3 record this season. The Rebels had their 23 game non-conference home winning streak dating back to 2010 snapped earlier this season with the loss to No. 13 Oregon. Ole Miss has won 238 of its last 292 games (.815 win pct.) in Oxford dating back to the 1995-96 campaign. The Rebels have an all-time record of 471-201 (.701 win pct.) at Tad Smith Coliseum, which opened in 1965-66.

COMEBACK ROAD WIN

Junior G **Jarvis Summers** scored 24 points and senior G **Marshall Henderson** added 23 points as **Ole Miss erased a 14-point deficit to down Western Kentucky 79-74 on the road.** Henderson hit seven 3-pointers for the Rebels, while Summers was 7 of 11 from the floor, 2 of 2 from 3 and 8 of 10 from the line. Freshman F **Sebastian Saiz recorded 11 points and 7 rebounds for Ole Miss in his first career start.**

REBELS POST BIG WIN OVER MTSU

Junior G **Jarvis Summers** scored 25 points and Senior G **Marshall Henderson** added 15, as Ole Miss edged Middle Tennessee 72-63 Saturday afternoon. **The Rebels snapped a four-game losing streak to the Blue Raiders and defeated their first NCAA Tournament team from a year ago.**

TOURNEY CHAMPS

Ole Miss claimed the Barclays Center Classic championship with a 79-76 victory over Penn State. **It marked the second exempted tournament title for the Rebels, joining the 2007 San Juan Shootout, under head coach Andy Kennedy, who improved to 19-6 in exempted tournament at Ole Miss.** The Rebels hit 11 3-pointers in the game, led by senior G **Marshall Henderson** (4) and junior G **Jarvis Summers** (3). The duo also lead the team in scoring with 19 points each, and Summers added 5 assists and no turnovers for Ole Miss, who improved to 8-8 all-time versus the Big Ten.

NON-CONFERENCE SUCCESS

The Rebels boast an 96-28 record (.774 win pct.) against teams outside the SEC since **Andy Kennedy** took over in 2006-07, including **a 64-4 mark at home.** The Rebels posted a 9-4 marks versus non-conference competition this season including a 5-3 mark at home.

BIG SHOES TO FILL

Ole Miss must replace three full-time starters from last year's squad (Reginald Buckner — 36, Murphy Holloway — 35 and Nick Williams — 24) that started a combined 95 games last season and boasted 292 career starts. The Rebels must say goodbye to the school's all-time leading rebounder in Murphy Holloway (1,093 career boards) and all-time blocked shots leader in Reginald Buckner (326 career blocked shots).

REBELS TIE WINS MARK

**With 27 wins last year, the Rebels tied the 2000-01 squad for the most wins in school history.** That season, Ole Miss won 27 games and advanced to the NCAA Sweet Sixteen. Ole Miss also tied

the '97-98 squad with a school-record 12 league wins. The Rebels finished the regular season in a tie for second place in the SEC standings after being picked to finish seventh in the preseason media poll. **It is the highest finish for Ole Miss since finishing second overall in 1997-98.** Ole Miss also started SEC play 6-0 for the first time in school history.

### SEC CHAMPS

**Ole Miss claimed its first SEC Tournament Championship since 1981 last year** and just the second SEC Tourney title in school history with a come-from-behind victory over the Florida Gators. Junior G **Marshall Henderson** was named the SEC Tournament Most Valuable Player and was named to the All-Tournament team. He was joined on the All-Tournament squad by senior F **Reginald Buckner** and **Murphy Holloway**.

### OLE MISS ADVANCES TO NCAA ROUND OF 32

After winning the 2013 SEC Tournament Championship game, Ole Miss advanced to its seventh NCAA Tournament appearance in school history and the first since 2002. The Rebels have advanced to the NCAA Round of 32 for the first time since 2001 and for just the third time in school history.

### KENNEDY CLAIMS WIN MARK

With a win over Auburn on Feb. 23 last year, **Andy Kennedy** earned his 145th career as Ole Miss head coach and passed B.L. Graham was the school's all-time winningest head coach.

### KENNEDY NAMED SEC COACH OF THE YEAR

Ole Miss head coach **Andy Kennedy**, the winningest coach in school history, was named the SEC Coach of the Year by NBCSports.com after guiding the Rebels to a 27-8 record, a 12-6 league mark and the SEC Tournament Championship. Ole Miss, which finished tied for second in the regular season league standings, was predicted seventh in the preseason media poll and made the highest jump from preseason predictions by moving up five places in the final standings.

### REBELS WIN 20 ... AGAIN

The Rebels notched 20 wins for the sixth time in seven seasons under **Andy Kennedy**. Ole Miss had seven 20-win campaigns in the 96 seasons prior to Kennedy's arrival in Oxford. He is the fifth coach in SEC history to guide his teams to 20+ wins in six of his first seven seasons in the league. The others: Dan DeVoe (Tennessee), Joe. B. Hall (Kentucky), Rick Pitino (Kentucky), Tubby Smith (Georgia/Kentucky). Only Pitino and Smith won 20 games in seven of their first eight years. Kennedy is also the first coach in Ole Miss history to win 20 games in four straight seasons, and senior F **Reginald Buckner** became the first Rebel to win 20 games in each of his four seasons in Oxford.

### NEW ARENA ON THE HORIZON

**With \$95 million in pledges and cash, the Forward Together Capital Campaign entered its building phase in September** as Ole Miss works its way towards a new basketball arena. The building phase will focus on the Rebels' new basketball arena and a five-story parking garage with 800 spaces serving the entire campus community. **Construction on the new arena will begin in the spring of 2014 with the goal to open the arena no later than January 2016, which would be in time for conference action.**

### REBELS ADD FOUR IN FALL SIGNING PERIOD

Ole Miss added four players in the fall signing period as J.T. Escobar, Marcanvis Hymon, Stefan Moody and Rauno Nurger all signed national letters of intent to join the Rebels for the 2014-15 academic year. A native of Tallahassee, Fla., the 6-1 Escobar is a two-time Florida Coaches Athletic Association Class 3A All-State selection and averaged 18.4 points per game last season at The Maclay School. Hymon, a 6-7 forward out of Memphis, is rated the No. 132 overall prospect in the nation by Rivals.com and the No. 6 player in Tennessee by ESPN.com. An explosive guard originally from Kissimmee, Fla., Moody earned Sun Belt Conference Freshman of the Year honors at Florida Atlantic last season, posting averages of 15.7 points and 4.2 rebounds per game for the Owls before transferring to play for head coach Brian Hoberecht at Kilgore C.C. (Texas). A 6-10 center originally from Estonia, Nurger transferred to Sunrise Christian Academy in Bel Aire, Kan., for his senior season. Nurger averaged 10.2 points and 5.4 boards per game for the Estonian National Team at last summer's 2013 FIBA U-20 European Championships and finished third among all players with 1.8 blocks per game.

## CAREER RECORDS WATCH

### SCORING AVERAGE

1. 40.1 Johnny Neumann (23 games, 1971)
2. 26.1 Gerald Glass (60 games, 1989-90)
3. 24.8 Denver Brackeen (42 games, 1954-55)
4. 22.2 Don Kessinger (70 games, 1962-64)
5. 21.2 John Stroud (110 games, 1977-80)
6. **19.8 Marshall Henderson (50 games, 2012-)**

### 3-POINT FIELD GOALS MADE

1. 334 Chris Warren (115 games, 2008-11)
2. 278 Aaron Harper (123 games, 2001-04)
3. 249 Keith Carter (117 games, 1996-99)
4. 214 Joe Harvell (114 games, 1990-93)
5. **200 Marshall Henderson (50 games, 2012-)**

### 3-POINT FIELD GOALS ATTEMPTED

1. 900 Chris Warren (115 games, 2008-11)
2. 720 Aaron Harper (123 games, 2001-04)
3. 686 Keith Carter (117 games, 1996-99)
4. **556 Marshall Henderson (50 games, 2012-)**

### CONSECUTIVE GAMES WITH 3-POINT FG

1. **50 Marshall Henderson (2012-)**
2. 46 Chris Warren (2010-11)
3. 41 Aaron Harper (2001-03)

### FREE THROW PERCENTAGE (200 ATTEMPTS)

1. .877 David Rhodes, 179-204 (1971-73)
2. .860 Chris Warren, 419-487 (2008-11)
3. **.858 Marshall Henderson, 223-260 (2012-)**

### ASSISTS

1. 830 Sean Tuohy (117 games, 1979-82)
2. 456 Rod Barnes (103 games, 1985-88)
3. 452 Chris Warren (115 games, 2008-11)
4. 431 Todd Abernethy (122 games, 2004-07)
5. 427 Jason Harrison (132 games, 1999-2002)
6. 378 Henry Jackson (105 games, 1976-79)
7. 370 Michael White (117 games, 1996-99)
8. 362 Bob Mahoney (74 games, 1973-75)
9. 319 Eniel Polynice (102 games, 2007-10)
10. **306 Jarvis Summers (85 games, 2011-)**

### BLOCKED SHOTS

1. 326 Reginald Buckner (132 games, 2010-13)
2. 180 Sean Murphy (117 games, 1988-91)
3. 132 Rahim Lockhart (123 games, 1998-2001)
4. 114 Johnnie Rogers (54 games, 1996-1999)
5. 113 Terrance Henry (132 games, 2008-12)
6. 108 David Dean (50 games, 1992-94)
7. 99 Ansu Sesay (110 games, 1995-98)
8. **97 Aaron Jones (65 games, 2011-)**

## GAME LEADERS

<b>LED TEAM IN PTS:</b>	Anthony Perez ..... 3
Jarvis Summers ..... 8	Sebastian Saiz ..... 2
Marshall Henderson ..... 5	<b>DOUBLE-FIGURE REBS:</b>
Derrick Millinghaus ..... 4	Sebastian Saiz ..... 3
Anthony Perez ..... 1	Aaron Jones ..... 3
<b>LED TEAM IN REBS:</b>	Demarco Cox ..... 2
Aaron Jones ..... 8	<b>20-POINT GAMES:</b>
Sebastian Saiz ..... 6	Jarvis Summers ..... 7
Demarco Cox ..... 3	Marshall Henderson ..... 4
LaDarius White ..... 1	Derrick Millinghaus ..... 1
Anthony Perez ..... 1	Sebastian Saiz ..... 1
<b>LED TEAM IN ASSISTS:</b>	Anthony Perez ..... 1
Jarvis Summers ..... 9	<b>30-POINT GAMES:</b>
Ladarius White ..... 4	Marshall Henderson ..... 1
Derrick Millinghaus ..... 4	<b>DOUBLE-DOUBLES:</b>
Marshall Henderson ..... 3	Demarco Cox ..... 2
Martavious Newby ..... 1	Aaron Jones ..... 2
<b>DOUBLE-FIGURE PTS:</b>	
Jarvis Summers ..... 15	
Marshall Henderson ... 13	
Derrick Millinghaus ..... 9	
Aaron Jones ..... 7	
LaDarius White ..... 6	
Demarco Cox ..... 3	

## HONORS AND AWARDS

**Demarco Cox:**  
Barclays Center Classic Tournament MVP

**Marshall Henderson:**  
Naismith Award Watch List  
Preseason All-SEC 1st Team (Coaches; Media)  
SEC Player Of The Week (Jan. 20)

## GAME-BY-GAME STARTING LINEUPS

Opponent	Result	PG	G	G/F	F	F/C
Troy	W, 69-54	Millinghaus	Summers	Newby	Jones	Cox
at Coastal Carolina	W, 72-70	Millinghaus	Summers	Newby	Jones	Cox
Mississippi Valley State	W, 111-82	Millinghaus	Summers	Newby	Jones	Cox
North Carolina A&T	W, 84-50	Summers	White	Newby	Jones	Cox
Georgia Tech	W, 77-67	Millinghaus	Summers	Newby	Jones	Cox
Penn State	W, 79-76	Millinghaus	Summers	Newby	Jones	Cox
at Kansas State	L, 61-58	Millinghaus	Summers	Newby	Jones	Cox
Oregon	Lot, 115-105	Millinghaus	Summers	Newby	Jones	Cox
Middle Tennessee State	W, 72-63	Summers	Henderson	White	Jones	Cox
Louisiana-Monroe	W, 75-62	Summers	Henderson	White	Jones	Cox
Mercer	L, 79-76	Summers	Henderson	White	Perez	Cox
at Western Kentucky	W, 79-74	Summers	Henderson	White	Saiz	Cox
Dayton	Lot, 83-80	Summers	Henderson	White	Saiz	Cox
Auburn	W, 65-62	Millinghaus	Summers	White	Jones	Cox
at Mississippi State	L, 76-72	Millinghaus	Summers	White	Jones	Cox
LSU	Wot, 88-74	Summers	Henderson	White	Perez	Jones
at South Carolina	W, 75-74	Summers	Henderson	White	Saiz	Jones
at Vanderbilt						
Mississippi State						
at Tennessee						
South Carolina						
at Kentucky						
Missouri						
at Alabama						
at Georgia						
Kentucky						
Florida						
Alabama						
at Texas A&M						
at Arkansas						
Vanderbilt						
<b>Totals</b>		Millinghaus (9) Summers (8)	Summers (9) Henderson (7) White (1)	White (9) Newby (8)	Jones (12) Saiz (3) Perez (2)	Cox (15) Jones (2)

THE LAST TIME ...

AN OLE MISS TEAM...

Scored 100+ points at home ..... 105 vs. Oregon (Dec. 8, 2013)  
 Scored 100+ points on the road..... 104 at Mississippi State (4ot) (Jan. 24, 1990)  
 Scored 100+ points and lost ..... 105 vs. Oregon (Dec. 8, 2013)  
 Scored 110+ points .....111 vs. Mississippi Valley State (Nov. 22, 2013)  
 Scored 50 points or less ..... 50 vs. SMU (Jan. 3, 2012)  
 Scored 40 points or less ..... 40 at Kentucky (Feb. 22, 2006)  
 Scored 50 or less and won .....50-48 vs. SMU (Jan. 3, 2012)  
 Held opponent to 50 or less .....50 vs. NC A&T (Nov. 26, 2013)

Won an overtime game .....88-74 vs. LSU (Jan. 15, 2014)  
 Lost an overtime game .....83-80 vs. Dayton (Jan. 4, 2014)  
 Won a double overtime game..... 90-87 vs. Texas Tech (Mar. 23, 2010)  
 Lost a double overtime game .....69-67 at Alabama (Feb. 4, 2012)  
 Played a triple overtime game..... Never Happened  
 Played a four-overtime game..... at Mississippi State (Jan. 24, 1990)

Made 10+ three-point field goals ..... 10 vs. LSU (Jan. 15, 2014)  
 Allowed 10+ three-point field goals..... 11 vs. Dayton (Jan. 4, 2014)

Had 20+ rebound margin.....22 vs. Arkansas (Jan. 11, 2012)  
 Had 25+ rebound margin..... 25 vs. Florida A&M (Dec. 22, 2008)  
 Had 50+ rebounds .....52 vs. Kentucky (Jan. 29, 2013)  
 Had 60+ rebounds ..... 64 vs. Troy (Nov. 27, 2007)  
 Had two players with 10+ rebounds ..... vs. Mississippi Valley State (Nov. 22, 2013)  
 ..... Demarco Cox (12) and Sebastian Saiz (10)

Attempted 30+ free throws..... 37 at South Carolina (Jan. 18, 2014)  
 Attempted 40+ free throws.....40 at Coastal Carolina (Nov. 16, 2013)  
 Attempted 50+ free throws..... 52 at Arkansas (Jan. 9, 1999)  
 Made 25+ free throws ..... 28 at South Carolina (Jan. 18, 2014)  
 Made 30+ free throws .....30 vs. Mississippi Valley State (Nov. 22, 2013)  
 Made 35+ free throws ..... 38 at Tennessee (Jan. 9, 2013)  
 Shot 90% or better from FT line ..... 92.9%, 13-14, at Arkansas (Feb. 5, 2011)

Had 20+ assists .....22 vs. LSU (Jan. 15, 2014)  
 Had 25+ assists ..... 32 vs. Centenary (Dec. 19, 2009)  
 Had 30+ assists ..... 32 vs. Centenary (Dec. 19, 2009)

Had 25+ turnovers..... 26 vs. Southern Utah (Nov. 18, 2005)  
 Forced 25+ turnovers..... 26 vs. Lipscomb (Nov. 23, 2012)  
 Forced 30+ turnovers.....31 vs. Louisiana-Monroe (Nov. 24, 2007)

Had 15+ steals..... 20 vs. Lipscomb (Nov. 23, 2012)  
 Had 20+ steals..... 20 vs. Lipscomb (Nov. 23, 2012)

Blocked 5+ shots ..... 10 at South Carolina (Jan. 18, 2014)  
 Blocked 10+ shots ..... 10 at South Carolina (Jan. 18, 2014)

Beat a ranked team.....57-46 vs. #17/18 Wisconsin (March 22, 2013)  
 Beat a ranked team on the road ..... 67-57 at #23 LSU (Jan. 18, 2003)  
 Beat a ranked team on a neutral floor. 57-46 vs. #17/18 Wisconsin (March 22, 2013)

Kept every opposing player out of double figures ..... vs. UL-Monroe (Nov. 11, 2011)  
 Had all five starters score in double figures..... vs. Auburn (Feb. 4, 2009)  
 Had five players score in double figures ..... vs. Oregon (Dec. 8, 2013)  
 Had no players score in double figures ..... at LSU (Jan. 7, 2012)

Overcame a 5-point+ halftime deficit to win. .... 10 at South Carolina (Jan. 18, 2014)  
 Overcame a 10-point+ halftime deficit to win .... 10 at South Carolina (Jan. 18, 2014)

AN OLE MISS PLAYER...

Scored 20+ points .....22, Anthony Perez at South Carolina (Jan. 18, 2014)  
 Scored 30+ points ..... 39, Marshall Henderson vs. Oregon (Dec. 8, 2013)  
 Scored 40+ points ..... 53, Gerald Glass vs. LSU (Mar. 4, 1989)

Made 5+ 3-pointers ..... 6, Marshall Henderson vs. LSU (Jan. 15, 2014)  
 Made 10+ 3-pointers ..... 10, Marshall Henderson vs. Oregon (Dec. 8, 2013)  
 Attempted 10+ 3-pointers ..12, Marshall Henderson at South Carolina (Jan. 18, 2014)  
 Attempted 15+ 3-pointers ..... 23, Marshall Henderson vs. Oregon (Dec. 8, 2013)

Had a double-double ..... vs. LSU (Jan. 15, 2014)  
 ..... Aaron Jones 13 points, 13 boards  
 Had a double-double in 2 straight games .....Murphy Holloway (2/20/13, 2/23/13)  
 Had a double-double in 3 straight games ..... Murphy Holloway (12/19/12-12/23/12)  
 Had a double-double in 4 straight games ..... Dwayne Curtis (1/6/07-1/17/07)  
 Had a double-double in 7 straight games ..... Rahim Lockhart (11/19/99-12/4/99)  
 Had 10+ double-doubles in a season ..... 12, Murphy Holloway - 2012-13 season

Had 20+ points and 20+ rebounds ..... Walter Actwood, 22 pts/22 rebs  
 ..... vs. ISU-Evansville (Dec. 1, 1975)

Had 15+ rebounds.....19, Murphy Holloway at Mississippi State (March 2, 2013)  
 Had 20+ rebounds.....20, Murphy Holloway vs. Auburn (Feb. 24, 2010)  
 Had 10+ offensive rebounds.....10, Dwayne Curtis vs. Auburn (Feb. 25, 2006)  
 Had 10+ defensive rebounds .....11, Reginald Buckner at Tennessee (Jan. 9, 2013)

Had 10+ assists ..... 12, Jarvis Summers vs. Illinois State (Mar. 14, 2012)  
 Had 15+ assists ..... 15, Sean Tuohy vs. Auburn (Jan. 26, 1980)

Had 5+ blocks .....5, Aaron Jones vs. Auburn (Jan. 9, 2014)  
 Had 8+ blocks ..... 8, Reginald Buckner at Arkansas (Feb. 5, 2011)

Had 5+ steals.....5, Aaron Jones vs. Auburn (Jan. 9, 2014)  
 Had 8+ steals.....8, Gerald Glass vs. Christian Bros. (Nov. 25, 1988)

Made 10+ free throws ..... 10, Anthony Perez at South Carolina (Jan. 18, 2014)  
 Made 15+ free throws ..... 16, Ansu Sesay vs. Auburn (Jan. 31, 1998)  
 Attempted 10+ free throws..... 12, Anthony Perez and 13, Jarvis Summers  
 ..... at South Carolina (Jan. 18, 2014)  
 Attempted 15+ free throws..... 15, Chris Warren vs. UTEP (Dec. 16, 2009)  
 Attempted 20+ free throws..... 20, Ansu Sesay vs. Arkansas (Feb. 18, 1995)

Shot 100% from the floor (min. 5) .. Murphy Holloway, 7-7, and Reginald Buckner, 6-6,  
 ..... vs. McNeese State (Nov. 20, 2012)

Played 40+ minutes ..... 41, Marshall Henderson at Vanderbilt (Jan. 15, 2012)

Fouled out ..... Aaron Jones, Sebastian Saiz, Demarco Cox  
 ..... at South Carolina (Jan. 18, 2014)

GAME-BY-GAME STATS

OPPONENT	1H-2H-F	FG-FGA	PCT	3P-3PA	PCT	FT-FTA	PCT	OF-DF-TotRb	A	TO	BLK	ST
Troy	26-28-54	17-49	.347	4-17	.235	16-25	.640	10-28-38	9	15	1	3
OLE MISS	39-30-69	25-72	.347	6-28	.214	13-23	.565	26-27-53	11	12	5	8
OLE MISS	27-45-72	20-50	.440	8-19	.421	24-40	.600	6-35-41	10	15	9	9
Coastal Carolina	30-40-70	26-70	.371	5-27	.185	13-24	.542	14-34-48	10	12	4	7
Mississippi Valley State	32-50-82	30-69	.435	12-24	.500	10-15	.667	13-24-37	14	16	3	4
OLE MISS	54-57-111	36-71	.507	9-19	.474	30-38	.789	18-28-46	17	11	8	10
North Carolina A&T	33-17-50	12-47	.255	4-17	.235	22-29	.759	13-24-37	8	21	3	3
OLE MISS	47-37-84	29-57	.509	10-22	.455	16-24	.667	8-25-33	19	9	9	9
Georgia Tech	21-46-67	23-63	.365	7-20	.350	14-22	.636	15-27-42	14	12	2	7
OLE MISS	35-42-77	27-62	.435	8-21	.381	15-21	.714	12-28-40	12	10	10	6
Penn State	39-37-76	28-59	.475	9-22	.409	11-18	.611	9-28-37	15	9	6	5
OLE MISS	44-35-79	30-65	.462	11-24	.458	8-18	.444	12-26-38	16	7	9	5
OLE MISS	29-29-58	22-58	.379	3-18	.167	11-18	.611	13-25-38	7	13	9	7
Kansas State	31-30-61	19-52	.365	4-16	.250	19-34	.559	16-27-43	12	15	5	4
Oregon	37-52-26-115	38-65	.585	11-18	.611	28-35	.800	6-28-34	25	15	1	11
OLE MISS	38-51-16-105	31-70	.443	15-35	.429	28-38	.737	15-21-36	17	18	5	4
MTSU	30-33-63	24-60	.400	4-18	.222	11-21	.524	21-27-48	15	14	3	3
OLE MISS	37-35-72	23-51	.451	7-18	.389	19-29	.655	7-20-27	13	8	5	10
ULM	33-29-62	25-66	.379	7-17	.412	5-10	.500	20-25-45	15	17	3	8
OLE MISS	37-38-75	22-54	.407	10-25	.400	21-27	.778	9-24-33	15	12	7	13
Mercer	41-38-79	26-60	.433	6-20	.300	21-26	.808	15-24-39	12	13	3	4
OLE MISS	29-47-76	27-61	.443	7-24	.292	15-23	.652	15-20-35	14	13	9	4
OLE MISS	39-40-79	27-60	.450	9-16	.563	16-25	.640	9-25-34	11	11	4	9
WKU	36-38-74	22-55	.400	12-28	.429	18-25	.720	12-29-41	16	18	3	2
Dayton	28-45-10-83	31-65	.477	11-28	.393	10-20	.500	19-22-41	20	15	3	4
OLE MISS	31-42-7-80	24-54	.444	4-14	.286	28-36	.778	14-23-37	13	13	5	7
Auburn	28-34-62	22-56	.393	8-22	.364	10-15	.667	19-21-40	13	18	5	7
OLE MISS	31-34-65	23-53	.434	7-14	.500	12-21	.571	13-17-30	14	9	7	10
OLE MISS	36-36-72	26-69	.377	10-29	.345	10-12	.833	16-31-47	11	16	4	6
MSU	43-33-76	22-58	.379	4-21	.190	28-42	.667	10-27-37	17	9	6	11
LSU	32-37-5-74	24-65	.369	8-26	.308	18-30	.600	15-26-41	15	15	9	10
OLE MISS	35-34-19-88	28-65	.431	10-22	.455	22-27	.815	15-34-49	22	14	5	7
OLE MISS	27-48-75	21-49	.429	5-21	.238	28-37	.757	8-23-31	9	20	10	12
South Carolina	37-37-74	22-60	.367	6-21	.286	24-36	.667	18-22-40	15	21	5	9

UPDATED CAREER HIGHS

**#0**  
**JERRON MARTIN**

**POINTS**  
1 vs. NC A&T (11/26/13)

**REBOUNDS**  
None

**FIELD GOALS**  
1 vs. NC A&T (11/26/13)

**FREE THROWS**  
None

**THREE-POINTERS**  
1 vs. NC A&T (11/26/13)

**ASSISTS**  
1 vs. NC A&T (11/26/13)

**STEALS**  
None

**BLOCKS**  
None

**#1**  
**MARTAVIOUS NEWBY**

**POINTS**  
11 vs. Mississippi Valley State (11/9/12)

**REBOUNDS**  
8 vs. Mississippi Valley State (11/9/12)

**FIELD GOALS**  
4 vs. Mississippi Valley State (11/9/12)

**FREE THROWS**  
7 vs. Lipscomb (11/23/12)

**THREE-POINTERS**  
None

**ASSISTS**  
6 vs. ETSU (12/14/12)

**STEALS**  
6 vs. Lipscomb (11/23/12)

**BLOCKS**  
1, 7x, last at South Carolina (1/18/14)

**#3**  
**DERRICK MILLINGHAUS**

**POINTS**  
21 vs. Mississippi Valley State (11/22/13)

**REBOUNDS**  
7 at MSU (1/11/14)

**FIELD GOALS**  
8, vs. MVSU (11/22/13)

**FREE THROWS**  
9 vs. Arkansas-Little Rock (11/16/12)

**THREE-POINTERS**  
3, 4x, last vs. NC A&T (11/26/13)

**ASSISTS**  
6 vs. Mercer (12/22/13)

**STEALS**  
3, 5x, last vs. Auburn (1/9/14)

**BLOCKS**  
1 at Kansas State (12/5/13)

**#4**  
**DEMARCO COX**

**POINTS**  
15, 2x, last vs. Georgia Tech (11/29/13)

**REBOUNDS**  
13 vs. Georgia Tech (11/29/13)

**FIELD GOALS**  
6, 2x, last vs. Georgia Tech (11/29/13)

**FREE THROWS**  
3, 8x, last vs. Mercer (12/22/13)

**THREE-POINTERS**  
None

**ASSISTS**  
2 vs. Grambling (11/14/11)

**STEALS**  
3 at South Carolina (1/18/14)

**BLOCKS**  
3, 3x, last vs. ULM (12/18/13)

**#10**  
**LaDARIUS WHITE**

**POINTS**  
25 vs. Illinois State (3/14/12)

**REBOUNDS**  
9 vs. Florida (3/17/13)

**FIELD GOALS**  
10 vs. Illinois State (3/14/12)

**FREE THROWS**  
6 vs. Alabama (3/5/13)

**THREE-POINTERS**  
4, twice, last vs. Illinois State (3/14/12)

**ASSISTS**  
7 vs. ULM (12/18/13)

**STEALS**  
3, 4x, last at MSU (1/11/14)

**BLOCKS**  
2 vs. Mississippi Valley State (12/10/11)

**#11**  
**SEBASTIAN SAIZ**

**POINTS**  
20 vs. LSU (1/15/14)

**REBOUNDS**  
11, 2x, last vs. Dayton (1/4/14)

**FIELD GOALS**  
8 vs. LSU (1/15/14)

**FREE THROWS**  
4 vs. LSU (1/15/14)

**THREE-POINTERS**  
None

**ASSISTS**  
2, 2x, last vs. LSU (1/15/14)

**STEALS**  
4 vs. ULM (12/18/13)

**BLOCKS**  
2, 4x, last at South Carolina (1/18/14)

**#13**  
**ANTHONY PEREZ**

**POINTS**  
22 at South Carolina (1/18/14)

**REBOUNDS**  
6 at MSU (1/11/14)

**FIELD GOALS**  
5 at South Carolina (1/18/14)

**FREE THROWS**  
10 at South Carolina (1/18/14)

**THREE-POINTERS**  
2, 4x, last at South Carolina (1/18/14)

**ASSISTS**  
2, 3x, last vs. Troy (11/8/13)

**STEALS**  
3 at South Carolina (1/18/14)

**BLOCKS**  
3 at Coastal Carolina (11/16/13)

**#22**  
**MARSHALL HENDERSON**

**POINTS**  
39 vs. Oregon (12/8/13)

**REBOUNDS**  
7 vs. Lipscomb (11/23/12)

**FIELD GOALS**  
11 vs. Oregon (12/8/13)

**FREE THROWS**  
14 vs. Georgia (2/16/13)

**THREE-POINTERS**  
10 vs. Oregon (12/8/13)

**ASSISTS**  
7 vs. LSU (1/15/14)

**STEALS**  
5, 2x, last at LSU (3/9/13)

**BLOCKS**  
1, 2x, last vs. Mercer (12/22/13)

**#23**  
**DWIGHT COLEBY**

**POINTS**  
5 vs. NC A&T (11/26/13)

**REBOUNDS**  
2, 2x, last vs. Penn State (11/30/13)

**FIELD GOALS**  
2 vs. NC A&T (11/26/13)

**FREE THROWS**  
3 vs. Dayton (1/4/14)

**THREE-POINTERS**  
None

**ASSISTS**  
1, 2x, last vs. Auburn (1/9/14)

**STEALS**  
1 vs. NC A&T (11/26/13)

**BLOCKS**  
2, 2x, last at WKU (12/30/13)

**#24**  
**JANARI JOESAAR**

**POINTS**  
5, 2x, last vs. Auburn (1/9/14)

**REBOUNDS**  
3 vs. Auburn (1/9/14)

**FIELD GOALS**  
2, 2x, last vs. Auburn (1/9/14)

**FREE THROWS**  
None

**THREE-POINTERS**  
1, 2x, last vs. Auburn (1/9/14)

**ASSISTS**  
None

**STEALS**  
1, 2x, last vs. NC A&T (11/26/13)

**BLOCKS**  
None

**#32**  
**JARVIS SUMMERS**

**POINTS**  
29 vs. Dayton (1/4/14)

**REBOUNDS**  
5, 6x, last vs. Troy (11/8/13)

**FIELD GOALS**  
10, 2x, last vs. Troy (11/8/13)

**FREE THROWS**  
10, 3x, last vs. LSU (1/15/14)

**THREE-POINTERS**  
5 vs. Troy (11/8/13)

**ASSISTS**  
12 vs. Illinois State (3/14/12)

**STEALS**  
4 at Loyola Marymount (12/19/12)

**BLOCKS**  
2 at Kansas State (12/5/13)

**#34**  
**AARON JONES**

**POINTS**  
13 vs. LSU (1/15/14)

**REBOUNDS**  
13, 2x, last vs. LSU (1/15/14)

**FIELD GOALS**  
6 vs. LSU (1/15/14)

**FREE THROWS**  
3, 2x, last vs. NC A&T (11/26/13)

**THREE-POINTERS**  
1, 2x, last vs. LSU (1/15/14)

**ASSISTS**  
3 vs. McNeese State (11/20/12)

**STEALS**  
5 vs. Auburn (1/9/14)

**BLOCKS**  
5, 2x, last vs. Auburn (1/9/14)

UPDATED SEASON HIGHS

**#0**  
**JERRON MARTIN**

**POINTS**  
1 vs. NC A&T (11/26/13)

**REBOUNDS**  
None

**FIELD GOALS**  
1 vs. NC A&T (11/26/13)

**FREE THROWS**  
None

**THREE-POINTERS**  
1 vs. NC A&T (11/26/13)

**ASSISTS**  
1 vs. NC A&T (11/26/13)

**STEALS**  
None

**BLOCKS**  
None

**#1**  
**MARTAVIOUS NEWBY**

**POINTS**  
8 vs. vs. Mississippi Valley State (11/22/13)

**REBOUNDS**  
5, 2x, last vs. Miss. Valley State (11/22/13)

**FIELD GOALS**  
2, 2x, last vs. Penn State (11/30/13)

**FREE THROWS**  
4 vs. Mississippi Valley State (11/22/13)

**THREE-POINTERS**  
None

**ASSISTS**  
4 vs. Mississippi Valley State (11/22/13)

**STEALS**  
3 vs. Troy (11/8/13)

**BLOCKS**  
1, 5x, last at South Carolina (1/18/14)

**#3**  
**DERRICK MILLINGHAUS**

**POINTS**  
21 vs. Mississippi Valley State (11/22/13)

**REBOUNDS**  
7 at MSU (1/11/14)

**FIELD GOALS**  
8 vs. Mississippi Valley State (11/22/13)

**FREE THROWS**  
8 vs. Oregon (12/8/13)

**THREE-POINTERS**  
3, 2x, last at MSU (1/11/14)

**ASSISTS**  
6 vs. Mercer (12/22/13)

**STEALS**  
3, 2x, last vs. Auburn (1/9/14)

**BLOCKS**  
1 at Kansas State (12/5/13)

**#4**  
**DEMARCO COX**

**POINTS**  
15, 2x, last vs. Georgia Tech (11/29/13)

**REBOUNDS**  
13 vs. Georgia Tech (11/29/13)

**FIELD GOALS**  
6, 2x, last vs. Georgia Tech (11/29/13)

**FREE THROWS**  
3, 4x, last vs. Mercer (12/22/13)

**THREE-POINTERS**  
None

**ASSISTS**  
1, 6x, last vs. Dayton (1/4/14)

**STEALS**  
3 at South Carolina (1/18/14)

**BLOCKS**  
3, 2x, vs. ULM (12/18/13)

**#10**  
**LADARIUS WHITE**

**POINTS**  
13, 2x, last vs. ULM (12/18/13)

**REBOUNDS**  
7, 2x, last vs. LSU (1/15/14)

**FIELD GOALS**  
5 vs. MVSU (11/22/13)

**FREE THROWS**  
5 vs. ULM (12/18/13)

**THREE-POINTERS**  
3 at MSU (1/11/14)

**ASSISTS**  
7 vs. ULM (12/18/13)

**STEALS**  
3, 2x, last at MSU (1/11/14)

**BLOCKS**  
1, 2x, last at South Carolina (1/18/14)

**#11**  
**SEBASTIAN SAIZ**

**POINTS**  
20 vs. LSU (1/15/14)

**REBOUNDS**  
11, 2x, last vs. Dayton (1/4/14)

**FIELD GOALS**  
8 vs. LSU (1/15/14)

**FREE THROWS**  
4 vs. LSU (1/15/14)

**THREE-POINTERS**  
None

**ASSISTS**  
2, 2x, last vs. LSU (1/15/14)

**STEALS**  
4 vs. ULM (12/18/13)

**BLOCKS**  
2, 4x, last at South Carolina (1/18/14)

**#13**  
**ANTHONY PEREZ**

**POINTS**  
22 at South Carolina (1/18/14)

**REBOUNDS**  
6 at MSU (1/11/14)

**FIELD GOALS**  
5 at South Carolina (1/18/14)

**FREE THROWS**  
10 at South Carolina (1/18/14)

**THREE-POINTERS**  
2, 3x, last at South Carolina (1/18/14)

**ASSISTS**  
2 vs. Troy (11/8/13)

**STEALS**  
3 at South Carolina (1/18/14)

**BLOCKS**  
3 at Coastal Carolina (11/16/13)

**#22**  
**MARSHALL HENDERSON**

**POINTS**  
39 vs. Oregon (12/8/13)

**REBOUNDS**  
4 at Coastal Carolina (11/16/13)

**FIELD GOALS**  
11 vs. Oregon (12/8/13)

**FREE THROWS**  
8 vs. ULM (12/18/13)

**THREE-POINTERS**  
10 vs. Oregon (12/8/13)

**ASSISTS**  
7 vs. LSU (1/15/14)

**STEALS**  
4 at Coastal Carolina (11/16/13)

**BLOCKS**  
1 vs. Mercer (12/22/13)

**#23**  
**DWIGHT COLEBY**

**POINTS**  
5 vs. NC A&T (11/26/13)

**REBOUNDS**  
2, 2x, last vs. Penn State (11/30/13)

**FIELD GOALS**  
2 vs. NC A&T (11/26/13)

**FREE THROWS**  
3 vs. Dayton (1/4/14)

**THREE-POINTERS**  
None

**ASSISTS**  
1, 2x, last vs. Auburn (1/9/14)

**STEALS**  
1 vs. NC A&T (11/26/13)

**BLOCKS**  
2, 2x, last at WKU (12/30/13)

**#24**  
**JANARI JOESAAR**

**POINTS**  
5, 2x, last vs. Auburn (1/9/14)

**REBOUNDS**  
3 vs. Auburn (1/9/14)

**FIELD GOALS**  
2, 2x, last vs. Auburn (1/9/14)

**FREE THROWS**  
None

**THREE-POINTERS**  
1, 2x, last vs. Auburn (1/9/14)

**ASSISTS**  
None

**STEALS**  
1, 2x, last vs. NC A&T (11/26/13)

**BLOCKS**  
None

**#32**  
**JARVIS SUMMERS**

**POINTS**  
29 vs. Dayton (1/4/14)

**REBOUNDS**  
5 vs. Troy (11/8/13)

**FIELD GOALS**  
10 vs. Troy (11/8/13)

**FREE THROWS**  
10, 2x, last vs. LSU (1/15/14)

**THREE-POINTERS**  
5 vs. Troy (11/8/13)

**ASSISTS**  
8 vs. LSU (1/15/14)

**STEALS**  
3 vs. LSU (1/15/14)

**BLOCKS**  
2 at Kansas State (12/5/13)

**#34**  
**AARON JONES**

**POINTS**  
13 vs. LSU (1/15/14)

**REBOUNDS**  
13, 2x, last vs. LSU (1/15/14)

**FIELD GOALS**  
6 vs. LSU (1/15/14)

**FREE THROWS**  
3, 2x, last vs. NC A&T (11/26/13)

**THREE-POINTERS**  
1 vs. LSU (1/15/14)

**ASSISTS**  
2 vs. Auburn (1/9/14)

**STEALS**  
5 vs. Auburn (1/9/14)

**BLOCKS**  
5 vs. Auburn (1/9/14)

LAST GAME

Game 17 | Jan. 18, 2014  
Ole Miss 75, South Carolina 74  
Columbia, S.C. | Colonial Life Arena

**COLUMBIA, S.C. (AP)** - Anthony Perez scored a career-high 22 points, including a go-ahead 3-pointer with 2:02 remaining as Ole Miss erased a 12-point deficit and held on to defeat South Carolina 75-74 Saturday.

Marshall Henderson had 16 of his 19 points in the second half for the Rebels (12-5, 3-1 Southeastern Conference), who rallied after falling behind 39-27 early on the second half. Ole Miss still trailed 66-61 after Duane Notice's two jumpers with four minutes left.

That's when Henderson drove right of the lane for a basket and got fouled for a three-point play. Perez tied the game with two foul shots on Ole Miss' next possession. Perez followed a minute later with a three to put the Rebels ahead for good, 71-68.

South Carolina (7-10, 0-4) closed to 75-74 and had possession with 1.8 seconds left, but Sindarius Thornwell's 3-point heave was off the mark. Thornwell led the Gamecocks with 24 points.

Perez bettered his career mark of 14, set against Mississippi Valley State in November.

Henderson was held to 1-of-8 shooting in the opening half, yet made his points count - and put on a show - in the second half. When he hit the last of his three 3-pointers to put Ole Miss ahead 48-47, Henderson dragged his finger across the floor like a match on his way to the bench.

Jarvis Summers added 19 points for the Rebels.

Henderson had a 3-pointer early as the Rebels led 12-4 in the first six minutes. They were still ahead 18-12 on Summers' basket when the Gamecocks found their game.

Michael Carrera had a three-point play and two foul shots as part of 12-1 run to move in front. The Gamecocks kept up the pace, especially on defense as Ole Miss missed five shots and committed seven of its 11 first-half turnovers during a six-minute stretch.

Official Basketball Box Score -- Game Totals -- Final Statistics  
Ole Miss vs South Carolina  
1/18/14 4:30 p.m. at Columbia, S.C. (Colonial Life Arena)

Ole Miss 75 • 12-5, 3-1 SEC

#	Player	Total			Rebounds			PF	TP	A	TO	Blk	Stl	Min	
		FG-FGA	3-Ptr	FT-FTA	Off	Def	Tot								
11	Saiz, Sebastian	f	1-1	0-0	0-0	3	1	4	5	2	0	3	2	0	15
34	Jones, Aaron	f	2-3	0-0	0-0	1	1	2	5	4	0	0	4	0	15
10	White, LaDarius	g	1-7	0-4	1-2	0	2	2	0	3	1	1	1	0	13
22	Henderson, Marshall	g	5-17	3-12	6-7	0	3	3	1	19	0	2	0	3	36
32	Summers, Jarvis	g	5-9	0-0	9-13	0	3	3	1	19	6	4	0	1	32
01	Newby, Martavius	g	2-2	0-0	0-0	0	3	3	1	4	0	1	1	2	14
03	Millinghaus, Derrick	g	0-0	0-0	0-0	0	3	3	1	0	1	4	0	0	11
04	Cox, Demarco	g	0-0	0-0	0-1	0	3	3	5	0	0	2	2	3	29
13	Perez, Anthony	g	5-9	2-5	10-12	2	2	4	4	22	1	3	0	3	30
23	Coleby, Dwight	g	0-1	0-0	2-2	0	1	1	2	2	0	0	0	0	5
Team						2	1	3							
Totals			21-49	5-21	28-37	8	23	31	27	75	9	20	10	12	200

FG % 1st Half: 9-26 34.6% 2nd half: 12-23 52.2% Game: 21-49 42.9% Deadball Rebounds 6,3  
3FG % 1st Half: 2-10 20.0% 2nd half: 3-11 27.3% Game: 5-21 23.8%  
FT % 1st Half: 7-11 63.6% 2nd half: 21-26 80.8% Game: 28-37 75.7%

South Carolina 74 • 7-10, 0-4 SEC

#	Player	Total			Rebounds			PF	TP	A	TO	Blk	Stl	Min	
		FG-FGA	3-Ptr	FT-FTA	Off	Def	Tot								
14	CHATKEVICIUS, L.	f	6-7	0-0	0-0	2	1	3	4	12	0	4	2	1	21
32	RINGER, Desmond	f	0-3	0-0	2-2	0	1	1	3	2	1	0	0	0	12
00	THORNWELL, Sindarius	g	7-16	4-7	6-10	5	6	11	3	24	4	5	2	1	37
01	WILLIAMS, Brenton	g	0-10	0-6	9-9	0	2	2	2	9	1	2	0	1	33
10	NOTICE, Duane	g	2-5	0-2	0-1	0	3	3	4	4	4	4	0	0	20
05	SHAW, Jaylen	g	2-5	2-5	3-4	0	3	3	4	9	3	3	0	1	24
20	MCKIE, Justin	g	0-0	0-0	0-0	0	0	0	0	0	0	0	0	0	1
21	HENRY, Demetrius	g	1-2	0-0	0-3	1	0	1	3	2	1	0	0	2	16
24	CARRERA, Michael	g	2-8	0-1	4-6	4	2	6	4	8	1	2	0	3	22
25	KACINAS, Mindaugas	g	2-4	0-0	0-1	2	2	4	2	4	0	1	1	0	14
Team						4	2	6							
Totals			22-60	6-21	24-36	18	22	40	29	74	15	21	5	9	200

FG % 1st Half: 12-32 37.5% 2nd half: 10-28 35.7% Game: 22-60 36.7% Deadball Rebounds 6,1  
3FG % 1st Half: 3-9 33.3% 2nd half: 3-12 25.0% Game: 6-21 28.6%  
FT % 1st Half: 10-12 83.3% 2nd half: 14-24 58.3% Game: 24-36 66.7%

Officials: Antinio Petty, Mark Whitehead, Jeff Smith  
Technical fouls: Ole Miss-None. South Carolina-NOTICE, Duane.  
Attendance: 14,302

Score by periods	1st	2nd	Total
Ole Miss	27	48	75
South Carolina	37	37	74

Last FG - OM 2nd-02:04, SC 2nd-04:26.  
Largest lead - OM by 8 1st-14:33, SC by 12 1st-01:27.

Score tied - 9 times.  
Lead changed - 12 times.

LAST MEETING

Game 33 | March 16, 2013  
Ole Miss 64, Vanderbilt 52  
Nashville, Tenn. | Bridgestone Arena

**NASHVILLE, Tenn. (AP)** - Marshall Henderson scored 23 points as Ole Miss beat Vanderbilt 64-52 Saturday in the Southeastern Conference tournament semifinals, putting the Rebels just one more win away from making sure their NCAA tournament berth is automatic.

Reginald Buckner also had 15 points, and Murphy Holloway added 12 for Ole Miss. The Rebels now have won six of seven to reach the championship game for the first time since 2001. Another win would give coach Andy Kennedy his first NCAA berth and the Rebels' first since 2002.

No. 10 seeded Vanderbilt (16-17), the defending tournament champion, lost for only the second time in eight games. Kedren Johnson had a team-high 12 points.

Kennedy, the Rebels' winningest coach, has at least 20 victories in four straight seasons and became the fifth SEC coach to win 20 in six of his first seven seasons, but missing out yet again on an NCAA berth could threaten his job security.

Ole Miss outshot Vandy 44 percent (22 of 50) to 33.9 percent (19 of 56) as the Commodores went a chilly 6 of 30 behind the arc. The Rebels also finished with a 41-36 edge on the boards.

Ole Miss didn't grab its first lead until the opening minute of the second half, but the Rebels took control with a 15-2 run a few minutes later.

Vanderbilt was up 34-30 off a fast-break layup by Dai-Jon Parker with 15:13 remaining. Then Henderson got the Rebels going with a 3. He added another jumper for the fourth and final tie at 36. Buckner then scored on a three-point play. By the time Buckner hit two free throws with 9:10 left, Ole Miss had its biggest lead yet at 45-36.

Ole Miss led by as much as 58-40 on a dunk by Buckner with 3:20 to go. Vandy, which averaged 10 made 3-pointers in winning its first two tournament games, missed its first 10 to start the second half. Johnson hit the 11th with 2:07 left to cap a quick seven points for the Commodores, except it was too late.

Official Basketball Box Score -- Game Totals -- Final Statistics  
Vanderbilt vs Ole Miss  
03/16/13 2:25 pm CT at 2013 SEC Men's Tourney - Nashville, TN

Vanderbilt 52 • 16-17, 8-10

#	Player	Total			Rebounds			PF	TP	A	TO	Blk	Stl	Min	
		FG-FGA	3-Ptr	FT-FTA	Off	Def	Tot								
00	ODOM, Rod	f	3-14	1-8	0-0	3	2	5	4	7	0	0	1	0	23
40	HENDERSON, Josh	c	2-5	0-0	3-5	1	4	5	1	7	2	0	1	0	22
02	JOHNSON, Kedren	g	4-7	1-4	3-4	0	2	2	1	12	3	3	0	1	33
15	BRIGHT, Kevin	g	3-10	2-9	0-0	0	8	8	4	8	2	2	1	1	39
24	PARKER, Dai-Jon	g	4-7	1-3	0-1	0	7	7	4	9	2	3	0	1	31
11	FULLER, Kyle	g	1-5	0-2	2-2	1	2	3	4	4	2	0	0	0	19
21	JETER, Sheldon	g	2-5	1-3	0-0	0	3	3	3	5	0	1	0	0	23
34	MOATS, Shelby	g	0-3	0-1	0-0	1	0	1	1	0	0	1	0	0	9
35	SIKAM, James	g	0-0	0-0	0-0	0	1	1	0	0	0	0	0	0	1
Team						0	1	1							
Totals			19-56	6-30	8-12	6	30	36	22	52	11	10	3	3	200

FG % 1st Half: 9-24 37.5% 2nd half: 10-32 31.3% Game: 19-56 33.9% Deadball Rebounds 1  
3FG % 1st Half: 4-14 28.6% 2nd half: 2-16 12.5% Game: 6-30 20.0%  
FT % 1st Half: 4-7 57.1% 2nd half: 4-5 80.0% Game: 8-12 66.7%

Ole Miss 64 • 25-8, 12-6

#	Player	Total			Rebounds			PF	TP	A	TO	Blk	Stl	Min	
		FG-FGA	3-Ptr	FT-FTA	Off	Def	Tot								
23	Buckner, Reginald	f	6-7	0-0	3-11	3	6	9	3	15	1	0	1	2	31
31	Holloway, Murphy	f	5-9	0-0	2-4	3	5	8	2	12	0	1	0	1	38
03	Millinghaus, Derrick	g	0-5	0-4	0-0	0	5	5	1	0	2	1	0	1	19
01	Williams, Nick	g	3-8	0-2	2-4	0	8	8	0	8	0	2	0	2	38
22	Henderson, Marshall	g	7-17	3-11	6-7	0	3	3	2	23	2	3	0	0	37
01	Newby, Martavius	g	0-0	0-0	0-0	0	0	0	0	0	0	0	0	0	0+
10	White, LaDarius	g	1-4	1-2	3-6	0	3	3	2	6	2	0	0	0	25
13	Perez, Anthony	g	0-0	0-0	0-0	0	0	0	0	0	0	0	0	0	5
25	Brutus, Terry	g	0-0	0-0	0-0	1	0	1	2	0	1	0	0	0	7
Team						0	4	4							
Totals			22-50	4-19	16-32	7	34	41	12	64	8	7	1	6	200

FG % 1st Half: 9-23 39.1% 2nd half: 13-27 48.1% Game: 22-50 44.0% Deadball Rebounds 7  
3FG % 1st Half: 2-11 18.2% 2nd half: 2-8 25.0% Game: 4-19 21.1%  
FT % 1st Half: 6-12 50.0% 2nd half: 10-20 50.0% Game: 16-32 50.0%

Officials: Anthony Jordan, Ron Groover, Lee Cassell  
Technical fouls: Vanderbilt-None. Ole Miss-None.  
Attendance:  
Session 6 attendance is 14,574.

Score by periods	1st	2nd	Total
Vanderbilt	26	26	52
Ole Miss	26	38	64

GAME-BY-GAME RECAPS

**Game 1 | Nov. 8, 2013**  
**Ole Miss 69, Troy 54**  
**Oxford, Miss. | Tad Smith Coliseum**

**OXFORD, Miss.** - Jarvis Summers scored a career-high 28 points as Ole Miss coasted past Troy 69-54 in the season opener Friday at Tad Smith Coliseum.

Summers was 9 of 11 in the first half, including three shots from three-point range as the Rebels built an insurmountable 39-26 halftime lead. Derrick Millinghaus added 13 points, 10 in the second half, as Ole Miss controlled the season opener for both schools.

The Rebels needed the first half outburst from Summers. Troy challenged early, pulling into an 11-11 tie as Thomas capped a 6-0 run with a layup with 13 minutes remaining. The Trojans managed only two other field goals for the remainder of the half, finishing 7 of 22 from the field.

Ole Miss answered with an 18-2 run to build what became an insurmountable 29-13 lead. Summers accounted for 15 of the points in the decisive surge as the Rebels built a 39-26 halftime lead.

The Rebels led by as many as 18 points in the opening five minutes in the second half, 51-33. Millinghaus, with 10 second half points, hit a twisting layup with 15:46 left to provide the game's largest margin.

Troy pulled within 59-49 with 7:47 left on a jumper by Thomas, but failed to convert two ensuing possessions to get within single digits. Summers responded with a rare four-point play, converting the free throw after a three-point shot, for a 63-49 lead with 6:39 left and Troy never closer than 12 points again.

The Rebels out-rebounded Troy 53-38 with Aaron Jones pulling down a game-high 13. The decisive margin on the boards allowed the Rebels to take 23 more shots than Troy, finishing 25 of 72 for 34.7 percent from the field.

Troy got 11 points apiece from Tevin Calhoun and Kevin Thomas. The Trojans were 17 of 49 for 34.7 percent from the field and 16 of 25 for 64 percent from the free throw line.

**Official Basketball Box Score -- Game Totals -- Final Statistics**  
**Troy vs Ole Miss**  
**11/8/13 7:30 PM at Oxford, Miss./Tad Smith Coliseum**

**Troy 54 - 0 - 1**

#	Player	Total			3-Ptr			Rebounds			PF	TP	A	T	Blk	Stl	Min
		FG-FGA	FG-FGA	FT-FTA	Off	Def	Total	Off	Def	Total							
22	Calhoun, Tevin	f	4-12	1-5	2-4	1	3	4	11	1	0	1	0	1	0	31	
33	Hinton, Wes	f	2-8	1-4	0-0	0	5	5	3	5	0	3	0	1	1	25	
01	Myers, Antoine	g	4-8	0-0	0-2	1	6	7	4	8	3	5	0	2	0	29	
03	Mullinhey, Jeff	g	1-2	1-2	4-4	2	3	5	3	7	2	1	0	0	0	29	
11	Williams, Hunter	g	1-7	1-5	1-2	0	2	2	1	4	2	3	0	0	0	38	
04	Ford, Kelton	g	0-1	0-0	6-7	0	0	0	1	6	1	0	0	0	0	8	
12	Bonny, JC	g	1-3	0-1	0-0	0	1	1	1	2	0	0	0	0	0	9	
25	Thomas, Kevin	g	4-9	0-0	3-6	4	3	7	3	11	0	2	0	0	0	27	
32	Warren, Josh	g	0-1	0-0	0-0	0	0	0	1	0	0	0	0	0	0	4	
Team																	
Totals			17-49	4-17	16-25	10	28	38	21	54	9	15	1	3	0	200	
FG % 1st Half:		7-22	31.8%	2nd half:	10-27	37.0%	Game:		17-40	34.7%	Deadball						
3FG % 1st Half:		2-8	25.0%	2nd half:	2-9	22.2%	Game:		4-17	23.5%	Rebounds						
FT % 1st Half:		10-13	76.9%	2nd half:	6-12	50.0%	Game:		16-25	64.0%	3						

**Ole Miss 69 - 1 - 0**

#	Player	Total			3-Ptr			Rebounds			PF	TP	A	T	Blk	Stl	Min
		FG-FGA	FG-FGA	FT-FTA	Off	Def	Total	Off	Def	Total							
34	Jones, Aaron	f	2-7	0-0	2-5	8	5	13	2	6	0	0	1	1	1	31	
04	Cox, Demarco	c	2-6	0-0	2-4	2	5	7	2	6	1	0	1	1	1	24	
01	Newby, Martavious	g	1-4	0-2	3-4	2	3	5	2	5	1	1	0	3	0	20	
03	Millinghaus, Derrick	g	5-15	1-7	2-5	0	0	0	2	13	1	3	0	2	2	26	
32	Summers, Jarvis	g	10-19	5-10	3-3	2	3	5	2	28	1	3	1	0	0	35	
10	White, LaDarius	g	1-8	0-5	0-0	0	4	4	3	2	4	0	0	0	0	22	
11	Saiz, Sebastian	g	3-7	0-0	0-0	4	2	6	3	6	0	2	1	0	1	18	
13	Perez, Anthony	g	1-6	0-4	1-2	1	4	5	4	3	2	1	0	1	1	18	
23	Coleby, Dwight	g	0-0	0-0	0-0	2	0	2	3	0	1	2	1	0	0	6	
Team																	
Totals			25-72	6-29	13-23	26	27	53	23	69	11	12	5	8	0	200	
FG % 1st Half:		10-43	37.2%	2nd half:	8-29	31.0%	Game:		25-72	34.7%	Deadball						
3FG % 1st Half:		5-16	31.3%	2nd half:	1-12	8.3%	Game:		6-28	21.4%	Rebounds						
FT % 1st Half:		2-8	33.3%	2nd half:	11-17	64.7%	Game:		13-23	56.5%	3,1						

Officials: Pat Adams, Marc Eiland, Nathan Quirk  
 Technical fouls: Troy-None, Ole Miss-None.  
 Attendance: 8880

Score by periods	1st	2nd	Total
Troy	26	28	54
Ole Miss	39	30	69

Last FG - TROY 2nd-01:42, UM 2nd-00:55.  
 Largest lead - TROY by 2 1st-19:24, UM by 19 2nd-14:10.

	In	Out	2nd	Fast
	Paint	TRD	Chance	Bench
TROY	26	7	10	2
UM	30	12	20	6

Score tied - 2 times.  
 Lead changed - 1 time.

**Game 2 | Nov. 16, 2013**  
**Ole Miss 72, Coastal Carolina 70**  
**Conway, S.C. | The HTC Center**

**CONWAY, S.C.** - Anthony Perez hit a pair of free throws with 4.4 seconds remaining to push Ole Miss past Coastal Carolina 72-70 Saturday night.

Marshall Henderson had 19 points, including 14 in the second half as the Rebels overcame a halftime deficit.

The Rebels (2-0) led just 60-58 with 4:03 to go when Henderson buried a 3-point-er. Then after the Rebels missed a shot on the next possession, he stole a pass in the backcourt and dunked it to put Ole Miss up 65-58 with just over three minutes to go.

But the game wasn't over yet. Henderson's teammates would miss five of their next eight free throws and Henderson got the ball stolen from him as he tried to dribble around several players with Ole Miss up 66-61 with 1:24 left.

Coastal Carolina (1-2) had a chance to tie with nine seconds left, but Josh Cameron's 3-point attempt rattled in and out. Perez then hit two free throws, making Cameron's 3 at the buzzer meaningless.

Henderson's 19 points led all scorers. He was 6-of-16 from the field and 4-of-8 on 3-pointers. He had four steals, three turnovers and no assists.

Cameron scored 16 for Coastal Carolina, making three of his seven 3-pointers. Warren Gillis also had 16 points before fouling out late.

Jarvis Summers scored 14 points and Derrick Millinghaus added 12 points for Ole Miss.

The Rebels shot just 60 percent (24-of-40) from the foul line, but shot 16 more free throws and made 11 more foul shots than the Chanticleers.

Henderson was rusty to start, missing his next six shots and going just 1-of-7 from the field in the first half. He made five of his nine shots in the second half, including three of five 3s.

**Official Basketball Box Score -- Game Totals -- Final Statistics**  
**Ole Miss vs Coastal Carolina Uni**  
**11/16/13 7:00 p.m. at The HTC Center (Conway, S.C.)**

**Ole Miss 72 - 0 - 0**

#	Player	Total			3-Ptr			Rebounds			PF	TP	A	T	Blk	Stl	Min
		FG-FGA	FG-FGA	FT-FTA	Off	Def	Total	Off	Def	Total							
34	Jones, Aaron	f	4-5	0-0	3-4	1	3	4	1	11	0	0	4	1	1	34	
04	Cox, Demarco	c	0-1	0-0	1-2	2	2	4	4	1	0	2	1	1	1	19	
01	Newby, Martavious	g	0-0	0-0	0-2	0	1	1	1	0	2	0	0	1	1	11	
03	Millinghaus, Derrick	g	4-10	2-5	2-5	0	5	5	2	12	2	2	0	0	0	30	
32	Summers, Jarvis	g	4-5	1-2	5-8	0	0	0	4	14	5	2	0	0	0	20	
10	White, LaDarius	g	0-4	0-2	2-2	0	5	5	0	2	0	2	0	0	0	13	
11	Saiz, Sebastian	g	0-3	0-0	2-2	0	6	6	2	2	1	1	1	1	1	19	
13	Perez, Anthony	g	2-6	1-2	5-9	0	5	5	2	10	0	1	3	1	1	21	
22	Henderson, Marshall	g	6-16	4-8	3-4	0	4	4	4	19	0	3	0	4	28		
23	Coleby, Dwight	g	0-0	0-0	1-2	0	1	1	2	1	0	1	0	0	0	4	
24	Joesaar, Janari	g	0-0	0-0	0-0	0	1	1	1	0	0	1	0	0	0	1	
Team																	
Totals			20-50	8-19	24-40	6	35	41	20	72	10	15	9	9	0	200	
FG % 1st Half:		9-30	30.0%	2nd half:	11-20	55.0%	Game:		20-50	40.0%	Deadball						
3FG % 1st Half:		3-9	33.3%	2nd half:	5-10	50.0%	Game:		8-19	42.1%	Rebounds						
FT % 1st Half:		6-12	50.0%	2nd half:	18-28	64.3%	Game:		24-40	60.0%	6						

**Coastal Carolina Uni 70 - 1 - 2**

#	Player	Total			3-Ptr			Rebounds			PF	TP	A	T	Blk	Stl	Min
		FG-FGA	FG-FGA	FT-FTA	Off	Def	Total	Off	Def	Total							
00	GILLIS, Warren	f	5-14	0-4	6-8	0	4	4	5	16	1	2	0	2	0	30	
12	ENANGA, Michel	f	2-6	0-2	2-3	0	6	6	3	6	1	2	2	2	3	33	
11	NDIEGUENE, El Hadji	c	3-5	0-0	0-0	2	5	7	5	6	1	0	0	0	0	35	
05	SMITH, Eric	g	2-6	1-3	0-0	1	2	3	1	5	0	1	0	0	0	13	
22	WILSON, Elijah	g	5-14	1-7	3-8	2	5	7	3	14	1	1	0	0	0	31	
03	CAMERON, Josh	g	6-15	3-7	1-2	3	3	5	2	16	5	1	0	3	27		
13	LJESKOVIC, Uros	g	0-2	0-0	0-0	0	0	0	2	0	0	1	0	0	0	4	
21	CURTIS, Tristian	g	2-2	0-0	1-2	2	3	5	1	5	1	0	1	0	0	7	
23	DIAGNE, Badou	g	0-1	0-1	0-0	0	1	1	1	0	0	2	0	0	0	4	
30	RAY-ST CYR, Colton	g	1-5	0-3	0-1	1	4	5	5	2	0	2	1	0	0	16	
Team																	
Totals			26-70	5-27	13-24	14	34	48	28	70	10	12	4	7	0	200	
FG % 1st Half:		11-37	29.7%	2nd half:	15-33	45.5%	Game:		26-70	37.1%	Deadball						
3FG % 1st Half:		2-12	16.7%	2nd half:	3-15	20.0%	Game:		5-27	18.5%	Rebounds						
FT % 1st Half:		6-11	54.5%	2nd half:	7-13	53.8%	Game:		13-24	54.2%	6						

Officials: Sean Casady, Tony Henderson, Anthony Jordan  
 Technical fouls: Ole Miss-None, Coastal Carolina Uni-None.  
 Attendance: 3241

Score by periods	1st	2nd	Total
Ole Miss	27	45	72
Coastal Carolina Uni	30	40	70

GAME-BY-GAME RECAPS

**Game 3 | Nov. 22, 2013**  
**Ole Miss 111, Mississippi Valley State 82**  
**Oxford, Miss. | Tad Smith Coliseum**

**OXFORD, Miss.** - Ole Miss eclipsed the century mark for the first time in almost three years, as the Rebels cruised to an 111-82 win over Mississippi Valley State.

It was the program's highest scoring output since a 111-50 win over Prairie View A&M on Dec. 29, 2010. Derrick Millinghaus, Demarco Cox and Anthony Perez all posted career highs, while three other Rebels also finished in double figures.

Millinghaus led the way with a game-high 21 points on 8-for-14 shooting, his third game in double figures in as many games this season.

Cox, who played in just seven games before a foot injury ended his season in 2012-13, recorded his second career double-double, his first career-double since the 2010-11 season. He finished with 15 points on 6-for-7 shooting, to along with a game-high 12 rebounds.

Perez scored in double figures for the second straight game with 14 points on 4-for-6 shooting, having set a career high with 10 points in his last game against Coastal Carolina.

Marshall Henderson had 15 points, including four 3-pointers, while Jarvis Summers added 14 and LaDarius White and chipped in 13 to round out the Rebels who scored in double figures.

Ole Miss used an 18-6 run to build what would be an insurmountable 26-12 lead with 8:30 left in the first half. The Rebels went on to take a 54-32 lead into halftime behind 12 points from Millinghaus and 11 points from Perez.

The Rebels shot 50.7 percent (36-for-71) from the field, including 9-for-19 from 3-point range, and were 30-for-38 from the free-throw line. Defensively, they held the Delta Devils to 43.5 percent (30-for-69) from the field, including 29.7 percent in the first half.

**Official Basketball Box Score -- Game Totals -- Final Statistics**  
**Mississippi Valley vs Ole Miss**  
**11/22/13 7:30 PM at Oxford, Miss./Tad Smith Coliseum**

**Mississippi Valley 82 • 1-4**

#	Player	Total			3-Ptr			Rebounds			PF	TP	A	TO	Blk	Stl	Min
		FG	FGA	FT	FTA	Off	Def	Tot									
23	Currington, James	f	5-9	0-0	2-2	3	6	9	3	12	1	1	1	4	27		
31	Francis, Julius	c	1-4	0-0	0-0	1	2	3	4	2	0	0	0	0	10		
01	Priar, DeAngelo	g	5-15	1-3	2-3	2	4	6	4	13	2	2	3	0	28		
03	Marshall, Darryl	g	2-4	2-2	0-0	0	0	0	2	6	2	1	0	0	17		
04	McDonald, Anthony	g	4-11	2-6	2-2	1	3	4	2	12	1	6	0	0	35		
20	Vaughn, Vacha	g	0-0	0-0	0-0	0	0	0	0	0	0	0	0	0	1		
25	Washington, Jordan	g	5-9	3-6	1-2	0	2	2	2	14	6	3	0	0	27		
10	Fauntleroy, Thaddeus	g	0-3	0-0	1-2	1	2	3	2	1	1	0	0	0	6		
11	Dobbs, Cameron	g	0-1	0-1	0-0	0	0	0	0	0	0	0	0	0	2		
13	Henry, Cortland	g	0-2	0-1	0-0	0	0	0	0	0	0	1	0	0	4		
22	Ralling, Blake	g	6-8	3-3	1-2	2	2	4	2	16	1	1	0	0	18		
32	Milstein, Ben	g	0-0	0-0	0-0	0	0	0	2	0	0	0	0	0	5		
33	Hurt, Daniel	g	2-3	1-2	1-2	0	2	2	4	6	0	0	2	0	20		
Team						3			1			4			1		
Totals			30-69	12-24	10-15	13	24	37	28	82	14	16	3	4	200		
FG % 1st Half:		11-37	29.7%	2nd half:		19-32	59.4%	Game:		30-69	43.5%	Deadball		Rebounds			
3FG % 1st Half:		4-11	36.4%	2nd half:		8-13	61.5%	Game:		12-24	50.0%	3					
FT % 1st Half:		6-9	66.7%	2nd half:		4-6	66.7%	Game:		10-15	66.7%						

**Ole Miss 111 • 3-0**

#	Player	Total			3-Ptr			Rebounds			PF	TP	A	TO	Blk	Stl	Min
		FG	FGA	FT	FTA	Off	Def	Tot									
34	Jones, Aaron	f	1-4	0-0	0-0	3	5	8	3	2	1	0	3	0	23		
04	Cox, Demarco	c	6-7	0-0	3-4	3	9	12	1	15	0	2	0	0	28		
01	Newby, Martavious	g	2-3	0-0	4-6	1	4	5	2	8	4	0	1	2	21		
03	Millinghaus, Derrick	g	8-14	1-3	4-6	0	2	2	2	21	3	2	0	3	25		
32	Summers, Jarvis	g	3-9	1-3	7-8	1	1	2	1	14	3	3	1	1	22		
00	Martin, Jerron	g	0-1	0-0	0-0	0	0	0	0	0	0	0	0	0	3		
05	Peeper, Cade	g	0-0	0-0	0-0	0	0	0	0	0	0	0	0	0	1		
10	White, LaDarius	g	5-7	2-2	1-1	0	0	0	0	13	2	1	0	1	19		
11	Saiz, Sebastian	g	2-6	0-0	3-4	6	4	10	2	7	0	1	1	0	15		
13	Perez, Anthony	g	4-6	1-2	5-6	1	2	3	2	14	0	1	2	1	18		
22	Henderson, Marshall	g	4-11	4-8	3-3	0	0	0	0	15	4	0	0	1	22		
23	Coleby, Dwight	g	0-0	0-0	0-0	0	0	0	0	0	0	1	0	0	1		
24	Joesaar, Janari	g	1-3	0-1	0-0	1	1	2	0	2	0	0	0	1	3		
Team						2			0			2			0		
Totals			36-71	9-19	30-38	18	28	46	13	111	17	11	8	10	200		
FG % 1st Half:		17-34	50.0%	2nd half:		19-37	51.4%	Game:		36-71	50.7%	Deadball		Rebounds			
3FG % 1st Half:		5-10	50.0%	2nd half:		4-9	44.4%	Game:		9-19	47.4%	1					
FT % 1st Half:		15-17	88.2%	2nd half:		15-21	71.4%	Game:		30-38	78.9%						

Officials: Tony Greene, Jeff Smith, Nathan Quirk  
 Technical fouls: Mississippi Valley-TEAM, Ole Miss-None.  
 Attendance: 6267

Score by periods	1st	2nd	Total
Mississippi Valley	32	50	82
Ole Miss	54	57	111

Last FG - MVSUM 2nd-02:32, UM 2nd-01:27.  
 Largest lead - MVSUM None, UM by 31 2nd-04:25.

Points	In	Off	2nd	Fast	Bench
MVSUM	Paint	T/O	Chance	Break	
32	32	17	6	6	37
UM	52	29	16	16	51

Score tied - 1 time.  
 Lead changed - 0 times.

**Game 4 | Nov. 26, 2013**  
**Ole Miss 84, North Carolina A&T 50**  
**Oxford, Miss. | Tad Smith Coliseum**

**OXFORD, Miss.** - Junior forward Aaron Jones recorded his first career double-double, while sophomore Derrick Millinghaus scored a game-high 16 points, as Ole Miss cruised to an 84-50 win over North Carolina A&T.

Jones, coming off a season-ending ACL injury last season, has started all four games and had a career day in Tuesday's win over the Aggies. He finished with 11 points and 10 rebounds.

Ole Miss turned defense into offense with 39 points off 21 turnovers in the game. The Rebels also held North Carolina A&T to 25.5 percent (12-for-47) shooting, including 17.2 percent in the second half, during which they allowed just 17 points.

A starter in the first three games, Millinghaus came off the bench and responded with 16 points on 5-for-11 shooting with a season-high four assists and no turnovers.

Junior guard Jarvis Summers also finished in double figures with 13 points, followed by senior guard Marshall Henderson with eight points in just 13 minutes.

Ole Miss scored the first nine points of the game and never trailed, leading by as many as 34. North Carolina A&T made it a one-possession game at 32-29 after a 15-5 run, but Ole Miss answered back with an 11-0 run to build a 43-29 lead.

The Aggies cut into the lead again with a 6-0 run early in the second half to get within 11 at 50-39, but then it was all Ole Miss. Coming out of a timeout called by Kennedy, the Rebels scored 15 unanswered points as part of 23-4 run to build a 71-43 lead and put the game out of reach.

**Official Basketball Box Score -- Game Totals -- Final Statistics**  
**North Carolina A&T vs Ole Miss**  
**11/26/13 3 PM at Oxford, Miss./Tad Smith Coliseum**

**North Carolina A&T 50 • 1-4**

#	Player	Total			3-Ptr			Rebounds			PF	TP	A	TO	Blk	Stl	Min
		FG	FGA	FT	FTA	Off	Def	Tot									
00	SIMMONS, Jerome	f	1-1	0-0	0-0	1	3	4	2	2	0	0	0	0	0	14	
32	BECKFORD, Bruce	f	3-12	1-5	2-2	1	5	6	1	9	1	3	1	1	34		
34	DOBY, Khary	f	3-5	1-2	0-0	0	2	2	2	7	0	0	0	0	18		
03	UNDERWOOD, Jeremy	g	1-4	1-2	1-2	1	6	7	2	4	1	2	0	0	33		
30	MIDDLETON, Lamont	g	1-10	1-4	10-11	0	4	4	3	13	3	4	0	0	32		
11	BRISCOE, Michael	g	0-1	0-1	0-0	0	0	0	0	1	0	0	1	0	0		
12	ABDULLAH, Ahmad	g	0-1	0-0	0-0	0	0	0	0	0	0	0	0	0	3		
20	PACK, Richard	g	3-8	0-3	7-8	2	2	4	4	13	1	4	0	0	28		
23	KEYES, Denzel	g	0-3	0-0	1-2	2	0	2	0	1	0	0	0	0	11		
33	SIVERAND, Waylan	g	0-1	0-0	0-0	0	1	1	0	0	1	1	1	0	13		
42	TAYLOR, Maurice	g	0-0	0-0	1-4	2	0	2	3	1	1	3	0	0	3		
44	BURROUGH, Steven	g	0-1	0-0	0-0	0	0	0	2	0	0	0	1	0	8		
Team						4			1			5			3		
Totals			12-47	4-17	22-29	13	24	37	20	50	8	21	3	3	200		
FG % 1st Half:		7-18	38.9%	2nd half:		5-29	17.2%	Game:		12-47	25.5%	Deadball		Rebounds			
3FG % 1st Half:		4-10	40.0%	2nd half:		0-7	0.0%	Game:		4-17	23.5%	3					
FT % 1st Half:		15-21	71.4%	2nd half:		7-8	87.5%	Game:		22-29	75.9%						

**Ole Miss 84 • 4-0**

#	Player	Total			3-Ptr			Rebounds			PF	TP	A	TO	Blk	Stl	Min
		FG	FGA	FT	FTA	Off	Def	Tot									
34	Jones, Aaron	f	4-7	0-0	3-4	4	6	10	1	11	0	2	2	2	27		
04	Cox, Demarco	c	2-2	0-0	3-3	1	4	5	2	7	1	0	2	0	15		
01	Newby, Martavious	g	1-2	0-0	1-2	0	2	2	1	3	2	0	1	2	18		
10	White, LaDarius	g	1-4	0-2	0-1	0	5	5	2	2	3	4	0	1	22		
32	Summers, Jarvis	g	5-10	1-3	2-2	0	2	2	3	13	6	0	0	1	20		
00	Martin, Jerron	g	1-1	1-1	0-0	0	0	0	2	3	1	0	0	0	4		
03	Millinghaus, Derrick	g	5-11	3-6	3-3	0	2	2	1	16	4	0	0	0	24		
05	Peeper, Cade	g	0-0	0-0	0-0	0	1	1	0	0	0	0	0	0	1		
11	Saiz, Sebastian	g	2-6	0-0	0-0	2	1	3	0	4	0	0	1	0	15		
13	Perez, Anthony	g	2-4	2-3	1-2	0	1	1	3	7	1	1	1	0	17		
22	Henderson, Marshall	g	2-6	2-6	2-3	0	0	0	1	8	1	0	0	1	13		
23	Coleby, Dwight	g	2-2	0-0	1-4	0	1	1	3	5	0	2	2	1	21		
24	Joesaar, Janari	g	2-2	1-1	0-0	0	0	0	0	5	0	0	0	1	3		
Team						1			0			1			3		
Totals			29-57	10-22	16-24	8	25	33	19	84	19	9	9	9	200		
FG % 1st Half:		15-31	48.4%	2nd half:		14-26	53.										

GAME-BY-GAME RECAPS

**Game 5 | Nov. 29, 2013**  
**Ole Miss 77, Georgia Tech 67**  
**Brooklyn, N.Y. | Barclays Center**

**BROOKLYN, N.Y.** - Derrick Millinghaus poured in 16 points and Demarco Cox posted his second double-double of the season with 15 points and 13 boards as Ole Miss routed Georgia Tech 73-53 Friday to advance to the championship game of the Barclays Center Classic.

Marshall Henderson added 15 points for the Rebels, which improved to 5-0 this season. Ole Miss took control with an 18-7 run spanning 6:08 in the first half. Henderson started the run with consecutive three pointers, and he later added a third made three.

Solomon Poole led Georgia Tech with 24 points. Robert Carter Jr. had 11 points and 13 rebounds. Trae Golden and Marcus Georges-Hunt chipped in with 10 points apiece.

Georgia Tech will play in the early season tournament's consolation game tomorrow. The Yellow Jackets fell to 5-2.

Henderson shot 5-of-15 from the field, including 4-for-14 from the 3-point line, in 27 minutes. At the half, the Rebels led 35-21 on 40.6 percent shooting from the field, including 46.2 percent from three.

By comparison, Georgia Tech only made 7 of 34 shots from the field in the first half, and were 1 for 10 from three point range. The Yellow Jackets shooting improved in the second half, as they made 16 of 29 from the field and 6 of 10 from three.

Ole Miss' lead grew to as much as 21 points in the second half. The Rebels finished the game shooting 43.5 percent from the field.

**Official Basketball Box Score -- Game Totals -- Final Statistics**  
**Georgia Tech vs Ole Miss**  
**11/29/13 4:32 p.m. at Brooklyn, N.Y. (Barclays Center)**

**Georgia Tech 67 • 5-2**

##	Player	Total		3-Ptr		Rebounds			PF	TP	A	TO	Blk	Stl	Min
		FG-FGA	FG-FGA	FT-FTA	Off	Def	Tot								
03	Georges-Hunt, Marcus	f	3-8	0-2	4-4	2	3	5	3	10	0	2	1	2	25
04	Carter Jr., Robert	f	3-9	1-2	4-7	4	9	13	1	11	0	3	0	1	25
05	Miller, Daniel	c	1-2	0-0	0-0	0	5	5	1	2	2	0	1	0	26
11	Bolden, Chris	g	1-8	0-2	1-2	0	1	1	0	3	1	0	0	0	25
23	Golden, Trae	g	4-12	1-4	1-3	1	5	6	2	10	5	1	0	0	33
01	Poole Jr., Stacey	f	1-4	0-1	0-0	0	0	0	0	2	0	2	0	0	9
02	Poole, Solomon	g	9-16	5-9	1-3	0	0	0	2	24	2	0	0	1	23
12	Stephens, Quinton	g	0-0	0-0	0-0	1	1	2	2	0	2	1	0	2	11
24	Holsey, Kammeon	g	1-4	0-0	3-3	1	3	4	2	5	0	3	0	0	16
30	Heyward, Corey	g	0-0	0-0	0-0	0	0	0	3	0	2	0	0	1	7
	Team					6	0	6							
	Totals		23-63	7-20	14-22	15	27	42	16	67	14	12	2	7	200

FG % 1st Half:	7-34	20.6%	2nd half:	16-29	55.2%	Game:	23-63	36.5%	Deadball
3FG % 1st Half:	1-10	10.0%	2nd half:	6-10	60.0%	Game:	7-20	35.0%	Rebounds
FT % 1st Half:	6-8	75.0%	2nd half:	8-14	57.1%	Game:	14-22	63.6%	4

**Ole Miss 77 • 5-0**

##	Player	Total		3-Ptr		Rebounds			PF	TP	A	TO	Blk	Stl	Min
		FG-FGA	FG-FGA	FT-FTA	Off	Def	Tot								
34	Jones, Aaron	f	0-4	0-0	0-0	1	5	6	4	0	1	2	4	1	24
04	Cox, Demarco	c	6-9	0-0	3-5	5	8	13	4	15	0	0	1	0	33
01	Newby, Martavious	g	1-1	0-0	0-0	1	1	2	3	2	2	0	0	0	13
03	Millinghaus, Derrick	g	5-13	1-1	5-6	0	3	3	1	16	2	2	0	1	29
32	Summers, Jarvis	g	1-3	1-2	3-4	0	4	4	4	6	1	2	0	1	18
10	White, LaDarius	f	2-7	0-1	2-2	0	0	0	1	6	2	1	1	0	17
11	Saiz, Sebastian	f	3-3	0-0	1-2	3	2	5	3	7	1	0	1	0	15
13	Perez, Anthony	g	3-5	2-3	0-0	0	2	2	1	8	0	2	2	0	20
22	Henderson, Marshall	g	5-16	4-14	1-2	1	1	2	0	15	3	1	0	3	27
23	Coleby, Dwight	g	1-1	0-0	0-0	0	0	0	0	2	0	0	1	0	4
	Team					1	2	3							
	Totals		27-62	8-21	15-21	12	28	40	21	77	12	10	10	6	200

FG % 1st Half:	13-32	40.6%	2nd half:	14-30	46.7%	Game:	27-62	43.5%	Deadball
3FG % 1st Half:	6-13	46.2%	2nd half:	2-8	25.0%	Game:	8-21	38.1%	Rebounds
FT % 1st Half:	3-5	60.0%	2nd half:	12-16	75.0%	Game:	15-21	71.4%	2,1

Officials: Ted Valentine, Gerry Pollard, Don Dalry Technical fouls: Georgia Tech-None. Ole Miss-None. Attendance: Barclays Center Classic Presented by Continental Tire

Score by periods	1st	2nd	Total
Georgia Tech	21	46	67
Ole Miss	35	42	77

Points	In Paint	Off T/O	2nd Chance	Fast Break	Bench
GT	26	14	14	10	31
MISS	26	12	14	5	38

Last FG - GT 2nd-00:03, MISS 2nd-03:29. Largest lead - GT by 3 1st-14:45, MISS by 21 2nd-07:30.

Score tied - 4 times. Lead changed - 2 times.

**Game 6 | Nov. 30, 2013**  
**Ole Miss 79, Penn State 76**  
**Brooklyn, N.Y. | Barclays Center**

**BROOKLYN, N.Y.** - Marshall Henderson and Jarvis Summers both scored 19 points, combining for 11 of Ole Miss' last 12 points, as the the undefeated Rebels knocked off Penn State 79-76 Saturday in the championship game of the Barclays Center Classic.

Henderson gave the Rebels the lead for good at 69-68 on a drive with 5:36 to play. That was the start of the run by he and Summers.

D.J. Newbill got Penn State within 75-74 with a vicious dunk on the break after a Rebels' turnover, but Henderson made three free throws with 1:14 left to make it a four-point lead.

Newbill had 23 points to lead Penn State (6-2), which had a five-game winning streak snapped. Ross Travis had 17 points and 13 rebounds for the Nittany Lions, but Tim Frazier, who had 29 points in the 89-82 semifinal win over St. John's, was held to nine points on 3-for-13 shooting. Frazier had 10 assists.

Both teams had strong efforts from 3-point range. Ole Miss, which came in shooting 37.6 percent from beyond the arc, was 11 of 24 (45.8 percent), making 8 of 12 in the first half when it took a 44-39 lead. The Nittany Lions were 9 of 22 (40.9 percent) from 3-point range, over the 38.6 percent they were shooting entering the game. They made 5 of 10 3-point attempts in the first half.

**Official Basketball Box Score -- Game Totals -- Final Statistics**  
**Penn State vs Ole Miss**  
**11/30/13 5:00 p.m. at Brooklyn, N.Y. (Barclays Center)**

**Penn State 76 • 6-2**

##	Player	Total		3-Ptr		Rebounds			PF	TP	A	TO	Blk	Stl	Min
		FG-FGA	FG-FGA	FT-FTA	Off	Def	Tot								
05	Jack, Donovan	f	3-3	1-1	1-2	1	1	2	5	8	0	3	2	1	19
10	Taylor, Brandon	f	3-8	2-5	0-0	1	4	5	1	8	1	0	3	0	32
43	Travis, Ross	f	5-10	1-2	6-10	5	8	13	0	17	0	3	0	0	37
02	Newbill, D.J.	g	10-14	3-5	0-0	1	3	4	5	23	1	1	1	1	34
23	Frazier, Tim	g	3-13	1-3	2-4	0	5	5	2	9	10	1	0	2	37
03	Woodward, Graham	g	1-3	1-3	0-0	0	2	2	0	3	2	0	0	1	16
11	Roberts, Allen	g	2-7	0-3	2-2	1	2	3	2	6	1	1	0	0	20
13	Thorpe, Geno	g	1-1	0-0	0-0	0	1	1	0	2	0	0	0	0	5
	Team					0	2	2							
	Totals		28-59	9-22	11-18	9	28	37	15	76	15	9	6	5	200

FG % 1st Half:	13-24	54.2%	2nd half:	15-35	42.9%	Game:	28-59	47.5%	Deadball
3FG % 1st Half:	5-10	50.0%	2nd half:	4-12	33.3%	Game:	9-22	40.9%	Rebounds
FT % 1st Half:	8-11	72.7%	2nd half:	3-7	42.9%	Game:	11-18	61.1%	3

**Ole Miss 79 • 6-0**

##	Player	Total		3-Ptr		Rebounds			PF	TP	A	TO	Blk	Stl	Min
		FG-FGA	FG-FGA	FT-FTA	Off	Def	Tot								
34	Jones, Aaron	f	3-6	0-0	0-0	1	2	3	3	6	0	0	4	0	27
04	Cox, Demarco	c	3-5	0-0	1-5	4	4	8	2	7	0	0	3	1	24
01	Newby, Martavious	g	2-2	1-1	0-0	0	3	3	2	5	1	0	0	0	18
03	Millinghaus, Derrick	g	6-16	2-6	0-1	0	1	1	0	14	3	2	0	2	30
32	Summers, Jarvis	g	7-10	3-4	2-5	0	4	4	4	19	5	0	0	1	27
10	White, LaDarius	f	2-5	1-3	0-0	1	0	1	0	5	4	0	0	0	16
11	Saiz, Sebastian	f	1-3	0-0	1-2	3	6	9	2	3	1	1	1	1	20
13	Perez, Anthony	g	0-2	0-1	1-2	0	4	4	1	1	0	2	0	0	9
22	Henderson, Marshall	g	6-14	4-9	3-3	0	0	0	1	19	2	2	0	0	22
23	Coleby, Dwight	g	0-2	0-0	0-0	2	0	2	2	0	0	0	1	0	7
	Team					1	2	3							
	Totals		30-65	11-24	8-18	12	26	38	17	79	16	7	9	5	200

FG % 1st Half:	17-34	50.0%	2nd half:	13-31	41.9%	Game:	30-65	46.2%	Deadball
3FG % 1st Half:	8-12	66.7%	2nd half:	3-12	25.0%	Game:	11-24	45.8%	Rebounds
FT % 1st Half:	2-5	40.0%	2nd half:	6-13	46.2%	Game:	8-18	44.4%	5

Officials: Ted Valentine, Gerry Pollard, Don Dalry Technical fouls: Penn State-None. Ole Miss-None. Attendance: 3088 Barclays Center Classic Presented by Continental Tire All-Tournament Team: Obekpa (STJ), Frazier (PSU), Newbill (PSU) Millinghaus (MISS), Cox (MISS) Tournament MVP: Demarco Cox (MISS)

Score by periods	1st	2nd	Total
Penn State	39	37	76
Ole Miss	44	35	79

Points	In Paint	Off T/O	2nd Chance	Fast Break	Bench
PSU	34	12	9	6	11
MISS	24	9	9	3	28

Last FG - PSU 2nd-00:01, MISS 2nd-03:07. Largest lead - PSU by 7 2nd-13:29, MISS by 13 1st-11:44.

Score tied - 4 times. Lead changed - 8 times.

GAME-BY-GAME RECAPS

**Game 7 | Dec. 5, 2013**  
**Kansas State 61, Ole Miss 58**  
 Manhattan, Kan. | Bramlage Coliseum

**MANHATTAN, Kan.** - Junior Jarvis Summers scored 18 points and senior Marshall Henderson added 13 as the Rebels fell 61-58 to Kansas State in the Big 12/SEC Challenge on Thursday.

Marcus Foster and Thomas Gipson led Kansas State with 15 points each, and Marshall Henderson's go-ahead 3-point try with 2 seconds left missed, allowing the Wildcats to hang on for the victory.

Henderson's fade-away 3-pointer with 28.8 seconds left got the Rebels within 59-58, but Will Spradling made one of two free throws to give Kansas State a cushion.

Ole Miss raced the ball up court, and Derrick Millinghaus got the ball in the hands of Henderson, who let go with a tightly guarded 3-pointer from the wing that missed.

Henderson's only basket of the half came on a layup with 7:37 left to get Ole Miss within 19-18, but the Wildcats answered with a bucket and two free throws at the other end. When the Rebels pulled even at 25-all later in the half, Kansas State scored the next four points again.

Summers' basket just before the buzzer got the Rebels within 31-29 at the break.

The game remained tight throughout the second half, neither team able to create much separation. Henderson connected from deep with 5:37 left to knot the game 49-49. Sebastian Saiz's putback and Cox's basket in the paint gave the Rebels a four-point lead, their biggest to that point in the game.

The Wildcats slowly regained the lead from the foul line, despite making one of two on just about every trip, and Foster's 3-pointer with 1:22 remaining gave them a 57-3 lead.

Jones answered with a putback at the other end for Ole Miss, and Shane Southwell was there to pick up a loose ball and scoop in a basket for Kansas State to restore a 59-55 lead with 36 seconds left. Henderson let loose a 3-pointer that splashed through the net with 28.8 seconds remaining.

**Official Basketball Box Score -- Game Totals -- Final Statistics**  
**Ole Miss vs Kansas State**  
 12/5/13 8 p.m. CT at Manhattan, Kan. - Bramlage Coliseum

**Ole Miss 58 • 6-1**

#	Player	Total		3-Ptr		Rebounds			PF	TP	A	TO	Blk	Stl	Min
		FG-FGA	FG-FGA	FT-FTA	Off	Def	Tot								
34	Jones, Aaron	f	2-7	0-0	0-0	7	2	9	4	4	0	2	3	1	22
04	Cox, Demarco	c	3-5	0-0	3-4	0	3	3	4	9	0	0	1	1	21
01	Newby, Martavious	g	0-0	0-0	0-0	0	3	3	1	0	1	0	0	18	
03	Millinghaus, Derrick	g	3-10	0-2	0-2	2	0	2	1	6	3	1	1	2	25
32	Summers, Jarvis	g	6-9	1-1	5-8	0	1	1	3	18	1	5	2	1	31
10	White, LaDarius		2-4	0-1	0-0	0	3	3	2	4	1	1	0	0	19
11	Saiz, Sebastian		1-2	0-0	0-0	3	5	8	3	2	0	0	1	2	24
13	Perez, Anthony		1-2	0-1	0-0	0	2	2	4	2	1	1	0	0	12
22	Henderson, Marshall		4-18	2-13	3-4	0	2	2	3	13	1	2	0	0	26
23	Coleby, Dwight		0-1	0-0	0-0	0	1	1	1	0	0	0	1	0	2
Team					1		3		4						
Totals			22-58	3-18	11-18	13	25	38	26	58	7	13	9	7	200

FG % 1st Half: 12-28 42.9% 2nd half: 10-30 33.3% Game: 22-58 37.9%  
 3FG % 1st Half: 1-7 14.3% 2nd half: 2-11 18.2% Game: 3-18 16.7%  
 FT % 1st Half: 4-8 50.0% 2nd half: 7-10 70.0% Game: 11-18 61.1%

Deadball Rebounds 3

**Kansas State 61 • 5-3**

#	Player	Total		3-Ptr		Rebounds			PF	TP	A	TO	Blk	Stl	Min
		FG-FGA	FG-FGA	FT-FTA	Off	Def	Tot								
25	Iwundu, Wesley	f	2-6	0-0	6-12	4	6	10	2	10	2	2	0	0	38
42	Gipson, Thomas	f	6-7	0-0	3-4	1	5	6	3	15	0	3	2	0	32
01	Southwell, Shane	g	2-10	0-5	4-6	2	5	7	2	8	4	2	1	2	38
02	Foster, Marcus	g	5-16	2-6	3-6	1	4	5	4	15	2	5	2	1	37
55	Spradling, Will	g	2-5	2-3	1-2	1	3	4	4	7	1	1	0	0	21
11	Williams, Nino		0-1	0-0	0-0	0	0	0	0	0	0	0	0	0	2
12	Lawrence, Omari		0-0	0-0	0-0	0	0	0	0	0	0	1	0	0	2
23	Johnson, Nigel		2-6	0-2	2-4	2	3	5	2	6	3	0	0	1	22
50	Johnson, D.J.		0-1	0-0	0-0	2	0	2	0	0	0	1	0	0	8
Team					3		1		4						
Totals			19-52	4-16	19-34	16	27	43	17	61	12	15	5	4	200

FG % 1st Half: 11-30 36.7% 2nd half: 8-22 36.4% Game: 19-52 36.5%  
 3FG % 1st Half: 3-10 30.0% 2nd half: 1-6 16.7% Game: 4-16 25.0%  
 FT % 1st Half: 6-7 85.7% 2nd half: 13-27 48.1% Game: 19-34 55.9%

Deadball Rebounds 7

Officials: Doug Simmons, Don Daily, Keith Kimble  
 Technical fouls: Ole Miss-None. Kansas State-None.  
 Attendance: 11990

Score by periods	1st	2nd	Total
Ole Miss	29	29	58
Kansas State	31	30	61

	Points	In Paint	Off T/O	2nd Chance	Fast Break	Bench
UM	34	12	12	8	8	21
KS	22	11	11	11	11	6

Last FG - UM 2nd-00:29, KS 2nd-00:35.  
 Largest lead - UM by 4 2nd-04:18, KS by 5 1st-14:39.

Score tied - 5 times.  
 Lead changed - 6 times.

**Game 8 | Dec. 8, 2013**  
**No. 13 Oregon 115, Ole Miss 105 (OT)**  
 Oxford, Miss. | Tad Smith Coliseum

**OXFORD, Miss.** - Senior Marshall Henderson hit a school-record 10 3-pointers and poured in a career-high 39 points, but it wasn't enough as Ole Miss fell to No. 13 Oregon 115-105 in overtime Sunday.

Mike Moser scored 24 points, Johnathan Loyd added 23 points and 15 assists and the Oregon Ducks made almost every shot they tossed toward the basket Sunday. No. 13 Oregon outlasted Ole Miss 115-105 in an entertaining overtime game that featured 15 lead changes, 14 ties and some ridiculous 3-point shooting from the Rebels.

Marshall Henderson had a career-high 39 points for Ole Miss (6-2). The 6-foot-2 guard made 11 of 27 shots from the field, including 10 of 23 from 3-point range.

The final minute of regulation was wild, with Ole Miss hitting three difficult 3-pointers in the last 40 seconds to climb out of an 86-80 hole. Henderson made two with a hand in his face and then Jarvis Summers nailed an off-balance 22-footer to tie it at 89 with 0.8 seconds left.

The Rebels even had a chance to win in regulation after Oregon threw its inbounds pass out of bounds, but Henderson's last gasp 3-pointer clanged off the rim.

Six Oregon players scored in double figures during an entertaining game that stayed close throughout. The Ducks shot 38 of 65 (58.5 percent) percent from the field, including 11 of 18 (61.1 percent) from 3-point range. They also made 17 of 18 free throws (94.4 percent) in overtime.

Moser scored 22 of his 24 points after halftime as Oregon shot a blistering 18 of 26 (69.2 percent) in the second half and 4 of 6 (66.7 percent) in overtime.

**Official Basketball Box Score -- Game Totals -- Final Statistics**  
**Oregon vs Ole Miss**  
 12/8/13 4:00 p.m. at Oxford, Miss. (Tad Smith Coliseum)

**Oregon 115 • 8-0**

#	Player	Total		3-Ptr		Rebounds			PF	TP	A	TO	Blk	Stl	Min
		FG-FGA	FG-FGA	FT-FTA	Off	Def	Tot								
00	Moser, Mike	f	8-13	3-5	5-6	1	9	10	2	24	3	5	0	1	41
20	Austin, Waverly	c	0-0	0-0	0-0	0	0	0	4	0	0	0	0	0	6
03	Young, Joseph	g	7-13	4-4	1-2	2	2	4	5	19	3	1	0	2	36
10	Loyd, Johnathan	g	4-7	1-2	14-16	0	2	2	4	23	15	4	0	2	39
21	Dotson, Darnyeen	g	6-13	1-4	0-0	1	5	6	1	13	2	0	1	0	26
12	Calliste, Jason		3-6	2-3	5-6	0	3	3	3	13	2	0	0	1	31
13	Amardi, Richard		4-5	0-0	1-2	0	3	3	4	9	0	3	0	2	21
15	Abdul-Bassit, Jalil		0-0	0-0	0-0	0	0	0	0	0	0	1	0	0	3
23	Cook, Elgin		6-8	0-0	2-3	2	0	2	4	14	0	1	0	3	22
Team					0		4		4						
Totals			38-65	11-18	28-35	6	28	34	27	115	25	15	1	11	225

FG % 1st Half: 16-33 48.5% 2nd half: 18-26 69.2% OT: 4-6 66.7% Game: 38-65 58.5%  
 3FG % 1st Half: 3-9 33.3% 2nd half: 7-8 87.5% OT: 1-1 100.0% Game: 11-18 61.1%  
 FT % 1st Half: 2-4 50.0% 2nd half: 9-13 69.2% OT: 17-18 94.4% Game: 28-35 80.0%

Deadball Rebounds 7

**Ole Miss 105 • 6-2**

#	Player	Total		3-Ptr		Rebounds			PF	TP	A	TO	Blk	Stl	Min
		FG-FGA	FG-FGA	FT-FTA	Off	Def	Tot								
34	Jones, Aaron	f	3-5	0-1	0-0	7	2	9	3	6	1	0	2	1	39
04	Cox, Demarco	c	4-6	0-0	2-4	3	4	7	3	10	1	4	2	1	33
01	Newby, Martavious	g	0-0	0-0	0-1	0	2	2	0	0	1	0	0	0	15
03	Millinghaus, Derrick	g	3-7	1-2	8-12	1	4	5	5	15	3	2	0	1	25
32	Summers, Jarvis	g	4-12	2-3	2-2	0	1	1	4	12	4	1	0	0	27
10	White, LaDarius		4-8	2-4	5-5	0	1	1	2	15	4	8	0	0	25
11	Saiz, Sebastian		2-2	0-0	0-0	0	0	0	2	4	0	0	0	0	8
13	Perez, Anthony		0-3	0-2	4-4	2	0	2	5	4	1	3	1	1	17
22	Henderson, Marshall		11-27	10-23	7-10	0	2	2	4	39	2	0	0	0	36
Team					2		5		7						
Totals			31-70	15-35	28-38	15	21	36	28	105	17	18	5	4	225

FG % 1st Half: 14-31 45.2% 2nd half: 13-32 40.6% OT: 4-7 57.1% Game: 31-70 44.3%  
 3FG % 1st Half: 5-12 41.7% 2nd half: 6-17 35.3% OT: 4-6 66.7% Game: 15-35 42.9%  
 FT % 1st Half: 5-10 50.0% 2nd half: 19-20 95.0% OT: 4-8 50.0% Game: 28-38 73.7%

Deadball Rebounds 6

Officials: Joe Lindsay, Doug Simmons, Mike Nance  
 Technical fouls: Oregon-Amardi, Richard. Ole Miss-None.  
 Attendance: 8212

Score by periods	1st	2nd	OT	Total
Oregon	37	52	26	115
Ole Miss	38	51	16	105

GAME-BY-GAME RECAPS

**Game 9 | Dec. 14, 2013**  
**Ole Miss 72, Middle Tennessee 63**  
**Oxford, Miss. | Tad Smith Coliseum**

**OXFORD, Miss.** - Jarvis Summers scored 25 points and Marshall Henderson added 15, as Ole Miss edged Middle Tennessee 72-63 Saturday afternoon.

The Rebels (7-2) took a 61-60 lead on Henderson's 3-pointer with 5:33 remaining and never trailed again. Henderson hit another big 3-pointer with 28.7 seconds remaining to give Ole Miss an insurmountable 69-63 lead.

Henderson was vital late, but Summers was the main offensive option early. The 6-foot-3 junior had an efficient night, making 7 of 11 shots from the field, including 3 of 5 from 3-point range. He was also 8 of 11 on free throws.

Middle Tennessee (7-3) was led by Shawn Jones, who scored 18 points and grabbed 15 rebounds. Neiko Hunter also scored 18 points.

Kennedy juggled the starting lineup after a two-game losing skid to Kansas State and Oregon. Henderson started his first game of the season after coming off the bench in the previous seven. LaDarius White also started for just the second time this year and added 11 points.

But the Rebels didn't trail for long and pushed ahead 30-19 on Henderson's 3-pointer with 4:01 remaining in the first half. Ole Miss took a 37-30 lead into halftime.

Henderson had eight points at halftime — a fairly slow start considering his 39-point outburst against Oregon last week. But he also had four assists, including several nice passes as the Rebels pushed ahead.

Ole Miss built its lead to 40-30 by early in the second half before Middle Tennessee began a methodical comeback. The Blue Raiders took a 50-48 lead on Tweety Knight's layup with 10:28 left.

But the Rebels didn't panic, and Henderson's 3-pointer for the 61-60 lead sparked the offense. Summers scored on a layup on the next possession and the Blue Raiders couldn't respond until it was too late.

**Official Basketball Box Score -- Game Totals -- Final Statistics**  
**Middle Tennessee vs Ole Miss**  
**12/14/13 4 PM at Oxford, Miss./Tad Smith Coliseum**

**Middle Tennessee 63 • 7-3**

#	Player	Total			3-Ptr			Rebounds			PF	TP	A	TO	Blk	Stl	Min
		FG-FGA	FG-FGA	FT-FTA	FG-FGA	FG-FGA	FT-FTA	Off	Def	Tot							
01	HUNTER, Neiko	f	6-15	1-3	5-8	6	1	7	5	18	2	3	1	1		30	
12	JONES, Shawn	f	9-11	0-0	0-2	5	10	15	2	18	0	2	1	1		37	
30	UPSHAW, Reggie	f	1-5	0-2	0-0	0	1	1	3	2	0	0	0	0		13	
05	KNIGHT, Tweety	g	3-9	0-1	1-2	2	2	4	4	7	10	4	0	1		37	
24	HAMMONDS, Kerry	g	1-7	0-5	0-1	1	3	4	1	2	1	1	0	0		29	
03	PHILLIPS, Joshua	g	0-0	0-0	0-0	0	1	1	0	0	0	1	0	0		3	
10	RAYMOND, Jaqawn	g	2-4	2-3	2-2	0	4	4	2	8	1	3	1	0		15	
23	TARRANCE, Marcus	g	1-7	1-4	3-4	0	2	2	2	6	1	0	0	0		25	
42	ROZIER, Jacquez	g	1-2	0-0	0-2	2	1	3	2	2	0	0	0	0		11	
	Team					5	2	7									
	Totals		24-60	4-18	11-21	21	27	48	21	63	15	14	3	3		200	

FG % 1st Half:	11-24	45.8%	2nd half:	13-36	36.1%	Game:	24-60	40.0%	Deadball
3FG % 1st Half:	3-11	27.3%	2nd half:	1-7	14.3%	Game:	4-18	22.2%	Rebounds
FT % 1st Half:	5-11	45.5%	2nd half:	6-10	60.0%	Game:	11-21	52.4%	5

**Ole Miss 72 • 7-2**

#	Player	Total			3-Ptr			Rebounds			PF	TP	A	TO	Blk	Stl	Min
		FG-FGA	FG-FGA	FT-FTA	FG-FGA	FG-FGA	FT-FTA	Off	Def	Tot							
34	Jones, Aaron	f	4-7	0-0	2-5	1	3	4	4	10	0	0	2	2		25	
04	Cox, Demarco	c	2-6	0-0	1-2	4	2	6	2	5	0	2	2	1		31	
10	White, LaDarius	g	4-9	0-2	3-3	0	4	4	2	11	1	1	0	0		31	
22	Henderson, Marshall	g	4-11	4-9	3-4	1	1	2	2	15	5	0	0	1		28	
32	Summers, Jarvis	g	7-11	3-5	8-11	0	3	3	4	25	3	5	0	2		33	
01	Newby, Martavious	g	0-1	0-0	0-0	0	0	0	2	0	1	0	0	1		10	
03	Millinghaus, Derrick	g	1-5	0-2	0-0	0	2	2	0	2	3	0	0	2		13	
11	Saiz, Sebastian	g	1-1	0-0	1-2	0	4	4	2	3	0	0	1	1		25	
13	Perez, Anthony	g	0-0	0-0	1-2	0	1	1	0	1	0	0	0	0		4	
	Team					1	0	1									
	Totals		23-51	7-18	19-29	7	20	27	18	72	13	8	5	10		200	

FG % 1st Half:	13-28	46.4%	2nd half:	10-23	43.5%	Game:	23-51	45.1%	Deadball
3FG % 1st Half:	3-9	33.3%	2nd half:	4-9	44.4%	Game:	7-18	38.9%	Rebounds
FT % 1st Half:	8-11	72.7%	2nd half:	11-18	61.1%	Game:	19-29	65.5%	4

Officials: Ron Groover, Tim Gattis, Lee Cassell  
 Technical fouls: Middle Tennessee-None. Ole Miss-None.  
 Attendance: 6186

Score by periods	1st	2nd	Total
Middle Tennessee	30	33	63
Ole Miss	37	35	72

Last FG - MT 2nd-01:38, UM 2nd-00:05.  
 Largest lead - MT by 6 2nd-09:05, UM by 11 1st-04:08.

Points	In	Off	2nd	Fast	Bench
UM	Paint	T/O	Chance	Break	
MT	36	3	22	2	16
UM	26	8	12	6	

Score tied - 4 times.  
 Lead changed - 6 times.

**Game 10 | Dec. 18, 2013**  
**Ole Miss 75, Louisiana-Monroe 62**  
**Oxford, Miss. | Tad Smith Coliseum**

**OXFORD, Miss.** - Senior Marshall Henderson scored 26 points and sparked a decisive 14-1 surge in the opening three minutes of the second half Wednesday as Ole Miss defeated Louisiana-Monroe 75-62.

Ole Miss (8-2) used three consecutive 3-point shots from Henderson in the decisive run to build an insurmountable 51-34 lead with 16:52 left. Henderson finished 6 of 13 from 3-point range and added three rebounds and two steals.

LaDarius White added 13 points, seven rebounds and seven assists for the Rebels, who shot 22 of 54, 40.7 percent, from the field. The Rebels led 37-33 at halftime and by as many as 20 points in the second half.

Louisiana-Monroe (3-3) was led by Amos Olatayo and Tylor Ongwae with 17 and 12 points, respectively. The Warhawks out rebounded Ole Miss 45-33, including a game-high 11 rebounds from Jayon James.

Ole Miss built an 11-6 lead in the opening six minutes, highlighted by the first of Henderson's 3-pointers. Louisiana-Monroe pulled into a tie on two occasions, the final time at 25-25 on a three-point play by RJ McCray with 6:12 left in the half.

The Rebels led 37-33 at halftime, finishing on the third of Henderson's 3-point shots. Henderson had 14 first half points and added three rebounds, a steal and an assist. Olatayo and Ongwae had 11 and 10 points, respectively, for the Warhawks in the half.

Louisiana-Monroe never closed within 13 points again. The game's biggest lead came on a 3-pointer from Anthony Perez for a 62-42 cushion with 10:56 left. Derrick Millinghaus, Jarvis Summers and Perez had eight points apiece to complement a balanced Ole Miss output.

The Warhawks pulled down 20 offensive rebounds but struggled from the field, finishing 25 of 66, 37.9 percent, and had 17 turnovers.

Ole Miss, on the strength of Henderson's six long-range bombs, finished 10 of 25, 40 percent, from long range and 21 of 27, 77.8 percent, from the free-throw line.

**Official Basketball Box Score -- Game Totals -- Final Statistics**  
**Louisiana Monroe vs Ole Miss**  
**12/18/13 6 PM at Oxford, Miss./Tad Smith Coliseum**

**Louisiana Monroe 62 • 3-3**

#	Player	Total			3-Ptr			Rebounds			PF	TP	A	TO	Blk	Stl	Min
		FG-FGA	FG-FGA	FT-FTA	FG-FGA	FG-FGA	FT-FTA	Off	Def	Tot							
01	James, Jayon	f	4-11	0-0	1-3	5	6	11	4	9	5	1	0	3		26	
12	Ongwae, Tylor	f	4-9	2-4	2-2	0	2	2	2	12	0	2	2	0		21	
00	Williams, Marvin	c	1-8	0-0	0-0	2	0	2	3	2	2	3	0	1		25	
10	Olatayo, Amos	g	7-16	2-5	1-4	4	2	6	0	17	1	2	0	1		26	
11	Coppola, Nick	g	3-6	0-1	0-0	2	3	5	3	6	5	3	0	0		31	
02	Harvey, DeMondre	g	1-3	0-0	0-0	3	5	8	3	2	0	1	0	1		14	
04	McCray, RJ	g	1-3	0-0	1-1	0	1	1	1	3	1	1	1	1		9	
13	Amajoyi, Chinedu	g	0-0	0-0	0-0	0	0	0	0	0	0	0	1	0		1	
15	Kosztuta, Kyle	g	2-6	2-5	0-0	0	2	2	1	6	0	0	0	0		13	
23	Brown, Milliaun	g	1-1	0-0	0-0	1	2	3	0	2	0	2	0	1		15	
33	Grievess, Daniel	g	1-3	1-2	0-0	0	0	0	4	3	1	1	0	0		19	
	Team					3	2	5									
	Totals		25-66	7-17	5-10	20	25	45	21	62	15	17	3	8		200	

FG % 1st Half:	13-39	33.3%	2nd half:	12-27	44.4%	Game:	25-66	37.9%	Deadball
3FG % 1st Half:	4-9	44.4%	2nd half:	3-8	37.5%	Game:	7-17	41.2%	Rebounds
FT % 1st Half:	3-5	60.0%	2nd half:	2-5	40.0%	Game:	5-10	50.0%	2.1

**Ole Miss 75 • 8-2**

#	Player	Total			3-Ptr			Rebounds			PF	TP	A	TO	Blk	Stl	Min
		FG-FGA	FG-FGA	FT-FTA	FG-FGA	FG-FGA	FT-FTA	Off	Def	Tot							
34	Jones, Aaron	f	2-3	0-0	2-2	0	2	2	3	6	0	1	3	1		26	
04	Cox, Demarco	c	1-2	0-0	1-2	1	1	2	1	3	1	0	3	1		29	
10	White, LaDarius	g	4-8	0-2	5-7	0	7	7	2	13	7	1	0	3		30	
22	Henderson, Marshall	g	6-16	6-13	8-9	0	3	3	0	26	1	3	0	2		27	
32	Summers, Jarvis	g	3-9	1-4	1-1	0	4	4	2	8	4	4	0	1		29	
01	Newby, Martavious	g	0-1	0-0	0-0	1	1	2	1	0	1	1	0	0		3	
03	Millinghaus, Derrick	g	3-5	1-1	1-2	0	1	1	1	8	1	1	0	1		14	
11	Saiz, Sebastian	g	1-3	0-0	1-2	1	3	4	1	3	0	0	1	4		27	
13	Perez, Anthony	g	2-7	2-5	2-2	0	1	1	1	8	0	1	0	0		15	
	Team					6	1	7									
	Totals		22-54	10-25	21-27	9	24	33	11	75	15	12	7	13		200	

FG % 1st Half:	10-29	34.5%	2nd half:	12-25	48.0%	Game:	22-54	40.7%	Deadball
3FG % 1st Half:	4-13	30.8%	2nd half:	6-12	50.0%	Game:	10-25	40.0%	Rebounds
FT % 1st Half:	13-16	81.3%	2nd half:	8-11	72.7%	Game:	21-27	77.8%	3

Officials: Joe Lindsay, Doug Shows, James Breeding  
 Technical fouls: Louisiana Monroe-TEAM. Ole Miss-None.  
 Attendance: 6754

Score by periods	1st	2nd	Total
Louisiana Monroe	33	29	62
Ole Miss	37	38	75

Points	In	Off	2nd	Fast	Bench
UM	Paint	T/O	Chance	Break	
UM	36	17	13	10	16
UM	20	15	7	4	19

GAME-BY-GAME RECAPS

**Game 11 | Dec. 22, 2013**  
**Mercer 76, Ole Miss 73**  
**Oxford, Miss. | Tad Smith Coliseum**

**OXFORD, Miss.** - Jarvis Summers scored 21 points and Marshall Henderson added 18, including a 3-pointer to tie the game with 13 seconds left, but Mercer hit a 3-pointer at the buzzer for a 79-76 victory.

Mercer point guard Langston Hall hit a 3-point shot with 0.6 seconds remaining as the Bears erased a seven-point deficit in the final six minutes Sunday to defeat the Rebels.

Mercer (8-4) placed four players in double figures, led by Ike Nwamu with 24 points, and survived a furious Ole Miss rally that wiped out a 16-point second-half Mercer lead. Hall scored 17 points, added six assists and four rebounds.

Lawrence Brown and Jakob Gollon added 10 points apiece for Mercer, who led 41-29 at halftime. Ole Miss rallied to take a 67-60 lead with six minutes remaining, setting up the decisive surge by the Bears.

Ole Miss (8-3) was led by Jarvis Summers with 21 points, Marshall Henderson with 18 and Aaron Jones added 10. Henderson hit a three-point shot with 10 seconds left to set up the game-winner by Hall.

**Official Basketball Box Score -- Game Totals -- Final Statistics**  
**Mercer vs Ole Miss**  
**12/22/13 3 PM at Oxford, Miss./Tad Smith Coliseum**

**Mercer 79 • 8-4**

#	Player	Total			3-Ptr			Rebounds			PF	TP	A	TO	Blk	Stl	Min
		FG	FGA	FT	FTA	Off	Def	Total									
05	THOMAS, Bud	f	2-5	1-3	0-0	0	5	5	3	5	2	1	0	1	18		
20	GOLLOM, Jakob	f	3-9	0-3	4-5	3	4	7	1	10	1	4	0	2	36		
52	COURSEY, Daniel	f	1-3	0-0	2-2	1	2	3	4	4	0	1	2	0	21		
15	WHITE, Anthony Jr.	g	1-4	0-2	0-0	0	1	1	2	2	2	0	0	0	16		
21	HALL, Langston	g	4-10	4-8	5-6	2	2	4	3	17	6	4	0	0	37		
01	LEONARD, Phillip	g	2-6	0-1	3-4	0	1	1	1	7	0	0	0	0	13		
03	CANEVARI, Kevin	g	0-1	0-0	0-0	0	0	0	0	0	0	1	0	0	3		
10	NWAMU, Ike	g	9-16	1-2	5-7	0	2	2	5	24	1	2	0	1	31		
14	HALLICE, TJ	g	0-1	0-0	0-0	2	3	5	0	0	0	0	0	0	6		
34	BRYAN, Jibri	g	0-1	0-0	0-0	0	0	0	1	0	0	0	0	0	2		
45	BROWN, Monty	g	4-4	0-0	2-2	2	1	3	0	10	0	0	1	0	17		
<b>Team</b>																	
<b>Totals</b>			26-60	6-20	21-26	15	24	39	20	79	12	13	3	4	200		
FG % 1st Half: 13-29		44.8%	2nd half: 13-31		41.9%	Game: 26-60		43.3%	Deadball								
3FG % 1st Half: 1-7		14.3%	2nd half: 5-13		38.5%	Game: 6-20		30.0%	Rebounds						4		
FT % 1st Half: 14-17		82.4%	2nd half: 7-9		77.8%	Game: 21-26		80.8%									

**Ole Miss 76 • 8-3**

#	Player	Total			3-Ptr			Rebounds			PF	TP	A	TO	Blk	Stl	Min
		FG	FGA	FT	FTA	Off	Def	Total									
13	Perez, Anthony	f	1-2	1-2	0-2	0	2	2	2	3	0	3	0	1	18		
04	Cox, Demarco	c	3-7	0-0	3-4	4	2	6	3	9	1	1	2	1	22		
10	White, LaDarius	g	2-3	0-1	4-6	1	3	4	2	8	2	2	0	1	24		
22	Henderson, Marshall	g	5-16	4-14	4-7	0	1	1	4	18	3	4	1	0	31		
32	Summers, Jarvis	g	8-11	2-3	3-3	1	1	2	4	21	2	1	1	0	28		
03	Millinghaus, Derrick	g	1-9	0-4	1-1	0	3	3	1	3	6	0	0	1	23		
11	Saiz, Sebastian	g	2-4	0-0	0-0	7	4	11	2	4	0	1	2	0	20		
34	Jones, Aaron	g	5-9	0-0	0-0	2	4	6	1	10	0	1	3	0	34		
<b>Team</b>																	
<b>Totals</b>			27-61	7-24	15-23	15	20	35	19	76	14	13	9	4	200		
FG % 1st Half: 11-27		40.7%	2nd half: 16-34		47.1%	Game: 27-61		44.3%	Deadball								
3FG % 1st Half: 4-15		26.7%	2nd half: 3-9		33.3%	Game: 7-24		29.2%	Rebounds						3		
FT % 1st Half: 3-4		75.0%	2nd half: 12-19		63.2%	Game: 15-23		65.2%									

Officials: Antinio Petty, Mike Nance, Chuck Jones  
 Technical fouls: Mercer-None, Ole Miss-Henderson, Marshall.  
 Attendance: 7794

Score by periods	1st	2nd	Total
Mercer	41	38	79
Ole Miss	29	47	76

Last FG - MER 2nd-00:02, UM 2nd-00:13.  
 Largest lead - MER by 16 2nd-19:02, UM by 7 2nd-06:44.

Points	In	Off	2nd	Fast	Bench
	Paint	T/O	Chance	Break	
MERC	32	17	11	4	41
UM	36	8	14	6	17

Score tied - 4 times.  
 Lead changed - 4 times.

**Game 12 | Dec. 22, 2013**  
**Ole Miss 79, Western Kentucky 74**  
**Bowling Green, Ky. | Diddle Arena**

**BOWLING, GREEN, Ky.** - Junior Jarvis Summers scored 24 points and senior Marshall Henderson added 23 points as Ole Miss erased a 14-point deficit to down Western Kentucky 79-74 on the road Monday.

Henderson hit seven 3-pointers for the Rebels(9-3), which has won three of its last four games. Sebastian Saiz recorded 11 points and seven rebounds for the Rebels, who shot 56.3 percent from beyond the arc.

T.J. Price poured in a game-high 26 points for Western Kentucky (8-5), which could not overcome 18 turnovers. George Fant recorded his first double-double of the campaign, notching 13 points and 14 boards while Trency Jackson netted 11 points for the Hilltoppers.

Western Kentucky made its first four 3-pointers of the game to go up by seven before pushing the lead to 26-13 after Price's triple midway through the first half. Henderson led all scorers with 12 points in the opening 20 minutes as Ole Miss closed out the first half on a 24-7 run to take a 39-36 edge into the break.

Summers scored eight straight points to give the Rebels a 65-62 advantage before Price snapped a field-goal drought of over five minutes for the Hilltoppers to even it. Henderson hit two clutch 3-pointers down the stretch to put the Rebels ahead 72-67 as the Rebels handed Western Kentucky its first home loss of the season.

**Official Basketball Box Score -- Game Totals -- Final Statistics**  
**Ole Miss vs WKU**  
**12/30/13 7:00 PM at Bowling Green, Ky. (E.A. Diddle Arena)**

**Ole Miss 79 • 9-3**

#	Player	Total			3-Ptr			Rebounds			PF	TP	A	TO	Blk	Stl	Min
		FG	FGA	FT	FTA	Off	Def	Total									
11	Saiz, Sebastian	f	4-6	0-0	3-8	2	5	7	5	11	2	3	1	2	25		
04	Cox, Demarco	c	3-5	0-0	0-1	1	2	3	5	6	0	1	0	1	18		
10	White, LaDarius	g	3-11	0-1	1-2	0	5	5	1	7	3	1	0	1	26		
22	Henderson, Marshall	g	7-15	7-13	2-2	0	4	4	1	23	1	1	0	1	33		
32	Summers, Jarvis	g	7-11	2-2	8-10	1	2	3	1	24	3	0	0	2	34		
03	Millinghaus, Derrick	g	2-7	0-0	0-0	0	1	1	2	4	1	0	0	1	15		
13	Perez, Anthony	g	1-2	0-0	0-0	2	1	3	0	2	0	2	0	0	12		
23	Coleby, Dwight	g	0-1	0-0	0-0	0	0	0	1	0	0	2	2	0	9		
34	Jones, Aaron	g	0-2	0-0	2-2	2	5	7	3	2	1	1	2	1	28		
<b>Team</b>																	
<b>Totals</b>			27-60	9-16	16-25	9	26	35	19	79	11	11	5	9	200		
FG % 1st Half: 14-27		51.9%	2nd half: 13-33		39.4%	Game: 27-60		45.0%	Deadball								
3FG % 1st Half: 5-8		62.5%	2nd half: 4-8		50.0%	Game: 9-16		56.3%	Rebounds						4		
FT % 1st Half: 6-10		60.0%	2nd half: 10-15		66.7%	Game: 16-25		64.0%									

**WKU 74 • 8-5**

#	Player	Total			3-Ptr			Rebounds			PF	TP	A	TO	Blk	Stl	Min
		FG	FGA	FT	FTA	Off	Def	Total									
11	Adeoye, Aaron	f	1-6	0-0	2-2	2	3	5	4	4	2	3	1	2	20		
44	Fant, George	f	3-5	0-0	7-10	2	12	14	3	13	2	0	0	0	28		
03	Jackson, Trency	g	4-14	3-7	0-1	2	1	3	4	11	2	3	1	0	33		
10	Dickerson, Caden	g	1-1	0-0	0-0	0	1	1	1	2	0	1	0	0	9		
52	Price, T.J.	g	7-14	6-10	6-8	1	4	5	2	26	3	3	0	0	38		
00	Hulsey, Payton	g	0-1	0-0	0-0	1	0	1	3	0	1	3	0	0	13		
12	Harris, Brandon	g	2-4	1-3	0-0	1	4	5	1	5	1	0	0	0	11		
14	Lawson, Ben	g	0-0	0-0	0-0	0	0	0	0	0	0	1	0	0	2		
20	Rostov, Aleksej	g	2-3	0-1	1-2	1	2	3	1	5	0	0	1	0	19		
51	Harrison-Docks, C.	g	2-8	2-7	2-2	0	2	2	1	8	5	3	0	0	27		
<b>Team</b>																	
<b>Totals</b>			22-56	12-28	18-25	12	29	41	20	74	16	17	3	2	200		
FG % 1st Half: 12-30		40.0%	2nd half: 10-26		38.5%	Game: 22-56		39.3%	Deadball								
3FG % 1st Half: 7-13		53.8%	2nd half: 5-15		33.3%	Game: 12-28		42.9%	Rebounds						3		
FT % 1st Half: 5-6		83.3%	2nd half: 13-19		68.4%	Game: 18-25		72.0%									

Officials: Raymond Natili, Chuck Jones, John Hampton  
 Technical fouls: Ole Miss-None, WKU-None.  
 Attendance: 7523

Score by periods	1st	2nd	Total
Ole Miss	39	40	79
WKU	36	38	74

GAME-BY-GAME RECAPS

**Game 13 | Jan. 4, 2014**  
**Dayton 83, Ole Miss 80 (OT)**  
**Oxford, Miss. | Tad Smith Coliseum**

**OXFORD, Miss.** - Jarvis Summers scored a career-high 29 points, but Dayton banked in a 3-pointer at the buzzer to knock off Ole Miss 83-80 in overtime Saturday.

Devin Oliver, 11 of 14 from the field, including 3 of 4 from three-point range, took the decisive shot at the top of the key, far behind the 3-point line. Oliver, who added seven rebounds and five assists, scored the final seven points of regulation play for the Flyers to force overtime at 73-73.

Dayton (12-3) rallied from an 80-76 overtime deficit in the final minute of overtime to tie it at 80 on a jumper and layup from Dyshawn Pierre and Kyle Davis, respectively. Ole Miss (9-4) turned it over with five seconds remaining on an illegal screen from Sebastian Saiz.

The Flyers turned to Oliver, who had misfired on a pair of early-season opportunities. Oliver managed to shake free for the straight-away shot that banked through cleanly. Ole Miss had an unsuccessful desperation heave at the buzzer.

It was the second consecutive home defeat for the Rebels (9-4) in the final second within a week. Mercer's Langston Hall hit a 3-point shot with 0.6 remaining to give the Bears a 79-76 win over Ole Miss on Sunday.

Oliver's decisive shot came from the same spot on the court.

Soochie Smith and Pierre had 11 points each while Matt Kavanaugh and Vee Sanford added 10 points apiece for the Flyers. Dayton shot 31 of 65 (47.7 percent) from the field, including 11 of 28 (39.3 percent) from 3-point range.

Ole Miss was led by Summers with 29 points, hitting 9 of 15 from the field and 10 of 12 from the free throw line. Marshall Henderson had 15 points, all in the second half while Aaron Jones added 10 points.

The Rebels led 31-28 at halftime and finished 24 of 54 from the field and 28 of 36 (78 percent) from the free throw line.

**Official Basketball Box Score -- Game Totals -- Final Statistics**  
**Dayton vs Ole Miss**  
**1/4/14 7 PM at Oxford, Miss./Tad Smith Coliseum**

**Dayton 83 • 12-3**

#	Player	Total FG-FGA	3-Ptr FG-FGA	FT-FTA	Rebounds			PF	TP	A	TO	Blk	Stl	Min	
					Off	Def	Tot								
05	OLIVER, Devin	f 11-14	3-4	1-3	4	3	7	2	26	5	0	0	0	39	
21	PIERRE, Dyshawn	f 3-7	1-3	4-8	3	4	7	2	11	2	3	0	0	36	
40	SCOTT, Devon	f 0-0	0-0	0-0	1	0	1	4	0	1	2	0	0	12	
00	PRICE, Khari	f 1-2	1-2	0-0	0	1	1	3	3	2	1	0	0	19	
24	SIBERT, Jordan	g 2-10	0-0	2-2	0	1	1	4	8	3	2	0	0	20	
03	DAVIS, Kyle	f 1-1	0-0	0-0	0	1	1	0	2	0	0	0	0	1	
11	SMITH, Soochie	g 4-9	3-5	0-1	1	3	4	1	11	2	4	0	0	26	
12	ROBINSON, Jalen	g 0-0	0-0	2-2	0	2	2	0	2	0	0	1	0	7	
12	POLLARD, Kendall	g 0-1	0-0	0-0	0	0	0	2	0	0	0	0	0	2	
25	GAVRILOVIC, Alex	g 0-0	0-0	0-1	1	1	2	0	0	0	0	0	0	2	
35	KAVANAUGH, Matt	g 5-7	0-0	0-1	3	2	5	4	10	2	1	1	1	31	
43	SANFORD, Vee	g 4-14	1-6	1-2	1	2	3	3	10	3	2	1	3	30	
Team					4	3	7								
Totals		31-65	11-28	10-20	19	22	41	25	83	20	15	3	4	225	

FG % 1st Half:	10-27	37.0%	2nd half:	18-31	58.1%	OT:	3-7	42.9%	Game:	31-65	47.7%	Deadball Rebounds	
3FG % 1st Half:	5-14	35.7%	2nd half:	5-12	41.7%	OT:	1-2	50.0%	Game:	11-28	39.3%	2	
FT % 1st Half:	3-6	50.0%	2nd half:	4-10	40.0%	OT:	3-4	75.0%	Game:	10-20	50.0%		

**Ole Miss 80 • 9-4**

#	Player	Total FG-FGA	3-Ptr FG-FGA	FT-FTA	Rebounds			PF	TP	A	TO	Blk	Stl	Min	
					Off	Def	Tot								
11	Saiz, Sebastian	f 2-5	0-0	2-3	3	8	11	3	6	0	4	2	1	28	
04	Cox, Demarco	c 2-3	0-0	2-4	4	2	6	2	6	1	1	2	1	23	
10	White, LaDarius	g 1-7	0-2	0-0	0	0	0	0	2	1	1	0	1	14	
22	Henderson, Marshall	g 3-9	2-8	7-9	0	1	1	2	15	2	1	0	1	32	
32	Summers, Jarvis	g 9-15	1-2	10-12	1	1	2	1	29	4	3	1	0	38	
01	Newby, Martavius	f 1-2	0-0	0-0	1	2	3	2	0	0	0	0	1	15	
03	Millinghaus, Derrick	g 2-6	1-2	2-2	0	1	1	1	7	4	0	0	0	24	
13	Perez, Anthony	g 0-1	0-0	0-0	0	0	0	2	0	1	0	0	1	12	
23	Coleby, Dwight	g 0-0	0-0	3-4	0	1	1	2	3	0	1	0	0	4	
34	Jones, Aaron	g 4-6	0-0	2-2	3	4	7	3	10	0	2	0	1	35	
Team					2	3	5								
Totals		24-54	4-14	28-36	14	23	37	19	80	13	13	5	7	225	

FG % 1st Half:	8-24	33.3%	2nd half:	14-24	58.3%	OT:	2-6	33.3%	Game:	24-54	44.4%	Deadball Rebounds	
3FG % 1st Half:	1-7	14.3%	2nd half:	3-6	50.0%	OT:	0-1	0.0%	Game:	4-14	28.6%	2	
FT % 1st Half:	14-18	77.8%	2nd half:	11-14	78.6%	OT:	3-4	75.0%	Game:	28-36	77.8%		

Officials: Pat Adams, Will Washington, John Healy  
 Technical fouls: Dayton-None. Ole Miss-None.  
 Attendance: 7035

Score by periods	1st	2nd	OT	Total
Dayton	28	45	10	83
Ole Miss	31	42	7	80

Last FG - UD OT-00.04, UM OT-01.11.  
 Largest lead - UD by 6 2nd-13:03, UM by 5 2nd-08:18.

Score tied - 12 times.  
 Lead changed - 12 times.

**Game 14 | Jan. 9, 2014**  
**Ole Miss 65, Auburn 62**  
**Oxford, Miss. | Tad Smith Coliseum**

**OXFORD, Miss.** - Junior Aaron Jones posted 12 points, 7 boards, 5 blocked shots and 5 steals as Ole Miss edged Auburn 65-62 in the SEC opener on Thursday night.

Derrick Millinghaus scored 16 points, Jarvis Summers added 14 and Ole Miss won its second-straight SEC opener.

Ole Miss has won five straight in the series against the Tigers. The Rebels won despite being out rebounded 40-30 and giving up 19 offensive rebounds.

Auburn (8-4) was led by Chris Denson's 28 points while KT Harrell added 11. Harrell missed a 3-pointer that could have tied the game on the final possession.

The loss snapped the Tigers' four-game winning streak.

It was quickly apparent that the Rebels would miss Marshall Henderson's scoring ability -- especially from the perimeter. Ole Miss did enough to take a 31-28 halftime lead, but lost it early in the second half after a stretch of just two points in seven minutes.

Auburn's backcourt of Harrell and Denson ranked one-two in the SEC in scoring coming into Thursday's game, but foul trouble kept Harrell off the floor for a big chunk of the second half, so the offensive load fell to Denson.

The 6-foot-2 guard responded brilliantly, pouring in points from all over the court, though he missed his final five shots in a 10-of-25 performance. The problem was he didn't have much help.

That allowed the Rebels to stay close. Ole Miss pushed ahead on back-to-back buckets by Jones -- one on a 15-foot jumper and the other on a dunk -- to give the Rebels a 62-57 lead with 1:42 remaining.

Jones also had a huge block with 25 seconds left, swatting away Malcolm Canada's layup attempt that would have made it a one-possession game.

Ole Miss' offensive performance without Henderson was a mixed bag. The Rebels were 7 of 14 (50 percent) from 3-point range, but just 12 of 21 (57.1 percent) on free throws.

**Official Basketball Box Score -- Game Totals -- Final Statistics**  
**Auburn vs Ole Miss**  
**1/9/14 6 PM at Oxford, Miss./ Tad Smith Coliseum**

**Auburn 62 • 8-4 (0-1)**

#	Player	Total FG-FGA	3-Ptr FG-FGA	FT-FTA	Rebounds			PF	TP	A	TO	Blk	Stl	Min	
					Off	Def	Tot								
02	Payne, Allen	f 2-5	0-0	0-0	2	5	7	0	4	1	0	0	2	26	
00	Dixon-Tatum, Asaiah	c 4-6	0-0	0-0	5	1	6	5	8	1	1	2	0	23	
01	HARRELL, KT	g 2-9	2-6	5-5	1	1	2	3	11	3	5	0	1	27	
03	Denson, Chris	g 10-25	3-9	5-10	1	4	5	3	28	0	5	0	1	35	
13	Shamsid-Deen, Tahj	g 1-3	0-1	0-0	0	3	3	5	2	0	0	0	0	17	
11	Wade, Dion	g 2-3	2-3	0-0	0	1	1	0	6	4	0	1	2	13	
21	Canada, Malcolm	g 0-2	0-0	0-0	2	2	4	1	0	1	1	1	1	22	
31	Gricianus, Benas	g 0-0	0-0	0-0	0	0	0	0	0	0	0	0	0	1	
32	Griffin, Chris	g 1-3	1-3	0-0	4	3	7	2	3	1	3	1	0	20	
41	Atewe, Matthew	g 0-0	0-0	0-0	2	0	2	1	0	0	3	0	0	16	
Team					2	1	3								
Totals		22-56	8-22	10-15	19	21	40	20	62	13	18	5	7	200	

FG % 1st Half:	10-24	41.7%	2nd half:	12-32	37.5%	Game:	22-56	39.3%	Deadball Rebounds	
3FG % 1st Half:	4-8	50.0%	2nd half:	4-14	28.6%	Game:	8-22	36.4%		
FT % 1st Half:	4-7	57.1%	2nd half:	6-8	75.0%	Game:	10-15	66.7%		

**Ole Miss 65 • 10-4 (1-0)**

#	Player	Total FG-FGA	3-Ptr FG-FGA	FT-FTA	Rebounds			PF	TP	A	TO	Blk	Stl	Min	
					Off	Def	Tot								
34	Jones, Aaron	f 5-10	0-0	2-3	4	3	7	3	12	2	1	5	5	32	
04	Cox, Demarco	c 1-3	0-0	2-4	1	3	4	1	4	0	0	0	0	26	
03	Millinghaus, Derrick	g 5-11	2-5	4-5	0	1	1	2	16	3	1	0	3	35	
10	White, LaDarius	g 2-4	2-3	4-8	1	2	3	2	10	2	1	1	1	21	
32	Summers, Jarvis	g 6-17	2-5	0-1	1	1	2	1	14	4	3	0	0	37	
01	Newby, Martavius	f 1-3	0-0	0-0	2	0	2	2	2	1	2	0	1	18	
11	Saiz, Sebastian	g 0-2	0-0	0-0	0	2	2	1	0	1	0	0	0	13	
23	Coleby, Dwight	g 1-1	0-0	0-0	0	0	0	0	2	1	0	1	0	9	
24	Joesaar, Janari	g 2-2	1-1	0-0	2	1	3	1	5	0	1	0	0	9	
Team					2	4	6								
Totals		23-53	7-14	12-21	13	17	30	13	65	14	9	7	10	200	

FG % 1st Half:	12-31	38.7%	2nd half:	11-22	50.0%	Game:	23-53	43.4%	Deadball Rebounds	
3FG % 1st Half:	4-10	40.0%	2nd half:	3-4	75.0%	Game:	7-14	50.0%		
FT % 1st Half:	3-4	75.0%	2nd half:	9-17	52.9%	Game:	12-21	57.1%		

Officials: Anthony Jordan, Joe Lindsay, Rick Hartzell  
 Technical fouls: Auburn-None. Ole Miss-None.  
 Attendance: 6355

Score by periods	1st	2nd	Total
Auburn	28	34	62
Ole Miss	31	34	65

Last FG - AU 2nd-01:26, UM 2nd-01:48.  
 Largest lead - AU by 5 1st-08:28, UM by 7 1st-13:29.

Score tied - 10 times.  
 Lead changed - 11 times.

GAME-BY-GAME RECAPS

**Game 15 | Jan. 11, 2014**  
**Mississippi State 76, Ole Miss 72**  
**Starkville, Miss. | Humphrey Coliseum**

**STARKVILLE, Miss.** - Jarvis Summers scored 23 points and LaDarius White added 16, but Ole Miss fell to Mississippi State 76-72 on the road..

Mississippi State's Roquez Johnson shot 7 of 11 from the field on a variety of impressive moves around the basket. Craig Sword was 0 of 7 from the field, but was 15 of 18 on free throws.

Mississippi State led 43-36 at halftime, but Ole Miss rallied to push ahead 58-54 by midway through the second half.

Summers shot a 3-pointer that tied the game at 72 with 1:19 remaining. But Mississippi State scored the final four points at the free-throw line to seal the win.

Mississippi State was helped by a huge 42-12 advantage on free-throw attempts. The Bulldogs made 28 of 42 (66.7 percent).

Mississippi State and Ole Miss both shot 13 of 32 (40.6 percent) from the field in the first half, but the Bulldogs built their lead thanks to a 21-5 advantage in free-throw attempts and the Rebels' 11 turnovers.

Derrick Millinghaus made three early 3s and Summers added two from long range to keep Ole Miss close in the first half. Then the Rebels went on a 12-0 run over a 4-minute span midway through the second half that turned a 54-46 deficit into a 58-54 lead.

The Ole Miss bench was crucial during that span. Anthony Perez made five straight points and also blocked a shot while Dwight Coleby grabbed an offensive rebound and slammed it home.

**Official Basketball Box Score -- Game Totals -- Final Statistics**  
**Ole Miss vs Mississippi State**  
**01-11-14 3 p.m. at Starkville, Miss. (Humphrey Coliseum)**

**Ole Miss 72 • 10-5, 1-1**

#	Player	Total			3-Ptr			Rebounds			PF	TP	A	TO	Blk	Stl	Min
		FG-FGA	FG-FGA	FT-FTA	Off	Def	Tot	Off	Def	Tot							
34	Jones, Aaron	f	2-7	0-1	0-0	5	4	9	5	4	0	2	1	0	0	21	
04	Cox, Demarco	c	0-0	0-0	1-2	0	2	2	1	1	0	0	0	0	1	10	
03	Millinghaus, Derrick	g	5-17	3-10	2-2	0	7	7	3	15	4	3	0	1	37		
10	White, LaDarius	g	6-11	3-6	1-2	0	4	4	2	16	3	1	0	3	31		
32	Summers, Jarvis	g	7-15	3-7	6-6	0	4	4	3	23	2	4	0	0	31		
01	Newby, Martavious	f	1-2	0-1	0-0	2	2	4	2	2	1	1	1	1	12		
11	Saiz, Sebastian	f	2-4	0-0	0-0	3	4	7	3	4	0	3	0	0	17		
13	Perez, Anthony	g	2-8	1-4	0-0	4	2	6	4	5	1	2	1	0	21		
23	Coleby, Dwight	g	1-5	0-0	0-0	1	0	1	1	2	0	0	1	0	17		
24	Joesaar, Janari	g	0-0	0-0	0-0	0	1	1	0	0	0	0	0	0	3		
	Team					1	1	2									
	Totals		26-69	10-29	10-12	16	31	47	24	72	11	16	4	6	200		

FG % 1st Half:	13-32	40.6%	2nd half:	13-37	35.1%	Game:	26-69	37.7%	Deadball
3FG % 1st Half:	6-13	46.2%	2nd half:	4-16	25.0%	Game:	10-29	34.5%	Rebounds
FT % 1st Half:	4-5	80.0%	2nd half:	6-7	85.7%	Game:	10-12	83.3%	2

**Mississippi State 76 • 11-4, 1-1**

#	Player	Total			3-Ptr			Rebounds			PF	TP	A	TO	Blk	Stl	Min
		FG-FGA	FG-FGA	FT-FTA	Off	Def	Tot	Off	Def	Tot							
03	Colin Borchert	f	5-11	3-6	1-2	1	4	5	2	14	1	0	3	0	30		
20	Gavin Ware	f	3-8	0-0	0-0	1	8	9	4	6	0	0	0	0	21		
01	Fred Thomas	g	2-9	1-7	1-2	0	2	2	2	6	3	1	1	0	26		
15	I.J. Ready	g	4-6	0-1	2-2	0	2	2	0	10	4	1	0	1	25		
32	Craig Sword	g	0-7	0-3	15-18	1	4	5	2	15	4	3	2	7	34		
04	Trivante Bloodman	g	1-3	0-2	3-6	0	2	2	1	5	3	2	0	2	21		
11	Jacoby Davis	f	0-2	0-1	0-0	1	0	1	0	0	0	0	0	0	7		
13	Tevin Moore	f	0-1	0-1	0-0	0	0	0	0	0	0	0	0	0	5		
24	Tyson Cunningham	g	0-0	0-0	0-0	0	0	0	0	0	1	0	0	0	4		
25	Roquez Johnson	g	7-11	0-0	6-12	3	4	7	2	20	1	2	0	1	27		
	Team					3	1	4									
	Totals		22-58	4-21	28-42	10	27	37	13	76	17	9	6	11	200		

FG % 1st Half:	13-32	40.6%	2nd half:	9-26	34.6%	Game:	22-58	37.9%	Deadball
3FG % 1st Half:	4-12	33.3%	2nd half:	0-9	0.0%	Game:	4-21	19.0%	Rebounds
FT % 1st Half:	13-21	61.9%	2nd half:	15-21	71.4%	Game:	28-42	66.7%	9

Officials: Doug Shows, Ed Fehr, Tony Henderson  
 Technical fouls: Ole Miss-None, Mississippi State-None.  
 Attendance: 8841

Score by periods	1st	2nd	Total
Ole Miss	36	36	72
Mississippi State	43	33	76

**Game 16 | Jan. 15, 2014**  
**Ole Miss 88, LSU 74 (OT)**  
**Oxford, Miss. | Tad Smith Coliseum**

**Oxford, Miss. (AP)**- Marshall Henderson scored 25 points and Ole Miss out-scored LSU 19-5 in overtime to run past the Tigers 88-74.

Henderson started slowly, but scored 19 points after halftime. He made a crucial 3-pointer midway through overtime that gave the Rebels.

Ole Miss went on an 11-0 run to start overtime for an insurmountable 80-69 lead. Freshman Sebastian Saiz added a career-high 20 points on 8-of-11 shooting from the field. Aaron Jones had 13 points, 13 rebounds and two blocks.

Jarvis Summers scored 20 for the Rebels, including a 15-foot jumper with 30 seconds remaining in regulation to tie the game at 69. LSU's Anthony Hickey missed a jumper with 4 seconds left in regulation that would have won the game.

Andre Stringer scored 23 points for LSU. He led a Tigers bench that combined for 40 points. Shavon Coleman added 15 points and Jarell Martin 14.

Ole Miss has won six of the last seven against LSU.

LSU jumped out to an early 14-6 lead, and the Rebels' lethargic play combined with some unfriendly whistles from the officials drew the wrath of Kennedy.

He earned a rare technical foul after Demarco Cox was called for a foul, and the Rebels responded to Kennedy's scathing sideline commentary with a 25-11 run over the next 10 minutes. Ole Miss led 35-32 at halftime.

The 6-foot-9, 233-pound Saiz was dominant in the first half, playing his best basketball of the season. He was 6 of 7 for 12 points, finishing on an array of dunks and smooth moves by the rim.

LSU countered with Stringer, who scored 10 points in the first half. Then the 5-foot-10 guard -- a Jackson, Miss., native -- single-handedly helped the Tigers leap past the Rebels early in the second half by making three 3-pointers in less than 2 minutes.

**Official Basketball Box Score -- Game Totals -- Final Statistics**  
**LSU vs Ole Miss**  
**1/15/14 8 PM at Oxford, Miss./Tad Smith Coliseum**

**LSU 74 • 10-5, 1-2 SEC**

#	Player	Total			3-Ptr			Rebounds			PF	TP	A	TO	Blk	Stl	Min
		FG-FGA	FG-FGA	FT-FTA	Off	Def	Tot	Off	Def	Tot							
02	O'BRYANT III, Johnny	f	1-5	0-0	4-5	3	2	5	5	6	1	2	1	1	30		
05	COLEMAN, Shavon	f	5-13	2-8	3-6	1	6	7	4	15	2	3	1	1	36		
25	MICKEY, Jordan	f	1-5	0-0	0-1	3	2	5	1	2	1	0	7	0	41		
01	MORGAN, Malik	g	4-16	1-7	2-4	0	5	5	3	11	7	1	0	3	31		
24	STRINGER, Andre	g	0-2	0-1	0-0	0	1	1	3	0	1	0	0	1	4		
10	STRINGER, Andre	g	7-10	5-8	4-4	0	2	2	4	23	3	4	0	2	34		
11	HAMMINK, Shane	f	1-1	0-0	0-0	1	1	2	0	2	0	1	0	0	14		
12	MARTIN, Jarell	f	5-12	0-2	4-6	3	4	7	2	14	0	2	0	2	28		
31	ODO, John	g	0-0	0-0	0-0	0	0	0	0	0	0	0	0	0	1		
55	QUARTERMAN, Tim	g	0-1	0-0	1-4	0	0	2	0	1	0	2	0	0	6		
	Team					4	1	5									
	Totals		24-65	8-26	18-30	15	26	41	22	74	15	15	9	10	225		

FG % 1st Half:	11-27	40.7%	2nd half:	11-28	39.3%	OT:	2-10	20.0%	Game:	24-65	36.9%	Deadball
3FG % 1st Half:	3-8	37.5%	2nd half:	4-11	36.4%	OT:	1-7	14.3%	Game:	8-26	30.8%	Rebounds
FT % 1st Half:	7-12	58.3%	2nd half:	11-18	61.1%	OT:	0-0	0.0%	Game:	18-30	60.0%	4

**Ole Miss 88 • 11-5, 2-1 SEC**

#	Player	Total			3-Ptr			Rebounds			PF	TP	A	TO	Blk	Stl	Min
		FG-FGA	FG-FGA	FT-FTA	Off	Def	Tot	Off	Def	Tot							
13	Perez, Anthony	f	0-2	0-0	0-0	0	0	1	2	0	1	1	0	1	15		
34	Jones, Aaron	f	6-12	1-3	0-0	6	7	13	2	13	1	0	2	0	35		
10	White, LaDarius	g	2-6	1-3	2-4	0	7	7	4	7	1	2	0	1	34		
22	Henderson, Marshall	g	7-16	6-12	5-5	1	0	1	4	25	7	4	0	1	38		
32	Summers, Jarvis	g	4-11	2-2	10-10	0	4	4	2	20	8	6	0	3	38		
01	Newby, Martavious	g	0-0	0-0	0-0	0	0	0	0	0	0	0	0	1	0		
03	Millinghaus, Derrick	g	0-4	0-2	1-2	0	0	0	0	1	2	0	0	0	15		
04	Cox, Demarco	g	1-3	0-0	0-1	1	2	3	1	2	0	0	0	0	9		
11	Saiz, Sebastian	g	8-11	0-0	4-5	2	7	9	3	20	2	1	2	1	34		
23	Coleby, Dwight	g	0-0	0-0	0-0	0	0	0	0	0	0	0	0	0	6		
	Team					5	6	11	1								
	Totals		28-65	10-22	22-27	15	34	49	20	88	22	14	5	7	225		

FG % 1st Half:	11-33	33.3%	2nd half:	12-26	46.2%	OT:	5-6	83.3%	Game:	28-65	43.1%	Deadball
3FG % 1st Half:	4-10	40.0%	2nd half:	5-11	45.5%	OT:	1-1	100.0%	Game:	10-22	45.5%	Rebounds
FT % 1st Half:	9-12	75.0%	2nd half:	5-5	100.0%	OT:	8-10	80.0%	Game:	22-27	81.5%	1

Officials: Pat Adams, John Hampton, Doug Simons  
 Technical fouls: LSU-None, Ole Miss-TEAM.  
 Attendance: 7884

Score by periods	1st	2nd	OT	Total
LSU	32	37	5	74
Ole Miss	35	34	19	88

	In	Off	2nd	Fast	Bench
Points	Paint	T/O	Chance	Break	
LSU	28	22	19	8	40
UM	30	13	20	3	23

Last FG - LSU OT-00:02, UM OT-00:09.  
 Largest lead - LSU by 9 1st-13:46, UM by 16 OT-00:09.

Score tied - 9 times.  
 Lead changed - 17 times.

GAME-BY-GAME RECAPS

**Game 17 | Jan. 18, 2014**  
**Ole Miss 75, South Carolina 74**  
**Columbia, S.C. | Colonial Life Arena**

**COLUMBIA, S.C. (AP)** - Anthony Perez scored a career-high 22 points, including a go-ahead 3-pointer with 2:02 remaining as Ole Miss erased a 12-point deficit and held on to defeat South Carolina 75-74 Saturday.

Marshall Henderson had 16 of his 19 points in the second half for the Rebels (12-5, 3-1 Southeastern Conference), who rallied after falling behind 39-27 early on the second half. Ole Miss still trailed 66-61 after Duane Notice's two jumpers with four minutes left.

That's when Henderson drove right of the lane for a basket and got fouled for a three-point play. Perez tied the game with two foul shots on Ole Miss' next possession. Perez followed a minute later with a three to put the Rebels ahead for good, 71-68.

South Carolina (7-10, 0-4) closed to 75-74 and had possession with 1.8 seconds left, but Sindarius Thornwell's 3-point heave was off the mark. Thornwell led the Gamecocks with 24 points.

Perez bettered his career mark of 14, set against Mississippi Valley State in November.

Henderson was held to 1-of-8 shooting in the opening half, yet made his points count - and put on a show - in the second half. When he hit the last of his three 3-pointers to put Ole Miss ahead 48-47, Henderson dragged his finger across the floor like a match on his way to the bench.

Jarvis Summers added 19 points for the Rebels.

Henderson had a 3-pointer early as the Rebels led 12-4 in the first six minutes. They were still ahead 18-12 on Summers' basket when the Gamecocks found their game.

Michael Carrera had a three-point play and two foul shots as part of 12-1 run to move in front. The Gamecocks kept up the pace, especially on defense as Ole Miss missed five shots and committed seven of its 11 first-half turnovers during a six-minute stretch.

**Official Basketball Box Score -- Game Totals -- Final Statistics**  
**Ole Miss vs South Carolina**  
**1/18/14 4:30 p.m. at Columbia, S.C. (Colonial Life Arena)**

**Ole Miss 75 • 12-5, 3-1 SEC**

#	Player	Total			Rebounds			PF	TP	A	TO	Blk	Stl	Min	
		FG-FGA	3-Ptr	FT-FTA	Off	Def	Tot								
11	Saiz, Sebastian	f	1-1	0-0	0-0	3	1	4	5	2	0	3	2	0	15
34	Jones, Aaron	f	2-3	0-0	0-0	1	1	2	5	4	0	0	4	0	15
10	White, LaDarius	g	1-7	0-4	1-2	0	2	2	0	3	1	1	1	0	13
22	Henderson, Marshall	g	5-17	3-12	6-7	0	3	3	1	19	0	2	0	3	36
32	Summers, Jarvis	g	5-9	0-0	9-13	0	3	3	3	19	6	4	0	1	32
01	Newby, Martavious		2-2	0-0	0-0	0	3	3	1	4	0	1	1	2	14
03	Millinghaus, Derrick		0-0	0-0	0-0	0	3	3	1	0	1	4	0	0	11
04	Cox, Demarco		0-0	0-0	0-1	0	3	3	5	0	0	2	2	3	29
13	Perez, Anthony		5-9	2-5	10-12	2	2	4	4	22	1	3	0	3	30
23	Coleby, Dwight		0-1	0-0	2-2	0	1	1	2	2	0	0	0	0	5
Team						2	1	3							
Totals			21-49	5-21	28-37	8	23	31	27	75	9	20	10	12	200

FG % 1st Half:	9-26	34.6%	2nd half:	12-23	52.2%	Game:	21-49	42.9%	Deadball
3FG % 1st Half:	2-10	20.0%	2nd half:	3-11	27.3%	Game:	5-21	23.8%	Rebounds
FT % 1st Half:	7-11	63.6%	2nd half:	21-26	80.8%	Game:	28-37	75.7%	6,3

**South Carolina 74 • 7-10, 0-4 SEC**

#	Player	Total			Rebounds			PF	TP	A	TO	Blk	Stl	Min	
		FG-FGA	3-Ptr	FT-FTA	Off	Def	Tot								
14	CHATKEVICIUS, L.	f	6-7	0-0	0-0	2	1	3	4	12	0	4	2	1	21
32	RINGER, Desmond	f	0-3	0-0	2-2	0	1	1	3	2	1	0	0	0	12
00	THORNWELL, Sindarius	g	7-16	4-7	6-10	5	6	11	3	24	4	5	2	1	37
01	WILLIAMS, Brenton	g	0-10	0-6	9-9	0	2	2	2	9	1	2	0	1	33
10	NOTICE, Duane	g	2-5	0-2	0-1	0	3	3	4	4	4	4	0	0	20
05	SHAW, Jaylen		2-5	2-5	3-4	0	3	3	4	9	3	3	0	1	24
20	MCKIE, Justin		0-0	0-0	0-0	0	0	0	0	0	0	0	0	0	1
21	HENRY, Demetrius		1-2	0-0	0-3	1	0	1	3	2	1	0	0	2	16
24	CARRERA, Michael		2-8	0-1	4-6	4	2	6	4	8	1	2	0	3	22
25	KACINAS, Mindaugas		2-4	0-0	0-1	2	2	4	2	4	0	1	1	0	14
Team						4	2	6							
Totals			22-60	6-21	24-36	18	22	40	29	74	15	21	5	9	200

FG % 1st Half:	12-32	37.5%	2nd half:	10-28	35.7%	Game:	22-60	36.7%	Deadball
3FG % 1st Half:	3-9	33.3%	2nd half:	3-12	25.0%	Game:	6-21	28.6%	Rebounds
FT % 1st Half:	10-12	83.3%	2nd half:	14-24	58.3%	Game:	24-36	66.7%	6,1

Officials: Antinio Petty, Mark Whitehead, Jeff Smith  
 Technical fouls: Ole Miss-None. South Carolina-NOTICE, Duane.  
 Attendance: 14302

Score by periods	1st	2nd	Total
Ole Miss	27	48	75
South Carolina	37	37	74

Points	In	Off	2nd	Fast	Bench
Paint	Paint	T/O	Chance	Break	
OM	28	19	10	6	28
SC	30	19	11	6	23

Last FG - OM 2nd-02:04, SC 2nd-04:26.  
 Largest lead - OM by 8 1st-14:33, SC by 12 1st-01:27.  
 Score tied - 9 times.  
 Lead changed - 12 times.

**2013-14 Ole Miss Rebel Basketball**  
**Ole Miss Combined Team Statistics (as of Jan 18, 2014)**  
**All games**

<b>RECORD:</b>	<b>OVERALL</b>	<b>HOME</b>	<b>AWAY</b>	<b>NEUTRAL</b>
ALL GAMES	12-5	7-3	3-2	2-0
CONFERENCE	3-1	2-0	1-1	0-0
NON-CONFERENCE	9-4	5-3	2-1	2-0

#	Player	gp-gs	min	avg	Total		3-Point		F-Throw		Rebounds				pf	dq	a	to	blk	stl	pts	avg
					fg-fga	fg%	3fg-fga	3fg%	ft-fta	ft%	off	def	tot	avg								
22	Henderson,Marshall	14-7	399	28.5	75-208	.361	62-162	.383	57-72	.792	3	22	25	1.8	24	0	32	23	1	18	269	19.2
32	Summers,Jarvis	17-17	500	29.4	96-186	.516	31-58	.534	84-107	.785	7	39	46	2.7	46	0	62	46	6	14	307	18.1
03	Millinghaus,Derrick	17-9	401	23.6	58-160	.363	18-58	.310	35-54	.648	3	36	39	2.3	24	1	46	23	1	20	169	9.9
10	White,LaDarius	17-10	377	22.2	42-113	.372	11-44	.250	31-45	.689	3	52	55	3.2	25	0	41	28	3	13	126	7.4
34	Jones,Aaron	17-14	478	28.1	49-104	.471	1-5	.200	18-27	.667	56	63	119	7.0	50	2	7	14	45	17	117	6.9
04	Cox,Demarco	17-15	394	23.2	39-70	.557	0-0	.000	28-52	.538	36	58	94	5.5	43	2	6	16	22	14	106	6.2
13	Perez,Anthony	16-2	259	16.2	24-65	.369	12-34	.353	30-43	.698	12	30	42	2.6	37	1	9	24	10	10	90	5.6
11	Saiz,Sebastian	17-3	338	19.9	35-69	.507	0-0	.000	18-30	.600	42	64	106	6.2	42	2	8	20	18	13	88	5.2
24	Joesaar,Janari	5-0	19	3.8	5-7	.714	2-3	.667	0-0	.000	3	4	7	1.4	2	0	0	2	0	2	12	2.4
01	Newby,Martavious	15-8	207	13.8	12-23	.522	1-4	.250	8-15	.533	10	27	37	2.5	23	0	17	7	5	14	33	2.2
00	Martin,Jerron	2-0	7	3.5	1-2	.500	1-1	1.000	0-0	.000	0	0	0	0.0	2	0	1	0	0	0	3	1.5
23	Coleby,Dwight	12-0	94	7.8	5-14	.357	0-0	.000	7-12	.583	5	5	10	0.8	18	0	2	8	10	1	17	1.4
05	Peeper,Cade	2-0	2	1.0	0-0	.000	0-0	.000	0-0	.000	0	1	1	0.5	0	0	0	0	0	0	0	0.0
Team											36	32	68	1								
Total.....		17	3475		441-1021	.432	139-369	.377	316-457	.691	216	433	649	38.2	337	8	231	211	121	136	1337	78.6
Opponents.....		17	3475		411-1020	.403	122-362	.337	278-427	.651	245	443	688	40.5	363	-	245	254	65	102	1222	71.9

<b>TEAM STATISTICS</b>	<b>UM</b>	<b>OPP</b>	<b>Date</b>	<b>Opponent</b>	<b>Score</b>	<b>Att.</b>
SCORING	1337	1222	11/8/13	TROY	w 69-54	6809
Points per game	78.6	71.9	11/16/13	at Coastal Carolina Uni	w 72-70	3241
Scoring margin	+6.8	-	11/22/13	MISSISSIPPI VALLEY	w 111-82	6267
FIELD GOALS-ATT	441-1021	411-1020	11/26/13	NORTH CAROLINA A&T	w 84-50	6511
Field goal pct	.432	.403	11/29/13	vs Georgia Tech	w 77-67	0
3 POINT FG-ATT	139-369	122-362	11/30/13	vs Penn State	w 79-76	3088
3-point FG pct	.377	.337	12/5/13	at Kansas State	L 58-61	11990
3-pt FG made per game	8.2	7.2	12/8/13	OREGON	Lot 105-115	8212
FREE THROWS-ATT	316-457	278-427	12/14/13	MIDDLE TENNESSEE	w 72-63	6186
Free throw pct	.691	.651	12/18/13	LOUISIANA MONROE	w 75-62	5754
F-Throws made per game	18.6	16.4	12/22/13	MERCER	L 76-79	7794
REBOUNDS	649	688	12/30/13	at WKU	w 79-74	7523
Rebounds per game	38.2	40.5	1/4/14	DAYTON	Lot 80-83	7035
Rebounding margin	-2.3	-	* 1/9/14	AUBURN	w 65-62	6355
ASSISTS	231	245	* 01-11-14	at Mississippi State	L 72-76	8841
Assists per game	13.6	14.4	* 1/15/14	LSU	Wot 88-74	7884
TURNOVERS	211	254	* 1/18/14	at South Carolina	w 75-74	14302
Turnovers per game	12.4	14.9	* = Conference game			
Turnover margin	+2.5	-				
Assist/turnover ratio	1.1	1.0				
STEALS	136	102				
Steals per game	8.0	6.0				
BLOCKS	121	65				
Blocks per game	7.1	3.8				
ATTENDANCE	68807	48985				
Home games-Avg/Game	10-6881	5-9179				
Neutral site-Avg/Game	-	2-1544				

<b>Score by Periods</b>	<b>1st</b>	<b>2nd</b>	<b>OT</b>	<b>Totals</b>
Ole Miss	615	680	42	1337
Opponents	557	624	41	1222

**2013-14 Ole Miss Rebel Basketball**  
**Ole Miss Combined Team Statistics (as of Jan 18, 2014)**  
**Conference games**

<b>RECORD:</b>	<b>OVERALL</b>	<b>HOME</b>	<b>AWAY</b>	<b>NEUTRAL</b>
ALL GAMES	3-1	2-0	1-1	0-0
CONFERENCE	3-1	2-0	1-1	0-0
NON-CONFERENCE	0-0	0-0	0-0	0-0

##	Player	gp-gs	min	avg	Total		3-Point		F-Throw		Rebounds				pf	dq	a	to	blk	stl	pts	avg
					fg-fga	fg%	3fg-fga	3fg%	ft-fta	ft%	off	def	tot	avg								
22	Henderson, Marshall	2-2	74	37.0	12-33	.364	9-24	.375	11-12	.917	1	3	4	2.0	5	0	7	6	0	4	44	22.0
32	Summers, Jarvis	4-4	138	34.5	22-52	.423	7-14	.500	25-30	.833	1	12	13	3.3	9	0	20	17	0	4	76	19.0
13	Perez, Anthony	3-1	66	22.0	7-19	.368	3-9	.333	10-12	.833	6	5	11	3.7	10	0	3	6	1	4	27	9.0
10	White, LaDarius	4-4	99	24.8	11-28	.393	6-16	.375	8-16	.500	1	15	16	4.0	8	0	7	5	2	5	36	9.0
34	Jones, Aaron	4-4	103	25.8	15-32	.469	1-4	.250	2-3	.667	16	15	31	7.8	15	2	3	3	12	5	33	8.3
03	Millinghaus, Derrick	4-2	98	24.5	10-32	.313	5-17	.294	7-9	.778	0	11	11	2.8	6	0	10	8	0	4	32	8.0
11	Saiz, Sebastian	4-1	79	19.8	11-18	.611	0-0	.000	4-5	.800	8	14	22	5.5	12	1	3	7	4	1	26	6.5
24	Joesaar, Janari	2-0	12	6.0	2-2	1.000	1-1	1.000	0-0	.000	2	2	4	2.0	1	0	0	1	0	0	5	2.5
01	Newby, Martavious	4-0	45	11.3	4-7	.571	0-1	.000	0-0	.000	4	5	9	2.3	5	0	2	4	3	4	8	2.0
04	Cox, Demarco	4-2	74	18.5	2-6	.333	0-0	.000	3-8	.375	2	10	12	3.0	8	1	0	2	2	4	7	1.8
23	Coleby, Dwight	4-0	37	9.3	2-7	.286	0-0	.000	2-2	1.000	1	1	2	0.5	4	0	1	0	2	0	6	1.5
Team											10	12	22		1							
Total.....		4	825		98-236	.415	32-86	.372	72-97	.742	52	105	157	39.2	84	4	56	59	26	35	300	75.0
Opponents.....		4	825		90-239	.377	26-90	.289	80-123	.650	62	96	158	39.5	84	-	60	63	25	37	286	71.5

<b>TEAM STATISTICS</b>	<b>UM</b>	<b>OPP</b>	<b>Date</b>	<b>Opponent</b>	<b>Score</b>	<b>Att.</b>
SCORING	300	286	* 1/9/14	AUBURN	W 65-62	6355
Points per game	75.0	71.5	* 01-11-14	at Mississippi State	L 72-76	8841
Scoring margin	+3.5	-	* 1/15/14	LSU	Wot 88-74	7884
FIELD GOALS-ATT	98-236	90-239	* 1/18/14	at South Carolina	W 75-74	14302
Field goal pct	.415	.377	* = Conference game			
3 POINT FG-ATT	32-86	26-90				
3-point FG pct	.372	.289				
3-pt FG made per game	8.0	6.5				
FREE THROWS-ATT	72-97	80-123				
Free throw pct	.742	.650				
F-Throws made per game	18.0	20.0				
REBOUNDS	157	158				
Rebounds per game	39.2	39.5				
Rebounding margin	-0.2	-				
ASSISTS	56	60				
Assists per game	14.0	15.0				
TURNOVERS	59	63				
Turnovers per game	14.8	15.8				
Turnover margin	+1.0	-				
Assist/turnover ratio	0.9	1.0				
STEALS	35	37				
Steals per game	8.8	9.3				
BLOCKS	26	25				
Blocks per game	6.5	6.3				
ATTENDANCE	14239	23143				
Home games-Avg/Game	2-7120	2-11572				
Neutral site-Avg/Game	-	0-0				

<b>Score by Periods</b>	<b>1st</b>	<b>2nd</b>	<b>OT</b>	<b>Totals</b>
Ole Miss	129	152	19	300
Opponents	140	141	5	286

**2013-14 Ole Miss Rebel Basketball**  
**Ole Miss Team Game-by-Game (as of Jan 18, 2014)**  
**All games**

TEAM STATISTICS

Opponent	Date	Score		Total		3-Pointers		Free throws		Rebounds				pf	a	t/o	blk	stl	pts	avg
				fg-fga	pct	3fg-fga	pct	ft-fta	pct	off	def	tot	avg							
TROY	11/8/13	69-54	W	25-72	.347	6-28	.214	13-23	.565	26	27	53	53.0	23	11	12	5	8	69	69.0
at Coastal Carolina Uni	11/16/13	72-70	W	20-50	.400	8-19	.421	24-40	.600	6	35	41	47.0	20	10	15	9	9	72	70.5
MISSISSIPPI VALLEY	11/22/13	111-82	W	36-71	.507	9-19	.474	30-38	.789	18	28	46	46.7	13	17	11	8	10	111	84.0
NORTH CAROLINA A&T	11/26/13	84-50	W	29-57	.509	10-22	.455	16-24	.667	8	25	33	43.2	19	19	9	9	9	84	84.0
vs Georgia Tech	11/29/13	77-67	W	27-62	.435	8-21	.381	15-21	.714	12	28	40	42.6	21	12	10	10	6	77	82.6
vs Penn State	11/30/13	79-76	W	30-65	.462	11-24	.458	8-18	.444	12	26	38	41.8	17	16	7	9	5	79	82.0
at Kansas State	12/5/13	58-61	L	22-58	.379	3-18	.167	11-18	.611	13	25	38	41.3	26	7	13	9	7	58	78.6
OREGON	12/8/13	105-115	Lot	31-70	.443	15-35	.429	28-38	.737	15	21	36	40.6	28	17	18	5	4	105	81.9
MIDDLE TENNESSEE	12/14/13	72-63	W	23-51	.451	7-18	.389	19-29	.655	7	20	27	39.1	18	13	8	5	10	72	80.8
LOUISIANA MONROE	12/18/13	75-62	W	22-54	.407	10-25	.400	21-27	.778	9	24	33	38.5	11	15	12	7	13	75	80.2
MERCER	12/22/13	76-79	L	27-61	.443	7-24	.292	15-23	.652	15	20	35	38.2	19	14	13	9	4	76	79.8
at WKU	12/30/13	79-74	W	27-60	.450	9-16	.563	16-25	.640	9	26	35	37.9	19	11	11	5	9	79	79.8
DAYTON	1/4/14	80-83	Lot	24-54	.444	4-14	.286	28-36	.778	14	23	37	37.8	19	13	13	5	7	80	79.8
AUBURN	1/9/14	65-62	W	23-53	.434	7-14	.500	12-21	.571	13	17	30	37.3	13	14	9	7	10	65	78.7
at Mississippi State	01-11-14	72-76	L	26-69	.377	10-29	.345	10-12	.833	16	31	47	37.9	24	11	16	4	6	72	78.3
LSU	1/15/14	88-74	Wot	28-65	.431	10-22	.455	22-27	.815	15	34	49	38.6	20	22	14	5	7	88	78.9
at South Carolina	1/18/14	75-74	W	21-49	.429	5-21	.238	28-37	.757	8	23	31	38.2	27	9	20	10	12	75	78.6
Ole Miss		1337		441-1021	.432	139-369	.377	316-457	.691	216	433	649	38.2	337	231	211	121	136	1337	78.6
Opponents		1222		411-1020	.403	122-362	.337	278-427	.651	245	443	688	40.5	363	245	254	65	102	1222	71.9

Games played: 17  
Points/game: 78.6  
FG Pct: 43.2  
3FG Pct: 37.7  
FT Pct: 69.1

Rebounds/game: 38.2  
Assists/game: 13.6  
Turnovers/game: 12.4  
Assist/turnover ratio: 1.1  
Steals/game: 8.0  
Blocks/game: 7.1

**2013-14 Ole Miss Rebel Basketball**  
**Ole Miss Opponent Game-by-Game (as of Jan 18, 2014)**  
**All games**

OPPONENT STATISTICS

Opponent	Date	Score		Total		3-Pointers		Free throws		Rebounds				pf	a	t/o	blk	stl	pts	avg
				fg-fga	pct	3fg-fga	pct	ft-fa	pct	off	def	tot	avg							
TROY	11/8/13	69-54	W	17-49	.347	4-17	.235	16-25	.640	10	28	38	38.0	21	9	15	1	3	54	54.0
at Coastal Carolina Uni	11/16/13	72-70	W	26-70	.371	5-27	.185	13-24	.542	14	34	48	43.0	28	10	12	4	7	70	62.0
MISSISSIPPI VALLEY	11/22/13	111-82	W	30-69	.435	12-24	.500	10-15	.667	13	24	37	41.0	28	14	16	3	4	82	68.7
NORTH CAROLINA A&T	11/26/13	84-50	W	12-47	.255	4-17	.235	22-29	.759	13	24	37	40.0	20	8	21	3	3	50	64.0
vs Georgia Tech	11/29/13	77-67	W	23-63	.365	7-20	.350	14-22	.636	15	27	42	40.4	16	14	12	2	7	67	64.6
vs Penn State	11/30/13	79-76	W	28-59	.475	9-22	.409	11-18	.611	9	28	37	39.8	15	15	9	6	5	76	66.5
at Kansas State	12/5/13	58-61	L	19-52	.365	4-16	.250	19-34	.559	16	27	43	40.3	17	12	15	5	4	61	65.7
OREGON	12/8/13	105-115	Lot	38-65	.585	11-18	.611	28-35	.800	6	28	34	39.5	27	25	15	1	11	115	71.9
MIDDLE TENNESSEE	12/14/13	72-63	W	24-60	.400	4-18	.222	11-21	.524	21	27	48	40.4	21	15	14	3	3	63	70.9
LOUISIANA MONROE	12/18/13	75-62	W	25-66	.379	7-17	.412	5-10	.500	20	25	45	40.9	21	15	17	3	8	62	70.0
MERCER	12/22/13	76-79	L	26-60	.433	6-20	.300	21-26	.808	15	24	39	40.7	20	12	13	3	4	79	70.8
at WKU	12/30/13	79-74	W	22-56	.393	12-28	.429	18-25	.720	12	29	41	40.8	20	16	17	3	2	74	71.1
DAYTON	1/4/14	80-83	Lot	31-65	.477	11-28	.393	10-20	.500	19	22	41	40.8	25	20	15	3	4	83	72.0
AUBURN	1/9/14	65-62	W	22-56	.393	8-22	.364	10-15	.667	19	21	40	40.7	20	13	18	5	7	62	71.3
at Mississippi State	01-11-14	72-76	L	22-58	.379	4-21	.190	28-42	.667	10	27	37	40.5	13	17	9	6	11	76	71.6
LSU	1/15/14	88-74	Wot	24-65	.369	8-26	.308	18-30	.600	15	26	41	40.5	22	15	15	9	10	74	71.8
at South Carolina	1/18/14	75-74	W	22-60	.367	6-21	.286	24-36	.667	18	22	40	40.5	29	15	21	5	9	74	71.9
Opponents		1222		411-1020	.403	122-362	.337	278-427	.651	245	443	688	40.5	363	245	254	65	102	1222	71.9
Ole Miss		1337		441-1021	.432	139-369	.377	316-457	.691	216	433	649	38.2	337	231	211	121	136	1337	78.6

Games played: 17  
Points/game: 71.9  
FG Pct: 40.3  
3FG Pct: 33.7  
FT Pct: 65.1

Rebounds/game: 40.5  
Assists/game: 14.4  
Turnovers/game: 14.9  
Assist/turnover ratio: 1.0  
Steals/game: 6.0  
Blocks/game: 3.8

**2013-14 Ole Miss Rebel Basketball**  
**Ole Miss Individual Game-by-Game (as of Jan 18, 2014)**  
**All games**

**#00 Martin,Jerron**

Opponent	Date	gs	min	Total		3-Pointers		Free throws		Rebounds				pf	a	t/o	blk	stl	pts	avg
				fg-fga	pct	3fg-fga	pct	ft-fta	pct	off	def	tot	avg							
MISSISSIPPI VALLEY	11/22/13		3	0-1	.000	0-0	.000	0-0	.000	0	0	0	0.0	0	0	0	0	0	0	0.0
NORTH CAROLINA A&T	11/26/13		4	1-1	1.000	1-1	1.000	0-0	.000	0	0	0	0.0	2	1	0	0	0	3	1.5
<b>Totals</b>		<b>0</b>	<b>7</b>	<b>1-2</b>	<b>.500</b>	<b>1-1</b>	<b>1.000</b>	<b>0-0</b>	<b>.000</b>	<b>0</b>	<b>0</b>	<b>0</b>	<b>0.0</b>	<b>2</b>	<b>1</b>	<b>0</b>	<b>0</b>	<b>0</b>	<b>3</b>	<b>1.5</b>

Games played: 2  
 Minutes/game: 3.5  
 Points/game: 1.5  
 FG Pct: 50.0  
 3FG Pct: 100.0

Assists/game: 0.5  
 Assist/turnover ratio: 99.9

**#01 Newby,Martavious**

Opponent	Date	gs	min	Total		3-Pointers		Free throws		Rebounds				pf	a	t/o	blk	stl	pts	avg
				fg-fga	pct	3fg-fga	pct	ft-fta	pct	off	def	tot	avg							
TROY	11/8/13	*	20	1-4	.250	0-2	.000	3-4	.750	2	3	5	5.0	2	1	1	0	3	5	5.0
at Coastal Carolina Uni	11/16/13	*	11	0-0	.000	0-0	.000	0-2	.000	0	1	1	3.0	1	2	0	0	1	0	2.5
MISSISSIPPI VALLEY	11/22/13	*	21	2-3	.667	0-0	.000	4-6	.667	1	4	5	3.7	2	4	0	1	2	8	4.3
NORTH CAROLINA A&T	11/26/13	*	18	1-2	.500	0-0	.000	1-2	.500	0	2	2	3.3	1	2	0	1	2	3	4.0
vs Georgia Tech	11/29/13	*	13	1-1	1.000	0-0	.000	0-0	.000	1	1	2	3.0	3	2	0	0	0	2	3.6
vs Penn State	11/30/13	*	18	2-2	1.000	1-1	1.000	0-0	.000	0	3	3	3.0	2	1	0	0	0	5	3.8
at Kansas State	12/5/13	*	18	0-0	.000	0-0	.000	0-0	.000	0	3	3	3.0	1	0	1	0	0	0	3.3
OREGON	12/8/13	*	15	0-0	.000	0-0	.000	0-1	.000	0	2	2	2.9	0	1	0	0	0	0	2.9
MIDDLE TENNESSEE	12/14/13		10	0-1	.000	0-0	.000	0-0	.000	0	0	0	2.6	2	1	0	0	1	0	2.6
LOUISIANA MONROE	12/18/13		3	0-1	.000	0-0	.000	0-0	.000	1	1	2	2.5	1	1	1	0	0	0	2.3
DAYTON	1/4/14		15	1-2	.500	0-0	.000	0-0	.000	1	2	3	2.5	3	0	0	0	1	2	2.3
AUBURN	1/9/14		18	1-3	.333	0-0	.000	0-0	.000	2	0	2	2.5	2	1	2	0	1	2	2.3
at Mississippi State	01-11-14		12	1-2	.500	0-1	.000	0-0	.000	2	2	4	2.6	2	1	1	1	1	2	2.2
LSU	1/15/14		1	0-0	.000	0-0	.000	0-0	.000	0	0	0	2.4	0	0	0	1	0	0	2.1
at South Carolina	1/18/14		14	2-2	1.000	0-0	.000	0-0	.000	0	3	3	2.5	1	0	1	1	2	4	2.2
<b>Totals</b>		<b>8</b>	<b>207</b>	<b>12-23</b>	<b>.522</b>	<b>1-4</b>	<b>.250</b>	<b>8-15</b>	<b>.533</b>	<b>10</b>	<b>27</b>	<b>37</b>	<b>2.5</b>	<b>23</b>	<b>17</b>	<b>7</b>	<b>5</b>	<b>14</b>	<b>33</b>	<b>2.2</b>

Games played: 15  
 Minutes/game: 13.8  
 Points/game: 2.2  
 FG Pct: 52.2  
 3FG Pct: 25.0  
 FT Pct: 53.3

Rebounds/game: 2.5  
 Assists/game: 1.1  
 Turnovers/game: 0.5  
 Assist/turnover ratio: 2.4  
 Steals/game: 0.9  
 Blocks/game: 0.3

**2013-14 Ole Miss Rebel Basketball**  
**Ole Miss Individual Game-by-Game (as of Jan 18, 2014)**  
**All games**

**#03 Millinghaus, Derrick**

Opponent	Date	gs	min	Total		3-Pointers		Free throws		Rebounds				pf	a	t/o	blk	stl	pts	avg	
				fg-fga	pct	3fg-fga	pct	ft-fta	pct	off	def	tot	avg								
TROY	11/8/13	*	26	5-15	.333	1-7	.143	2-5	.400	0	0	0	0.0	2	1	3	0	2	13	13.0	
at Coastal Carolina Uni	11/16/13	*	30	4-10	.400	2-5	.400	2-5	.400	0	5	5	2.5	2	2	2	0	0	12	12.5	
MISSISSIPPI VALLEY	11/22/13	*	25	8-14	.571	1-3	.333	4-6	.667	0	2	2	2.3	2	3	2	0	3	21	15.3	
NORTH CAROLINA A&T	11/26/13		24	5-11	.455	3-6	.500	3-3	1.000	0	2	2	2.3	1	4	0	0	0	16	15.5	
vs Georgia Tech	11/29/13	*	29	5-13	.385	1-1	1.000	5-6	.833	0	3	3	2.4	1	2	2	0	1	16	15.6	
vs Penn State	11/30/13	*	30	6-16	.375	2-6	.333	0-1	.000	0	1	1	2.2	0	3	2	0	2	14	15.3	
at Kansas State	12/5/13	*	25	3-10	.300	0-2	.000	0-2	.000	2	0	2	2.1	1	3	1	1	2	6	14.0	
OREGON	12/8/13	*	25	3-7	.429	1-2	.500	8-12	.667	1	4	5	2.5	5	3	2	0	1	15	14.1	
MIDDLE TENNESSEE	12/14/13		13	1-5	.200	0-2	.000	0-0	.000	0	2	2	2.4	0	3	0	0	2	2	12.8	
LOUISIANA MONROE	12/18/13		14	3-5	.600	1-1	1.000	1-2	.500	0	1	1	2.3	0	1	1	0	1	8	12.3	
MERCER	12/22/13		23	1-9	.111	0-4	.000	1-1	1.000	0	3	3	2.4	1	6	0	0	1	3	11.5	
at WKU	12/30/13		15	2-7	.286	0-0	.000	0-0	.000	0	1	1	2.3	2	1	0	0	1	4	10.8	
DAYTON	1/4/14		24	2-6	.333	1-2	.500	2-2	1.000	0	1	1	2.2	1	4	0	0	0	7	10.5	
AUBURN	1/9/14	*	35	5-11	.455	2-5	.400	4-5	.800	0	1	1	2.1	2	3	1	0	3	16	10.9	
at Mississippi State	01-11-14	*	37	5-17	.294	3-10	.300	2-2	1.000	0	7	7	2.4	3	4	3	0	1	15	11.2	
LSU	1/15/14		15	0-4	.000	0-2	.000	1-2	.500	0	0	0	2.3	0	2	0	0	0	1	10.6	
at South Carolina	1/18/14		11	0-0	.000	0-0	.000	0-0	.000	0	3	3	2.3	1	1	4	0	0	0	9.9	
<b>Totals</b>			<b>9</b>	<b>401</b>	<b>58-160</b>	<b>.363</b>	<b>18-58</b>	<b>.310</b>	<b>35-54</b>	<b>.648</b>	<b>3</b>	<b>36</b>	<b>39</b>	<b>2.3</b>	<b>24</b>	<b>46</b>	<b>23</b>	<b>1</b>	<b>20</b>	<b>169</b>	<b>9.9</b>

Games played: 17  
Minutes/game: 23.6  
Points/game: 9.9  
FG Pct: 36.3  
3FG Pct: 31.0  
FT Pct: 64.8

Rebounds/game: 2.3  
Assists/game: 2.7  
Turnovers/game: 1.4  
Assist/turnover ratio: 2.0  
Steals/game: 1.2  
Blocks/game: 0.1

**#04 Cox, Demarco**

Opponent	Date	gs	min	Total		3-Pointers		Free throws		Rebounds				pf	a	t/o	blk	stl	pts	avg	
				fg-fga	pct	3fg-fga	pct	ft-fta	pct	off	def	tot	avg								
TROY	11/8/13	*	24	2-6	.333	0-0	.000	2-4	.500	2	5	7	7.0	2	1	0	1	1	6	6.0	
at Coastal Carolina Uni	11/16/13	*	19	0-1	.000	0-0	.000	1-2	.500	2	2	4	5.5	4	0	2	1	1	1	3.5	
MISSISSIPPI VALLEY	11/22/13	*	28	6-7	.857	0-0	.000	3-4	.750	3	9	12	7.7	1	0	3	0	0	15	7.3	
NORTH CAROLINA A&T	11/26/13	*	15	2-2	1.000	0-0	.000	3-3	1.000	1	4	5	7.0	2	1	0	2	0	7	7.3	
vs Georgia Tech	11/29/13	*	33	6-9	.667	0-0	.000	3-5	.600	5	8	13	8.2	4	0	0	1	0	15	8.8	
vs Penn State	11/30/13	*	24	3-5	.600	0-0	.000	1-5	.200	4	4	8	8.2	2	0	0	3	1	7	8.5	
at Kansas State	12/5/13	*	21	3-5	.600	0-0	.000	3-4	.750	0	3	3	7.4	4	0	0	1	1	9	8.6	
OREGON	12/8/13	*	33	4-6	.667	0-0	.000	2-4	.500	3	4	7	7.4	3	1	4	2	1	10	8.8	
MIDDLE TENNESSEE	12/14/13	*	31	2-6	.333	0-0	.000	1-2	.500	4	2	6	7.2	2	0	2	2	1	5	8.3	
LOUISIANA MONROE	12/18/13	*	29	1-2	.500	0-0	.000	1-2	.500	1	1	2	6.7	1	1	0	3	1	3	7.8	
MERCER	12/22/13	*	22	3-7	.429	0-0	.000	3-4	.750	4	2	6	6.6	3	1	1	2	1	9	7.9	
at WKU	12/30/13	*	18	3-5	.600	0-0	.000	0-1	.000	1	2	3	6.3	5	0	1	0	1	6	7.8	
DAYTON	1/4/14	*	23	2-3	.667	0-0	.000	2-4	.500	4	2	6	6.3	2	1	1	2	1	6	7.6	
AUBURN	1/9/14	*	26	1-3	.333	0-0	.000	2-4	.500	1	3	4	6.1	1	0	0	0	0	4	7.4	
at Mississippi State	01-11-14	*	10	0-0	.000	0-0	.000	1-2	.500	0	2	2	5.9	1	0	0	0	1	1	6.9	
LSU	1/15/14		9	1-3	.333	0-0	.000	0-1	.000	1	2	3	5.7	1	0	0	0	0	2	6.6	
at South Carolina	1/18/14		29	0-0	.000	0-0	.000	0-1	.000	0	3	3	5.5	5	0	2	2	3	0	6.2	
<b>Totals</b>			<b>15</b>	<b>394</b>	<b>39-70</b>	<b>.557</b>	<b>0-0</b>	<b>.000</b>	<b>28-52</b>	<b>.538</b>	<b>36</b>	<b>58</b>	<b>94</b>	<b>5.5</b>	<b>43</b>	<b>6</b>	<b>16</b>	<b>22</b>	<b>14</b>	<b>106</b>	<b>6.2</b>

Games played: 17  
Minutes/game: 23.2  
Points/game: 6.2  
FG Pct: 55.7  
FT Pct: 53.8

Rebounds/game: 5.5  
Assists/game: 0.4  
Turnovers/game: 0.9  
Assist/turnover ratio: 0.4  
Steals/game: 0.8  
Blocks/game: 1.3

**2013-14 Ole Miss Rebel Basketball**  
**Ole Miss Individual Game-by-Game (as of Jan 18, 2014)**  
**All games**

**#05 Peeper,Cade**

Opponent	Date	gs	min	Total		3-Pointers		Free throws		Rebounds				pf	a	t/o	blk	stl	pts	avg
				fg-fga	pct	3fg-fga	pct	ft-fa	pct	off	def	tot	avg							
MISSISSIPPI VALLEY	11/22/13		1	0-0	.000	0-0	.000	0-0	.000	0	0	0	0.0	0	0	0	0	0	0	0.0
NORTH CAROLINA A&T	11/26/13		1	0-0	.000	0-0	.000	0-0	.000	0	1	1	0.5	0	0	0	0	0	0	0.0
Totals		0	2	0-0	.000	0-0	.000	0-0	.000	0	1	1	0.5	0	0	0	0	0	0	0.0

Games played: 2  
Minutes/game: 1.0

Rebounds/game: 0.5

**#10 White,LaDarius**

Opponent	Date	gs	min	Total		3-Pointers		Free throws		Rebounds				pf	a	t/o	blk	stl	pts	avg
				fg-fga	pct	3fg-fga	pct	ft-fa	pct	off	def	tot	avg							
TROY	11/8/13		22	1-8	.125	0-5	.000	0-0	.000	0	4	4	4.0	3	4	0	0	0	2	2.0
at Coastal Carolina Uni	11/16/13		13	0-4	.000	0-2	.000	2-2	1.000	0	5	5	4.5	0	0	2	0	0	2	2.0
MISSISSIPPI VALLEY	11/22/13		19	5-7	.714	2-2	1.000	1-1	1.000	0	0	0	3.0	0	2	1	0	1	13	5.7
NORTH CAROLINA A&T	11/26/13	*	22	1-4	.250	0-2	.000	0-1	.000	0	5	5	3.5	2	3	4	0	1	2	4.8
vs Georgia Tech	11/29/13		17	2-7	.286	0-1	.000	2-2	1.000	0	0	0	2.8	1	2	1	1	0	6	5.0
vs Penn State	11/30/13		16	2-5	.400	1-3	.333	0-0	.000	1	0	1	2.5	0	4	0	0	0	5	5.0
at Kansas State	12/5/13		19	2-4	.500	0-1	.000	0-0	.000	0	3	3	2.6	2	1	1	0	0	4	4.9
OREGON	12/8/13		25	4-8	.500	2-4	.500	5-5	1.000	0	1	1	2.4	2	4	8	0	0	15	6.1
MIDDLE TENNESSEE	12/14/13	*	31	4-9	.444	0-2	.000	3-3	1.000	0	4	4	2.6	2	1	1	0	0	11	6.7
LOUISIANA MONROE	12/18/13	*	30	4-8	.500	0-2	.000	5-7	.714	0	7	7	3.0	2	7	1	0	3	13	7.3
MERCER	12/22/13	*	24	2-3	.667	0-1	.000	4-6	.667	1	3	4	3.1	2	2	2	0	1	8	7.4
at WKU	12/30/13	*	26	3-11	.273	0-1	.000	1-2	.500	0	5	5	3.3	1	3	1	0	1	7	7.3
DAYTON	1/4/14	*	14	1-7	.143	0-2	.000	0-0	.000	0	0	0	3.0	0	1	1	0	1	2	6.9
AUBURN	1/9/14	*	21	2-4	.500	2-3	.667	4-8	.500	1	2	3	3.0	2	2	1	1	1	10	7.1
at Mississippi State	01-11-14	*	31	6-11	.545	3-6	.500	1-2	.500	0	4	4	3.1	2	3	1	0	3	16	7.7
LSU	1/15/14	*	34	2-6	.333	1-3	.333	2-4	.500	0	7	7	3.3	4	1	2	0	1	7	7.7
at South Carolina	1/18/14	*	13	1-7	.143	0-4	.000	1-2	.500	0	2	2	3.2	0	1	1	1	0	3	7.4
Totals		10	377	42-113	.372	11-44	.250	31-45	.689	3	52	55	3.2	25	41	28	3	13	126	7.4

Games played: 17  
Minutes/game: 22.2  
Points/game: 7.4  
FG Pct: 37.2  
3FG Pct: 25.0  
FT Pct: 68.9

Rebounds/game: 3.2  
Assists/game: 2.4  
Turnovers/game: 1.6  
Assist/turnover ratio: 1.5  
Steals/game: 0.8  
Blocks/game: 0.2

**2013-14 Ole Miss Rebel Basketball**  
**Ole Miss Individual Game-by-Game (as of Jan 18, 2014)**  
**All games**

**#11 Saiz, Sebastian**

Opponent	Date	gs	min	Total		3-Pointers		Free throws		Rebounds				pf	a	t/o	blk	stl	pts	avg
				fg-fga	pct	3fg-fga	pct	ft-fa	pct	off	def	tot	avg							
TROY	11/8/13		18	3-7	.429	0-0	.000	0-0	.000	4	2	6	6.0	3	0	2	1	0	6	6.0
at Coastal Carolina Uni	11/16/13		19	0-3	.000	0-0	.000	2-2	1.000	0	6	6	6.0	2	1	1	1	1	2	4.0
MISSISSIPPI VALLEY	11/22/13		15	2-6	.333	0-0	.000	3-4	.750	6	4	10	7.3	2	0	1	1	0	7	5.0
NORTH CAROLINA A&T	11/26/13		15	2-6	.333	0-0	.000	0-0	.000	2	1	3	6.3	0	0	0	1	0	4	4.8
vs Georgia Tech	11/29/13		15	3-3	1.000	0-0	.000	1-2	.500	3	2	5	6.0	3	1	0	1	0	7	5.2
vs Penn State	11/30/13		20	1-3	.333	0-0	.000	1-2	.500	3	6	9	6.5	2	1	1	1	1	3	4.8
at Kansas State	12/5/13		24	1-2	.500	0-0	.000	0-0	.000	3	5	8	6.7	3	0	0	1	2	2	4.4
OREGON	12/8/13		8	2-2	1.000	0-0	.000	0-0	.000	0	0	0	5.9	2	0	0	0	0	4	4.4
MIDDLE TENNESSEE	12/14/13		25	1-1	1.000	0-0	.000	1-2	.500	0	4	4	5.7	2	0	0	1	1	3	4.2
LOUISIANA MONROE	12/18/13		27	1-3	.333	0-0	.000	1-2	.500	1	3	4	5.5	1	0	0	1	4	3	4.1
MERCER	12/22/13		20	2-4	.500	0-0	.000	0-0	.000	7	4	11	6.0	2	0	1	2	0	4	4.1
at WKU	12/30/13	*	25	4-6	.667	0-0	.000	3-8	.375	2	5	7	6.1	5	2	3	1	2	11	4.7
DAYTON	1/4/14	*	28	2-5	.400	0-0	.000	2-3	.667	3	8	11	6.5	3	0	4	2	1	6	4.8
AUBURN	1/9/14		13	0-2	.000	0-0	.000	0-0	.000	0	2	2	6.1	1	1	0	0	0	0	4.4
at Mississippi State	01-11-14		17	2-4	.500	0-0	.000	0-0	.000	3	4	7	6.2	3	0	3	0	0	4	4.4
LSU	1/15/14		34	8-11	.727	0-0	.000	4-5	.800	2	7	9	6.4	3	2	1	2	1	20	5.4
at South Carolina	1/18/14	*	15	1-1	1.000	0-0	.000	0-0	.000	3	1	4	6.2	5	0	3	2	0	2	5.2
Totals			3	35-69	.507	0-0	.000	18-30	.600	42	64	106	6.2	42	8	20	18	13	88	5.2

Games played: 17  
Minutes/game: 19.9  
Points/game: 5.2  
FG Pct: 50.7  
FT Pct: 60.0

Rebounds/game: 6.2  
Assists/game: 0.5  
Turnovers/game: 1.2  
Assist/turnover ratio: 0.4  
Steals/game: 0.8  
Blocks/game: 1.1

**#13 Perez, Anthony**

Opponent	Date	gs	min	Total		3-Pointers		Free throws		Rebounds				pf	a	t/o	blk	stl	pts	avg
				fg-fga	pct	3fg-fga	pct	ft-fa	pct	off	def	tot	avg							
TROY	11/8/13		18	1-6	.167	0-4	.000	1-2	.500	1	4	5	5.0	4	2	1	0	1	3	3.0
at Coastal Carolina Uni	11/16/13		21	2-6	.333	1-2	.500	5-9	.556	0	5	5	5.0	2	0	1	3	1	10	6.5
MISSISSIPPI VALLEY	11/22/13		18	4-6	.667	1-2	.500	5-6	.833	1	2	3	4.3	2	0	1	2	1	14	9.0
NORTH CAROLINA A&T	11/26/13		17	2-4	.500	2-3	.667	1-2	.500	0	1	1	3.5	3	1	1	1	0	7	8.5
vs Georgia Tech	11/29/13		20	3-5	.600	2-3	.667	0-0	.000	0	2	2	3.2	1	0	2	2	0	8	8.4
vs Penn State	11/30/13		9	0-2	.000	0-1	.000	1-2	.500	0	4	4	3.3	1	0	2	0	0	1	7.2
at Kansas State	12/5/13		12	1-2	.500	0-1	.000	0-0	.000	0	2	2	3.1	4	1	1	0	0	2	6.4
OREGON	12/8/13		17	0-3	.000	0-2	.000	4-4	1.000	2	0	2	3.0	5	1	3	1	1	4	6.1
MIDDLE TENNESSEE	12/14/13		4	0-0	.000	0-0	.000	1-2	.500	0	1	1	2.8	0	0	0	0	0	1	5.6
LOUISIANA MONROE	12/18/13		15	2-7	.286	2-5	.400	2-2	1.000	0	1	1	2.6	1	0	1	0	0	8	5.8
MERCER	12/22/13	*	18	1-2	.500	1-2	.500	0-2	.000	0	2	2	2.5	2	0	3	0	1	3	5.5
at WKU	12/30/13		12	1-2	.500	0-0	.000	0-0	.000	2	1	3	2.6	0	0	2	0	0	2	5.3
DAYTON	1/4/14		12	0-1	.000	0-0	.000	0-0	.000	0	0	0	2.4	2	1	0	0	1	0	4.8
at Mississippi State	01-11-14		21	2-8	.250	1-4	.250	0-0	.000	4	2	6	2.6	4	1	2	1	0	5	4.9
LSU	1/15/14	*	15	0-2	.000	0-0	.000	0-0	.000	0	1	1	2.5	2	1	1	0	1	0	4.5
at South Carolina	1/18/14		30	5-9	.556	2-5	.400	10-12	.833	2	2	4	2.6	4	1	3	0	3	22	5.6
Totals			2	24-65	.369	12-34	.353	30-43	.698	12	30	42	2.6	37	9	24	10	10	90	5.6

Games played: 16  
Minutes/game: 16.2  
Points/game: 5.6  
FG Pct: 36.9  
3FG Pct: 35.3  
FT Pct: 69.8

Rebounds/game: 2.6  
Assists/game: 0.6  
Turnovers/game: 1.5  
Assist/turnover ratio: 0.4  
Steals/game: 0.6  
Blocks/game: 0.6

**2013-14 Ole Miss Rebel Basketball**  
**Ole Miss Individual Game-by-Game (as of Jan 18, 2014)**  
**All games**

**#22 Henderson, Marshall**

Opponent	Date	gs	min	Total		3-Pointers		Free throws		Rebounds				pf	a	t/o	blk	stl	pts	avg	
				fg-fga	pct	3fg-fga	pct	ft-fa	pct	off	def	tot	avg								
at Coastal Carolina Uni	11/16/13		28	6-16	.375	4-8	.500	3-4	.750	0	4	4	4.0	1	0	3	0	4	19	19.0	
MISSISSIPPI VALLEY	11/22/13		22	4-11	.364	4-8	.500	3-3	1.000	0	0	0	2.0	0	4	0	0	1	15	17.0	
NORTH CAROLINA A&T	11/26/13		13	2-6	.333	2-6	.333	2-3	.667	0	0	0	1.3	1	1	0	0	1	8	14.0	
vs Georgia Tech	11/29/13		27	5-16	.313	4-14	.286	1-2	.500	1	1	2	1.5	0	3	1	0	3	15	14.3	
vs Penn State	11/30/13		22	6-14	.429	4-9	.444	3-3	1.000	0	0	0	1.2	1	2	2	0	0	19	15.2	
at Kansas State	12/5/13		26	4-18	.222	2-13	.154	3-4	.750	0	2	2	1.3	3	1	2	0	0	13	14.8	
OREGON	12/8/13		36	11-27	.407	10-23	.435	7-10	.700	0	2	2	1.4	4	2	0	0	0	39	18.3	
MIDDLE TENNESSEE	12/14/13	*	28	4-11	.364	4-9	.444	3-4	.750	1	1	2	1.5	2	5	0	0	1	15	17.9	
LOUISIANA MONROE	12/18/13	*	27	6-16	.375	6-13	.462	8-9	.889	0	3	3	1.7	0	1	3	0	2	26	18.8	
MERCER	12/22/13	*	31	5-16	.313	4-14	.286	4-7	.571	0	1	1	1.6	4	3	4	1	0	18	18.7	
at WKU	12/30/13	*	33	7-15	.467	7-13	.538	2-2	1.000	0	4	4	1.8	1	1	1	0	1	23	19.1	
DAYTON	1/4/14	*	32	3-9	.333	2-8	.250	7-9	.778	0	1	1	1.8	2	2	1	0	1	15	18.8	
LSU	1/15/14	*	38	7-16	.438	6-12	.500	5-5	1.000	1	0	1	1.7	4	7	4	0	1	25	19.2	
at South Carolina	1/18/14	*	36	5-17	.294	3-12	.250	6-7	.857	0	3	3	1.8	1	0	2	0	3	19	19.2	
<b>Totals</b>			<b>7</b>	<b>399</b>	<b>75-208</b>	<b>.361</b>	<b>62-162</b>	<b>.383</b>	<b>57-72</b>	<b>.792</b>	<b>3</b>	<b>22</b>	<b>25</b>	<b>1.8</b>	<b>24</b>	<b>32</b>	<b>23</b>	<b>1</b>	<b>18</b>	<b>269</b>	<b>19.2</b>

Games played: 14  
Minutes/game: 28.5  
Points/game: 19.2  
FG Pct: 36.1  
3FG Pct: 38.3  
FT Pct: 79.2

Rebounds/game: 1.8  
Assists/game: 2.3  
Turnovers/game: 1.6  
Assist/turnover ratio: 1.4  
Steals/game: 1.3  
Blocks/game: 0.1

**#23 Coleby, Dwight**

Opponent	Date	gs	min	Total		3-Pointers		Free throws		Rebounds				pf	a	t/o	blk	stl	pts	avg	
				fg-fga	pct	3fg-fga	pct	ft-fa	pct	off	def	tot	avg								
TROY	11/8/13		6	0-0	.000	0-0	.000	0-0	.000	2	0	2	2.0	3	1	2	1	0	0	0.0	
at Coastal Carolina Uni	11/16/13		4	0-0	.000	0-0	.000	1-2	.500	0	1	1	1.5	2	0	1	0	0	1	0.5	
NORTH CAROLINA A&T	11/26/13		21	2-2	1.000	0-0	.000	1-4	.250	0	1	1	1.3	3	0	2	2	1	5	2.0	
vs Georgia Tech	11/29/13		4	1-1	1.000	0-0	.000	0-0	.000	0	0	0	1.0	0	0	0	1	0	2	2.0	
vs Penn State	11/30/13		7	0-2	.000	0-0	.000	0-0	.000	2	0	2	1.2	2	0	0	1	0	0	1.6	
at Kansas State	12/5/13		2	0-1	.000	0-0	.000	0-0	.000	0	1	1	1.2	1	0	0	1	0	0	1.3	
at WKU	12/30/13		9	0-1	.000	0-0	.000	0-0	.000	0	0	0	1.0	1	0	2	2	0	0	1.1	
DAYTON	1/4/14		4	0-0	.000	0-0	.000	3-4	.750	0	1	1	1.0	2	0	1	0	0	3	1.4	
AUBURN	1/9/14		9	1-1	1.000	0-0	.000	0-0	.000	0	0	0	0.9	0	1	0	1	0	2	1.4	
at Mississippi State	01-11-14		17	1-5	.200	0-0	.000	0-0	.000	1	0	1	0.9	1	0	0	1	0	2	1.5	
LSU	1/15/14		6	0-0	.000	0-0	.000	0-0	.000	0	0	0	0.8	1	0	0	0	0	0	1.4	
at South Carolina	1/18/14		5	0-1	.000	0-0	.000	2-2	1.000	0	1	1	0.8	2	0	0	0	0	2	1.4	
<b>Totals</b>			<b>0</b>	<b>94</b>	<b>5-14</b>	<b>.357</b>	<b>0-0</b>	<b>.000</b>	<b>7-12</b>	<b>.583</b>	<b>5</b>	<b>5</b>	<b>10</b>	<b>0.8</b>	<b>18</b>	<b>2</b>	<b>8</b>	<b>10</b>	<b>1</b>	<b>17</b>	<b>1.4</b>

Games played: 12  
Minutes/game: 7.8  
Points/game: 1.4  
FG Pct: 35.7  
FT Pct: 58.3

Rebounds/game: 0.8  
Assists/game: 0.2  
Turnovers/game: 0.7  
Assist/turnover ratio: 0.3  
Steals/game: 0.1  
Blocks/game: 0.8

**2013-14 Ole Miss Rebel Basketball**  
**Ole Miss Individual Game-by-Game (as of Jan 18, 2014)**  
**All games**

**#24 Joesaar, Janari**

Opponent	Date	gs	min	Total		3-Pointers		Free throws		Rebounds				pf	a	t/o	blk	stl	pts	avg
				fg-fga	pct	3fg-fga	pct	ft-fa	pct	off	def	tot	avg							
at Coastal Carolina Uni	11/16/13		1	0-0	.000	0-0	.000	0-0	.000	0	1	1	1.0	1	0	1	0	0	0	0.0
MISSISSIPPI VALLEY	11/22/13		3	1-3	.333	0-1	.000	0-0	.000	1	1	2	1.5	0	0	0	0	1	2	1.0
NORTH CAROLINA A&T	11/26/13		3	2-2	1.000	1-1	1.000	0-0	.000	0	0	0	1.0	0	0	0	0	1	5	2.3
AUBURN	1/9/14		9	2-2	1.000	1-1	1.000	0-0	.000	2	1	3	1.5	1	0	1	0	0	5	3.0
at Mississippi State	01-11-14		3	0-0	.000	0-0	.000	0-0	.000	0	1	1	1.4	0	0	0	0	0	0	2.4
<b>Totals</b>		<b>0</b>	<b>19</b>	<b>5-7</b>	<b>.714</b>	<b>2-3</b>	<b>.667</b>	<b>0-0</b>	<b>.000</b>	<b>3</b>	<b>4</b>	<b>7</b>	<b>1.4</b>	<b>2</b>	<b>0</b>	<b>2</b>	<b>0</b>	<b>2</b>	<b>12</b>	<b>2.4</b>

Games played: 5  
Minutes/game: 3.8  
Points/game: 2.4  
FG Pct: 71.4  
3FG Pct: 66.7

Rebounds/game: 1.4  
Turnovers/game: 0.4  
Steals/game: 0.4

**#32 Summers, Jarvis**

Opponent	Date	gs	min	Total		3-Pointers		Free throws		Rebounds				pf	a	t/o	blk	stl	pts	avg
				fg-fga	pct	3fg-fga	pct	ft-fa	pct	off	def	tot	avg							
TROY	11/8/13	*	35	10-19	.526	5-10	.500	3-3	1.000	2	3	5	5.0	2	1	3	1	0	28	28.0
at Coastal Carolina Uni	11/16/13	*	20	4-5	.800	1-2	.500	5-8	.625	0	0	0	2.5	4	5	2	0	0	14	21.0
MISSISSIPPI VALLEY	11/22/13	*	22	3-9	.333	1-3	.333	7-8	.875	1	1	2	2.3	1	3	3	1	1	14	18.7
NORTH CAROLINA A&T	11/26/13	*	20	5-10	.500	1-3	.333	2-2	1.000	0	2	2	2.3	3	6	0	0	1	13	17.3
vs Georgia Tech	11/29/13	*	18	1-3	.333	1-2	.500	3-4	.750	0	4	4	2.6	4	1	2	0	1	6	15.0
vs Penn State	11/30/13	*	27	7-10	.700	3-4	.750	2-5	.400	0	4	4	2.8	4	5	0	0	1	19	15.7
at Kansas State	12/5/13	*	31	6-9	.667	1-1	1.000	5-8	.625	0	1	1	2.6	3	1	5	2	1	18	16.0
OREGON	12/8/13	*	27	4-12	.333	2-3	.667	2-2	1.000	0	1	1	2.4	4	4	1	0	0	12	15.5
MIDDLE TENNESSEE	12/14/13	*	33	7-11	.636	3-5	.600	8-11	.727	0	3	3	2.4	4	3	5	0	2	25	16.6
LOUISIANA MONROE	12/18/13	*	29	3-9	.333	1-4	.250	1-1	1.000	0	4	4	2.6	2	4	4	0	1	8	15.7
MERCER	12/22/13	*	28	8-11	.727	2-3	.667	3-3	1.000	1	1	2	2.5	4	2	1	1	0	21	16.2
at WKU	12/30/13	*	34	7-11	.636	2-2	1.000	8-10	.800	1	2	3	2.6	1	3	0	0	2	24	16.8
DAYTON	1/4/14	*	38	9-15	.600	1-2	.500	10-12	.833	1	1	2	2.5	1	4	3	1	0	29	17.8
AUBURN	1/9/14	*	37	6-17	.353	2-5	.400	0-1	.000	1	1	2	2.5	1	4	3	0	0	14	17.5
at Mississippi State	01-11-14	*	31	7-15	.467	3-7	.429	6-6	1.000	0	4	4	2.6	3	2	4	0	0	23	17.9
LSU	1/15/14	*	38	4-11	.364	2-2	1.000	10-10	1.000	0	4	4	2.7	2	8	6	0	3	20	18.0
at South Carolina	1/18/14	*	32	5-9	.556	0-0	.000	9-13	.692	0	3	3	2.7	3	6	4	0	1	19	18.1
<b>Totals</b>		<b>17</b>	<b>500</b>	<b>96-186</b>	<b>.516</b>	<b>31-58</b>	<b>.534</b>	<b>84-107</b>	<b>.785</b>	<b>7</b>	<b>39</b>	<b>46</b>	<b>2.7</b>	<b>46</b>	<b>62</b>	<b>46</b>	<b>6</b>	<b>14</b>	<b>307</b>	<b>18.1</b>

Games played: 17  
Minutes/game: 29.4  
Points/game: 18.1  
FG Pct: 51.6  
3FG Pct: 53.4  
FT Pct: 78.5

Rebounds/game: 2.7  
Assists/game: 3.6  
Turnovers/game: 2.7  
Assist/turnover ratio: 1.3  
Steals/game: 0.8  
Blocks/game: 0.4

**2013-14 Ole Miss Rebel Basketball**  
**Ole Miss Individual Game-by-Game (as of Jan 18, 2014)**  
**All games**

**#34 Jones, Aaron**

Opponent	Date	gs	min	Total		3-Pointers		Free throws		Rebounds				pf	a	t/o	blk	stl	pts	avg	
				fg-fga	pct	3fg-fga	pct	ft-fa	pct	off	def	tot	avg								
TROY	11/8/13	*	31	2-7	.286	0-0	.000	2-5	.400	8	5	13	13.0	2	0	0	1	1	6	6.0	
at Coastal Carolina Uni	11/16/13	*	34	4-5	.800	0-0	.000	3-4	.750	1	3	4	8.5	1	0	0	4	1	11	8.5	
MISSISSIPPI VALLEY	11/22/13	*	23	1-4	.250	0-0	.000	0-0	.000	3	5	8	8.3	3	1	0	3	0	2	6.3	
NORTH CAROLINA A&T	11/26/13	*	27	4-7	.571	0-0	.000	3-4	.750	4	6	10	8.8	1	0	2	2	2	11	7.5	
vs Georgia Tech	11/29/13	*	24	0-4	.000	0-0	.000	0-0	.000	1	5	6	8.2	4	1	2	4	1	0	6.0	
vs Penn State	11/30/13	*	27	3-6	.500	0-0	.000	0-0	.000	1	2	3	7.3	3	0	0	4	0	6	6.0	
at Kansas State	12/5/13	*	22	2-7	.286	0-0	.000	0-0	.000	7	2	9	7.6	4	0	2	3	1	4	5.7	
OREGON	12/8/13	*	39	3-5	.600	0-1	.000	0-0	.000	7	2	9	7.8	3	1	0	2	1	6	5.8	
MIDDLE TENNESSEE	12/14/13	*	25	4-7	.571	0-0	.000	2-5	.400	1	3	4	7.3	4	0	0	2	2	10	6.2	
LOUISIANA MONROE	12/18/13	*	26	2-3	.667	0-0	.000	2-2	1.000	0	2	2	6.8	3	0	1	3	1	6	6.2	
MERCER	12/22/13		34	5-9	.556	0-0	.000	0-0	.000	2	4	6	6.7	1	0	1	3	0	10	6.5	
at WKU	12/30/13		28	0-2	.000	0-0	.000	2-2	1.000	2	5	7	6.8	3	1	1	2	1	2	6.2	
DAYTON	1/4/14		35	4-6	.667	0-0	.000	2-2	1.000	3	4	7	6.8	3	0	2	0	1	10	6.5	
AUBURN	1/9/14	*	32	5-10	.500	0-0	.000	2-3	.667	4	3	7	6.8	3	2	1	5	5	12	6.9	
at Mississippi State	01-11-14	*	21	2-7	.286	0-1	.000	0-0	.000	5	4	9	6.9	5	0	2	1	0	4	6.7	
LSU	1/15/14	*	35	6-12	.500	1-3	.333	0-0	.000	6	7	13	7.3	2	1	0	2	0	13	7.1	
at South Carolina	1/18/14	*	15	2-3	.667	0-0	.000	0-0	.000	1	1	2	7.0	5	0	0	4	0	4	6.9	
<b>Totals</b>			<b>14</b>	<b>478</b>	<b>49-104</b>	<b>.471</b>	<b>1-5</b>	<b>.200</b>	<b>18-27</b>	<b>.667</b>	<b>56</b>	<b>63</b>	<b>119</b>	<b>7.0</b>	<b>50</b>	<b>7</b>	<b>14</b>	<b>45</b>	<b>17</b>	<b>117</b>	<b>6.9</b>

Games played: 17  
Minutes/game: 28.1  
Points/game: 6.9  
FG Pct: 47.1  
3FG Pct: 20.0  
FT Pct: 66.7

Rebounds/game: 7.0  
Assists/game: 0.4  
Turnovers/game: 0.8  
Assist/turnover ratio: 0.5  
Steals/game: 1.0  
Blocks/game: 2.6

**#TM TEAM**

Opponent	Date	gs	min	Total		3-Pointers		Free throws		Rebounds				pf	a	t/o	blk	stl	pts	avg	
				fg-fga	pct	3fg-fga	pct	ft-fa	pct	off	def	tot	avg								
TROY	11/8/13		0	0-0	.000	0-0	.000	0-0	.000	5	1	6	6.0	0	0	0	0	0	0	0.0	
at Coastal Carolina Uni	11/16/13		0	0-0	.000	0-0	.000	0-0	.000	3	2	5	5.5	0	0	0	0	0	0	0.0	
MISSISSIPPI VALLEY	11/22/13		0	0-0	.000	0-0	.000	0-0	.000	2	0	2	4.3	0	0	0	0	0	0	0.0	
NORTH CAROLINA A&T	11/26/13		0	0-0	.000	0-0	.000	0-0	.000	1	0	1	3.5	0	0	0	0	0	0	0.0	
vs Georgia Tech	11/29/13		0	0-0	.000	0-0	.000	0-0	.000	1	2	3	3.4	0	0	0	0	0	0	0.0	
vs Penn State	11/30/13		0	0-0	.000	0-0	.000	0-0	.000	1	2	3	3.3	0	0	0	0	0	0	0.0	
at Kansas State	12/5/13		0	0-0	.000	0-0	.000	0-0	.000	1	3	4	3.4	0	0	0	0	0	0	0.0	
OREGON	12/8/13		0	0-0	.000	0-0	.000	0-0	.000	2	5	7	3.9	0	0	0	0	0	0	0.0	
MIDDLE TENNESSEE	12/14/13		0	0-0	.000	0-0	.000	0-0	.000	1	0	1	3.6	0	0	0	0	0	0	0.0	
LOUISIANA MONROE	12/18/13		0	0-0	.000	0-0	.000	0-0	.000	6	1	7	3.9	0	0	0	0	0	0	0.0	
MERCER	12/22/13		0	0-0	.000	0-0	.000	0-0	.000	0	0	0	3.5	0	0	0	0	0	0	0.0	
at WKU	12/30/13		0	0-0	.000	0-0	.000	0-0	.000	1	1	2	3.4	0	0	0	0	0	0	0.0	
DAYTON	1/4/14		0	0-0	.000	0-0	.000	0-0	.000	2	3	5	3.5	0	0	0	0	0	0	0.0	
AUBURN	1/9/14		0	0-0	.000	0-0	.000	0-0	.000	2	4	6	3.7	0	0	0	0	0	0	0.0	
at Mississippi State	01-11-14		0	0-0	.000	0-0	.000	0-0	.000	1	1	2	3.6	0	0	0	0	0	0	0.0	
LSU	1/15/14		0	0-0	.000	0-0	.000	0-0	.000	5	6	11	4.1	1	0	0	0	0	0	0.0	
at South Carolina	1/18/14		0	0-0	.000	0-0	.000	0-0	.000	2	1	3	4.0	0	0	0	0	0	0	0.0	
<b>Totals</b>			<b>0</b>	<b>0</b>	<b>0-0</b>	<b>.000</b>	<b>0-0</b>	<b>.000</b>	<b>0-0</b>	<b>.000</b>	<b>36</b>	<b>32</b>	<b>68</b>	<b>4.0</b>	<b>1</b>	<b>0</b>	<b>0</b>	<b>0</b>	<b>0</b>	<b>0</b>	<b>0.0</b>

Games played: 17

Rebounds/game: 4.0