


Senior CB / RB
BRANDON WILLIAMS



2015 FOOTBALL

Official Game Notes

VANDERBILT

(4-6, 2-4 vs. SEC)

AP/USAT Rank: NR / NR

Head Coach: MARK SPEIR (4th year at WCU)



TEXAS A&M


(6-3, 3-3 vs. SEC)

AP/USAT Rank: RV / RV


Head Coach: KEVIN SUMLIN (4th year at TAMU)

Date: Nov. 21, 2015 | Kickoff: 6:30 p.m. CT | Site: Vanderbilt Stadium, Nashville, Tenn. (40,550 cap.) | TV: SEC Network (national)

2015 STATISTICAL LEADERS




QB RUSHING
KYLER MURRAY | Fr.
Allen, Texas
335 yards, 1 TD
53 carries (6.3 avg.)



RECEIVING / A-P / PR
CHRISTIAN KIRK | Fr.
Scottsdale, Ariz.
63 catches, 828 yards, 6 TDs
1,463 A-P yards / 22.7 PR avg.



HAVOC
MYLES GARRETT | So.
Arlington, Texas
10.5 QBS / 17.0 TFL
7 QBH / 5 FF




TACKLES
ARMANI WATTS | So.
Forney, Texas
96 tackles
63 solo stops

2015 SCHEDULE


W 
W, 38-17 | Sept. 5 | ESPN
NRG Stadium, Houston, TX

W 
W, 56-23 | Sept. 12 | ESPN
Kyle Field, College Station, TX

W 
W, 44-27 | Sept. 19 | SECN
Kyle Field, College Station, TX

W 
W, 28-21^{OT} | Sept. 26 | ESPN
AT&T Stadium, Arlington, TX

W 
W, 30-17 | Oct. 3 | SECN
Kyle Field, College Station, TX

L 
L, 41-23 | Oct. 17 | CBS
Kyle Field, College Station, TX


L 
L, 23-3 | Oct. 24 | ESPN
Vaught-Hemingway Stadium, Oxford, MS

W 
W, 35-28 | Oct. 31 | SECN
Kyle Field, College Station, TX

L 
L, 26-10 | Nov. 7 | SECN
Kyle Field, College Station, TX

W 
W, 41-17 | Nov. 14 | ESPN
Kyle Field, College Station, TX

V 
Nov. 21 | 6:30 pm | SECN
Vanderbilt Stadium, Nashville, TN

L 
Nov. 28 | 6:30 pm | SECN
Tiger Stadium, Baton Rouge, LA

Follow the Aggies: [f @AggieFootball](#) [t @AggieFootball](#) [@CoachSumlin](#)



2015 SCHEDULE BREAKDOWN

	vs. Arizona St. (#15-AP/#16-HC) Saturday, Sept. 5 6 p.m. NRG Stadium, Houston, Texas W, 38-17 ESPN (National)	Ariz. native Christian Kirk piles up 224 A-P yards, 1st TAMU freshman to have 100 receiving yds. in playing debut ... 2nd straight season-opening win over AP Top 25 team, away from Kyle Field.
	BALL STATE Saturday, Sept. 12 6 p.m. Kyle Field, College Station, Texas W, 56-23 ESPNU (National)	Above-capacity crowd of 104,213 saw 1st game in the redeveloped Kyle Field after Phases I and II ... QB Allen completed 10-13 for 126, 3 TDs in 1.5 Q Freshman walkon RB Etwi leads w. 116 rush yds ... Freshman DB Dunning leads w. 9 tackles.
	NEVADA Saturday, Sept. 19 11 a.m. Kyle Field, College Station, Texas W, 44-27 SEC Network (National)	QB Allen matches career hi w. 4 TD passes, rushes for another ... DE Garrett matches career hi w. 3.5 QBS ... WR Kirk posts 2nd 100-yard receiving game in third career game ... Seeing 1st action of 2015 were Obioha, Hilliard, Henderson .
	vs. Arkansas Saturday, Sept. 26 6 p.m. AT&T Stadium, Arlington, Texas W, 28-21 OT ESPN (National)	Aggies win in overtime fashion for 2nd straight year ... WR Kirk earns SEC, Hornung Award weekly honors with career highs in rec. yards, A-P yards ... QB Allen takes Manning Award weekly honors ... Allen, Kirk connect on game-winning TD in 1st overtime period.
	MISSISSIPPI ST. (#21-AP/#22-HC) Saturday, Oct. 3 6:30 p.m. Kyle Field, College Station, Texas W, 30-17 SEC Network (National)	Aggies log 2nd AP Top 25 victory of 2015 ... Aggies turnover-free for 2nd straight game ... Leaders: QB Allen (322 passing, 2 TD), RB Carson (110 rushing, TD), WR Reynolds (141 receiving) ... PK Bertolet hits career-long 55-yd FG, 3-of-4 FGA
	ALABAMA (#10-AP/#9-HC) Saturday, Oct. 17 2:30 p.m. Kyle Field, College Station, Texas L, 41-23 CBS (National)	Aggies suffer Sumlin-era high 4 INTs, including 3 pick-six INTs ... WR/RS Kirk piles up 212 all-purpose yards (3rd 200+ game of 2015), including 68-yard punt return TD ... Defense makes 15 TFLs (most allowed by UA in 2015), 3rd double-digit TFL game of 2015.
	at Ole Miss (#24-AP/#23-HC) Saturday, Oct. 24 6 p.m. Vaught-Hemingway Stadium, Oxford, Miss. Result ESPN (National)	Aggies drop 2nd straight SEC matchup vs. top 25 opponent against No. 24 Rebels ... FS Watts made 20 tackles, which is the second-most in school history by a DB ... DE Garrett had an INT, along with 7 tackles, two TFLs, PBU, FF.
	SOUTH CAROLINA Saturday, Oct. 31 11 a.m. Kyle Field, College Station, Texas W, 35-28 SEC Network (National)	True freshman QB Kyler Murray makes his 1st start, responds with freshman record 379 total yards ... 1st QB w/ 200pass /100 rush in starting debut ... DB Wilson had 2 INTs, 1 for pick-six ... Team rushed for season-best 321 yards ... DE Garrett had 2 QBS
	AUBURN Saturday, Nov. 7 6:30 p.m. Kyle Field, College Station, Texas L, 26-10 SEC Network (National)	PK Bertolet connects on 4th 50-yard FG of 2015 ... back-to-back 100-yard rush games for RB Carson (21-109) ... FS Watts has game-high 13 tackles, 5th double-digit effort of 2015 ... 1st game of 2015 to not gain a turnover.
	WESTERN CAROLINA Saturday, Nov. 14 6 p.m. Kyle Field, College Station, Texas W, 41-17 ESPNU (National)	RB Carson hits century mark in 3rd straight game with 109 rush yards/17 carries, all in 1st half ... WR Kirk has career-hi 9 catches (122 yards) ... Kirk had 198 a-p yards ... PK Bertolet hits from 47, 52 yards ... QB Murray connects on 3 pass TDs.
	at Vanderbilt Nov. 21 6:30 p.m. Vanderbilt Stadium, Nashville, Tenn. Result SEC Network (National)	Aggies won only previous meeting (56-24 in 2013 at Kyle Field)...1st-ever trip to Nashville, Tenn., for Aggies.
	at LSU Saturday, Nov. 28 6:30 p.m. Tiger Stadium, Baton Rouge, La. Result SEC Network (National)	LSU leads series, 30-20-3 and have won all 3 meetings as SEC foes ... last win for Aggies in Baton Rouge was 1994.



SETTING THE SCENE ...

TEXAS A&M @ VANDERBILT

KICKOFF: 6:30 p.m. CT, Nov. 21, 2015

SITE: Vanderbilt Stadium, Nashville, Tenn. (40,550 capacity)

RANKINGS:

Vanderbilt (NR - AP / NR - HC)
Texas A&M (RV - AP / RV - HC)

TELEVISION:

SEC Network (National)
Brent Musburger, play-by-play
Jesse Palmer, analyst
Maria Taylor, sideline

Texas A&M Radio Network

(Regional)
The Texas A&M Radio Network provides coverage via nearly 60 stations across the state of Texas. For a complete list of affiliates, please go to 12thMan.com.

Dave South, play-by-play
Dave Elmendorf, analyst
Will Johnson, sideline

Texas A&M Spanish Network

(Regional)
Texas A&M's Spanish broadcast can be heard on radio stations in San Antonio, Houston, El Paso and McAllen, Texas. Locally, the TAMU Spanish Network can be heard on KNDE 95.1 HD-3

Pedro Vela Almaguer, play-by-play
Noel Orellana, analyst

SIRIUS XM:

The Vanderbilt Sports Network call can be heard at SiriusXM 108 / 108.

WHAT TO WATCH FOR: #TAMUvsVANDY


- With a Texas A&M victory, **Kevin Sumlin** would become the **second head coach in program history to begin his tenure with four 8-win seasons**. NFF Hall of Famer **R.C. Slocum** opened his tenure with seven straight seasons with at least eight wins.
- With a win, Sumlin would **move into a second-place tie for most 8-win seasons in program history** with **Emory Bellard** (1972-78) and **Homer Norton** (1934-47). Slocum owns the record with 11.
- Texas A&M will be seeking to improve on its **17-5 record in games away from Kyle Field** in the Sumlin era (since 2012).
- Texas A&M will be seeking to improve on its **20-6 record in night games** in the Sumlin era (since 2012).
- Senior PK **Taylor Bertolet** has connected on **five FGs of 50-yards or more in 2015, which leads the nation**. With three games remaining, Bertolet is three 50-yard bombs shy of Tennessee's **Fuad Reveiz's** FBS record of eight from 1982. He is also two shy of **Tony Franklin's** school record of seven 50-yard FGs from 1976, which was the NCAA record.
- Sophomore FS **Armani Watts** needs just four tackles to become the first A&M defender to reach 100 tackles since **Michael Hodges** had 115 in 2010. Only a handful of DBs have reached 100, most recently by safety **Jaxson Appel** in 2003 (135).
- WR/RS **Christian Kirk** needs 130 all-purpose yards to break **Cyrus Gray's** freshman record of 1,592 from 2008.
- Senior RB **Tra Carson** and Kirk are within shouting distance of the 1,000-yard plateau in rushing and receiving yards, respectively, which has only been accomplished by three duos in school history.
- Sophomore FS **Donovan Wilson** needs one interception to become the 11th Aggie with at least six pickoffs in a season, which hasn't been done in this millennium. The most recent player to have six in a season was **Aaron Glenn** in 1992.
- Sophomore DE **Myles Garrett** needs one forced fumble to match the school record of six set originally by 2016 Texas Sports Hall of Fame inductee Jacob Green in 1978 and matched by Aaron Wallace in 1987 and Dat Nguyen in 1996.
- Senior P **Drew Kaser's** next 50-yard punt will be his 19th of 2015, which would be his career season high.

SENIOR CLASS OF 2015

The Senior Class of 2015 has produced a 35-14 record entering the Vanderbilt game.

2015 Seniors

Brandon Alexander	TE	Brenham, Texas
Taylor Bertolet	PLK	Reading, Pa.
Devonta Burns	DB	Arlington, Texas
Tra Carson	RB	Texarkana, Texas
Joseph Cheek	OL	Seguin, Texas
Brice Dolezal	RB	Austin, Texas
De'Vante Harris	DB	Mesquite, Texas
Sabian Holmes	WR	Southlake, Texas
Drew Kaser	P	Strongsville, Ohio
Nathan Kellman	OL	Corona, Calif.
Mike Matthews	OL	Missouri City, Texas
Sam Moeller	DB	San Antonio, Texas
Julien Obioha	DL	New Orleans, La.
Caden Smith	TE	Roscoe, Texas
Blaine Townsend	RB	Wichita Falls, Texas
Brandon Williams	DB/RB	Brookshire, Texas
Alonzo Williams	DL	Abbeville, La.
Kevin Wilson	DB	Daphne, Ala.



JOSEPH CHEEK
Offensive Guard starter
May 2015 Graduate

DIPLOMA CHASERS

By the end of the 2015 season, there will likely be more than a dozen graduates on the Texas A&M football roster.

- Five Aggies enter the fall semester with their degrees already in hand: **TE Brandon Alexander**, **PK Taylor Bertolet**, **OG Joseph Cheek**, **P Drew Kaser** and **TE Caden Smith**.
- Expected to receive their diplomas at Texas A&M's fall commencement include: **DB Devonta Burns**, **RB Tra Carson**, **DL Isaac Flores**, **OL Ryan Lindblade**, **C Mike Matthews**, **12th Man Sam Moeller**, **OL Jeremiah Stuckey**, **RB Blaine Townsend**, **QB Jordan Traylor** and **RB/CB Brandon Williams**.

TEXAS A&M QUICK FACTS

LOCATION: College Station, Texas 77842
FOUNDED: 1876 (First classes)
ENROLLMENT: 62,185 (fall 2014)
PRESIDENT: Michael K. Young (BYU, '73)
CHANCELLOR: John Sharp (Texas A&M '72)
FACULTY REPRESENTATIVE:
 Dr. Tom Adair (Texas A&M '57)
DIRECTOR OF ATHLETICS: Eric Hyman (North Carolina '73)
ATHLETIC DEPT PHONE: (979) 845-5129
CONFERENCE: Southeastern
AFFILIATION: NCAA Division I
NICKNAME: Aggies
MASCOT: Reveille (American Collie)
COLORS: Maroon (Pantone 505) and White

FOOTBALL QUICK FACTS

HEAD COACH:

KEVIN SUMLIN (Purdue, '88)
 Year at Texas A&M: 4th (35-14 record)
 Year as head coach: 8th (70-31 record)

ASSISTANT COACHES:

JOHN CHAVIS
 Defensive Coord./LB (Tennessee, '79)
JAKE SPAVITAL
 Offensive Coord./QB (Missouri State, '08)
JEFF BANKS
 Special Teams Coord./TE (Washington State, '99)
DAVE CHRISTENSEN
 Running Game Coord./OL (W. Washington, '85)
MARK HAGEN
 Defensive Tackles (Indiana, '95)
TERRY JOSEPH
 Defensive Secondary (Northwestern State, '96)
CLARENCE MCKINNEY
 Running Backs (Mary, '94)
AARON MOOREHEAD
 Wide Receivers (Illinois, '03)
TERRY PRICE
 Defensive Ends (Texas A&M, '90)
LARRY JACKSON
 FB Sports Performance (Texas A&M, '95)

TEAM INFORMATION

BASIC OFFENSE: Multiple
BASIC DEFENSE: Multiple 4-3
2014 OVERALL RECORD: 8-5
2014 CONFERENCE RECORD (FINISH): 3-5 (5th in SEC West)
2014 BOWL: AutoZone Liberty Bowl (Win 45-37 over West Virginia)
2014 RANKING: Receiving votes

FB MEDIA RELATIONS

ALAN CANNON, Associate A.D./Media Relations
 email acannon@athletics.tamu.edu
BRAD MARQUARDT, Associate Director
 email bmarquardt@athletics.tamu.edu
ADAM QUISENBERRY, Assistant Director
 email aquisenberry@athletics.tamu.edu
MATT CALLAWAY, Assistant Director
 email mcallaway@athletics.tamu.edu
JACKIE THORNTON, Secretary
 email jackiet@athletics.tamu.edu

THE BIG 5-0

The #TAMUvsVANDY game will be the 50th game for the Aggies since joining the SEC in 2012.

- Texas A&M has compiled a 35-14 record since joining the SEC (71.4 winning percentage).
- In the Texas A&M's first 50 games in the Big 12 Conference, the Aggies compiled a 34-16 record (68.0 winning percentage).

ROAD WARRIORS

- Texas A&M has compiled a 17-4 record in games away from Kyle Field (road and neutral site games) during the Kevin Sumlin era.
- The Aggies are 11-5 in true road games.
- In the previous five seasons before Sumlin's arrival, the Aggies were 10-19 away from Kyle Field.
- The last winning record away from Kyle Field prior to Sumlin's arrival in 2012 came in 2006.

EYEBALLS ON THE AGGIES

The #TAMUvsVANDY game will be the 28th straight nationally-televised game for the Aggies, which is a record.

- Texas A&M's last non-national game was the 2013 Vanderbilt game, which appears on the regional SEC TV network.
- Since joining the SEC, 45 of 49 possible Texas A&M games have been nationally-televised. Of the four non-national games, two were regionally-televised and two were offered via pay-per-view.
- Prior to joining the SEC, the most national TV games in a season was nine in 2007 and the longest streak was three (many times).

YARDAGE IN CHUNKS

Texas A&M freshman WR/RS Christian Kirk gobbles up yardage in chunks while gaining yards via rush, catch, punt return and kickoff return.

- Kirk leads the SEC in yards per touch with an average of 14.8 yards every time he touches the football. Among players with more than 1,400 all-purpose yards nationally, Kirk ranks No. 2 in yards/touch.

SEC Yards/Touch Leaders

Player, School	Yards/Play
Christian Kirk, Texas A&M	14.8
LaQuon Treadwell, Ole Miss	14.7
Brandon Powell, Florida	13.6
Ricardo Louis, Auburn	11.7
Calvin Ridley, Alabama	11.4

FBS Yards/Touch Leaders#

Player, School	Yards/Play
Jakeem Grant, Texas Tech	16.6
Christian Kirk, Texas A&M	14.8
Dalvin Cook, Florida State	8.4
Christian McCaffrey, Stanford	8.1
Larry Rose III, New Mexico State	8.0

- Among players with minimum of 1,400 all-purpose yardage.



2015 STANDINGS

Eastern

Team	All	SEC
Florida	9-1	7-1
Georgia	7-3	5-3
Tennessee	6-4	3-3
Vanderbilt	4-6	2-4
Kentucky	4-6	2-4
Missouri	5-5	1-5
South Carolina	3-7	1-7

Western

Team	All	SEC
Alabama	9-1	6-1
Arkansas	6-4	4-2
LSU	7-2	4-2
Ole Miss	7-3	4-2
Texas A&M	7-3	3-3
Mississippi State	7-3	3-3
Auburn	5-5	2-5

THIS WEEK IN THE SEC

Saturday, Nov. 21

11:00 AM __ FAU @ (11) Florida _____ SEC NETWORK
 11:00 AM __ The Citadel @ South Carolina _____ SEC NETWORK
 2:30 PM __ (9) LSU @ Ole Miss _____ CBS
 3:00 PM __ Charleston So @ (2) Alabama _____ SEC NETWORK
 3:00 PM __ Idaho @ Auburn _____ SEC NETWORK
 6:00 PM __ (17) Miss St @ Arkansas _____ ESPN
 6:00 PM __ Ga Southern @ Georgia _____ ESPNU
 6:15 PM __ Tennessee @ Missouri _____ ESPN2
 6:30 PM __ Texas A&M @ Vanderbilt _____ SEC NETWORK
 6:30 PM __ Charlotte @ Kentucky _____ SEC NETWORK

* - Game played at neutral venue
 All game times at Central



NIGHTMARE FOR QBs, OCs

Sophomore DE **Myles Garrett** is, arguably, the nation's most feared pass rusher.

- Garrett leads the SEC with 10.5 QB sacks, 17.0 tackles for losses (tie) and five forced fumbles. He also has 50 tackles, 16.0 tackles for loss, seven QB hurries, a blocked punt and an interception on his 2015 resume.
- Garrett is a semifinalist for the Rotary Lombardi Award (college lineman of the year) and the Bednarik Award (defensive POY), and was a quarter-finalist for the Lott IMPACT Trophy. He is on the watch lists for the Hendricks Award (top DE) and the Bronko Nagurski Trophy (outstanding defender).
- Garrett has been named the SEC DL of the Week twice in 2015 (MSU and ALA).
- Garrett tied a career-high with 3.5 sacks vs. NEV despite having his wisdom teeth removed less than a week previously.
- Nevada schemed for the challenge of facing Garrett by having its scout team defensive ends line up offside in practice to simulate Garrett's quickness, according to the SEC Network TV crew.
- His older sister, **Brea Garrett**, was a NCAA Champion thrower for the A&M track and field team. His older brother, **Sean Williams**, has played for several NBA teams and currently plays basketball overseas.
- Among his measurables are: 40-yard dash: 4.46; broad jump: 9 feet, 5 inches; vertical jump: 38.5 inches; power clean: 372 pounds; deadlift: 528 pounds; incline bench press: 355 pounds; leg press: 1,100 pounds.
- Described as a "dino-geek," Garrett says of his post-football life: "I want to be a paleontologist, whether it's amateur or professional." (Sports Illustrated, July 27, 2015)



LIKE FATHER, LIKE SON

True freshman QB **Kyler Murray** took over as the Aggies' QB starter in game 8 of 2015 and has started the last three games for the Aggies.

- Murray leads all SEC freshmen with an average of 41.9 rushing yards per game.
- Nearly half of his rushing attempts have resulted in a first down or a touchdown (48.9), which leads all SEC QBs.
- Last week vs. WCU, Murray became the fourth A&M QB to throw three TDs in a single game.
- In his starting debut vs. SC on Oct. 31, Murray became the first Aggie to pass for 200+ yards and rush for 100+ yards in a game since former Heisman Trophy winner Johnny Manziel vs. Ole Miss in 2013.
- He also became the first freshman QB to rush for over 100 yards in his starting debut in school history with 156 yards on 20 carries.
- Against AUB, Murray generated 142 total yards before leaving the game with an injury.
- Murray arrived at Texas A&M in June with sparkling credentials, including a **perfect 42-0 record** as a starter at Allen High School (suburb of Dallas). He was also named the 2015 Gatorade Male Athlete of the Year.
- Murray became the first person to be selected to play in the football and baseball version of the Under Armour All-American game. Murray has intentions of playing baseball for the Aggies in the spring and already has a locker at Blue Bell Park.
- His father, **Kevin Murray**, was a record-setting passer for the Aggies and posted a 25-6-1 record as a starting QB from 1983-86. Kevin also started for the Aggies as a true freshman in 1983.



RACING TO THE QB

Junior DE **Daeshon Hall** has emerged as one of the SEC's most disruptive defenders with 6.0 QB sacks and 10.5 tackles for loss.

- Hall and Myles Garrett have combined for 16.5 QB sacks, which is more than any other tandem in the SEC.
- Garrett said of the pair's friendly competition to get to the quarterback, "It's a race to get to the quarterback every time."
- Hall came to Texas A&M on his recruiting visit in 2013 as a 208-pound "basketball player," according to head coach **Kevin Sumlin**. He has bulked up to 260 pounds as a junior.
- Hall's nickname is "**Dae Dae**."
- Hall moved from Seattle, Wash., to Lancaster, Texas in high school. His high school coach **Chris Gilbert** got his first glimpse of Hall playing basketball. "He was just like hammering dunks," Gilbert said. "He was a little thin, but I could tell he was strong. He said, 'Coach, I love basketball but everybody tells me they think I can play on Sundays, and I think I can.'" (Dallas Morning News, Sept. 12, 2014)
- Hall's four-sack effort vs. ASU tied for second-most in a single game in school history, trailing only the five-sack performance by **Alex Morris** vs. Houston in 1987. Hall matched the sack total of three first-team All-Americans: **Jacob Green**, **Ray Childress** and **John Roper**.



TACKLING MACHINE

Sophomore FS **Armani Watts** is having a record-setting season in his second year as a starter for the Aggies. He's on pace for a 100-tackle season and he's had five double-digit games, including a 20-tackle effort vs. Ole Miss.

- He is just four tackles shy of reaching 100 and he would be the first Aggie to hit the century mark since LB Michael Hodges had 115 in 2010. Only a handful of Aggie DBs have reached 100 tackles in a season, most recently Jaxson Appel had 135 in 2003.
- Watts leads the SEC with an amazing 63 solo tackles. Watts have more solo tackles than the Aggies' No. 2 tackler has total tackles (59 by Shaan Washington and Justin Evans).
- His 20-tackle game was the second-most prolific tackle game by a DB in school history. Safety Larry Horton matched the overall school record with 24 tackles vs. Baylor in 1990 (originally set by LB Larry Kelm in 1985).
- Watts is third in the SEC and tied for No. 20 in FBS with 9.6 tackles/game.
- A consensus 4-star recruit out of North Forney HS, Watts earned all-state honors at safety and was an all-district pick on offense and defense and as a return man.

SEC Tackles Leaders

Rk	Player, Pos., School	Total	Avg.
1.	Kentrell Brothers, LB, LSU	128	12.8
2.	Johnathan Ford, DB, AUB	97	9.7
3.	Armani Watts , DB, TAMU	96	9.6
4.	Skai Moore, LB, SC	95	9.5
5.	Jalen Reeves-Maybin, LB, UT	89	8.9



RECORD-SETTING REYNOLDS

Junior WR **Josh Reynolds** leads the team with a 17.3 per catch average (554 yards on 32 catches).


- Reynolds was suspended last week vs. WCU for a violation of team rules.
- Reynolds had 100-yard receiving games vs. ARK and MSU, including a career-best 141 on seven catches vs. the Bulldogs. It was the first time that Reynolds had reached 100 in consecutive games.
- Reynolds' 13 receiving TDs last season broke the school record of 12 originally set by **Jeff Fuller** in 2010 and matched by 2014 NFL first-round pick **Mike Evans** in 2013.
- Prior to the season, head coach **Kevin Sumlin** revealed that Reynolds set the record while playing through a shoulder injury that required offseason surgery. "Maybe we can get 26 touchdowns out of him this year," Sumlin said, smiling. "We're excited about him now that he's 100 percent and ready to go and not a one-armed guy out there." (Fort Worth Star-Telegram, Aug. 28, 2015)
- Overlooked by FBS programs out of HS, Reynolds went to Tyler Junior College as a full qualifier and then transferred to A&M with three years of eligibility in 2014.
- Coaching staff was tipped off to Reynolds by A&M T&F coach **Pat Henry**, who had recruited Reynolds as a high jumper.

TAMU Career Receiving TDs

Player, Years	TDs
Jeff Fuller, 2008-11	34
Ryan Swope, 2009-12	24
Uzoma Nwachukwu, 2009-12	19
Bob Long, 1966-68	19
Josh Reynolds, 2014-	17
Mike Evans, 2012-13	17


PRO DADS/FAMILY

Multiple players on the Aggies' 2015 roster have fathers or other relatives that were accomplished professional athletes in the NFL or other sports.




BRUCE MATTHEWS / MIKE MATTHEWS

The father of Aggie OL Mike Matthews, Bruce, was inducted into the Pro Football Hall of Fame in 2007. Mike continues the amazing Matthews family football legacy, which includes former A&M OL starters Kevin and Jake Matthews.



ROD HARRIS / DE'VANTE HARRIS

Junior CB De'Vante Harris' father, Rod, was an accomplished return man for three NFL teams and had over 150 punt/kickoff returns in his career.



LOUIS CHEEK / JOSEPH CHEEK

Senior OG Joseph Cheek's dad, Louis, saw action in 49 games in four seasons in the NFL.



FRANK / KELLY / SHANE TRIPUCKA

Punter Shane Tripucka's family tree includes former AFL all-star QB Frank Tripucka (grandfather) and former NBA all-star Kelly Tripucka (uncle).

AGGIE LEGACIES

- OT Louis Cheek 1984-87 / OG Joseph Cheek
- OL Pat Cunningham 1988-89 / DE Qualen Cunningham
- WR Rod Harris 1985-88 / CB De'Vante Harris
- QB/DB Mark McQueen 1981-82 / QB Conner McQueen
- QB Kevin Murray 1983-86 / QB Kyler Murray
- TE Greg Schorp 1990-93 / DL Tanner Schorp



RAY GUY AWARD, PART III

Senior preseason All-SEC punter **Drew Kaser** continues his assault on Texas A&M and SEC punting record book. Kaser was named a semifinalist for the Ray Guy Award for a third-straight year in 2015.

- Kaser ranks No. 2 in the FBS with a 47.6 punt average. He is on pace to break his own school record of 47.4. Kaser also averages a **SEC-best 46.2 in SEC games only**.
- Kaser has 16 punts inside the opponent 20 and has matched his career high with 18 boots of 50 yards or more in 2015.
- With an overall career punt average of 46.1 and a SEC-only career punt average of 46.1 (he had two punts in 2011), Kaser is on pace to break the Texas A&M record (44.7 by **Shane Lechler**, 1996-99) and the SEC record (45.6 by **Rickey Anderson** of Vanderbilt, 1983-84).
- Kaser was named Ray Guy Award Player of the Week after posting four "inside the 20" boots and a healthy 47.9 yards on a career-high 10 punts vs. MISS.
- As a junior, Kaser deposited 22 punts inside the opponent 20-yard line, which broke the old school record of 21 set by Lechler in 1998.
- As a sophomore in 2013, Kaser earned All-America honors and was a finalist for the **Ray Guy Award** after leading the SEC and breaking Lechler's season school record with a 47.4 average.

NCAA Punt Average

Player, School	Avg.
Michael Carrizosa, San Jose St.	48.5
Drew Kaser, Texas A&M	47.6
Tom Hackett, Utah	47.1
Hayden Hunt, CSU	46.3
Austin Rehkow, Idaho	46.0



HONEY BADGER REDUX

Sophomore nickelback **Donovan Wilson** has drawn comparisons to former LSU playmaker **Tyrann Mathieu** or the "Honey Badger" because of his penchant for making big plays.

- Wilson is tied for the SEC lead with five interceptions, which match the entire Texas A&M team's output in 2014.
- Texas A&M's first-year defensive coordinator **John Chavis** says, "We need that catalyst and he's been that catalyst force. He's made big play after big play. (Former LSU All-American **Tyrann Mathieu**) had the 'it' factor. We're starting to see some of that with Donovan." (Bryan-College Station Eagle, Oct. 7, 2015)

2015 Wilson (9 gms) vs. 2011 Mathieu (13 gms)

Player	TFL	QBS	INT	PBU	FR	FF
Wilson	7.5	2.0	5	2	2	3
Mathieu	7.5	1.5	2	9	5	6

- Wilson **fills the stat sheet like few other defenders**. He ranks fourth on the team in tackles (53), has 7.5 TFL, 2.0 QBS, three FF, two FR and two PBUs, along with his five INTs.
- In regard to "turnover involvement," which tracks interceptions, fumbles forced and fumble recovered, Wilson ranks among some of the great names in Wrecking Crew history (stats incomplete prior to 1976).

TAMU Turnover Involvement

Player, Pos, Year	INT/FF/FR	Total
Domingo Bryant, DB, 1985	4/4/5	13
Dat Nguyen, LB, 1996	3/6/3	12
Kevin Smith, CB, 1989	9/1/1	11
Donovan Wilson, DB, 2015	5/3/2	10
Several with nine		

- A late addition to the Aggies' 2014 signing class, Wilson led the Shreveport, La., area with 13 interceptions while earning All-City Defensive POY (Shreveport Times) and Louisiana Class 4A all-state honors.



BACK TO HEALTH

Preseason All-SEC WR **Speedy Noil** has battled nagging injuries throughout his sophomore campaign but is back to full speed.

- Noil was suspended last week vs. WCU for a violation of team rules.
- Noil has 14 catches for 125 yards and two touchdowns in seven games of action in 2015, which is way down from last year's 46 catch, 583 yard debut in the maroon and white.
- Noil served as the Aggies' main punt and kick returner vs. SC and AUB.
- Last year, Noil was the Aggies' leader in all-purpose yardage and punt and kickoff return yardage, and he ranked third on the team in receiving yardage. Noil's 1,418 all-purpose yards ranked No. 4 by a freshman in school history. He was the fifth freshman (second true freshman) to reach the 40-catch plateau (46) and his 583 receiving yards ranked No. 5 in the freshman record book.
- A consensus 5-star recruit, Noil lined up at QB for Edna Karr HS in New Orleans, La.
- Speedy's given name is Devante.

FRESHMAN ALL-PURPOSE YARDS

Player	AP-YDs	Year
Cyrus Gray	1,592	2008
Dante Hall	1,551	1996
Christian Kirk	1,463	2015
Leeland McElroy	1,427	1993
Speedy Noil	1,418	2014



SEC'S BEST FRESHMAN?

The SEC's top freshman in multiple statistical categories, WR/RS **Christian Kirk** makes a strong case for the title of SEC's best freshman.

- Kirk **leads all SEC freshmen** in scoring (4.8 points/G), touchdowns (8), receptions (6.3/G), receiving yards (82.8/G), punt return average (24.5), all-purpose yards (146.3/G).
- Kirk averages 14.8 yards per touch, which **is tops in the SEC.**
- Kirk has **already earned SEC weekly honors twice** -- Freshman POW honors after the ASU win and Special Teams POW after ARK.
- Kirk is the **overall NCAA FBS and SEC leader** in punt return average (24.5).
- His four 100-yard receiving games in 2015 are the **most by any freshman in school history.**
- Kirk has been a **game-breaker** for the Aggies as a punt returner. Kirk is tied for the FBS lead with two touchdowns. He also has an NCAA-best three returns of 50 yards or more.
- Against ASU, Kirk became the first Aggie freshman in program history to hit the 100-yard plateau in receiving yards in his playing debut with 106 yards (6 catches).
- A consensus 5-star recruit out of Saguaro HS in Scottsdale, Ariz., Kirk was an early enrollee at Texas A&M in January of 2015.
- Of Kirk, TAMU OC Jake Spavital says, "He is a straight professional. He came to Texas A&M with one purpose and it's to play football and do it at the max level. It's amazing how he approaches it." (ESPN.com, July 23, 2015)



TWO-WAY SLIM

Senior **Brandon Williams** is Texas A&M's first two-way player since the late 1960s. Williams starts for the Aggies at cornerback and also sees action at running back.

- Starting every game at CB, Williams is tied for the team lead with seven PBUs and has contributed 31 tackles.
- Williams is the first two-way player at Texas A&M since Dave Elmendorf and Ross Brupbacher saw action on both offense and defense for the 1968 Aggies.
- Williams, who was strictly a RB his first two seasons at Texas A&M, **made the position change to cornerback after spring drills.** Williams started six games at RB and gained 388 yards on 87 carries in 2014.
- "I'm a football player," Williams said. "I'm not a running back. I'm not a cornerback. I'm not a D-end. **I'm a football player. I love to play football, so whatever I need to do to help the team win and play football, I'll do.**" (Bryan-College Station Eagle, Sept. 16, 2015)
- A five-star RB recruit out of Brookshire-Royal HS, **Williams said he hadn't played defense since pee-pee football "and even then it was at safety."**
- Nickname is **"Slim."**
- "At 6-foot, 205, he's an average-to-slight build running back in the NFL. **At 6-foot, 205, he's a big cornerback and a NFL prospect," Sumlin said.** "He's physical, one of the fastest guys on the team, has long arms and he's strong. The sky is the limit for him. He helps our football team at cornerback, but he's also helping himself by showcasing where he can play at the next level. If he can improve his technique, **he's gone from a free agent/late round to a draft pick.** (The position change) helps him and it helps us."



WORKHORSE CARSON

Senior RB **Tra Carson** is less than 150 yards away from becoming the first 1,000 rusher from the running back position during the Kevin Sumlin era (since 2012).

- The powerful Carson needs 136 rushing yards to become the 11th player to hit 1,000 in school history and the first since QB Johnny Manziel in 2012.
- Carson has posted back-to-back-to-back 100-yard rushing games vs. SC (21-122-1), AUB (21-109-0) and WCU (17-109-1).
- Carson had a career-high 29 carries (96 yards) and was on the field for a **whopping 80 plays in the Aggies' season-opening win** over then-No. 15 Arizona State.
- **"He's a workhorse," Sumlin says.** "He's 230 to 235 pounds, a big back, great blocker, trustworthy. He can do everything for us and he's a leader."
- The Aggies' 2014 RB-by-committee was pared down in the offseason when **Trey Williams** opted to enter the NFL early and six-game starter **Brandon Williams** shifted to defense.
- **Prior to Carson's recent run, his career high for carries and yards came in his first game in the maroon and white** (14 carries for 76 yards vs. Rice on Aug. 31, 2013). In fact, prior to last year's bowl game, Carson had just five double-digit carry games and no 100-yard rushing games.
- Carson **transferred to Texas A&M in 2012** after playing his freshman season at Oregon in 2011. Carson rushed for 254 yards in 10 games of action for the Ducks.
- A three-star RB, Carson broke **LaMichael James'** school rushing record at Liberty-Eylau HS in Texarkana, Texas with 2,202 yards as a senior.
- **Tra** is short for Latravion.



THE 12TH MAN

Senior **Sam Moeller** (San Antonio, Texas) owns the school record for 12th Man starts with 36. The previous record-holder, Nick Lamantia, had 30 starts from 2006-08.

- A special teams ace in general, Moeller is on virtually every coverage unit and is a valuable DB reserve. He is the **only 12th Man in school history to block a punt** (vs. MSU, 2013).
- Texas A&M's famous 12th Man tradition dates back to 1922 when **student E. King Gill came out of the stands in the Dixie Classic in Dallas at the request of legendary head coach Dana X. Bible** because of injuries to his football team. Gill never entered the game but "stood ready" in the Aggies' 22-14 win over the powerhouse Centre College Praying Colonels.
- In honor of the tradition, the **Texas A&M student body "stands ready" to show their support of their team** on the field.
- **The 12th Man Kickoff Team tradition was started in 1982 by then-head coach Jackie Sherrill after being inspired by watching students build the famous Aggie Bonfire.** "I knew that I could find, out of 40-some-odd thousand students, 11 guys that would cover kickoffs, but have no regard for their body and be tough as nails," Sherrill said. (Source: MyAggieNation.com) Beginning in 1991, a single 12th Man was chosen to represent the study body on the kickoff unit.

12TH MAN STARTS

PLAYER	STARTS	YEARS
Sam Moeller	36	2012-
Nick Lamantia	30	2006-08
John Ray	23	2004-05
C.J. Jones	21	2010-12
Eric Stanford	17	1999-01



SURGING AS A RECEIVER

Sophomore WR **Ricky Seals-Jones** has been surging as a receiver over the past two months and is the only Aggie receiver with at least three catches in each of the past six games.

- The recent surge by Seals-Jones has pushed the 6-foot-5 receiver to No. 2 on the team with 37 catches (473 yards).
- The Seals-Jones surge came on the heels of being ejected for targeting in the first half of the Mississippi State game.
- Seals-Jones has been consistently praised as one of the team's top blockers on the perimeter.
- Seals-Jones ranked No. 3 on the team last season with 49 catches for 465 yards and four TDS. It was the No. 4 season by an Aggie freshman. His single game high was 10 catches vs. MSU, which ranked No. 2 by a freshman.
- RSJ played in two games as a true freshman before suffering a season-ending injury. In his first career game, Seals-Jones reeled off a 71-yard TD catch and run against Rice that remains his career long.
- The early-season showdown of future Texas A&M signees Seals-Jones of Sealy HS and QB **Kohl Stewart** of St. Pius in 2012 was the first destination of the "Swag-copter" when head coach Kevin Sumlin used a helicopter to get from College Station to St. Pius' Parsley Field in Houston.



LONG-RANGE BERTOLET

Senior PK **Taylor Bertolet** has been a long-range scoring threat for the Aggies with a FBS-best five 50-yard plus field goals in 2015.

- With three games remaining in 2015, Bertolet is three 50-yard bombs shy of Tennessee's **Fuad Revez**'s FBS record of eight from 1982. He is also two shy of **Tony Franklin**'s school record of seven 50-yard FGs from 1976, which was the NCAA record.
- Bertolet has connected from distances of 55 vs. Mississippi State (career long), 54 and 52 vs. Alabama, 50 vs. Auburn and 52 vs. WCU.
- For his career, Bertolet has eight career boots of 50-yards or more, which is second in school history behind Franklin's 16 from 1975-78.
- Bertolet has been successful on 49-of-55 placekicks in 2015 - 16-of-22 on field goal attempts and 33-of-33 on extra point tries.
- Bertolet returned to the starter's role on field goals and extra points in 2015 after concentrating on kickoff duties the past two seasons. Bertolet was the Aggies' full-time PK as a freshman in 2012 and connected on 13-of-22 FGs and a whopping 67 PATs that season. He became the first Texas A&M first freshman PK to score 100 points in 2012 (106 points).
- The strong-legged Bertolet has 31 touchbacks on kickoffs in 2015 and an amazing 185 touchbacks for his career.
- Bertolet became the ninth PKs with 200 career points earlier this season and also the 10th player with 30 FGs for his career.

4TH QUARTERS VS. POWER 5 OPPONENTS

The Texas A&M defense has rose to the occasion in fourth quarters against Power 5 opponents in 2015. The Aggies, under the direction of defensive coordinator John Chavis, have allowed just 26 points in fourth quarters against Power 5 teams.

- In seven fourth quarters vs. Power 5s, the Aggie defense has allowed a total of 26 points and 468 total yards on 121 plays (3.9 per play). A&M has allowed a total of 224 rushing yards on 79 carries (2.8 yards per carry) and 249 passing yards on 26-of-42 attempts (5.9 yards per pass attempt).

vs. No. 15 Arizona State (Pac 12)

Points allowed: 3
 Rushing Yards: 6 yards / 12 carries
 Passing Yards: 102 yards / 9-of-16 attempts
 Total Yards: 108 yards / 28 plays

vs. Arkansas (SEC)

Points allowed: 7
 Rushing Yards: 68 yards / 17 carries
 Passing Yards: 0 yards / 0-0 attempts
 Total Yards: 68 yards / 17 plays

vs. Mississippi State (SEC)

Points allowed: 7
 Rushing Yards: 24 yards / 6 carries
 Passing Yards: 58 yards / 6-10 attempts
 Total Yards: 82 yards / 16 plays

vs. Alabama (SEC)

Points allowed by defense: 3
 Rushing Yards: 43 yards / 11 carries
 Passing Yards: 10 yards / 3-3 attempts
 Total Yards: 53 yards / 14 plays

vs. Ole Miss (SEC)

Points allowed by defense: 0
 Rushing Yards: 45 yards / 13 carries
 Passing Yards: 13 yards / 3-5 attempts
 Total Yards: 58 yards / 18 plays

vs. South Carolina (SEC)

Points allowed by defense: 0
 Rushing Yards: 0 yards / 5 carries
 Passing Yards: 31 yards / 3-6 attempts
 Total Yards: 31 yards / 11 plays

vs. Auburn (SEC)

Points allowed by defense: 6
 Rushing Yards: 38 yards / 15 carries
 Passing Yards: 35 yards / 2-2 attempts
 Total Yards: 73 yards / 17 plays

NO OPPONENTS FROM STATE OF TEXAS ON 2015 SCHEDULE

Although the Aggies plays nine games within the boundaries of the state of Texas, Texas A&M did not face a single opponent from the Lone Star State for the first time in program history in 2015.

- The 2015 home schedule featured seven home games at the redeveloped Kyle Field, including SEC contests vs. Mississippi State, Alabama, South Carolina and Auburn.
- The Aggies will face just three true road contests in 2015 -- vs. Ole Miss, Vanderbilt and LSU.

SUMLIN VS. TOP 25

In his eighth season as a head coach, fourth-year Aggie coach **Kevin Sumlin** has a career record of 12-12 against teams ranked in the Associated Press Top 25 (9-11 at A&M).

- Sumlin's five road wins and eight wins away from Kyle vs. AP Top 25 squads are already the most by any coach in school history.

Sumlin vs. the AP Top 25 (at TAMU)

Opponent, Year	AP rank	Result
Florida, 2012	No. 24	L, 20-17
vs. Louisiana Tech, 2012	No. 22	W, 59-57
LSU, 2012	No. 6	L, 24-19
at Mississippi State, 2012	No. 17	W, 38-13
at Alabama, 2012	No. 1	W, 29-24
vs. *Oklahoma, 2013	No. 11	W, 41-13
Alabama, 2013	No. 1	L, 49-42
Auburn, 2013	No. 24	L, 45-41
at LSU, 2013	No. 18	L, 34-10
at Missouri, 2013	No. 5	L, 28-21
vs. Duke, 2013	No. 22	W, 52-48
at South Carolina, 2014	No. 9	W, 52-28
at Mississippi State, 2014	No. 12	L, 31-48
Ole Miss, 2014	No. 3 (tie)	L, 20-35
at Alabama, 2014	No. 7	L, 0-59
at Auburn, 2014	No. 3	W, 41-38
vs. Arizona State, 2015	No. 15	W, 38-17
Mississippi State, 2015	No. 21	W, 30-17
Alabama, 2015	No. 10	L, 23-41
Ole Miss, 2015	No. 24	L, 3-23

Sumlin vs. the AP Top 25 (at UH)

at East Carolina, 2008	No. 23	W, 41-24
Tulsa, 2008	No. 25	W, 70-30
at Oklahoma State, 2009	No. 5	W, 45-35
Southern Miss, 2011	No. 24	L, 49-28

AGGIES ON NFL OPENING DAY ROSTERS

A total of 28 Aggie football players were NFL rosters on the opening day of the 2015 season.

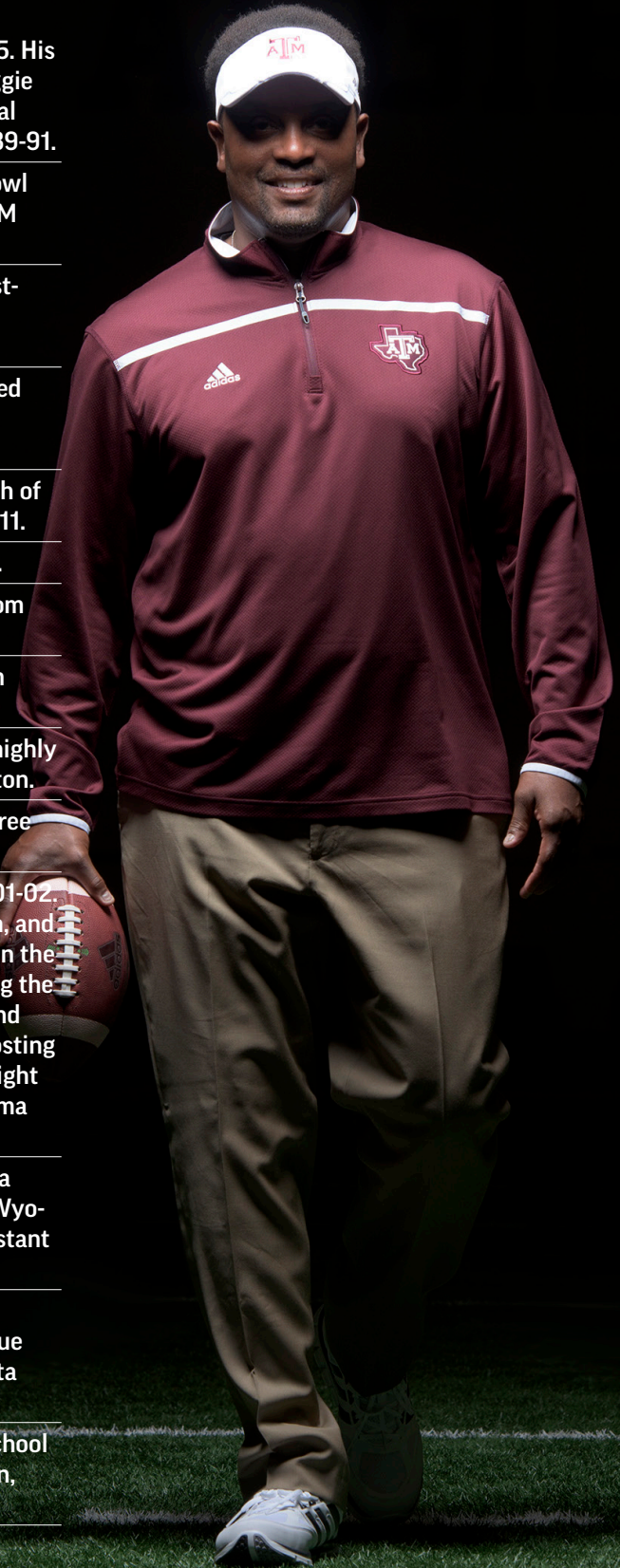
- The longest tenured NFL Aggie is All-Pro punter **Shane Lechler** with the Houston Texans, who is in his 16th season.
- Former A&M walkon **Don Muhlbach**, is in his 12th season snapping in the NFL with the Detroit Lions.
- QB **Jameill Showers**, now with the Dallas Cowboys, earned his degree at Texas A&M before finishing out his college eligibility at UTEP.
- For the fifth straight year, the Aggies had a first-round NFL draft pick (**Cedric Ogbuehi, No. 21, Cincinnati Bengals**).

AGGIES ON NFL ROSTERS

Martellus Bennett, TE, Chicago Bears
Michael Bennett, DL, Seattle Seahawks
Randy Bullock, PK, Houston Texans
Cameron Clear, TE, Pittsburgh Steelers--reserved/injured
Mike Evans, WR, Tampa Bay Buccaneers
Deshazor Everett, DB, Washington Redskins--practice squad
Jarvis Harrison, OL, New York Jets
Tramain Jacobs, DB, New York Giants--practice squad
Tony Jerod-Eddie, DL, San Francisco 49ers
Luke Joeckel, OL, Jacksonville Jaguars
Josh Lambo, PK, San Diego Chargers
Jorvorskie Lane, RB, Tampa Bay Buccaneers
Shane Lechler, P, Houston Texans--16th Season
Patrick Lewis, OL, Seattle Seahawks
Johnny Manziel, QB, Cleveland Browns
Jake Matthews, OL, Atlanta Falcons
Christine Michael, RB, Dallas Cowboys
Von Miller, LB, Denver Broncos
Damontre Moore, DL, New York Giants
Don Muhlbach, DS, Detroit Lions--12th Season
Uzoma Nwachukwu, WR, Miami Dolphins--practice squad
Cedric Ogbuehi, OL, Cincinnati Bengals--reserved/non-football injury
Sean Porter, LB, Cincinnati Bengals--physically unable to perform
Jameill Showers, QB, Dallas Cowboys--practice squad (graduated from Texas A&M)
Ryan Tannehill, QB, Miami Dolphins
Steven Terrell, DB, Seattle Seahawks
Cody Wallace, OL, Pittsburgh Steelers
Trey Williams, RB, Washington Redskins--practice squad

KEVIN SUMLIN

- **KEVIN SUMLIN** is in his fourth season at Texas A&M in 2015. His 28 wins after his first three seasons were a record for an Aggie head coach. The previous record was 27 victories by National Football Foundation Hall of Fame coach **R.C. SLOCUM** in 1989-91.
- Sumlin is the first Texas A&M coach to win three straight bowl games. His three bowl wins match the most by an Texas A&M head coach (Slocum had three from 1989-2002).
- During his tenure, Texas A&M players have earned eight first-team All-America awards and won four national individual awards.
- Sumlin was the 2012 SEC Coach of the Year by the Associated Press and the SEC Co-Coach of the Year by the league head coaches.
- Sumlin was a 2009, 2011 and 2012 Paul "Bear" Bryant Coach of the Year finalist, and a AFCA Coach of the Year finalist in 2011.
- 2015 will be Sumlin's eighth season as a college head coach.
- He earned his degree in Criminology and Criminal Justice from Purdue University in 1988.
- Sumlin was a standout linebacker for the Boilermakers from 1983-86.
- Sumlin was hired at Texas A&M on Dec. 10, 2011 after four highly successful seasons as head coach at the University of Houston.
- He compiled a 35-17 record at UH, and led the Cougars to three bowl games in his four seasons.
- Sumlin served as an assistant coach at Texas A&M from 2001-02. Was hired as assistant head coach and wide receivers coach, and he added offensive coordinator to his responsibilities early in the 2002 season after the offense struggled. With Sumlin calling the plays, the Aggie offense flourished, averaging 33.0 points and 419 yards per game for the remainder of the season after posting just 16.0 points and 286 yards per game previously. A highlight of the season included a 30-26 win over top-ranked Oklahoma with the Aggies gaining 404 total yards to key the victory.
- Other assistant coaching stops for Sumlin include: Oklahoma (2003-07), Purdue (1998-2000), Minnesota (1993-97) and Wyoming (1991-92). He got his coaching start as a graduate assistant at Washington State from 1989-90.
- As an assistant coach, Sumlin served under **BOB STOOPS** at Oklahoma, **R.C. SLOCUM** at Texas A&M, **JOE TILLER** at Purdue and Wyoming, **JIM WACKER** and **GLEN MASON** at Minnesota and **MIKE PRICE** at Washington State.
- Sumlin is a native of Indianapolis, Ind., and attended high school at Brebeuf Jesuit Prep. He was born Aug. 3, 1964, in Brewton, Ala.



TEXAS A&M COACHES SPEED CHART

SIDELINE



KEVIN SUMLIN
HEAD COACH



JAKE SPAVITAL
OFFENSIVE COOR. /
QUARTERBACKS

PRESS BOX



JOHN CHAVIS
DEFENSIVE COOR.
LINEBACKERS



JEFF BANKS
SPECIAL TEAMS COOR. /
TIGHT ENDS



DAVE CHRISTENSON
RUN GAME COOR. /
OFFENSIVE LINE




MARK HAGEN
DEFENSIVE TACKLES



CLARENCE MCKINNEY
RUNNING BACKS



TERRY JOSEPH
SECONDARY



AARON MOOREHEAD
WIDE RECEIVERS



TERRY PRICE
DEFENSIVE ENDS



LARRY JACKSON
FOOTBALL SPORTS
PERFORMANCE



KYLE FIELD

- Home of the Aggies since 1905. Stadium built in 1927 and the horseshoe enclosed in 1929.
- Capacity: 102,577
- Stadium record crowd is 110,633 (A&M vs. Ole Miss, 10/11/2014).
- Kyle Field is named for former A&M Dean of Agriculture Edwin Jackson Kyle, who donated a 400 x 400-foot area of the southern edge of campus that had been assigned to him for horticultural experiments. It became the home of the Aggies.
- Texas A&M just finished a \$485 million re-development of Kyle Field that makes the Home of the 12th Man the largest football stadium in the SEC and the state of Texas.
- Texas A&M led the SEC in home attendance with an average of 105,122 per game. It was the first time A&M has been the conference leader in attendance since 1987 in the Southwest Conference (66,623)

Texas A&M's 2015 attendance at Kyle Field surpassed the 700,000 level for the first time with a cumulative 725,354 attending the Aggies' seven home games. Texas A&M averaged 103,622 per game, which leads the SEC.

KYLE FIELD RECORD CROWDS

110,633	Ole Miss (2014)	L, 35-20
105,829	LSU (2014)	L, 23-17
105,733	Alabama (2015)	L, 41-23
104,756	Missouri (2014)	L, 34-27
104,728	Lamar (2014)	W, 73-3
104,625	Auburn (2015)	L, 26-10
104,455	Mississippi State (2015)	W, 30-17
104,213	Ball State (2015)	W, 56-23
103,867	Rice (2014)	W, 38-10
102,591	Nevada (2015)	W, 44-27

KYLE FIELD RECORD SEASON AVERAGES

1.	105,122	2014	630,735 / 6 games
2.	103,622	2015	725,354 / 7 games
3.	87,183	2011	610,283 / 7 games
4.	87,125	2013	697,003 / 8 games
5.	87,014	2012	522,083 / 6 games
6.	82,711	2001	496,268 / 6 games
7.	82,477	2010	577,338 / 7 games
8.	82,207	2007	575,450 / 7 games
9.	82,193	2008	575,351 / 7 games
10.	80,198	2002	561,389 / 7 games



SCHEDULE BREAKDOWN -- RANKINGS / TV / RADIO

Date	AP/HC/CF	Opponent (AP/HC)	TV/Kickoff	Play-by-Play, Analyst (s), Sideline	National Radio	Play-by-Play, Analyst, Sideline
9/5	RV/RV	vs. Arizona St. (15/16)	ESPN/6 pm	Brad Nessler, Todd Blackledge, Holly Rowe	Westwood One	Dave Barnett, Ross Tucker
9/12	16/19	Ball St. (NR/NR)	ESPNU/6 pm	Allen Bestwick, Dan Hawkins, Kayce Smith	none	
9/19	17/18	Nevada (NR/NR)	SEC N/11 am	Tom Hart, Andre Ware, Laura Rutledge	none	
9/26	14/15	vs. Arkansas (NR/NR)	ESPN/6 pm	Brad Nessler, Todd Blackledge, Holly Rowe	ESPN Radio	Bill Rosinski, David Norrie, Joe Schad
10/3	14/15	Miss. St. (21/22)	SEC N/6:30 pm	Brent Musburger, Jesse Palmer, Maria Taylor	Westwood One	Chuck Cooperstein, Tim Brown
10/17	9/10	Alabama (10/9)	CBS/2:30 pm	Verne Lundquist, Gary Danielson, Allie LaForce	Compass Media	Gregg Daniels, Tony Hill
10/24	t15/16	at Ole Miss (24/23)	ESPN/6 pm	Brad Nessler, Todd Blackledge, Holly Rowe	Touchdown	Taylor Zanzour, Gino Torretta
10/31	RV/RV	South Carolina (NR/NR)	SEC N/11 am	Tom Hart, Andre Ware, Laura Rutledge	none	
11/7	25/24/19	Auburn (NR/NR/NR)	SEC N/6:30 pm	Brent Musburger, Jesse Palmer, Maria Taylor	ESPN Radio	Bill Rosinski, David Norrie, Joe Schad
11/14	RV/RV/NR	W. Carolina (FCS)	ESPNU/6 pm	Allen Bestwick, Dan Hawkins, Meg Powell	none	
11/21	RV/RV/NR	at Vanderbilt (NR/NR/NR)	SEC N/6:30 pm	Brent Musburger, Jesse Palmer, Maria Taylor		
11/28		at LSU	SEC N/6:30 pm			

AGGIES IN THE RANKINGS (WEEK BY WEEK)

Poll	Pre	W2	W3	W4	W5	W6	W7	W8	W9	W10	W11	W12	W13	W14	W15	W16	FIN
College FB Playoff	--	--	--	--	--	--	--	--	--	19	NR	TBA					
Associated Press	RV	16	17	14	14	9	9	t15	RV	25	RV	RV					
Amway Coaches	RV	19	18	15	15	11	10	16	RV	24	RV	RV					

CFP/AP Top 25 poll notes

- The Aggies were ranked No. 19 in the initial College Football Playoff poll. A&M was one of six SEC teams in the CFP poll.
- A&M climbed as high as No. 9 and were receiving a first-place vote after starting the season with five straight wins.

- The Aggies' season-opening 38-17 win over then-No. 15 Arizona State moved them from "receiving votes" to No. 16 in the AP Top 25.
- The Aggies were ranked just outside the ranking in the 2015 preseason AP Top 25. The Aggies had been ranked in the previous two preseason AP polls.
- Under Sumlin, the Aggies have been ranked in the top 10 of the AP poll 22 times (5 weeks in 2012, 10 in 2013, 5 in 2014 and 2 in 2015).

Prior to Sumlin's arrival in 2012, the Aggies had been ranked in the top 10 four times since 2000.

- In the 60 total ranking periods during the Sumlin era, the Aggies have been ranked or receiving votes in 55 AP polls.

CFB Playoff

RK	TEAM	RECORD	TREND
1	Clemson	9-0	-
2	Alabama	8-1	2
3	Ohio State	9-0	-
4	Notre Dame	8-1	1
5	Iowa	9-0	4
6	Baylor	8-0	-
7	Stanford	8-1	4
8	Oklahoma State	9-0	6
9	LSU	7-1	7
10	Utah	8-1	2
11	Florida	8-1	1
12	Oklahoma	8-1	3
13	Michigan State	8-1	6
14	Michigan	7-2	3
15	TCU	8-1	7
16	Florida State	7-2	-
17	Mississippi State	7-2	3
18	Northwestern	7-2	3
19	UCLA	7-2	4
20	Navy	7-1	-
21	Memphis	8-1	8
22	Temple	8-1	-
23	North Carolina	8-1	-
24	Houston	9-0	1
25	Wisconsin	8-2	-

Associated Press Top 25

RK	TEAM	RECORD	PTS	TREND
1	Clemson(34)	10-0	1496	-
2	Ohio State(23)	10-0	1460	-
3	Alabama(4)	9-1	1424	-
4	Oklahoma State	10-0	1301	1
5	Notre Dame	9-1	1286	1
6	Iowa	10-0	1216	2
7	Oklahoma	9-1	1182	5
8	Florida	9-1	1055	3
9	Michigan State	9-1	1008	5
10	Baylor	8-1	946	6
11	TCU	9-1	857	2
12	North Carolina	9-1	791	5
13	Houston	10-0	790	3
14	Michigan	8-2	738	1
15	Stanford	8-2	668	8
16	Florida State	8-2	559	3
17	LSU	7-2	549	8
18	Utah	8-2	514	8
19	Navy	8-1	465	3
20	Northwestern	8-2	397	4
21	Wisconsin	8-2	338	2
22	USC	7-3	201	-
23	Oregon	7-3	170	-
24	Washington State	7-3	167	-
25	Ole Miss	7-3	44	-

Others receiving votes: Toledo 39, Arkansas 35, Memphis 32, Mississippi State 25, UCLA 18, Pittsburgh 15, Temple 13, Texas A&M 8, Georgia 8, Western Kentucky 4, Bowling Green 4, Air Force 1, Arkansas State 1

USA Today Coaches Poll

RK	TEAM	RECORD	PTS	TREND
1	Clemson(28)	10-0	1560	1
2	Ohio State(32)	10-0	1541	1
3	Alabama(4)	9-1	1484	1
4	Oklahoma State	10-0	1348	1
5	Notre Dame	9-1	1333	1
6	Iowa	10-0	1278	2
7	Oklahoma	9-1	1240	4
8	Florida	9-1	1132	2
9	Michigan State	9-1	1020	5
10	Baylor	8-1	999	7
11	TCU	9-1	970	1
12	North Carolina	9-1	801	5
13	Michigan	8-2	759	2
14	Houston	10-0	745	2
15	Stanford	8-2	690	8
16	Florida State	8-2	638	2
17	LSU	7-2	584	8
18	Utah	8-2	493	5
19	Navy	8-1	456	4
20	Wisconsin	8-2	447	2
21	Northwestern	8-2	359	3
22	Oregon	7-3	186	-
23	Washington State	7-3	155	-
24	USC	7-3	154	-
25	Ole Miss	7-3	70	-
	Mississippi State	7-3	70	5

Others receiving votes: UCLA 57, Memphis 51, Georgia 35, Toledo 33, Arkansas 28, Texas A&M 25, Temple 17, Pittsburgh 14, Western Kentucky 11, Bowling Green 8, Louisville 3, Appalachian State 2, Arkansas State 2, BYU 1, Marshall 1

SQUAD BREAKDOWN

STARTERS RETURNING

OFFENSE (8 POSITIONS, 9 PLAYERS)

C	Mike Matthews	(10 starts in 2014, 23 career starts)
RG	Joseph Cheek	(10 starts in 2014, 10 career starts)
RT	Germain Ifedi	(11 starts in 2014, 24 career starts)
WR	Josh Reynolds	(11 starts in 2014, 11 career starts)
WR	Ricky Seals-Jones	(10 starts in 2014, 10 career starts)
WR	Speedy Noil	(5 starts in 2014, 5 career starts)
QB	Kyle Allen	(5 starts in 2014, 5 career starts)
RB	Tra Carson	(4 starts in 2014, 4 career starts)
RB	Brandon Williams	(6 starts in 2014, 6 career starts)

DEFENSE (8)

DE	Julien Obioha	(13 starts in 2014, 36 career starts)
DT	Alonzo Williams	12 starts in 2014, 21 career starts)
NG	Hardreck Walker	(6 starts in 2014, 6 career starts)
DE	Myles Garrett	(8 starts in 2014, 8 career starts)
LB	Otara Alaka	(5 starts in 2014, 5 career starts)
Nick	Devonta Burns	(10 starts in 2014, 10 career starts)
CB	De'Vante Harris	(7 starts in 2014, 25 career starts)
FS	Armani Watts	(8 starts in 2014, 8 career starts)

SPECIAL TEAMS (5 POSITIONS, 4 PLAYERS)

KO	Taylor Bertolet	(42 touchbacks)
P	Drew Kaser	(62 punts, 44.1 avg., 60 long)
Hold	Conner McQueen	(A&M connected on 72-of-74 FG/PATs)
KR	Speedy Noil	(23.9 avg. per return/Long 70)
PR	Speedy Noil	(12.0 avg. per return/Long 67)

STARTERS LOST (8)

OFFENSE (3)

LT	Cedric Ogbuehi	(13 starts in 2014, 43 career starts)
LG	Jarvis Harrison	(8 starts in 2014, 39 career starts)
WR	Malcome Kennedy	(11 starts in 2014, 23 career starts)

DEFENSE (3)

CB	Deshazor Everett	(13 starts in 2014, 35 career starts)
BS	Howard Matthews	(12 starts in 2014, 33 career starts)
LB--	Justin Bass	(9 starts in 2014, 9 career starts)

SPECIAL TEAMS (2)

SNP-	Alex Freeman	(134 successful deep snaps)
PLK-	Josh Lambo	(13-of-15 FG, 59-of-59 PAT, Long 50)

RETURNING STATISTICAL LEADERS

RUSHING

Tra Carson, RB	581 net on 124 attempts, 4.7 avg., 5 TD
Brandon Williams, RB	388 net on 87 attempts, 4.4 avg., 3 TD
James White, RB	153 net on 22 attempts, 7.0 avg., 3 TD

PASSING

Kyle Allen, QB	118-of-192 for 1,322 yards, 16 TD, 7 Int.
----------------	-------------------------------------------

RECEIVING

Josh Reynolds, WR	52 receptions, 842 yards, 13 TD
Ricky Seals-Jones, WR	49 receptions, 465 yards, 4 TD
Speedy Noil, WR	46 receptions, 583 yards, 5 TD
Edward Pope, WR	30 receptions, 454 yards, 4 TD
Boone Niederhofer, WR	29 receptions, 293 yards, 1 TD

ALL-PURPOSE

Speedy Noil, WR/RS	10 rush, 583 rec., 645 KOR, 180 PR, 1,418 all-purpose
--------------------	-------------------------------------------------------

SPECIAL TEAMS

Drew Kaser, P	62 punts for 44.1 avg., 22 inside 20, 18 50+
Taylor Bertolet, PK	78 kickoffs for 63.1 avg., 42 touchbacks
Speedy Noil, RS	15 PR for 12.0 avg., 27 KOR for 23.9 avg.

TACKLES

Shaan Washington, LB	64 tackles, 4.0 TFL for 12 yards, 2.0 QBS for 10 yards
Armani Watts, DB	59 tackles, 3 INT for 36 yards, 8 PBU
Devonta Burns, DB	57 tackles, 1 QBS for 8 yards, 2 FF
Alonzo Williams, DL	57 tackles, 5.5 TFL for 24 yards, 4.5 QBS for 22 yards
De'Vante Harris, DB	53 tackles, 1 INT for 5 yards, 5 PBU
Myles Garrett, DL	53 tackles, 11.5 QBS for 67, 10 QBH

LETTERMEN RETURNING (44)

Offense (20) – Brandon Alexander, Kyle Allen, Tra Carson, Joseph Cheek, Brice Dolezal, J.J. Gustafson, Sabian Holmes, Germain Ifedi, Frank Iheanacho, Ryan Lindblade, Mike Matthews, Boone Niederhofer, Speedy Noil, Edward Pope, Ricky Seals-Jones, Caden Smith, Jeremiah Stuckey, Jeremy Tabuyo, James White, Brandon Williams

Defense (21) – Otara Alaka, Devonta Burns, Reggie Chevis, Qualen Cunningham, Victor Davis, Noel Ellis, Myles Garrett, Daeshon Hall, De'Vante Harris, Nick Harvey, Zaycoven Henderson, Jarrett Johnson, Justin Manning, Sam Moeller, Julien Obioha, Alex Sezer, Jr., Hardreck Walker, Josh Walker, Shaan Washington, Armani Watts, Alonzo Williams, Donovan Wilson

Special Teams (3) – Taylor Bertolet, Drew Kaser, Conner McQueen

LETTERMEN LOST (29)

Offense (11) – Cameron Clear, Ben Compton, LaQuvionte Gonzalez, Garrett Gramling, Jarvis Harrison, Kenny Hill, Malcome Kennedy, Cedric Ogbuehi, Kyron Parker, Kimo Tipoti, Trey Williams

Defense (16) – Jay Arnold, Donnie Baggs, Justin Bass, Deshazor Everett, Tavares Garner, Clay Honeycutt, Darrell Jackson, Jordan Mastrogiovanni, Howard Matthews, Floyd Raven, Sr., Ivan Robinson, Tommy Sanders, Tyrell Taylor, Tyrone Taylor, Brett Wade, Jonathan Wiggins

Special Teams (2) – Alex Freeman, Josh Lambo

TEXAS A&M DEPTH CHART

OFFENSE

WR	2	SPEEDY NOIL , 5-11, 192, So-1L, New Orleans, La.
or	4	Damion Ratley, 6-1, 190, So-TR, Yoakum, Texas
LT	65	Avery Gennesy, 6-5, 305, Jr-RS, Southaven, Miss.
	75	Koda Martin, 6-6, 300, Fr-RS, Manvel, Texas
LG	78	Keaton Sutherland, 6-5, 310, Fr-HS, Flower Mound, Texas
	70	Connor Lanfear, 6-6, 315, Fr-HS, Buda, Texas
C	56	MIKE MATTHEWS , 6-2, 290, Sr-3L, Missouri City, Texas
	77	J.J. Gustafson, 6-5, 285, So-1L, Dallas, Texas
RG	79	JOSEPH CHEEK , 6-7, 305, Sr-2L, Seguin, Texas
	72	Jermaine Eluemunor, 6-4, 315, Jr-RS, Denville, N.J.
RT	74	GERMAIN IFEDI , 6-6, 335, Jr-2L, Houston, Texas
or	75	Koda Martin, 6-6, 300, Fr-RS, Manvel, Texas
	63	Lindblade, Ryan, 6-7, 308, Jr-1L, Richmond, Texas
TE	89	Jordan Davis, 6-4, 251, Fr-HS, Clear Lake, Texas
or	47	Caden Smith, 6-3, 260, Sr-2L, Roscoe, Texas
WR	9	RICKY SEALS-JONES , 6-5, 240, So-1L, Sealy, Texas
	82	Boone Niederhofer, 6-0, 207, Jr-1L, San Antonio, Texas
WR	11	JOSH REYNOLDS , 6-4, 195, Jr-1L, San Antonio, Texas
	18	Edward Pope, 6-4, 170, Jr-2L, Carthage, Texas
or	19	Jeremy Tabuyo, 5-11, 192, Jr-2L, Honolulu, Hawaii
WR	3	Christian Kirk, 5-11, 200, Fr-HS, Scottsdale, Ariz.
	23	Sabian Holmes, 5-11, 170, Sr-3L, Southlake, Texas
QB	1	Kyler Murray, 5-11, 188, Fr-HS, Allen, Texas
or	10	KYLE ALLEN , 6-3, 210, So-1L, Scottsdale, Ariz.
	7	Jake Hubenak, 6-3, 195, So-TR, Georgetown, Texas
TB	5	TRA CARSON , 6-0, 235, Sr-2L, Texarkana, Texas
	20	James White, 6-0, 220, So-1L, Pearland, Texas (Dawson)

DEFENSE

DE	10	Daeshon Hall, 6-6, 260, Jr-2L, Seattle, WA
	9	Qualen Cunningham, 6-3, 240, So-1L, Chandler, Ariz.
DT	83	ALONZO WILLIAMS , 6-4, 305, Sr-3L, Abbeville, La.
	92	Zaycoven Henderson, 6-1, 297, So-1L, Longview, Texas
	88	Kingsley Keke, 6-3, 319, Fr-HS, Richmond, Texas
DT	95	JULIEN OBIOHA , 6-4, 280, Sr-3L, New Orleans, La.
	5	Daylon Mack, 6-1, 335, Fr-HS, Gladewater, Texas
	98	HARDRECK WALKER , 6-2, 305, Jr-2L, Spring, Texas
DE	15	MYLES GARRETT , 6-5, 262, So-1L, Arlington, Texas
	40	Jarrett Johnson, 6-3, 260, So-1L, Katy, Texas
SLB	33	Shaan Washington, 6-3, 235, Jr-2L, Alexandria, La.
	16	Dwayne Thomas, 6-2, 220, Fr-HS, Boutte, LA
MLB	46	A.J. Hilliard, 6-2, 245, Jr-SQ, Klein, Texas (Klein Oak)
	11	Josh Walker, 6-1, 240, So-1L, Gilmer, Texas
	54	Jake Blount, 6-4, 240, Jr-SQ, Flower Mound, Texas
WLB	7	Richard Moore, 6-0, 215, Fr-HS, Cedar Hill, Texas
	31	Claude George, 6-2, 235, Jr-TR, Lafayette, La.
RCB	21	Brandon Williams, 6-0, 205, Sr-2L, Brookshire, Texas
or	8	Nick Harvey, 5-10, 180, So-1L, Lancaster, Texas
LCB	1	DE'VANTE HARRIS , 5-11, 185, Sr-3L, Mesquite, Texas
	17	Alex Sezer Jr., 5-9, 180, Jr-2L, Orange, Texas
FS	23	ARMANI WATTS , 5-11, 200, So-1L, Forney, Texas
	26	DEVONTA BURNS , 6-0, 211, Sr-2L, Arlington, Texas
SS	14	Justin Evans, 6-1, 195, So-TR, Wiggins, Miss.
	30	Justin Dunning, 6-4, 220, Fr-HS, Whitehouse, Texas
NICK	6	Donovan Wilson, 6-1, 205, So-1L, Shreveport, La.
or	4	Noel Ellis, 5-10, 185, So-1L, New Orleans, La.

SPECIAL TEAMS

PLK	24	Taylor Bertolet, 5-9, 188, Sr-3L, Reading, Penn.
	36	Daniel LaCamera, 6-4, 210, Fr-HS, Tarpon Springs, Fla.
P	38	Drew Kaser, 6-3, 215, Sr-1L, Strongsville, Ohio
	46	Shane Tripucka, 6-3, 210, So-SQ, Allen, Texas
SNP	45	Austin Frey, 6-1, 225, Fr-RS, Tomball, Texas
or	40	Christian Robertson, 5-11, 230, Fr-RS, Grapevine, TX

HOLD	14	Conner McQueen, 5-10, 175, Jr-2L, Klein, Texas
	46	Shane Tripucka, 6-3, 210, So-SQ, Allen, Texas
PR	3	Christian Kirk, 5-11, 200, Fr-HS, Scottsdale, Ariz.
or	2	Speedy Noil, 5-11, 192, So-1L, New Orleans, La.
	14	Justin Evans, 6-1, 195, So-TR, Wiggins, Miss.
KR	3	Christian Kirk, 5-11, 200, Fr-HS, Scottsdale, Ariz.
	2	Speedy Noil, 5-11, 192, So-1L, New Orleans, La.
or	14	Justin Evans, 6-1, 195, So-TR, Wiggins, Miss.

PRONUNCIATION GUIDE

Audible pronunciations available on the online roster at 12thMan.com

ALAKA, OTARO _____ ah-LOCK-ah, oh-TAR-oh
 BERTOLET, Taylor _____ BURR-toe-let
 Burns, DEVONTA _____ dah-VON-tay
 BUSSEY, Kendall _____ BUS-ee
 Carson, TRA _____ TREY
 CHEVIS, Reggie _____ SHEH-viss (like Chevy)
 Cunningham, QUALEN _____ KWAY-lin
 DOLEZAL, Brice _____ DOLE-zal
 DWORACZYK, Justin _____ da-war-zick
 Elam, RONEY _____ Ronnie
 Ellis, NOEL _____ no-ELL
 ELUEMUNOR, Jermaine _____ eh-LOO-muh-nor
 ETWI, Kwame _____ ett-wee
 FREY, Austin _____ fry
 GENNESY, Avery _____ JIN-ih-see
 GILLASPIA, Cullen _____ gill-AS-pee-ah

Hall, DAESHON _____ DAY-shon
 Henderson, ZAYCOVEN _____ zay-COE-vin
 HUBENAK, Jake _____ HUGH-ben-ack
 IFEDI, Germain _____ if-FED-ee
 IHEANACHO, Frank _____ eye-HEN-uch-oh
 KASER, Drew _____ KAY-ser (as in laser)
 KEKE, Kingsley _____ KEY-KEY
 LACAMERA, Daniel _____ lah-camera
 MOELLER, Sam _____ Miller
 NOIL, Speedy _____ NOIL (as in oil)
 OBIOHA, Julien _____ oh-bee-OH-ha
 Patterson, DREAGAN _____ DRAY-gan
 SEZER, Alex _____ SEE-zer
 STUCKEY, Jeremiah _____ stoo-key
 TABUYO, Jeremy _____ tah-BOO-yo
 TRIPUCKA, Shane _____ trah-PUKE-ah

2015 TEXAS A&M FOOTBALL ALPHABETICAL ROSTER

NAME	POS.	HT.	WT.	CL-EXP	HOMETOWN (HIGH SCHOOL/JC)
42 Alaka, Otaro	LB	6-3	231	So-1L	Houston, TX (Cypress Falls)
41 Alexander, Brandon	TE	6-6	250	Sr-3L	Brenham, TX (Brenham)
10 Allen, Kyle	QB	6-3	210	So-1L	Scottsdale, AZ (Desert Mountain)
67 Beakey, Drew	OL	6-3	290	Fr-HS	Houston, TX (Lutheran South Academy)
24 Bertolet, Taylor	PLK	5-9	188	Sr-3L	Reading, PA (Exeter Township)
54 Blount, Jake	LB	6-4	240	Jr-SQ	Flower Mound, TX (Marcus)
29 Bradford, Jay	RB	5-11	196	Fr-HS	Splendora, TX (Splendora)
26 Burns, Devonta	DB	6-0	211	Sr-2L	Arlington, TX (Martin)
25 Bussey, Kendall	RB	5-9	200	Fr-HS	New Orleans, LA (Isidore Newman)
19 Capers-Smith, DeShawn	DB	6-0	185	Fr-HS	New Orleans, LA (Warren Easton)
5 Carson, Tra	RB	6-0	235	Sr-2L	Texarkana, TX (Liberty Eylau/Oregon)
79 Cheek, Joseph	OL	6-7	305	Sr-3L	Seguin, TX (Seguin)
13 Chevis, Reggie	LB	6-1	290	So-1L	Houston, TX (Sharpstown)
9 Cunningham, Qualen	DL	6-3	240	So-1L	Chandler, AZ (Hamilton)
86 Darley, David	DE	6-4	240	So-SQ	Westlake Village, CA (Oaks Christian)
89 Davis, Jordan	TE	6-4	251	Fr-HS	Clear Lake, TX (Clear Lake)
50 Davis, Tank	OL	6-4	305	Fr-RS	Garland, TX (Lakeview Centennial)
28 Davis, Victor	DB	6-0	200	So-1L	Rosenberg, TX (Terry)
27 Dolezal, Brice	RB	5-9	180	Sr-2L	Austin, TX (Westlake)
30 Dunning, Justin	DB	6-4	220	Fr-HS	Whitehouse, TX (Whitehouse)
48 Durham, Landis	LB	6-3	235	Fr-HS	Plano, TX (East)
68 Dworaczyk, Justin	OL	6-6	285	Fr-HS	Houston, TX (Langham Creek)
27 Elam, Roney	DB	6-2	175	Fr-HS	Newton, TX (Newton)
71 Elbert, Trevor	OL	6-6	320	Fr-HS	Rockwall, TX (Heath)
4 Ellis, Noel	DB	5-10	185	So-1L	New Orleans, LA (Edna Karr)
72 Eluemunor, Jermaine	OL	6-4	315	Jr-RS	Denville, NJ (Morris Knolls/Lackawanna [PA])
39 English, Austin	FB	5-11	221	So-SQ	Tomball, TX (Concordia Lutheran)
22 Etwi, Kwame	RB	5-9	190	Fr-HS	Conroe TX (Oak Ridge)
14 Evans, Justin	DB	6-1	195	Jr-TR	Wiggins, MS (Stone/Gulf Coast [MS] CC)
59 Flores, Isaac	DL	6-3	300	Jr-SQ	Santa Rosa, TX (Santa Rosa)
21 Ford, Keith	RB	5-11	215	Jr-TR	Cypress, TX (Cypress Ranch/Oklahoma)
45 Frey, Austin	DS	6-1	225	Fr-RS	Tomball, TX (Homeschool)
35 Garner, Riley	LB	6-3	230	Fr-HS	College Station, TX (A&M Consolidated)
15 Garrett, Myles	DL	6-5	262	So-1L	Arlington, TX (Martin)
65 Gennesy, Avery	OL	6-5	305	Jr-RS	Southaven, MS (Southaven/East Mississippi)
31 George, Claude	LB	6-2	235	Jr-TR	Lafayette, LA (Acadiana/Hutchinson [KS] CC)
45 Gillaspia, Cullen	LB	6-2	230	Fr-RS	Katy, TX (Taylor)
41 Grady, Peter	PLK	5-11	220	Jr-SQ	Cedar Park, TX (Vista Ridge)
77 Gustafson, J.J.	OL	6-5	285	So-1L	Dallas, TX (Jesuit)
85 Gustafson, Grant	TE	6-4	235	Fr-HS	Fort Worth, TX (All Saints)
10 Hall, Daeshon	DL	6-6	260	Jr-2L	Seattle, WA (Lancaster [TX])
1 Harris, DeVante	DB	5-11	185	Sr-3L	Mesquite, TX (Horn)
8 Harvey, Nick	DB	5-10	180	So-1L	Lancaster, TX (Richmond Travis)
92 Henderson, Zaycoven	DL	6-1	297	So-1L	Longview, TX (Longview)
46 Hilliard, A.J.	LB	6-2	245	Jr-SQ	Klein, TX (Klein Oak/TCU)
23 Holmes, Sabian	WR	5-11	170	Sr-3L	Southlake, TX (Carroll)
52 Horton, Tristan	LB	5-9	185	Fr-HS	The Woodlands, TX (The Woodlands)
7 Hubenak, Jake	QB	6-3	195	So-TR	Georgetown, TX (Georgetown/Blinn JC)
53 Huskinson, Ben	DL	6-3	230	So-SQ	Houston, TX (Strake Jesuit)
74 Ifedi, Germain	OL	6-6	335	Jr-2L	Houston, TX (Westside)
15 Iheanacho, Frank	WR	6-6	230	So-1L	Houston, TX (Westside)
13 Jeffery, Jamal	WR	5-9	180	So-SQ	Lufkin, TX (Lufkin)
40 Johnson, Jarrett	DL	6-3	260	So-1L	Katy, TX (Seven Lakes)
81 Judkins, Jalyn	TE	6-2	225	So-SQ	Angleton, TX (Angleton)
38 Kaser, Drew	P	6-3	215	Sr-2L	Strongsville, OH (Walsh Jesuit)
88 Keke, Kingsley	DL	6-3	319	Fr-HS	Richmond, TX (George Ranch)
66 Kellman, Nathan	OL	6-3	314	Sr-SQ	Corona, CA (Roosevelt)
3 Kirk, Christian	WR	5-11	200	Fr-HS	Scottsdale, AZ (Saguaro)
50 Labhart, Mac	LB	6-0	230	Fr-RS	Dallas, TX (St. Mark's)

NAME	POS.	HT.	WT.	CL-EXP	HOMETOWN (HIGH SCHOOL/JC)
36 LaCamera, Daniel	PK/P	6-4	210	Fr-HS	Tarpon Springs, FL (East Lake)
70 Lanfear, Connor	OL	6-6	315	Fr-HS	Buda, TX (Buda)
63 Lindblade, Ryan	OL	6-7	308	Jr-1L	Richmond, TX (Foster)
99 Lockhart, James	DL	6-3	260	Fr-HS	Ennis, TX (Ennis)
62 Loitz, Chad	OL	6-1	325	So-SQ	Round Rock, TX (McNeil)
5 Mack, Daylon	DL	6-1	335	Fr-HS	Gladewater, TX (Gladewater)
55 Manning, Justin	DL	6-1	300	So-1L	Dallas, TX (Kimball)
75 Martin, Koda	OL	6-6	300	Fr-RS	Manvel, TX (Manvel)
49 Martinez, Taylor	LB	6-0	219	Jr-SQ	Fort Bend, TX (Travis)
56 Matthews, Mike	OL	6-2	290	Sr-3L	Missouri City, TX (Elkins)
64 McCoy, Erik	OL	6-4	311	Fr-HS	Lufkin, TX (Lufkin)
14 McQueen, Conner	QB	5-10	175	Jr-2L	Klein, TX (Klein Oak)
61 Meador, Braden	OL	6-6	320	Jr-SQ	Montgomery, TX (Montgomery)
16 Miller, Kobe	QB	6-2	210	Fr-RS	College Station, TX (A&M Consolidated)
12 Moeller, Sam	DB	5-11	195	Sr-3L	San Antonio, TX (Antonian Prep)
19 Moore, Janson	QB	5-11	188	Fr-RS	Henderson, TX (Henderson)
7 Moore, Richard	LB	6-0	215	Fr-HS	Cedar Hill, TX (Cedar Hill)
42 Motley, Josch	WR	5-11	188	So-SQ	College Station, TX (A&M Consolidated)
1 Murray, Kyler	QB	5-11	188	Fr-HS	Allen, TX (Allen)
82 Niederhofer, Boone	WR	6-0	207	Jr-1L	San Antonio, TX (Churchill)
2 Noil, Speedy	WR	5-11	192	So-1L	New Orleans, LA (Edna Karr)
95 Obioha, Julien	DL	6-4	280	Sr-3L	New Orleans, LA (Brother Martin)
48 Patterson, Dreagan	DB	6-0	198	Jr-SQ	Amarillo, TX (Bushland)
32 Paulhill, Will	DB	5-10	192	Jr-RS	Conroe, TX (Conroe)
18 Pope, Edward	WR	6-4	170	Jr-2L	Carthage, TX (Carthage)
18 Pryor, Larry	DB	6-0	200	Fr-HS	Sulphur Springs, TX (Sulphur Springs)
4 Ratley, Damion	WR	6-1	190	So-TR	Yoakum, TX (Yoakum/Blinn JC)
88 Reeves, Bryce	WR	6-2	195	Fr-RS	Graham, TX (Graham)
11 Reynolds, Josh	WR	6-4	195	Jr-1L	San Antonio, TX (Jay/Tyler JC)
40 Robertson, Christian	DS	5-11	230	Fr-RS	Grapevine, TX (Grapevine)
26 Rusk, Reggie	RB	5-7	171	Fr-RS	Dallas, TX (South Oak Cliff)
94 Schorp, Tanner	DL	6-3	250	So-SQ	San Antonio, TX (Ronald Reagan)
9 Seals-Jones, Ricky	WR	6-5	240	So-1L	Sealy, TX (Sealy)
17 Sezer, Jr., Alex	DB	5-9	180	Jr-2L	Orange, TX (Little Cypress-Mauriceville)
87 Shetler, Greer	TE	6-4	210	Fr-HS	San Antonio, TX (Alamo Heights)
16 Siverand, Kemah	WR	6-1	195	Fr-HS	Cypress, TX (Cypress Ridge HS)
47 Smith, Caden	TE	6-3	260	Sr-2L	Roscoe, TX (Roscoe)
73 Stuckey, Jeremiah	OL	6-4	305	Jr-1L	Pacifica, CA (Terra Nova/City College of San Francisco)
78 Sutherland, Keaton	OL	6-5	310	Fr-HS	Flower Mound, TX (Marcus)
19 Tabuyo, Jeremy	WR	5-11	192	Jr-2L	Honolulu, HI (St. Louis)
69 Talbert, Brayden	OL	6-5	307	Fr-HS	Montgomery, TX (Montgomery)
16 Thomas, Dwaine	LB	6-2	220	Fr-HS	Boutte, LA (Hahnville)
34 Townsend, Blaine	RB	6-0	220	Sr-SQ	Wichita Falls, TX (Rider)
17 Traylor, Jordan	QB	6-1	195	Jr-SQ	Gilmer, TX (Gilmer)
46 Tripucka, Shane	P	6-3	210	So-SQ	Allen, TX (Allen)
98 Walker, Hardreck	DL	6-2	305	Jr-2L	Spring, TX (Westfield)
11 Walker, Josh	LB	6-1	240	So-1L	Gilmer, TX (Gilmer)
90 Washington, Deshawn	DL	6-3	285	Fr-RS	Nederland, TX (Nederland)
33 Washington, Shaan	LB	6-3	235	Jr-2L	Alexandria, LA (Senior)
23 Watts, Armani	DB	5-11	200	So-1L	Forney, TX (North)
84 Whatley, Morgan	WR	6-2	200	Fr-HS	Houston, TX (Memorial)
20 White, James	RB	6-0	220	So-1L	Pearland, TX (Dawson)
83 Whitley, Kyle	WR	6-2	215	Fr-RS	Troy, TX (Troy)
83 Williams, Alonzo	DL	6-4	305	Sr-3L	Abbeville, LA (Long Beach Polytechnic)
21 Williams, Brandon	DB/RB	6-0	205	Sr-2L	Brookshire, TX (Brookshire Royal/Oklahoma)
25 Willis, Priest	DB	6-2	205	Jr-TR	Tempe, AZ (Marcos De Niza/UCLA)
6 Wilson, Donovan	DB	6-1	205	So-1L	Shreveport, LA (Woodlawn)
32 Wilson, Kevin	DB	6-1	205	Sr-RS	Daphne, AL (Daphne)

2015 TEXAS A&M FOOTBALL NUMERICAL ROSTER

	NAME	POS.	HT.	WT.	CL-EXP	HOMETOWN (HIGH SCHOOL/JC)
1	Murray, Kyler	QB	5-11	188	Fr-HS	Allen, TX (Allen)
1	Harris, DeVante	DB	5-11	185	Sr-3L	Mesquite, TX (Horn)
2	Noil, Speedy	WR	5-11	192	So-1L	New Orleans, LA (Edna Karr)
3	Kirk, Christian	WR	5-11	200	Fr-HS	Scottsdale, AZ (Saguaro)
4	Ellis, Noel	DB	5-10	185	So-1L	New Orleans, LA (Edna Karr)
4	Ratley, Damion	WR	6-1	190	So-TR	Yoakum, TX (Yoakum/Blinn JC)
5	Mack, Daylon	DL	6-1	335	Fr-HS	Gladewater, TX (Gladewater)
5	Carson, Tra	RB	6-0	235	Sr-2L	Texarkana, TX (Liberty Eylau/Oregon)
6	Wilson, Donovan	DB	6-1	205	So-1L	Shreveport, LA (Woodlawn)
7	Moore, Richard	LB	6-0	215	Fr-HS	Cedar Hill, TX (Cedar Hill)
7	Hubenak, Jake	QB	6-3	195	So-TR	Georgetown, TX (Georgetown/Blinn JC)
8	Harvey, Nick	DB	5-10	180	So-1L	Lancaster, TX (Richmond Travis)
9	Cunningham, Qualen	DL	6-3	240	So-1L	Chandler, AZ (Hamilton)
9	Seals-Jones, Ricky	WR	6-5	240	So-1L	Sealy, TX (Sealy)
10	Hall, Daeshon	DL	6-6	260	Jr-2L	Seattle, WA (Lancaster TX)
10	Allen, Kyle	QB	6-3	210	So-1L	Scottsdale, AZ (Desert Mountain)
11	Walker, Josh	LB	6-1	240	So-1L	Gilmer, TX (Gilmer)
11	Reynolds, Josh	WR	6-4	195	Jr-1L	San Antonio, TX (Jay/Tyler JC)
12	Moeller, Sam	DB	5-11	195	Sr-3L	San Antonio, TX (Antonian Prep)
13	Chevis, Reggie	LB	6-1	290	So-1L	Houston, TX (Sharpstown)
13	Jeffery, Jamal	WR	5-9	180	So-SQ	Lufkin, TX (Lufkin)
14	McQueen, Conner	QB	5-10	175	Jr-2L	Klein, TX (Klein Oak)
14	Evans, Justin	DB	6-1	195	Jr-TR	Wiggins, MS (Stone/Gulf Coast (MS) CC)
15	Garrett, Myles	DL	6-5	262	So-1L	Arlington, TX (Martin)
15	Iheanacho, Frank	WR	6-6	230	So-1L	Houston, TX (Westside)
16	Thomas, Dwaine	LB	6-2	220	Fr-HS	Boutte, LA (Hahnville)
16	Miller, Kobe	QB	6-2	210	Fr-RS	College Station, TX (A&M Consolidated)
16	Siverand, Kemah	WR	6-1	195	Fr-HS	Cypress, TX (Cypress Ridge HS)
17	Traylor, Jordan	QB	6-1	195	Jr-SQ	Gilmer, TX (Gilmer)
17	Sezer, Jr., Alex	DB	5-9	180	Jr-2L	Orange, TX (Little Cypress-Mauriceville)
18	Pope, Edward	WR	6-4	170	Jr-2L	Carthage, TX (Carthage)
18	Pryor, Larry	DB	6-0	200	Fr-HS	Sulphur Springs, TX (Sulphur Springs)
19	Moore, Janson	QB	5-11	188	Fr-RS	Henderson, TX (Henderson)
19	Tabuyo, Jeremy	WR	5-11	192	Jr-2L	Honolulu, HI (St. Louis)
19	Capers-Smith, DeShawn	DB	6-0	185	Fr-HS	New Orleans, LA (Warren Easton)
20	White, James	RB	6-0	220	So-1L	Pearland, TX (Dawson)
21	Williams, Brandon	DB/RB	6-0	205	Sr-2L	Brookshire, TX (Brookshire Royal/Oklahoma)
21	Ford, Keith	RB	5-11	215	Jr-TR	Cypress, TX (Cypress Ranch/Oklahoma)
22	Etwi, Kwame	RB	5-9	190	Fr-HS	Conroe TX (Oak Ridge)
23	Watts, Armani	DB	5-11	200	So-1L	Forney, TX (North)
23	Holmes, Sabian	WR	5-11	170	Sr-3L	Southlake, TX (Carroll)
24	Bertolet, Taylor	PLK	5-9	188	Sr-3L	Reading, PA (Exeter Township)
25	Bussey, Kendall	RB	5-9	200	Fr-HS	New Orleans, LA (Isidore Newman)
25	Willis, Priest	DB	6-2	205	Jr-TR	Tempe, AZ (Marcos De Niza/UCLA)
26	Burns, Devonta	DB	6-0	211	Sr-2L	Arlington, TX (Martin)
26	Rusk, Reggie	RB	5-7	171	Fr-RS	Dallas, TX (South Oak Cliff)
27	Dolezal, Brice	RB	5-9	180	Sr-2L	Austin, TX (Westlake)
27	Elam, Roney	DB	6-2	175	Fr-HS	Newton, TX (Newton)
28	Davis, Victor	DB	6-0	200	So-1L	Rosenberg, TX (Terry)
29	Bradford, Jay	RB	5-11	196	Fr-HS	Splendora, TX (Splendora)
30	Dunning, Justin	DB	6-4	220	Fr-HS	Whitehouse, TX (Whitehouse)
31	George, Claude	LB	6-2	235	Jr-TR	Lafayette, LA (Acadiana/Hutchinson (KS) CC)
32	Paulhill, Will	DB	5-10	192	Jr-RS	Conroe, TX (Conroe)
32	Wilson, Kevin	DB	6-1	205	Sr-RS	Daphne, AL (Daphne)
33	Washington, Shaan	LB	6-3	235	Jr-2L	Alexandria, LA (Senior)
34	Townsend, Blaine	RB	6-0	220	Sr-SQ	Wichita Falls, TX (Rider)
35	Garner, Riley	LB	6-3	230	Fr-HS	College Station, TX (A&M Consolidated)
36	LaCamera, Daniel	PK/P	6-4	210	Fr-HS	Tarpon Springs, FL (East Lake)
38	Kaser, Drew	P	6-3	215	Sr-2L	Strongsville, OH (Walsh Jesuit)

	NAME	POS.	HT.	WT.	CL-EXP	HOMETOWN (HIGH SCHOOL/JC)
39	English, Austin	FB	5-11	221	So-SQ	Tomball, TX (Concordia Lutheran)
40	Robertson, Christian	DS	5-11	230	Fr-RS	Grapevine, TX (Grapevine)
40	Johnson, Jarrett	DL	6-3	260	So-1L	Katy, TX (Seven Lakes)
41	Alexander, Brandon	TE	6-6	250	Sr-3L	Brenham, TX (Brenham)
41	Grady, Peter	PLK	5-11	220	Jr-SQ	Cedar Park, TX (Vista Ridge)
42	Motley, Josch	WR	5-11	188	So-SQ	College Station, TX (A&M Consolidated)
42	Alaka, Otaro	LB	6-3	231	So-1L	Houston, TX (Cypress Falls)
45	Gillaspia, Cullen	LB	6-2	230	Fr-RS	Katy, TX (Taylor)
45	Frey, Austin	DS	6-1	225	Fr-RS	Tomball, TX (Homeschool)
46	Tripucka, Shane	P	6-3	210	So-SQ	Allen, TX (Allen)
46	Hilliard, A.J.	LB	6-2	245	Jr-SQ	Klein, TX (Klein Oak/TCU)
47	Smith, Caden	TE	6-3	260	Sr-2L	Roscoe, TX (Roscoe)
48	Patterson, Dreagan	DB	6-0	198	Jr-SQ	Amarillo, TX (Bushland)
48	Durham, Landis	LB	6-3	235	Fr-HS	Plano, TX (East)
49	Martinez, Taylor	LB	6-0	219	Jr-SQ	Fort Bend, TX (Travis)
50	Labhart, Mac	LB	6-0	230	Fr-RS	Dallas, TX (St. Mark's)
50	Davis, Tank	OL	6-4	305	Fr-RS	Garland, TX (Lakeview Centennial)
52	Horton, Tristan	LB	5-9	185	Fr-HS	The Woodlands, TX (The Woodlands)
53	Huskinson, Ben	DL	6-3	230	So-SQ	Houston, TX (Strake Jesuit)
54	Blount, Jake	LB	6-4	240	Jr-SQ	Flower Mound, TX (Marcus)
55	Manning, Justin	DL	6-1	300	So-1L	Dallas, TX (Kimball)
55	Matthews, Mike	OL	6-2	290	Sr-3L	Missouri City, TX (Elkins)
59	Flores, Isaac	DL	6-3	300	Jr-SQ	Santa Rosa, TX (Santa Rosa)
61	Meador, Braden	OL	6-6	320	Jr-SQ	Montgomery, TX (Montgomery)
62	Loitz, Chad	OL	6-1	325	So-SQ	Round Rock, TX (McNeil)
63	Lindblade, Ryan	OL	6-7	308	Jr-1L	Richmond, TX (Foster)
64	McCoy, Erik	OL	6-4	311	Fr-HS	Lufkin, TX (Lufkin)
65	Gennesy, Avery	OL	6-5	305	Jr-RS	Southaven, MS (Southaven/East Mississippi)
66	Kellman, Nathan	OL	6-3	314	Sr-SQ	Corona, CA (Roosevelt)
67	Beakey, Drew	OL	6-3	290	Fr-HS	Houston, TX (Lutheran South Academy)
68	Dworaczyk, Justin	OL	6-6	285	Fr-HS	Houston, TX (Langham Creek)
69	Talbert, Brayden	OL	6-5	307	Fr-HS	Montgomery, TX (Montgomery)
70	LaBear, Connor	OL	6-6	315	Fr-HS	Buda, TX (Buda)
71	Elfin, Trevor	OL	6-6	320	Fr-HS	Rockwall, TX (Heath)
72	Eluemunor, Jermaine	OL	6-4	315	Jr-RS	Denville, NJ (Morris Knolls/Lackawanna (PA))
73	Stuckey, Jeremiah	OL	6-4	305	Jr-1L	Pacifica, CA (Terra Nova/City College of San Francisco)
74	Ifedi, Germain	OL	6-6	335	Jr-2L	Houston, TX (Westside)
75	Martin, Koda	OL	6-6	300	Fr-RS	Manvel, TX (Manvel)
77	Gustafson, J.J.	OL	6-5	285	So-1L	Dallas, TX (Jesuit)
78	Sutherland, Keaton	OL	6-5	310	Fr-HS	Flower Mound, TX (Marcus)
79	Cheek, Joseph	OL	6-7	305	Sr-3L	Seguin, TX (Seguin)
81	Judkins, Jalyn	TE	6-2	225	So-SQ	Angleton, TX (Angleton)
82	Niederhofer, Boone	WR	6-0	207	Jr-1L	San Antonio, TX (Churchill)
83	Williams, Alonzo	DL	6-4	305	Sr-3L	Abbeville, LA (Long Beach Polytechnic)
83	Whitley, Kyle	WR	6-2	215	Fr-RS	Troy, TX (Troy)
84	Whatley, Morgan	WR	6-2	200	Fr-HS	Houston, TX (Memorial)
85	Gustafson, Grant	TE	6-4	235	Fr-HS	Fort Worth, TX (All Saints)
86	Darley, David	DE	6-4	240	So-SQ	Westlake Village, CA (Oaks Christian)
87	Shetler, Greer	TE	6-4	210	Fr-HS	San Antonio, TX (Alamo Heights)
88	Reeves, Bryce	WR	6-2	195	Fr-RS	Graham, TX (Graham)
88	Keke, Kingsley	DL	6-3	319	Fr-HS	Richmond, TX (George Ranch)
89	Davis, Jordan	TE	6-4	251	Fr-HS	Clear Lake, TX (Clear Lake)
90	Washington, Deshawn	DL	6-3	285	Fr-RS	Nederland, TX (Nederland)
92	Henderson, Zaycoven	DL	6-1	297	So-1L	Longview, TX (Longview)
94	Schorp, Tanner	DL	6-3	250	So-SQ	San Antonio, TX (Ronald Reagan)
95	Obioha, Julien	DL	6-4	280	Sr-3L	New Orleans, LA (Brother Martin)
98	Walker, Hardreck	DL	6-2	305	Jr-2L	Spring, TX (Westfield)
99	Lockhart, James	DL	6-3	260	Fr-HS	Ennis, TX (Ennis)

MEDIA SCHEDULE / INFORMATION

SUN/MONDAY	TUESDAY	WEDNESDAY	THURSDAY	FRIDAY	SATURDAY
<p>No availability.</p> <p>All player/coach interview requests for Tuesday's weekly press conference must be submitted to Alan Cannon <acannon@athletics.tamu.edu> by 11 am on Monday.</p>	<p>Weekly Press Conference (Kyle Field Media Center).</p> <p>12 noon: Coach Sumlin; Coaches Spavital, Chavis and selected players to follow. (Web stream available via 12thMan.com)</p> <p>7 pm: Kevin Sumlin Radio Show (Rudy's) on TAMU Radio Network (12thMan.com/listen)</p>	<p>SEC Teleconference</p> <p>Coach Sumlin appears from 11:30-39 am</p> <p>4 pm: "The Pulse" (Fox Sports SW)</p> <p>6:30 pm: "The Pulse" (KBTX-TV/Bryan/College Station)</p>	<p>No availability.</p> <p>6:30 pm: "The Pulse" (CW8/Bryan/College Station)</p>	<p>No availability.</p> <p>12 midnight: Midnight Yell Practice</p> <p>Location: Wildhorse Saloon, 120 2nd Ave N, Nashville, TN 3720</p>	<p>6:30 p.m. Texas A&M at Vanderbilt, Vanderbilt Stadium, Nashville, Tenn.</p> <p>(Lockerroom is closed. Coaches and players will be brought to media area promptly after game.)</p>

On the Web

Visit 12thMan.com/media for media-specific information regarding Texas A&M Athletics, including contact information, media guide, quick facts, game notes and more.

Credentials

Media credentials should be requested via www.sportssystem.com/clients/seccredentials at least one week in advance of game and will be mailed if time permits. Otherwise, credentials can be picked up at Media Will Call inside Entry 7 (east side of Kyle Field, near the northeast activation tower). Media Will Call opens four hours prior to game time. The Kyle Field press box seats approximately 120 working media members. Media seating is limited, so credentials will be issued according to Texas A&M and the SEC credential guidelines, which can be found at www.12thMan.com/media.

Media Guide

A limited number of 2015 Texas A&M football media guides were printed and distributed to media outlets that regularly cover the program. All others wishing to obtain a copy are encouraged to download the guide at 12thMan.com/media.

Weekly Game Notes

Media members wishing to receive the weekly game notes via E-mail can do so by e-mailing Brad Marquardt (bmarquardt@athletics.tamu.edu).

Practice

All practices are closed to the public, and only the first 20 minutes of the selected workouts will be open for members of accredited media outlets. Media members wishing to attend the beginning of practice should contact the SID office for availability, exact starting times and location.

Weekly Press Conference

Texas A&M conducts a weekly press conference on Tuesday of all game weeks beginning at 11 a.m. at the Bright Football Complex. Coach Kevin Sumlin addresses the media promptly at 12 noon. Player requests should be made to the SID office on Mondays prior to the evening practice. Unless class schedules present a conflict, requested players also will be available during this time. This is the preferred time for all interviews to occur.

SEC Teleconference

The 14 SEC coaches will be featured on a weekly teleconference each Wednesday from 10 a.m. - 12:30 p.m. (CT) beginning August 27 and concluding November 26. Media representatives wishing to participate in the teleconference should contact the SEC Media Relations Office for further details. A replay of each week's teleconference can be heard on the SEC's website, www.secsports.com. Each coach will appear on the teleconference for ten minutes, according to the following schedule (All Times Central):

- 10:00 a.m. Les Miles, LSU
- 10:10 a.m. Steve Spurrier, S. Carolina
- 10:20 a.m. Will Muschamp, Florida
- 10:30 a.m. Derek Mason, Vanderbilt
- 10:40 a.m. Nick Saban, Alabama
- 10:50 a.m. Butch Jones, Tennessee
- 11:00 a.m. Bret Bielema, Arkansas
- 11:10 a.m. Gary Pinkel, Missouri
- 11:20 a.m. Hugh Freeze, Ole Miss
- 11:30 a.m. Kevin Sumlin, Texas A&M**
- 11:40 a.m. Mark Stoops, Kentucky
- 11:50 a.m. Dan Mullen, Mississippi St.
- 12:00 p.m. Mark Richt, Georgia
- 12:10 p.m. Gus Malzahn, Auburn

Press Box

The main press box is now located at the 800 level on the east side of Kyle Field, or the side facing Houston Street, and can be accessed through the elevator at Entry 7 near the northeast corner of the stadium lettering on the stadium's side. The TV broadcast booths are located east side of the stadium.

Media Will Call

Media will call is located at Entry 7, on the east side of the stadium near the northeast activation tower.

Postgame

At home games, postgame interviews with A&M players and coaches are conducted in a specially equipped interview room at the southeast corner of Kyle Field. The A&M locker room is closed at all times to media. Interview requests will be taken late in the game and every effort will be made to ensure that requested players are available. There will be no interviews conducted on the field, except for the television network that is broadcasting the game. At away games, similar policy is in effect and location of interviews will be determined.

Post-game Highlights FTP

Texas A&M will provide postgame video highlights after home games via an FTP site to approved media members. Please contact Adam Quisenberry (aquisenberry@athletics.tamu.edu) at the Texas A&M Media Relations office for more information and log on credentials.



Destination Aggieland App

Download the free "Destination Aggieland" app which shows traffic conditions, parking, shuttle bus, gameday and local dining info to help you enjoy your Kyle Field weekend. Get tips on the best routes, the best places to park and more.

Following Aggie Football

Aggie Football Facebook
[facebook.com/AggieFootball](https://www.facebook.com/AggieFootball)

Aggie Football Twitter
[@AggieFootball](https://twitter.com/AggieFootball)

Aggie FB Life Twitter
[@AggieFBLife](https://twitter.com/AggieFBLife)

Head Coach Kevin Sumlin Twitter
[@CoachSumlin](https://twitter.com/CoachSumlin)

Following Aggie Athletics

Aggie Athletics Facebook
[facebook.com/AggieAthletics](https://www.facebook.com/AggieAthletics)

Aggie Athletics Twitter
[@12thMan](https://twitter.com/12thMan)

Aggie Athletics Instagram
[instagram.com/12thMan](https://www.instagram.com/12thMan)

Complete Social Directory
12thMan.com/social



2015 TEXAS A&M FOOTBALL STATISTICS

SCHEDULE / RESULTS / RECORD BREAKDOWN

Date	Opponent	Score	Overall	SEC	Start	Time	Temp	Attend
Sat Sep 5	vs ^{15/16} Arizona State ^	W 38-17	1-0	-	6:10p	3:53	-	66,308
Sat Sep 12	BALL STATE	W 56-23	2-0	-	6:00p	3:19	89°	104,213
Sat Sep 19	NEVADA	W 44-27	3-0	-	11:00a	3:35	83°	102,591
Sat Sep 26 *	vs Arkansas /	W 28-21 (OT)	4-0	1-0	6:06p	3:19	-	67,339
Sat Oct 3 *	^{21/22} MISSISSIPPI STATE	W 30-17	5-0	2-0	6:39p	3:22	83°	104,455
Sat Oct 17 *	^{10/9} ALABAMA	L 23-41	5-1	2-1	2:41p	3:37	82°	105,733
Sat Oct 24 *	at ^{24/23} Ole Miss	L 3-23	5-2	2-2	6:11p	3:41	73°	60,674
Sat Oct 31 *	SOUTH CAROLINA	W 35-28	6-2	3-2	11:02a	3:15	68°	102,154
Sat Nov 7 *	AUBURN	L 10-26	6-3	3-3	6:39p	3:13	63°	104,625
Sat Nov 14	WESTERN CAROLINA	W 41-17	7-3	3-3	6:02P	3:26	63°	101,583
Sat Nov 21 *	at Vanderbilt							
Sat Nov 28 *	at LSU							

* - SEC Game / ^ - at NRG Stadium (Houston, Texas) / / - at AT&T Stadium (Arlington, Texas) / Rankings reflected as AP/USA Today ranking at time of the game

	2015 SEASON	UNDER SUMLIN
Overall	7-3	35-14
Home	5-2	18-9
Away	0-1	11-5
Neutral	2-0	6-0
SEC	3-3	16-14
Non-Conference	4-0	19-0
Overtime	1-0	2-0
Day	2-1	15-8
Night	5-2	20-6
Televised	7-3	35-14
Non-Televised	0-0	0-0
vs Top 25	2-2	9-11
vs Top 15	0-1	4-6
vs Top 10	0-1	3-6
vs Top 5	0-0	2-3
Scores First	6-1	32-8
Opponent Scores First	1-2	3-6
Leading after 1st Qtr	5-0	25-5
Trailing after 1st Qtr	1-3	6-8
Tied after 1st Qtr	1-0	4-1
Leading at Half	6-0	31-3
Trailing at Half	0-3	2-11
Tied at Half	1-0	2-0
Leading after 3rd Qtr	6-0	31-2
Trailing after 3rd Qtr	1-3	3-12
Tied after 3rd Qtr	0-0	1-0
Wins Coin Toss	3-3	17-8
Loses Coin Toss	4-0	18-6
Natural Grass	5-2	23-12
Artificial Surface	2-1	12-2

TEAM STATISTICS

	A&M	OPPONENT
SCORING	308	240
Points Per Game	30.8	24.0
FIRST DOWNS	231	199
Rushing	102	104
Passing	112	76
Penalty	17	19
RUSHING YARDAGE	1,821	1,965
Yards gained rushing	2,049	2,390
Yards lost rushing	228	288
Rushing Attempts	395	418
Average Per Rush	4.6	5.0
Average Per Game	182.1	210.2
TDs Rushing	12	15
PASSING YARDAGE	2,519	1,829
Comp-Att-Int	212-367-13	183-294-9
Average Per Pass	6.9	6.2
Average Per Catch	11.9	10.0
Average Per Game	251.9	182.9
TDs Passing	21	8
TOTAL OFFENSE	4,340	3,931
Total Plays	762	712
Average Per Play	5.7	5.5
Average Per Game	434.0	393.1
KICK RETURNS: #-Yards	26-541 (20.8)	27-461 (17.1)
PUNT RETURNS: #-Yards	17-340 (20.0)	15-149 (9.9)
INT RETURNS: #-Yards	9-137	13-263
FUMBLES-LOST	15-6	18-7
PENALTIES-Yards	53-474	59-529
Average Per Game	47.4	52.9
PUNTS-Yards	45-2,134	64-2,680
Average Per Punt	47.4	41.9
TIME OF POSSESSION/Game	27:57	32:03
3RD-DOWN Conversions	72/158 (46%)	52/152 (34%)
4TH-DOWN Conversions	6/15 (40%)	3/10 (30%)
SACKS BY-Yards	28-161	25-169
FIELD GOALS-ATTEMPTS	16-22	17-18
ON-SIDE KICKS	0-0	1-2
RED-ZONE SCORES	(36-45) 80%	(33-40) 82%
PAT-ATTEMPTS	(36-36) 100%	(27-27) 100%
ATTENDANCE AVG	103,622	60,674

SCORE BY QUARTERS

	1st	2nd	3rd	4th	OT	Total
Texas A&M	83	99	64	55	7	308
Opponents	55	75	57	53	0	240

TEXAS A&M GAME-BY-GAME STATISTICS

OFFENSE

Date	Opponent	RUSHING				RECEIVING				PASSING				KICK RETURNS				PUNT RETURNS				tot off
		No.	Yds	TD	Lg	No.	Yds	TD	Lg	C-A-I	Yds	TD	Lg	No	Yds	TD	Lg	No	Yds	TD	Lg	
SEPT	5 vs Arizona State	45	178	2	26	19	247	2	66	19-35-2	247	2	66	2	36	0	24	2	82	1	79	425
	12 BALL STATE	49	270	3	42	21	233	4	28	21-29-0	233	4	28	4	97	0	32	2	67	0	56	503
	19 NEVADA	40	233	1	22	20	302	4	48	20-36-1	302	4	48	3	72	0	27	2	17	0	19	535
	26 vs Arkansas	20	65	1	17	21	358	2	63	21-28-0	358	2	63	4	77	0	40	0	0	0	0	423
OCT	3 MISSISSIPPI STATE	45	194	1	21	25	322	2	49	25-41-0	322	2	49	1	18	0	18	3	41	0	26	516
	17 ALABAMA	25	32	0	18	22	284	1	44	22-45-4	284	1	44	3	62	0	25	5	89	1	68	316
	24 at Ole Miss	27	58	0	9	18	134	0	44	18-45-1	134	0	44	2	31	0	21	1	-4	0	0	192
	31 SOUTH CAROLINA	54	321	3	34	20	223	1	25	20-28-0	223	1	25	0	0	0	0	0	0	0	0	544
NOV	7 AUBURN	38	166	0	21	18	137	1	20	18-35-3	137	1	20	5	118	0	39	0	0	0	0	303
	14 WESTERN CAROLINA	52	304	1	24	28	279	4	43	28-45-2	279	4	43	2	30	0	26	2	48	0	46	583
	21 at Vanderbilt																					
	28 at LSU																					
	TEXAS A&M	395	1821	12	42	212	2519	21	66	12-36-2	2519	21	66	26	541	0	40	17	340	2	79	4,340
	OPPONENTS	418	2102	15	66	183	1829	8	58	183-294-9	1829	8	58	27	461	0	24	15	149	0	45	3,931

DEFENSE

Date	Opponent	TACKLES			SACKS		FUMBLES			QBH	Pass Brk	Blkd Kick	Kicks Att-Mad	2-Pt Conv		Saf	Pts
		Solo	Ast	Total	TFL-Yds	No-Yds	FF	FR-Yds	Int-Yds					Run	Rcv		
SEPT	5 vs Arizona State	47	40	87	14.0-63	9.0-49	5	2-0	0-0	5	3	0	5-5	0	0	0	38
	12 BALL STATE	29	44	73	6.0-12	1.0-6	0	0-0	1-40	2	7	0	8-8	0	0	0	56
	19 NEVADA	38	44	82	16.0-49	5.0-25	0	0-0	1-0	2	4	0	5-5	0	0	0	44
	26 vs Arkansas	34	50	84	2.0-13	2.0-13	1	1-0	1-7	1	1	0	2-2	0	1	0	28
OCT	3 MISSISSIPPI STATE	35	40	75	4.0-15	2.0-12	2	2-0	0-0	3	8	0	3-3	0	0	0	30
	17 ALABAMA	50	34	84	15.0-49	1.0-6	1	1-0	0-0	2	4	1	2-2	0	0	0	23
	24 at Ole Miss	72	16	88	9.0-40	1.0-6	2	1-0	3-14	2	5	0	0-0	0	0	0	3
	31 SOUTH CAROLINA	39	26	65	9.0-38	4.0-26	3	0-0	2-69	0	3	0	5-5	0	0	0	35
NOV	7 AUBURN	39	50	89	5.0-8	0.0-0	1	0-0	0-0	1	0	0	1-1	0	0	0	10
	14 WESTERN CAROLINA	28	38	66	10.0-34	2.0-14	0	0-0	1-7	2	4	0	5-5	0	0	0	41
	21 at Vanderbilt																
	28 at LSU																
	TEXAS A&M	411	382	793	90.0-321	28.0-161	15	7-0	9-137	20	39	1	36-36	0	1	0	308
	OPPONENTS	371	349	720	53.0-233	24.0-164	7	6-38	13-263	15	45	0	27-27	0	0	0	240

SPECIAL TEAMS

Date	Opponent	No	Yds	Avg	PUNTING					FIELD GOALS				KICKOFFS				
					Long	Blkd	TB	FC	50+	I20	Att-Made	Lg	Blkd	No	Yds	Avg	TB	OB
SEPT	5 vs Arizona State	6	317	52.8	64	0	1	1	5	2	1-1	19	0	7	427	61.0	2	0
	12 BALL STATE	2	88	44.0	46	0	1	0	0	1	0-0	0	0	9	567	63.0	5	1
	19 NEVADA	4	210	52.5	68	0	0	0	1	2	3-3	37	0	9	585	65.0	7	0
	26 vs Arkansas	4	195	48.8	54	0	1	0	3	2	3-2	23	0	5	325	65.0	3	0
OCT	3 MISSISSIPPI STATE	4	196	49.0	57	0	2	0	2	1	4-3	55	0	7	431	61.6	3	0
	17 ALABAMA	6	270	45.0	53	0	0	2	1	1	5-3	54	0	6	365	60.8	2	0
	24 at Ole Miss	10	479	47.9	64	0	0	3	4	4	1-1	44	0	2	130	65.0	2	0
	31 SOUTH CAROLINA	5	212	42.4	71	0	2	0	2	2	1-0	0	0	6	386	64.3	4	0
NOV	7 AUBURN	2	83	41.5	42	0	0	2	0	1	1-1	50	0	3	191	63.7	2	0
	14 WESTERN CAROLINA	2	84	42.0	46	0	0	0	0	1	3-2	52	0	8	509	63.6	3	0
	21 at Vanderbilt																	
	28 at LSU																	
	TEXAS A&M	45	2134	47.4	71	0	7	8	18	17	22-16	55	0	62	3916	63.2	33	1
	OPPONENTS	64	2680	41.9	73	1	6	20	15	22	18-17	43	0	51	3063	60.1	19	1

RED ZONE

Date	Opponent	Score	Times In RZ	Times Scored	Pts	Total TDs	Rush TDs	Pass TDs	FGs Made	Failed to score inside Red Zone					
										FGA	Downs	Int	Fumb	Half	Game
SEPT	5 vs Arizona State	W 38-17	5	4	24	3	2	1	1	0	1	0	0	0	0
	12 BALL STATE	W 56-23	7	6	42	6	2	4	0	0	1	0	0	0	0
	19 NEVADA	W 44-27	8	7	37	4	1	3	3	0	0	0	1	0	0
	26 vs Arkansas	W 28-21	4	4	21	2	1	1	2	0	0	0	0	0	0
OCT	3 MISSISSIPPI STATE	W 30-17	5	4	20	2	1	1	2	0	0	0	0	1	0
	17 ALABAMA	L 23-41	2	2	10	1	0	1	1	0	0	0	0	0	0
	24 at Ole Miss	L 3-23	0	0	0	0	0	0	0	0	0	0	0	0	0
	31 SOUTH CAROLINA	W 35-28	6	4	28	4	3	1	0	1	0	0	0	1	0
NOV	7 AUBURN	L 10-26	3	1	7	1	0	1	0	0	1	1	0	0	0
	14 WESTERN CAROLINA	W 41-17	5	4	28	4	1	3	0	0	0	0	0	1	0
	21 at Vanderbilt														
	28 at LSU														
	TEXAS A&M	36 OF 45 (80.0%)	45	36	217	27	11	16	9	1	3	1	1	3	0
	OPPONENTS	33 OF 40 (82.5%)	40	33	167	17	11	6	16	0	1	1	1	4	0

OPPONENT GAME-BY-GAME STATISTICS

OFFENSE

	Date	Opponent	RUSHING				RECEIVING				PASSING				KICK RETURNS				PUNT RETURNS				tot off
			No.	Yds	TD	Lg	No.	Yds	TD	Lg	C-A-I	Yds	TD	Lg	No	Yds	TD	Lg	No	Yds	TD	Lg	
SEPT	5	vs Arizona State	41	92	1	19	25	199	1	33	25-41-0	199	1	33	5	82	0	23	3	21	0	11	291
	12	BALL STATE	38	240	2	47	12	121	0	45	12-27-1	121	0	45	3	66	0	24	0	0	0	0	361
	19	NEVADA	45	153	1	31	16	206	2	33	16-29-1	206	2	33	2	38	0	24	2	22	0	12	359
	26	vs Arkansas	42	232	2	19	20	225	1	38	20-25-1	225	1	38	2	43	0	23	1	45	0	45	457
OCT	3	MISSISSIPPI STATE	34	196	2	52	20	210	0	21	20-34-0	210	0	21	3	39	0	18	1	7	0	7	406
	17	ALABAMA	45	258	2	55	19	138	0	28	19-25-0	138	0	28	4	61	0	20	3	35	0	23	396
	24	at Ole Miss	51	230	0	29	26	241	2	58	26-41-3	241	2	58	0	0	0	5	19	0	8	471	
	31	SOUTH CAROLINA	43	253	4	66	15	192	0	47	15-24-2	192	0	47	2	32	0	16	0	0	0	445	
NOV	7	AUBURN	52	311	1	45	13	132	1	34	13-17-0	132	1	34	1	21	0	21	0	0	0	443	
	14	WESTERN CAROLINA	27	137	0	65	17	165	1	29	17-31-1	165	1	29	5	79	0	24	0	0	0	302	
	21	at Vanderbilt																					
	28	at LSU																					
		TEXAS A&M	418	2102	15	66	183	1829	8	58	183-294-9	1829	8	58	27	461	0	24	15	149	0	45	3,931
		OPPONENTS	395	1821	12	42	212	2519	21	66	212-367-13	2519	21	66	26	541	0	40	17	340	2	79	4,340

DEFENSE

	Date	Opponent	TACKLES			SACKS		FUMBLES			Pass Brk	Blkd Kick	Kicks Att-Mad	2-Pt Conv		Saf	Pts	
			Solo	Ast	Total	TFL-Yds	No-Yds	FF	FR-Yds	Int-Yds				QBH	Run			Rcv
SEPT	5	vs Arizona State	36	40	76	8.0-30	3.0-22	1	1-18	2-9	1	2	0	2-2	0	0	0	17
	12	BALL STATE	36	54	90	6.0-28	3.0-20	2	1-0	0-0	1	2	0	2-2	0	0	0	23
	19	NEVADA	33	36	69	4.0-23	3.0-19	1	1-4	1-10	0	7	0	3-3	0	0	0	27
	26	vs Arkansas	24	20	44	5.0-23	2.0-13	0	0-0	0-0	0	2	0	3-3	0	0	0	21
OCT	3	MISSISSIPPI STATE	44	45	89	4.0-9	1.0-2	0	0-0	0-0	1	3	0	2-2	0	0	0	17
	17	ALABAMA	36	20	56	12.0-51	6.0-34	1	0-0	4-207	3	7	0	5-5	0	0	0	41
	24	at Ole Miss	35	22	57	6.0-27	2.0-20	1	2-5	1-2	6	9	0	2-2	0	0	0	23
	31	SOUTH CAROLINA	42	30	72	2.0-12	1.0-10	0	0-0	0-0	0	3	0	4-4	0	0	0	28
NOV	7	AUBURN	32	44	76	2.0-17	1.0-13	0	0-0	3-15	3	6	0	2-2	0	0	0	26
	14	WESTERN CAROLINA	53	38	91	4.0-13	2.0-11	1	1-11	2-24	0	4	0	2-2	0	0	0	17
	21	at Vanderbilt																
	28	at LSU																
		TEXAS A&M	371	349	720	53.0-233	24.0-164	7	6-38	13-263	15	45	0	27-27	0	0	0	240
		OPPONENTS	411	382	793	90.0-321	28.0-161	15	7-0	9-137	20	39	1	36-36	0	1	0	308

SPECIAL TEAMS

	Date	Opponent	PUNTING							FIELD GOALS				KICKOFFS					
			No	Yds	Avg	Long	Blkd	TB	FC	50+	I20	Att-Made	Lg	Blkd	No	Yds	Avg	TB	OB
SEPT	5	vs Arizona State	10	420	42.0	59	0	0	4	2	4	1-1	23	0	4	260	65.0	2	0
	12	BALL STATE	5	199	39.8	51	0	0	0	1	1	3-3	43	0	5	268	53.6	0	0
	19	NEVADA	8	367	45.9	68	0	1	3	2	5	2-2	28	0	5	286	57.2	0	1
	26	vs Arkansas	3	109	36.3	50	0	1	2	1	2	0-0	0	0	4	243	60.8	0	0
OCT	3	MISSISSIPPI STATE	5	197	39.4	49	0	0	1	0	0	1-1	38	0	4	235	58.8	2	0
	17	ALABAMA	9	386	42.9	56	1	3	0	4	0	2-2	32	0	8	511	63.9	5	0
	24	at Ole Miss	6	302	50.3	73	0	0	2	1	4	4-3	41	0	5	320	64.0	3	0
	31	SOUTH CAROLINA	6	234	39.0	54	0	0	2	2	3	0-0	0	0	5	325	65.0	5	0
NOV	7	AUBURN	3	104	34.7	40	0	0	2	0	0	4-4	35	0	7	444	63.4	2	0
	14	WESTERN CAROLINA	9	362	40.2	51	0	1	4	2	3	1-1	24	0	4	171	42.8	0	0
	21	at Vanderbilt																	
	28	at LSU																	
		TEXAS A&M	64	2680	41.9	73	1	6	20	15	22	18-17	43	0	51	3063	60.1	19	1
		OPPONENTS	45	2134	47.4	71	0	7	8	18	17	22-16	55	0	62	3916	63.2	33	1

RED ZONE

	Date	Opponent	Score	Times In RZ	Times Scored	Pts	Total TDs	Rush TDs	Pass TDs	FGs Made	Failed to score inside Red Zone					
											FGA	Downs	Int	Fumb	Half	Game
SEPT	5	vs Arizona State	W 38-17	3	3	17	2	1	1	1	0	0	0	0	0	0
	12	BALL STATE	W 56-23	6	5	23	2	2	0	3	0	0	0	0	1	0
	19	NEVADA	W 44-27	4	3	13	1	0	1	2	0	0	0	0	1	0
	26	vs Arkansas	W 28-21	4	3	21	3	2	1	0	0	1	0	0	0	0
OCT	3	MISSISSIPPI STATE	W 30-17	3	2	10	1	1	0	1	0	0	0	1	0	0
	17	ALABAMA	L 23-41	4	3	13	1	1	0	2	0	0	0	0	1	0
	24	at Ole Miss	L 3-23	4	3	13	1	0	1	2	0	0	0	0	1	0
	31	SOUTH CAROLINA	W 35-28	3	3	21	3	3	0	0	0	0	0	0	0	0
NOV	7	AUBURN	L 10-26	6	6	26	2	1	1	4	0	0	0	0	0	0
	14	WESTERN CAROLINA	W 41-17	3	2	10	1	0	1	1	0	0	1	0	0	0
	21	at Vanderbilt														
	28	at LSU														
		TEXAS A&M	- 36 OF 45 (80.0%)	45	36	217	27	11	16	9	1	3	1	1	3	0
		OPPONENTS	- 33 OF 40 (82.5%)	40	33	167	17	11	6	16	0	1	1	1	4	0

TEAM COMPARISON GAME-BY-GAME

	Date	Opponent	Score	Total	FIRST DOWNS			RUSHING Number-Yards	PASSING		TOTAL OFFENSE Plays-Yards	Return Yards	Turnovers
					Rush	Pass	Pen		Comp-Att-Int	Yards			
SEPT	5	vs Arizona State	38-17	22/19	10/9	10/7	2/3	45-178/41-92	19-35-2/25-41-0	247/199	80-425/82-291	118/130	3/2
	12	BALL STATE	56-23	25/19	13/10	12/6	0/3	49-270/38-240	21-29-0/12-27-1	233/121	78-503/65-361	204/66	1/1
	19	NEVADA	44-27	30/19	17/6	11/10	2/3	40-233/45-153	20-36-1/16-29-1	302/206	76-535/74-359	89/74	2/1
	26	vs Arkansas	28-21	17/25	3/13	11/11	3/1	20-65/42-232	21-28-0/20-25-1	358/225	48-423/67-457	84/88	0/2
OCT	3	MISSISSIPPI STATE	30-17	23/20	10/10	13/9	0/1	45-194/34-196	25-41-0/20-34-0	322/210	86-516/68-406	59/46	0/2
	17	ALABAMA	23-41	16/17	2/11	13/6	1/0	25-32/45-258	22-45-4/19-25-0	284/138	70-316/70-396	151/303	4/1
	24	at Ole Miss	3-23	12/28	4/14	5/8	3/6	27-58/51-230	18-45-1/26-41-3	134/241	72-192/92-471	41/22	3/4
	31	SOUTH CAROLINA	35-28	29/19	14/11	14/8	1/0	54-321/43-253	20-28-0/15-24-2	223/192	82-544/67-445	69/32	0/2
NOV	7	AUBURN	10-26	21/20	10/16	8/4	3/0	38-166/52-311	18-35-3/13-17-0	137/132	73-303/69-443	118/36	3/0
	14	WESTERN CAROLINA	41-17	36/13	19/4	15/7	2/2	52-304/27-137	28-45-2/17-31-1	279/165	97-583/58-302	85/114	3/1
	21	at Vanderbilt											
	28	at LSU											
TOTALS			308-240	231/199	102/104	112/76	17/19	395-1821/418-2102	212-367-13/183-294-9	2519/1829	762-4340/712-3931	1018/911	19/16

	Date	Opponent	3rd Down Conversions	4th Down Conversions	Time of Possession	TOP Margin	Avg Yds/Rush	Avg Yds/Pass	Avg Yds/Play	Punting Number-Avg	Penalties Number-Yards
	12	BALL STATE	9-14/2-13	1-2/1-1	31:19/28:41	2:38	5.5/6.3	8.0/4.5	6.4/5.6	2-44.0/5-39.8	7-79/3-15
	19	NEVADA	4-12/4-16	0-0/1-1	25:49/34:11	-8:22	5.8/3.4	8.4/7.1	7.0/4.9	4-52.5/8-45.9	5-35/3-29
	26	vs Arkansas	2-9/5-10	1-1/0-2	20:32/39:28	-18:56	3.2/5.5	12.8/9.0	8.8/6.8	4-48.8/3-36.3	7-52/11-93
OCT	3	MISSISSIPPI STATE	10-20/5-14	1-2/0-2	33:48/26:12	7:36	4.3/5.8	7.9/6.2	6.0/6.0	4-49.0/5-39.4	5-53/3-30
	17	ALABAMA	7-18/4-16	0-1/1-1	23:38/36:22	-12:44	1.3/5.7	6.3/5.5	4.5/5.7	6-45.0/9-42.9	1-5/7-60
	24	at Ole Miss	6-20/8-19	0-2/0-0	24:12/35:48	-11:36	2.1/4.5	3.0/5.9	2.7/5.1	10-47.9/6-50.3	13-100/10-108
	31	SOUTH CAROLINA	6-13/5-13	1-1/0-1	30:59/29:01	1:58	5.9/5.9	8.0/8.0	6.6/6.6	5-42.4/6-39.0	3-35/5-26
NOV	7	AUBURN	10-16/9-17	0-2/0-0	26:03/33:57	-7:54	4.4/6.0	3.9/7.8	4.2/6.4	2-41.5/3-34.7	3-20/6-78
	14	WESTERN CAROLINA	10-18/5-16	2-3/0-0	34:43/25:17	9:26	5.8/5.1	6.2/5.3	6.0/5.2	2-42.0/9-40.2	4-45/5-45
	21	at Vanderbilt									
	28	at LSU									
TOTALS			72-158/52-152	6-15/3-10	279:32/320:28	-40:56	4.6/5.0	6.9/6.2	5.7/5.5	45-47.4/64-41.9	474/529

numbers formatted in team/opponent format

TEXAS A&M INDIVIDUAL STATISTICS

RUSHING

	GP	Att	Gain	Loss	Net	Avg	TD	Long	Avg/G
5 Tra Carson	10	181	891	27	864	4.8	6	30	86.4
1 Kyler Murray	8	53	401	66	335	6.3	1	34	41.9
27 Brice Dolezal	4	38	191	0	191	5.0	1	33	47.8
20 James White	6	36	146	0	146	4.1	1	24	24.3
22 Kwame Etwi	5	18	144	2	142	7.9	0	42	28.4
10 Kyle Allen	8	51	223	115	108	2.1	2	22	13.5
3 Christian Kirk	10	9	37	2	35	3.9	0	11	3.5
13 Jamal Jeffery	4	1	4	0	4	4.0	0	4	1.0
21 Brandon Williams	10	1	3	0	3	3.0	0	3	0.3
7 Jake Hubenak	4	4	9	9	0	0.0	0	5	0.0
75 Koda Martin	5	0	0	0	0	0.0	1	0	0.0
TOTAL	10	395	2049	228	1821	4.6	12	42	182.1
OPPONENTS	10	418	2390	288	2102	5.0	15	66	210.2

PASSING

	GP	Effic	Comp-Att-Int	Pct	Yds	TD	Lng	Avg/G
10 Kyle Allen	8	140.82	127-219-6	58.0	1713	15	66	214.1
1 Kyler Murray	8	109.19	72-121-7	59.5	686	5	26	85.8
7 Jake Hubenak	4	95.95	12-24-0	50.0	92	1	20	23.0
5 Tra Carson	10	167.60	1-2-0	50.0	28	0	28	3.5
9 Ricky Seals-Jones	10	0.00	0-1-0	0.0	0	0	0	0.0
TOTAL	10	127.22	212-367-13	57.8	2519	21	66	251.9
OPPONENTS	10	117.36	183-294-9	62.2	1829	8	58	182.9

RECEIVING

	GP	No.	Yds	Avg	TD	Long	Avg/G
3 Christian Kirk	10	63	828	13.1	6	66	82.8
9 Ricky Seals-Jones	10	37	473	12.8	2	44	47.3
11 Josh Reynolds	9	32	554	17.3	4	63	61.6
5 Tra Carson	10	25	143	5.7	1	17	14.3
4 Damion Ratley	9	14	180	12.9	2	42	20.0
2 Speedy Noil	7	14	125	8.9	2	15	17.9
19 Jeremy Tabuyo	8	9	102	11.3	3	26	12.8
18 Edward Pope	5	5	44	8.8	0	13	8.8
27 Brice Dolezal	4	2	13	6.5	0	7	3.2
89 Jordan Davis	9	2	7	3.5	1	4	0.8
23 Sabian Holmes	8	2	5	2.5	0	6	0.6
13 Jamal Jeffery	4	2	-1	-0.5	0	1	-0.2
10 Kyle Allen	8	1	28	28.0	0	28	3.5
5 James White	6	1	9	9.0	0	9	1.5
21 Brandon Williams	10	1	3	3.0	0	3	0.3
82 Boone Niederhofer	8	1	3	3.0	0	3	0.4
47 Caden Smith	10	1	3	3.0	0	3	0.3
TOTAL	10	212	2519	11.9	21	66	251.9
OPPONENTS	10	183	1829	10.0	8	58	182.9

TOTAL OFFENSE

	GP	Plays	Rush	Pass	Total	Avg/G
10 Kyle Allen	8	270	108	1713	1821	227.6
1 Kyler Murray	8	174	335	686	1021	127.6
5 Tra Carson	10	183	864	28	892	89.2
27 Brice Dolezal	4	38	191	0	191	47.8
20 James White	6	36	146	0	146	24.3
22 Kwame Etwi	5	18	142	0	142	28.4
7 Jake Hubenak	4	28	0	92	92	23.0
3 Christian Kirk	10	9	35	0	35	3.5
13 Jamal Jeffery	4	1	4	0	4	1.0
21 Brandon Williams	10	1	3	0	3	0.3
TOTAL	10	762	1821	2519	4340	434.0
OPPONENTS	10	712	2102	1829	3931	393.1

TEXAS A&M INDIVIDUAL STATISTICS

ALL-PURPOSE

	G	Rush	Rec	PR	KOR	IR	Tot	Avg/G
3 Christian Kirk	10	35	828	318	282	0	1463	146.3
5 Tra Carson	10	864	143	0	0	0	1007	100.7
11 Josh Reynolds	9	0	554	0	0	0	554	61.6
9 Ricky Seals-Jones	10	0	473	0	0	0	473	47.3
2 Speedy Noil	7	0	125	17	225	0	367	52.4
1 Kyle Murray	8	335	0	0	0	0	335	41.9
27 Brice Dolezal	4	191	13	0	0	0	204	51.0
4 Damion Ratley	9	0	180	0	0	0	180	20.0
20 James White	6	146	9	0	0	0	155	25.8
22 Kwame Etwi	5	142	0	0	0	0	142	28.4
10 Kyle Allen	8	108	28	0	0	0	136	17.0
19 Jeremy Tabuyo	8	0	102	0	0	0	102	12.8
6 Donovan Wilson	10	0	0	0	0	76	76	7.6
19 Edward Pope	5	0	44	0	0	0	44	8.8
1 De'Vante Harris	10	0	0	0	0	40	40	4.0
47 Caden Smith	10	0	3	0	18	0	21	2.1
8 Nick Harvey	10	0	0	2	16	0	18	1.8
23 Armani Watts	10	0	0	0	0	10	10	1.0
15 Myles Garrett	10	0	0	3	0	4	7	0.7
89 Jordan Davis	9	0	7	0	0	0	7	0.8
30 Justin Dunning	10	0	0	0	0	7	7	0.7
21 Brandon Williams	10	3	3	0	0	0	6	0.6
23 Sabian Holmes	8	0	5	0	0	0	5	0.6
13 Jamal Jeffery	4	4	-1	0	0	0	3	0.8
82 Boone Niederhofer	8	0	3	0	0	0	3	0.4
TOTAL	10	1821	2519	340	541	137	5358	535.8
OPPONENTS	10	2102	1829	149	461	263	4804	480.4

FIELD GOALS

	FGM-FGA	Pct	01-19	20-29	30-39	40-49	50-99	Lg	Blk
24 Taylor Bertolet	16-22	72.7	1-1	4-5	4-5	2-3	5-8	55	0
TOTAL	16-22	72.7	1-1	4-5	4-5	2-3	5-8	55	0

FG SEQUENCE	TEXAS A&M	OPPONENTS
Arizona State	(19)	(23)
Ball State	-	(21),(43),(20)
Nevada	(32),(21),(37)	(28),(27)
Arkansas	(23),(22),38	-
Mississippi State	(55),49,(24),(30)	(38)
Alabama	(54),(52),55,52,(36)	(32),(20)
Ole Miss	(44)	44,(41),(30),(22)
South Carolina	25	-
Auburn	(50)	(35),(30),(21),(31)
Western Carolina	51,(47),(52)	(24)

Numbers in (parentheses) indicate field goal was made. * blocked

PUNTING

	No.	Yds	Avg	Long	TB	FC	I20	Blkd
38 Drew Kaser	43	2046	47.6	71	6	8	16	0
46 Shane Tripucka	2	88	44.0	46	1	0	1	0
TOTAL	45	2134	47.4	71	7	8	17	0
OPPONENTS	64	2680	41.9	73	6	20	22	1

KICKOFFS

	No.	Yds	Avg	TB	OB	Retn	Net	YdLn
24 Taylor Bertolet	58	3664	63.2	31	1			
36 Daniel LaCamera	4	252	63.0	2	0			
TOTAL	62	3916	63.2	33	1	461	42.4	22
OPPONENTS	51	3063	60.1	19	1	541	40.1	24

SCORING

	TD	FGs	PATs			DXP	Saf	Points
			Kick	Rush	Rcv			
24 Taylor Bertolet	0	16-22	33-33	0-0	0	0-0	0	81
3 Christian Kirk	8	0-0	0-0	0-0	0	0-0	0	48
5 Tra Carson	7	0-0	0-0	0-0	0	0-0	0	42
11 Josh Reynolds	4	0-0	0-0	0-0	1	0-0	0	26
19 Jeremy Tabuyo	3	0-0	0-0	0-0	0	0-0	0	18
10 Kyle Allen	2	0-0	0-0	0-0	0	1-1	0	12
9 Ricky Seals-Jones	2	0-0	0-0	0-0	0	0-0	0	12
4 Damion Ratley	2	0-0	0-0	0-0	0	0-0	0	12
2 Speedy Noil	2	0-0	0-0	0-0	0	0-0	0	12
75 Koda Martin	1	0-0	0-0	0-0	0	0-0	0	6
1 Kyle Murray	1	0-0	0-0	0-0	0	0-0	0	6
20 James White	1	0-0	0-0	0-0	0	0-0	0	6
89 Jordan Davis	1	0-0	0-0	0-0	0	0-0	0	6
27 Brice Dolezal	1	0-0	0-0	0-0	0	0-0	0	6
1 De'Vante Harris	1	0-0	0-0	0-0	0	0-0	0	6
6 Donovan Wilson	1	0-0	0-0	0-0	0	0-0	0	6
36 Daniel LaCamera	0	0-0	3-3	0-0	0	0-0	0	3
TOTAL	32	14-19	31-31	0-0	1	1-1	0	267
OPPONENTS	25	16-17	25-25	0-0	0	0-0	0	223

INTERCEPTIONS

	No.	Yds	Avg	TD	Long
6 Donovan Wilson	5	76	15.2	1	60
1 De'Vante Harris	1	40	40.0	1	40
23 Armani Watts	1	10	10.0	0	10
15 Myles Garrett	1	4	4.0	0	4
30 Justin Dunning	1	7	7.0	0	7
TOTAL	9	137	15.2	2	60
OPPONENTS	13	263	20.2	3	93

PUNT RETURNS

	No.	Yds	Avg	TD	Long
3 Christian Kirk	13	318	24.5	2	79
2 Speedy Noil	2	17	8.5	0	19
15 Myles Garrett	1	3	3.0	0	0
8 Nick Harvey	1	2	2.0	0	2
TOTAL	17	340	20.0	2	79
OPPONENTS	15	149	9.9	0	45

KICK RETURNS

	No.	Yds	Avg	TD	Long
3 Christian Kirk	14	282	20.1	0	40
2 Speedy Noil	10	225	22.5	0	39
8 Nick Harvey	1	16	16.0	0	16
47 Caden Smith	1	18	18.0	0	18
TOTAL	26	541	20.8	0	40
OPPONENTS	27	461	17.1	0	24

FUMBLE RETURNS

	No.	Yds	Avg	TD	Long
TOTAL	0	0	0.0	0	0
OPPONENTS	4	38	9.5	1	18

TEXAS A&M DEFENSIVE STATISTICS

	GP	Tackles			TFL/Yds	Sacks		Pass Def		Fumbles		Blkd Kick	Saf
		Solo	Ast	Total		No-Yds	Int-Yds	BrUp	QBH	Rcv-Yds	FF		
23 Armani Watts	10	63	34	97	4.5-11	.	1-10	2	.	1-0	1	.	.
33 Shaan Washington	10	18	41	59	5.0-6	.	.	3	3	1-0	1	.	.
14 Justin Evans	9	38	21	59	1.0-2	.	.	3
6 Donovan Wilson	10	31	22	53	7.5-29	2.0-15	5-76	2	1	2-0	3	.	.
46 A.J. Hilliard	7	22	28	50	3.0-6	1.0-2	.	1	2	1-0	1	.	.
15 Myles Garrett	10	32	18	50	17.0-87	10.5-58	1-4	2	7	.	5	1	.
10 Daeshon Hall	10	15	28	43	10.5-44	6.0-36	.	1	2	.	2	.	.
21 Brandon Williams	10	22	9	31	1.0-4	.	.	7
5 Daylon Mack	10	12	15	27	8.5-34
95 Julien Obioha	8	6	20	26	3.5-14	1.5-9	.	1	1	.	1	.	.
1 DeVante Harris	10	21	4	25	1.0-1	.	1-40	7	1
83 Alonzo Williams	10	6	16	22	5.0-8	.	.	1
92 Zaycoven Henderson	8	13	9	22	6.5-28	3.0-19
30 Justin Dunning	10	12	7	19	.	.	1-7
8 Nick Harvey	10	12	7	19	1.0-1	.	.	3
31 Claude George	9	4	14	18	2.5-7	.	.	.	1
40 Jarrett Johnson	10	8	9	17	3.0-7
11 Josh Walker	8	8	9	17
35 Riley Garner	10	7	9	16
4 Noel Ellis	9	10	6	16	1.0-4	1.0-4	.	1	.	1-0	.	.	.
9 Qualen Cunningham	10	9	6	15	3.5-15	2.0-11	.	.	2	1-0	.	.	.
7 Richard Moore	5	7	6	13	2.5-5
12 Sam Moeller	10	5	8	13	.	.	.	1	.	.	1	.	.
42 Otaru Alaka	3	2	10	12	1.0-1	.	.	1
26 Devonta Burns	10	6	4	10
98 Hardreck Walker	7	4	5	9	1.0-7	1.0-7
88 Kingsley Keke	10	.	5	5	0.5-0
99 James Lockhart	4	1	3	4
17 Alex Sezer Jr.	10	2	2	4
28 Victor Davis	6	3	.	3	.	.	.	3
48 Landis Durham	5	.	3	3
3 Christian Kirk	10	3	.	3
19 DeShawn Capers-Smith	4	2	.	2
16 Dwaine Thomas	8	1	1	2
54 Jake Blount	1	1	1	2
38 Drew Kaser	9	1	.	1
5 Tra Carson	10	1	.	1
9 Ricky Seals-Jones	10	.	1	1
10 Kyle Allen	8	1	.	1
13 Reggie Chevis	2	.	1	1
1 Kyler Murray	8	1	.	1
2 Speedy Noil	7	.	1	1
TOTAL	10	411	382	793	90-321	28-161	9-137	39	20	7-0	15	1	.
OPPONENTS	10	371	349	720	53.0-233	25-169	13-263	45	15	6-38	7	.	.

LEADERS

SOLO TACKLES

23 A. Watts.....	63
14 J. Evans.....	38
15 M. Garrett.....	32
6 D. Wilson.....	31
46 A.J. Hilliard.....	22

ASSISTED TACKLES

33 S. Washington.....	41
23 A. Watts.....	34
46 A.J. Hilliard.....	28
6 D. Wilson.....	22
14 J. Evans.....	21

TACKLES FOR LOSS/YDS

15 M. Garrett.....	17.0/87
10 D. Hall.....	10.5/44
5 D. Mack.....	8.5/34
6 D. Wilson.....	7.5/29
92 Z. Henderson.....	6.5/28

QB SACKS/YDS

15 M. Garrett.....	10.5/58
10 D. Hall.....	6.0/36
92 Z. Henderson.....	3.0/19
6 D. Wilson.....	2.0/15
9 Q. Cunningham.....	2.0/11

SPECIAL TEAMS TACKLES

35 R. Garner.....	12
36 D. Burns.....	9
12 S. Moeller.....	8
8 N. Harvey.....	4

PARTICIPATION CHART

Name	GP/GS	ASU	BSU	NEV	ARK	MSU	ALA	OM	USC	AUB	WCU	VAN	LSU
42 Otaru Alaka	3/2	...	XXX	START	START
10 Kyle Allen	8/7	START	START	START	START	START	START	START	XXX
24 Taylor Bertolet	10/-	XXX	XXX	XXX	XXX	XXX	XXX	XXX	XXX	XXX	XXX	XXX	XXX
54 Jake Blount	1/-	XXX
26 Devonta Burns	10/-	XXX	XXX	XXX	XXX	XXX	XXX	XXX	XXX	XXX	XXX	XXX	XXX
19 D. Capers-Smith	4/-	...	XXX	XXX	XXX	XXX
5 Tra Carson	10/10	START	START	START	START	START	START	START	START	START	START	START	START
79 Joseph Cheek	10/10	START	START	START	START	START	START	START	START	START	START	START	START
13 Reggie Chevis	3/-	...	XXX	XXX
9 Q. Cunningham	10/-	XXX	XXX	XXX	XXX	XXX	XXX	XXX	XXX	XXX	XXX	XXX	XXX
89 Jordan Davis	9/3	...	START	XXX	XXX	XXX	XXX	START	XXX	XXX	START	START	START
28 Victor Davis	6/-	...	XXX	XXX	XXX	XXX	XXX	XXX	XXX	XXX
27 Brice Dolezal	4/-	XXX	XXX	XXX	XXX
30 Justin Dunning	10/1	XXX	XXX	XXX	XXX	XXX	XXX	XXX	XXX	XXX	XXX	START	START
48 Landis Durham	5/-	XXX	XXX	XXX	XXX	...	XXX
4 Noel Ellis	9/-	XXX	XXX	XXX	XXX	XXX	XXX	XXX	XXX	XXX
72 J. Eluemunor	9/-	XXX	XXX	XXX	XXX	XXX	XXX	...	XXX	XXX	XXX	XXX	XXX
22 Kwame Etwi	5/-	...	XXX	XXX	XXX	...	XXX	XXX
14 Justin Evans	9/9	START	START	START	START	START	START	START	START	START	START	START	START
45 Austin Frey	6/-	XXX	XXX	XXX	XXX	...	XXX	XXX	XXX	XXX
35 Riley Garner	10/-	XXX	XXX	XXX	XXX	XXX	XXX	XXX	XXX	XXX	XXX	XXX	XXX
15 Myles Garrett	10/10	START	START	START	START	START	START	START	START	START	START	START	START
65 Avery Gennesy	10/10	START	START	START	START	START	START	START	START	START	START	START	START
31 Claude George	9/3	XXX	START	XXX	XXX	...	XXX	XXX	START	XXX	START	START	START
45 C. Gillaspia	2/-	XXX	XXX
77 J.J. Gustafson	2/-	...	XXX	XXX
10 Daeshon Hall	10/10	START	START	START	START	START	START	START	START	START	START	START	START
1 De'Vante Harris	10/10	START	START	START	START	START	START	START	START	START	START	START	START
8 Nick Harvey	10/-	XXX	XXX	XXX	XXX	XXX	XXX	XXX	XXX	XXX	XXX	XXX	XXX
92 Z. Henderson	8/-	XXX	XXX	XXX	XXX	XXX	XXX	XXX	XXX	XXX	XXX
46 A.J. Hilliard	7/6	START	START	START	START	START	XXX	START
23 Sabian Holmes	8/-	...	XXX	XXX	XXX	XXX	...	XXX	XXX	XXX	XXX	XXX	XXX
7 Jake Hubenak	4/-	...	XXX	XXX	XXX	XXX
74 Germain Ifedi	10/10	START	START	START	START	START	START	START	START	START	START	START	START
13 Jamal Jeffery	4/-	...	XXX	XXX	...	XXX	XXX
40 Jarrett Johnson	10/-	XXX	XXX	XXX	XXX	XXX	XXX	XXX	XXX	XXX	XXX	XXX	XXX
38 Drew Kaser	9/-	XXX	...	XXX	XXX	XXX	XXX	XXX	XXX	XXX	XXX	XXX	XXX
88 Kingsley Keke	10/-	XXX	XXX	XXX	XXX	XXX	XXX	XXX	XXX	XXX	XXX	XXX	XXX
3 Christian Kirk	10/9	START	START	START	START	START	START	START	XXX	START	START	START	START
36 Daniel LaCamera	1/-	...	XXX
70 Connor Lanfear	9/-	...	XXX	XXX	XXX	XXX	XXX	XXX	XXX	XXX	XXX	XXX	XXX
63 Ryan Lindblade	2/-	...	XXX	XXX
99 James Lockhart	4/-	XXX	XXX	XXX	XXX
5 Daylon Mack	10/-	XXX	XXX	XXX	XXX	XXX	XXX	XXX	XXX	XXX	XXX	XXX	XXX
75 Koda Martin	5/-	...	XXX	XXX	XXX	XXX	XXX
56 Mike Matthews	10/10	START	START	START	START	START	START	START	START	START	START	START	START
14 Conner McQueen	10/-	XXX	XXX	XXX	XXX	XXX	XXX	XXX	XXX	XXX	XXX	XXX	XXX
12 Sam Moeller	10/-	XXX	XXX	XXX	XXX	XXX	XXX	XXX	XXX	XXX	XXX	XXX	XXX
7 Richard Moore	5/1	XXX	XXX	XXX	START	XXX
1 Kyler Murray	8/3	XXX	XXX	XXX	XXX	...	XXX	...	START	START	START	START	START
82 B. Niederhofer	8/-	XXX	XXX	XXX	XXX	XXX	XXX	XXX	XXX
2 Speedy Noil	7/1	XXX	XXX	XXX	XXX	XXX	START	XXX
95 Julien Obioha	8/8	START	START	START	START	START	START	START	START	START	START
18 Edward Pope	5/-	...	XXX	...	XXX	XXX	XXX	XXX
4 Damion Ratley	9/6	START	XXX	START	START	START	START	START	...	XXX	XXX
88 Bryce Reeves	1/-	XXX
11 Josh Reynolds	9/9	START	START	START	START	START	START	START	START	START	START	START	START
40 C. Robertson	6/-	XXX	...	XXX	XXX	XXX	XXX	XXX	XXX	XXX
94 Tanner Schorp	10/-	XXX	XXX	XXX	XXX	XXX	XXX	XXX	XXX	XXX	XXX	XXX	XXX
9 R. Seals-Jones	10/8	START	START	START	START	XXX	START	START	XXX	START	START	START	START
17 Alex Sezer Jr.	10/-	XXX	XXX	XXX	XXX	XXX	XXX	XXX	XXX	XXX	XXX	XXX	XXX
47 Caden Smith	10/3	XXX	XXX	XXX	XXX	START	XXX	XXX	START	START	START	XXX	...
73 J. Stuckey	6/5	XXX	START	START	START	START	START
78 K. Sutherland	9/5	START	XXX	XXX	...	XXX	XXX	START	START	START	START	START	START
19 Jeremy Tabuyo	8/1	XXX	XXX	XXX	XXX	XXX	XXX	XXX	START	START	START
16 Dwaine Thomas	8/-	XXX	XXX	XXX	XXX	XXX	XXX	...	XXX	XXX
46 Shane Tripucka	1/-	...	XXX
98 Hardreck Walker	7/2	START	START	XXX	XXX	XXX	...	XXX	XXX	XXX	XXX
11 Josh Walker	8/1	START	XXX	XXX	XXX	XXX	XXX	XXX	XXX	XXX	XXX
90 D. Washington	2/-	XXX	XXX
33 S. Washington	10/10	START	START	START	START	START	START	START	START	START	START	START	START
23 Armani Watts	10/10	START	START	START	START	START	START	START	START	START	START	START	START
20 James White	6/-	XXX	XXX	...	XXX	XXX	XXX	XXX	XXX	XXX
83 Alonzo Williams	10/10	START	START	START	START	START	START	START	START	START	START	START	START
21 B. Williams	10/10	START	START	START	START	START	START	START	START	START	START	START	START
6 Donovan Wilson	10/7	START	START	XXX	XXX	START	START	START	START	START	XXX	START	START

RUSHING/RECEIVING/PASSING GAME-BY-GAME

RUSHING

Name	No-Yds/TD	ASU	BSU	NEV	ARK	MSU	ALA	OM	USC	AUB	WCU	VAN	LSU
5 Tra Carson	164-755/5	29-96/1	10-59/1	22-137/0	8-28/1	26-110/1	13-46/0	14-48/0	21-122/1	21-109/0	17-109/1		
1 Kyler Murray	46-285/1	6-69/0	3-4/0	2-10/0	5-27/0	DNP	2--10/0	DNP	20-156/1	8-37/0	7-50/0		
22 Kwame Etwi	16-128/0	DNP	12-116/0	2-4/0	DNP	DNP	1-4/0	DNP	1-4/0	DNP	2-14/0		
27 Brice Dolezal	20-107/1	-	17-83/1	3-24/0	DNP	DNP	DNP	DNP	DNP	DNP	18-84/0		
10 Kyle Allen	50-107/2	7-3/1	5-8/0	10-55/1	6-5/0	12-65/0	8--19/0	2--10/0	DNP	DNP	1-1/0		
20 James White	29-100/1	2-12/0	DNP	DNP	DNP	3-2/0	DNP	9-31/0	10-44/1	5-11/0	7-46/0		
3 Christian Kirk	9-35/0	-	-	-	1-5/0	4-17/0	1-11/0	1--2/0	-	2-4/0	-		
13 Jamal Jeffery	1-4/0	DNP	1-4/0	-	DNP	-	DNP	DNP	DNP	DNP	-		
21 B. Williams	1-3/0	-	-	1-3/0	-	-	-	-	-	-	-		
7 Jake Hubenak	4-0/0	DNP	1-4/0	DNP	DNP	DNP	DNP	1--9/0	-	2-5/0	DNP		

RECEIVING

Name	No-Yds/TD	ASU	BSU	NEV	ARK	MSU	ALA	OM	USC	AUB	WCU	VAN	LSU
3 Christian Kirk	63-828/6	6-106/1	4-43/1	6-120/0	8-173/2	8-77/0	7-90/0	2-16/0	6-37/0	7-44/0	9-122/2		
11 Josh Reynolds	32-554/4	4-78/0	1-3/1	3-55/2	3-106/0	7-141/0	3-56/0	3-19/0	5-74/1	3-22/0	DNP		
9 R. Seals-Jones	37-473/2	6-29/0	3-54/0	-	1-11/0	5-34/1	6-107/1	3-75/0	6-88/0	4-41/0	3-34/0		
4 Damion Ratley	14-180/2	1-10/0	1-13/0	5-70/0	-	2-45/1	-	1-9/0	DNP	-	4-33/1		
5 Tra Carson	25-143/1	1-9/1	-	1-17/0	8-61/0	1-13/0	5-16/0	7-9/0	2-18/0	-	-		
2 Speedy Noil	14-125/2	1-15/0	3-38/0	2-15/1	DNP	DNP	1-15/0	2-6/0	1-6/0	4-30/1	DNP		
19 Jeremy Tabuyo	9-102/3	-	2-27/1	1-15/1	1-7/0	DNP	DNP	-	-	-	5-53/1		
18 Edward Pope	5-44/0	DNP	2-19/0	DNP	-	-	DNP	DNP	-	DNP	3-25/0		
10 Kyle Allen	1-28/0	-	1-28/0	-	-	-	-	-	DNP	DNP	-		
27 Brice Dolezal	2-13/0	-	-	1-7/0	DNP	DNP	DNP	DNP	DNP	DNP	1-6/0		
20 James White	1-9/0	-	DNP	DNP	DNP	1-9/0	DNP	-	-	-	-		
89 Jordan Davis	2-7/1	DNP	1-3/1	-	-	-	-	-	-	-	1-4/0		
23 Sabian Holmes	2-5/0	DNP	1-6/0	-	-	-	DNP	-	-	-	1-1/0		
21 B. Williams	1-3/0	-	-	1-3/0	-	-	-	-	-	-	-		
82 B. Niederhofer	1-3/0	-	-	-	-	-	-	-	DNP	DNP	1-3/0		
47 Caden Smith	1-3/0	-	-	-	-	1-3/0	-	-	-	-	-		
13 Jamal Jeffery	2--1/0	DNP	2--1/0	-	DNP	-	DNP	DNP	DNP	DNP	-		

PASSING

#10 KYLE ALLEN

	Att	Comp	Int	Pct	Yards	TD	Long	Sack	Yds	Effic
vs Arizona St.	26	15	1	57.7	198	2	66	3	22	139.4
BALL STATE	13	10	0	76.9	126	3	20	2	12	234.5
NEVADA	31	18	1	58.1	270	4	48	2	18	167.4
vs Arkansas	28	21	0	75.0	358	2	63	2	13	206.0
MISSISSIPPI ST.	41	25	0	61.0	322	2	49	1	2	143.0
ALABAMA	40	20	3	50.0	263	1	44	5	29	98.5
at Ole Miss	34	12	1	35.3	88	0	44	1	11	51.2
SOUTH CAROLINA	-- Did Not Play --									
AUBURN	-- Did Not Play --									
W. CAROLINA	6	6	0	100.0	88	1	43	0	0	278.2
at Vanderbilt										
at LSU										
TOTALS	219	127	6	58.0	1713	15	66	16	107	140.8

#1 KYLER MURRAY

	Att	Comp	Int	Pct	Yards	TD	Long	Sack	Yds	Effic
vs Arizona St.	9	4	1	44.4	49	0	21	0	0	68.0
BALL STATE	14	9	0	64.3	65	1	15	2	13	126.9
NEVADA	4	2	0	50.0	32	0	25	1	1	117.2
vs Arkansas	0	0	0	-	0	0	0	0	0	0
MISSISSIPPI ST.	-- Did Not Play --									
ALABAMA	4	2	1	50.0	21	0	15	1	5	44.1
at Ole Miss	-- Did Not Play --									
SOUTH CAROLINA	28	20	0	71.4	223	1	25	1	10	150.1
AUBURN	23	13	3	56.5	105	0	20	1	13	68.8
W. CAROLINA	39	22	2	56.4	191	3	26	2	11	112.7
at Vanderbilt										
at LSU										
TOTALS	121	72	7	59.5	686	5	26	8	53	109.2

#7 JAKE HUBENAK

	Att	Comp	Int	Pct	Yards	TD	Long	Sack	Yds	Effic
vs Arizona St.	-- Did Not Play --									
BALL STATE	1	1	0	100.0	14	0	14	0	0	217.6
NEVADA	-- Did Not Play --									
vs Arkansas	-- Did Not Play --									
MISSISSIPPI ST.	-- Did Not Play --									
ALABAMA	-- Did Not Play --									
at Ole Miss	11	6	0	54.5	46	0	20	1	9	89.7
SOUTH CAROLINA	0	0	0	-	0	0	0	0	0	0
AUBURN	12	5	0	41.7	32	1	14	0	0	91.6
W. CAROLINA	-- Did Not Play --									
at Vanderbilt										
at LSU										
TOTALS	24	12	0	50.0	92	1	20	1	9	95.9

TACKLES GAME-BY-GAME

Name	Solo-Ast	Total	ASU	BSU	NEV	ARK	MSU	ALA	OM	USC	AUB	WCU	VAN	LSU
23 Armani Watts	63-33	96	6-4	1-0	4-3	9-5	3-4	8-2	16-4	4-2	8-5	5-5		
14 Justin Evans	38-21	59	5-4	-	2-3	3-4	2-4	7-3	8-1	8-1	3-1	DNP		
33 S. Washington	18-41	59	1-3	2-5	0-2	2-9	1-6	1-0	3-2	5-5	3-4	0-5		
6 Donovan Wilson	31-22	53	5-3	2-2	2-3	4-2	3-3	3-2	8-2	0-1	2-3	2-1		
15 Myles Garrett	32-18	50	4-4	1-0	4-3	1-1	5-2	4-1	6-1	5-2	1-2	1-2		
49 A.J. Hilliard	22-28	50	DNP	DNP	3-5	2-8	3-3	4-4	1-1	4-1	5-6	DNP		
10 Daeshon Hall	15-28	43	4-3	0-2	1-4	1-4	3-1	0-3	3-1	2-2	0-4	1-4		
21 B. Williams	22-9	31	2-1	1-0	2-1	3-1	2-2	3-2	4-0	1-0	1-2	3-0		
5 Daylon Mack	12-15	27	2-4	2-0	2-1	0-3	1-0	1-2	0-1	1-0	0-3	3-1		
95 Julien Obioha	6-20	26	DNP	DNP	0-3	1-1	1-4	0-2	2-1	2-3	0-2	0-4		
1 DeVante Harris	21-4	25	2-1	1-0	3-0	1-2	3-0	3-0	2-0	1-1	3-0	2-0		
89 Alonzo Williams	6-16	22	1-2	1-2	1-1	0-2	1-2	2-3	-	0-1	0-2	0-1		
92 Z. Henderson	13-9	22	DNP	DNP	3-0	2-0	1-0	1-4	3-0	2-1	0-2	1-2		
8 Nick Harvey	12-7	19	2-0	0-1	1-2	2-1	1-1	3-1	1-0	0-1	2-0	-		
30 Justin Dunning	12-7	19	-	5-4	-	-	-	-	1-0	-	4-0	2-3		
31 Claude George	4-14	18	1-0	0-2	1-2	-	DNP	0-2	-	0-2	2-4	0-2		
40 Jarrett Johnson	8-9	17	-	1-3	1-1	1-0	1-1	1-1	1-0	0-1	1-2	1-0		
11 Josh Walker	8-9	17	2-3	DNP	DNP	0-1	1-1	-	4-0	1-1	0-1	0-2		
35 Riley Garner	7-9	16	1-0	1-3	0-1	0-2	0-1	2-0	0-1	-	-	3-1		
4 Noel Ellis	10-6	16	2-1	1-4	3-0	1-0	1-1	1-0	-	1-0	DNP	-		
9 Q. Cunningham	9-6	15	2-2	3-0	1-1	-	0-1	1-0	-	-	-	2-2		
12 Sam Moeller	5-8	13	0-1	1-3	1-1	-	1-1	2-0	-	-	-	0-2		
7 Richard Moore	7-6	13	DNP	DNP	DNP	DNP	DNP	2-1	0-1	1-0	4-4	-		
42 Otaru Alaka	2-10	12	DNP	1-3	1-6	0-1	DNP	DNP	DNP	DNP	DNP	DNP		
26 Devonta Burns	6-4	10	-	1-0	0-1	-	1-1	-	4-0	0-1	-	0-1		
98 Hardreck Walker	4-5	9	1-1	1-4	1-0	-	DNP	DNP	1-0	DNP	-	-		
88 Kingsley Keke	0-5	5	0-1	-	-	0-2	-	0-1	-	-	0-1	-		
99 James Lockhart	1-3	4	-	0-3	-	DNP	DNP	DNP	DNP	DNP	DNP	1-0		
17 Alex Sezer Jr.	2-2	4	-	1-1	-	-	0-1	1-0	-	-	-	-		
45 Landis Durham	0-3	3	0-1	0-2	-	DNP	DNP	-	DNP	-	DNP	DNP		
28 Victor Davis	3-0	3	DNP	-	-	DNP	DNP	DNP	2-0	-	-	1-0		
3 Christian Kirk	3-0	3	1-0	-	1-0	-	-	-	1-0	-	-	-		
54 Jake Blount	1-1	2	1-1	DNP	DNP	DNP	DNP	DNP	DNP	DNP	DNP	DNP		
16 Dwaine Thomas	1-1	2	-	1-0	-	0-1	-	-	DNP	-	DNP	-		
19 D. Capers-Smith	2-0	2	DNP	1-0	-	DNP	DNP	DNP	DNP	1-0	DNP	-		
38 Drew Kaser	1-0	1	-	DNP	-	1-0	-	-	-	-	-	-		
5 Tra Carson	1-0	1	1-0	-	-	-	-	-	-	-	-	-		
1 Kyler Murray	1-0	1	-	-	-	-	DNP	-	DNP	-	-	1-0		
9 R. Seals-Jones	0-1	1	-	-	-	-	-	-	-	-	0-1	-		
10 Kyle Allen	1-0	1	-	-	-	-	-	-	1-0	DNP	DNP	-		
2 Speedy Noil	0-1	1	-	-	-	DNP	DNP	-	-	-	0-1	DNP		

SEASON SUPERLATIVES

TEXAS A&M

INDIVIDUAL GAME HIGHS

Rushes	29	Tra Carson vs Arizona State (Sep 05, 2015)
Yards Rushing	156	Kyler Murray vs South Carolina (Oct 31, 2015)
TD Rushes	1	11 times, last Tra Carson vs Western Carolina (Nov 14, 2015)
Long Rush	42	Kwame Etwi vs Ball State (Sep 12, 2015)
Pass attempts	41	Kyle Allen vs Mississippi State (Oct 03, 2015)
Pass completions	25	Kyle Allen vs Mississippi State (Oct 03, 2015)
Yards Passing	358	Kyle Allen vs Arkansas (Sep 26, 2015)
TD Passes	4	Kyle Allen vs Nevada (Sep 19, 2015)
Long Pass	66	Kyle Allen vs Arizona State (Sep 05, 2015)
Receptions	9	Christian Kirk vs Western Carolina (Nov 14, 2015)
Yards Receiving	173	Christian Kirk vs Arkansas (Sep 26, 2015)
TD Receptions	2	Christian Kirk vs Western Carolina (Nov 14, 2015) Josh Reynolds vs Nevada (Sep 19, 2015) Christian Kirk vs Arkansas (Sep 26, 2015)
Long Reception	66	Christian Kirk vs Arizona State (Sep 05, 2015)
Field Goals	3	Taylor Bertolet vs Nevada (Sep 19, 2015) Taylor Bertolet vs Mississippi State (Oct 03, 2015) Taylor Bertolet vs Alabama (Oct 17, 2015)
Long Field Goal	55	Taylor Bertolet vs Mississippi State (Oct 03, 2015)
Punts	10	Drew Kaser at Ole Miss (Oct 24, 2015)
Punting Avg	52.8	Drew Kaser vs Arizona State (Sep 05, 2015)
Long Punt	71	Drew Kaser vs South Carolina (Oct 31, 2015)
Punts inside 20	4	Drew Kaser at Ole Miss (Oct 24, 2015)
Long Punt Return	79	Christian Kirk vs Arizona State (Sep 05, 2015)
Long Kickoff Return	40	Christian Kirk vs Arkansas (Sep 26, 2015)
Tackles	20	Armani Watts at Ole Miss (Oct 24, 2015)
Sacks	4.0	Daeshon Hall vs Arizona State (Sep 05, 2015)
Tackles For Loss	4.0	Daeshon Hall vs Arizona State (Sep 05, 2015) Myles Garrett vs Nevada (Sep 19, 2015)
Interceptions	2	Donovan Wilson vs South Carolina (Oct 31, 2015)

TEAM GAME HIGHS

Rushes	54	vs South Carolina (Oct 31, 2015)
Yards Rushing	321	vs South Carolina (Oct 31, 2015)
Yards Per Rush	5.9	vs South Carolina (Oct 31, 2015)
TD Rushes	3	vs Ball State (Sep 12, 2015) vs South Carolina (Oct 31, 2015)
Pass attempts	45	vs Alabama (Oct 17, 2015) at Ole Miss (Oct 24, 2015) vs Western Carolina (Nov. 14, 2015)
Pass completions	28	vs Western Carolina (Nov. 14, 2015)
Yards Passing	358	vs Arkansas (Sep 26, 2015)
Yards Per Pass	12.8	vs Arkansas (Sep 26, 2015)
TD Passes	4	vs Ball State (Sep 12, 2015) vs Nevada (Sep 19, 2015) vs Western Carolina (Nov. 14, 2015)
Total Plays	97	vs Western Carolina (Nov. 14, 2015)
Total Offense	583	vs Western Carolina (Nov. 14, 2015)
Yards Per Play	8.8	vs Arkansas (Sep 26, 2015)
Points	56	vs Ball State (Sep 12, 2015)
Sacks By	9	vs Arizona State (Sep 05, 2015)
First Downs	36	vs Western Carolina (Nov. 14, 2015)
Penalties	13	at Ole Miss (Oct 24, 2015)
Penalty Yards	100	at Ole Miss (Oct 24, 2015)
Turnovers	4	vs Alabama (Oct 17, 2015)
Interceptions By	3	at Ole Miss (Oct 24, 2015)
Punts	10	at Ole Miss (Oct 24, 2015)
Punting Avg	52.8	vs Arizona State (Sep 05, 2015)
Long Punt	71	vs South Carolina (Oct 31, 2015)
Punts inside 20	4	at Ole Miss (Oct 24, 2015)
Long Punt Return	79	vs Arizona State (Sep 05, 2015)

OPPONENTS

INDIVIDUAL GAME HIGHS

Rushes	32	Derrick Henry of Alabama (Oct 17, 2015)
Yards Rushing	236	Derrick Henry of Alabama (Oct 17, 2015)
TD Rushes	2	Brandon Wilds of South Carolina (Oct 31, 2015) Derrick Henry of Alabama (Oct 17, 2015)
Long Rush	66	Perry Orth of South Carolina (Oct 31, 2015)
Pass attempts	41	Mike Bercovici of Arizona State (Sep 05, 2015) Chad Kelly of Ole Miss (Oct 24, 2015)
Pass completions	26	Chad Kelly of Ole Miss (Oct 24, 2015)
Yards Passing	241	Chad Kelly of Ole Miss (Oct 24, 2015)
TD Passes	2	Tyler Stewart of Nevada (Sep 19, 2015) Chad Kelly of Ole Miss (Oct 24, 2015)
Long Pass	58	Chad Kelly of Ole Miss (Oct 24, 2015)
Receptions	11	Fred Ross of Mississippi State (Oct 03, 2015)
Yards Receiving	155	Drew Morgan of Arkansas (Sep 26, 2015)
TD Receptions	1	eight players tied, last D. Newsome of Western Carolina (Nov. 14, 2015)
Long Reception	58	L. Treadwell of Ole Miss (Oct 24, 2015)
Field Goals	4	Daniel Carlson of Auburn (Nov 7, 2015)
Long Field Goal	43	Morgan Hagee of Ball State (Sep 12, 2015)
Punts	10	Matt Haack of Arizona State (Sep 05, 2015)
Punting Avg	56.3	Gary Wunderlich of Ole Miss (Oct 24, 2015)
Long Punt	73	Gary Wunderlich of Ole Miss (Oct 24, 2015)
Punts inside 20	5	Alex Boy of Nevada (Sep 19, 2015)
Long Punt Return	45	DJ Dean of Arkansas (Sep 26, 2015)
Long Kickoff Return	24	Darian Green of Ball State (Sep 12, 2015) E. Mitchell of Nevada (Sep 19, 2015) Tra Hardy of Western Carolina (Nov. 14, 2015)
Tackles	14	Skai Moore of South Carolina (Oct. 31, 2015)
Sacks	2.0	Jonathan Allen of Alabama (Oct 17, 2015) Marquis Haynes of Ole Miss (Oct 24, 2015)
Tackles For Loss	4.0	Jonathan Allen of Alabama (Oct 17, 2015)
Interceptions	2	Eddie Jackson of Alabama (Oct 17, 2015) M. Fitzpatrick of Alabama (Oct 17, 2015)

TEAM GAME HIGHS

Rushes	52	Auburn (Nov 7, 2015)
Yards Rushing	311	Auburn (Nov 7, 2015)
Yards Per Rush	6.3	Ball State (Sep 12, 2015)
TD Rushes	4	South Carolina (Oct 31, 2015)
Pass attempts	41	Arizona State (Sep 05, 2015) Ole Miss (Oct 24, 2015)
Pass completions	26	Ole Miss (Oct 24, 2015)
Yards Passing	241	Ole Miss (Oct 24, 2015)
Yards Per Pass	9.0	Arkansas (Sep 26, 2015)
TD Passes	2	Nevada (Sep 19, 2015) Ole Miss (Oct 24, 2015)
Total Plays	92	Ole Miss (Oct 24, 2015)
Total Offense	471	Ole Miss (Oct 24, 2015)
Yards Per Play	6.8	Arkansas (Sep 26, 2015)
Points	41	Alabama (Oct 17, 2015)
Sacks By	6	Alabama (Oct 17, 2015)
First Downs	28	Ole Miss (Oct 24, 2015)
Penalties	11	Arkansas (Sep 26, 2015)
Penalty Yards	108	Ole Miss (Oct 24, 2015)
Turnovers	4	Ole Miss (Oct 24, 2015)
Interceptions By	4	Alabama (Oct 17, 2015)
Punts	10	Arizona State (Sep 05, 2015)
Punting Avg	50.3	Ole Miss (Oct 24, 2015)
Long Punt	73	Ole Miss (Oct 24, 2015)
Punts inside 20	5	Nevada (Sep 19, 2015)
Long Punt Return	45	Arkansas (Sep 26, 2015)

MISCELLANEOUS STATISTICS

STARTING FIELD POSITION

	A&M Avg. Start	Opp. Avg. Start	A&M Advantage
vs Arizona State	own 30	own 29	+ 1
BALL STATE	own 37	own 28	+ 9
NEVADA	own 31	own 29	+ 2
vs Arkansas	own 24	own 19	+ 5
MISSISSIPPI STATE	own 36	own 21	+ 15
ALABAMA	own 30	own 28	+ 2
at Ole Miss	own 22	own 33	- 11
SOUTH CAROLINA	own 30	own 21	+ 9
AUBURN	own 30	own 24	+ 6
WESTERN CAROLINA	own 28	own 27	+ 1
at Vanderbilt			
at LSU			
Totals	own 31.8	own 29.8	

POINTS OFF TURNOVERS

Opponent	TEXAS A&M				OPPONENTS			
	TOs	TDs	FG-Att	Pts.	A&M TOs	TDs	FG-Att	Pts.
vs Arizona State	2	0	1-1	3	3	1	0-0	7
BALL STATE	1	1	0-0	7	1	0	1-1	3
NEVADA	1	1	0-0	7	2	0	1-1	3
vs Arkansas	2	0	1-2	3	0	0	0-0	0
MISSISSIPPI STATE	2	0	1-1	3	0	0	0-0	0
ALABAMA	1	1	0-0	7	4	3	1-1	24
at Ole Miss	3	0	1-1	3	3	0	2-2	6
SOUTH CAROLINA	2	1	0-0	7	0	0	0-0	0
AUBURN	0	0	0-0	0	3	1	1-1	10
WESTERN CAROLINA	1	1	0-0	7	4	1	0-0	7
at Vanderbilt								
at LSU								
Totals	16 (18/7, 9 int)	4	4-5	47	19 (15/6, 13 int)	6	6-6	60

F/L: total fumbles/fumbles lost

PENALTIES

	A&M Pen.-Yds.	Opp. Pen.-Yds.	A&M Yd Diff
vs Arizona State	5-50	6-45	+ 5
BALL STATE	7-79	3-15	+ 64
NEVADA	5-35	3-29	+ 6
vs Arkansas	7-52	11-93	- 41
MISSISSIPPI STATE	5-53	3-30	+ 23
ALABAMA	1-5	7-60	- 55
at Ole Miss	13-100	10-108	- 8
SOUTH CAROLINA	3-35	5-26	+ 9
AUBURN	3-20	6-78	+ 58
WESTERN CAROLINA	5-45	4-45	0
at Vanderbilt			
at LSU			
Totals (per gm avg.)	54-474 (47.4)	58-529 (52.9)	

GAME-OPENING DRIVES

	TEXAS A&M					OPPONENTS				
	Pts	Res	1Dn	PI-Yds	Time	Pts	Res	1Dn	PI-Yds	Time
vs Arizona State	0	punt	0	3-4	0:54	0	punt	0	3-4	1:52
BALL STATE	7	TD	3	8-62	2:36	3	FG	2	6-71	2:25
NEVADA	7	TD	4	7-73	2:19	0	punt	0	3-(-2)	1:36
vs Arkansas	0	punt	1	4-18	2:13	0	punt	1	6-27	4:24
MISSISSIPPI STATE	7	TD	4	12-91	5:01	3	FG	4	11-63	4:30
ALABAMA	0	punt	1	4-16	1:33	0	punt	4	10-57	5:03
at Ole Miss	0	punt	3	11-27	4:49	0	missed FG	4	11-67	4:26
SOUTH CAROLINA	0	missed FG	3	10-68	3:10	0	punt	0	3-0	1:44
AUBURN	3	FG	2	9-29	3:35	7	TD	3	11-75	4:43
WESTERN CAROLINA	0	INT	1	2-15	0:30	0	punt	0	3-6	1:45
at Vanderbilt										
at LSU										
Totals	24		22	7-40*	2:54*	6		15	7-37*	3:15*

* average

SECOND HALF-OPENING DRIVES

	TEXAS A&M					OPPONENTS				
	Pts	Res	1Dn	PI-Yds	Time	Pts	Res	1Dn	PI-Yds	Time
vs Arizona State	0	INT	0	1-0	0:09	0	punt	0	3-(-2)	0:55
BALL STATE	0	fumble	1	5-7	2:05	7	TD	4	6-74	3:22
NEVADA ^	7	TD	2	4-28	1:10	0	INT	0	1-0	0:05
vs Arkansas	3	FG	3	14-65	6:56	7	TD	4	7-77	3:47
MISSISSIPPI STATE	3	FG	3	8-48	2:42	0	fumble	1	4-49	1:44
ALABAMA	0	punt	0	3-(-2)	1:27	0	punt	0	3-6	2:00
at Ole Miss	0	punt	1	6-15	1:36	0	punt	0	3-5	1:00
SOUTH CAROLINA	7	TD	4	11-81	3:48	0	punt	3	10-33	5:14
AUBURN	0	INT	0	3-7	0:44	3	FG	1	7-57	2:31
WESTERN CAROLINA	3	FG	3	13-37	3:51	0	punt	2	5-33	3:04
at Vanderbilt										
at LSU										
Totals	23		17	7-28*	2:27*	17		13	5-33*	2:22*

* average
^ drive began following turnover

A&M SCORING DRIVES

	Scoring Drives	TIME		PLAYS		5 or less	1-Play
		Total	Avg	Total	Avg		
vs Arizona State	5	8:47	1:45	26	4.3	3	0
BALL STATE	7	18:43	2:40	54	7.7	2	0
NEVADA	8	16:56	2:07	53	6.6	3	0
vs Arkansas	4	11:40	2:55	29	7.3	2	0
MISSISSIPPI STATE	6	16:49	2:48	47	7.8	1	0
ALABAMA	4	8:36	2:09	28	7.0	1	0
at Ole Miss	1	1:37	1:37	7	7.0	1	0
SOUTH CAROLINA	4	11:49	2:57	36	9.0	0	0
AUBURN	2	9:08	4:34	23	11.5	0	0
WESTERN CAROLINA	7	18:37	1:51	59	8.4	2	0
at Vanderbilt							
at LSU							
Totals	48	122:42	2:33	361	7.5	15	0

* not including overtime possessions

STARTING LINEUPS

OFFENSIVE STARTERS

	WR	LT	LG	C	RG	RT	TE/WR	WR	WR	QB	RB/WR
vs Arizona St.	Reynolds	Gennesy	Sutherland	Matthews	Cheek	Ifedi	Ratley	Seals-Jones	Kirk	Allen	Carson
BALL STATE	Reynolds	Gennesy	Stuckey	Matthews	Cheek	Ifedi	Davis	Seals-Jones	Kirk	Allen	Carson
NEVADA	Reynolds	Gennesy	Stuckey	Matthews	Cheek	Ifedi	Ratley	Seals-Jones	Kirk	Allen	Carson
vs Arkansas	Reynolds	Gennesy	Stuckey	Matthews	Cheek	Ifedi	Ratley	Seals-Jones	Kirk	Allen	Carson
MISSISSIPPI ST.	Reynolds	Gennesy	Stuckey	Matthews	Cheek	Ifedi	C. Smith	Ratley	Kirk	Allen	Carson
ALABAMA	Reynolds	Gennesy	Stuckey	Matthews	Cheek	Ifedi	Ratley	Seals-Jones	Kirk	Allen	Carson
at Ole Miss	Reynolds	Gennesy	Sutherland	Matthews	Cheek	Ifedi	Davis	Seals-Jones	Ratley	Allen	Carson
SOUTH CAROLINA	Reynolds	Gennesy	Sutherland	Matthews	Cheek	Ifedi	C. Smith	Noil	Kirk	Murray	Carson
AUBURN	Reynolds	Gennesy	Sutherland	Matthews	Cheek	Ifedi	C. Smith	Seals-Jones	Kirk	Murray	Carson
W. CAROLINA	Tabuyo	Gennesy	Sutherland	Matthews	Cheek	Ifedi	Davis	Seals-Jones	Kirk	Murray	Carson
at Vanderbilt											
at LSU											

DEFENSIVE STARTERS

	DE	NG	DT	RUSH	LB	LB	LB/NICKLE	CB	CB	SS	FS
vs Arizona St.	Hall	Walker	A. Williams	Garrett	Washington	Walker	Wilson*	B. Williams	D. Harris	Evans	Watts
BALL STATE	Hall	Walker	A. Williams	Garrett	Washington	George	Wilson*	B. Williams	D. Harris	Evans	Watts
NEVADA	Hall	Obioha	A. Williams	Garrett	Washington	Alaka	Hilliard	B. Williams	D. Harris	Evans	Watts
vs Arkansas	Hall	Obioha	A. Williams	Garrett	Washington	Alaka	Hilliard	B. Williams	D. Harris	Evans	Watts
MISSISSIPPI ST.	Hall	Obioha	A. Williams	Garrett	Washington	Hilliard	Wilson*	B. Williams	D. Harris	Evans	Watts
ALABAMA	Hall	Obioha	A. Williams	Garrett	Washington	Hilliard	Wilson*	B. Williams	D. Harris	Evans	Watts
at Ole Miss	Hall	Obioha	A. Williams	Garrett	Washington	Hilliard	Wilson*	B. Williams	D. Harris	Evans	Watts
SOUTH CAROLINA	Hall	Obioha	A. Williams	Garrett	Washington	George	Wilson*	B. Williams	D. Harris	Evans	Watts
AUBURN	Hall	Obioha	A. Williams	Garrett	Washington	Hilliard	Moore	B. Williams	D. Harris	Evans	Watts
W. CAROLINA	Hall	Obioha	A. Williams	Garrett	Washington	George	Wilson*	B. Williams	D. Harris	Dunning	Watts
at Vanderbilt											
at LSU											

* Started as a nickel back

START CHART

	Career Starts	Consec Starts
Julien Obioha	44	8
DeVante Harris	35	15
Germain Ifedi	34	12
Mike Matthews	33	10
Alonzo Williams	31	14
Josh Reynolds	19	-
Ricky Seals-Jones	18	2
Joseph Cheek	18	10
Myles Garrett	18	12
Armani Watts	18	12
Tra Carson	16	11
Daeshon Hall	16	10
Brandon Williams	13	9
Kyle Allen	12	-
Shaan Washington	10	10
Avery Gennesy	10	10
Devonta Burns	9	-
Justin Evans	9	-
Christian Kirk	9	3
Hardreck Walker	8	-
Otaro Alaka	7	-
Edward Pope	7	-
Donovan Wilson	7	1
Sabian Holmes	6	-
A.J. Hilliard	6	-
Speedy Noil	6	-
Victor Davis	5	-
Jeremiah Stuckey	5	-
Keaton Sutherland	5	4
Josh Walker	4	-
Caden Smith	3	-
Jordan Davis	3	1
Kyler Murray	3	3
Claude George	3	1
Alex Sezer, Jr	2	-
Justin Dunning	1	1
Jeremy Tabuyo	1	1
Richard Moore	1	-
Damion Ratley	1	-
Nick Harvey	1	-
Zaycoven Henderson	1	-

12TH MAN REP

	12th Man	#
vs ASU	Moeller	27
BALL ST.	Moeller	28
NEVADA	Moeller	29
vs Ark	Moeller	30
MSU	Moeller	31
Alabama	Moeller	32
at Ole Miss	Moeller	33
S. Carolina	Moeller	34
Auburn	Moeller	35
W. Carolina	Moeller	36
at Vandy		
at LSU		

- appearances as 12th Man representative

TEXAS A&M'S 20-PLUS YARD PLAYS (77)

Yards	Type	Player(s)	Opponent
*79	PR	Christian Kirk	Arizona State
*68	PR	Christian Kirk	Alabama
*66	Pass	Christian Kirk from Kyle Allen	Arizona State
63	Pass	Josh Reynolds from Kyle Allen	Arkansas
*60	INT	Donovan Wilson	South Carolina
57	Pass	Christian Kirk from Kyle Allen	Arkansas
56	PR	Christian Kirk	Ball State
49	Pass	Josh Reynolds from Kyle Allen	Mississippi State
48	Pass	Christian Kirk from Kyle Allen	Nevada
46	PR	Christian Kirk	Western Carolina
*44	Pass	Christian Kirk from Kyle Allen	Arkansas
44	Pass	Ricky Seals-Jones from Kyle Allen	Ole Miss
44	Pass	Ricky Seals-Jones from Kyle Allen	Alabama
43	Pass	Christian Kirk from Kyle Allen	Western Carolina
42	Rush	Kwame Etwi	Ball State
42	Pass	Damion Ratley from Kyle Allen	Nevada
*40	INT	De'Vante Harris	Ball State
40	KR	Christian Kirk	Arkansas
39	KR	Speedy Noil	Auburn
36	Pass	Josh Reynolds from Kyle Allen	Arkansas
36	Pass	Josh Reynolds from Kyle Allen	Arizona State
34	Rush	Kyler Murray	South Carolina
*33	Rush	Brice Dolezal	Ball State
32	KR	Speedy Noil	Ball State
32	Pass	Christian Kirk from Kyle Allen	Mississippi State
30	Rush	Tra Carson	Ball State
*29	Pass	Damion Ratley from Kyle Allen	Mississippi State
29	Pass	Christian Kirk from Kyle Allen	Arkansas
28	Rush	Kyler Murray	South Carolina
28	Pass	Kyle Allen from Tra Carson	Ball State
28	Pass	Christian Kirk from Kyle Allen	Arizona State
27	Pass	Christian Kirk from Kyle Allen	Nevada
27	KR	Christian Kirk	Nevada
27	Rush	Kwame Etwi	Ball State
26	Rush	Tra Carson	South Carolina
26	PR	Christian Kirk	Mississippi State
*26	Pass	Jeremy Tabuyo from Kyler Murray	Western Carolina
26	KR	Speedy Noil	Auburn
26	Rush	Kyler Murray	Arizona State
26	Pass	Ricky Seals-Jones from Kyle Allen	Alabama
26	KR	Christian Kirk	Western Carolina
25	Pass	Christian Kirk from Kyle Allen	Nevada
25	Pass	Ricky Seals-Jones from Kyle Allen	Mississippi State
25	Pass	Ricky Seals-Jones from Kyle Allen	South Carolina
25	KR	Speedy Noil	Ball State
*25	Pass	Josh Reynolds from Kyle Allen	Nevada
25	Pass	Ricky Seals-Jones from Kyle Allen	South Carolina
25	KR	Christian Kirk	Alabama
24	Rush	James White	Western Carolina
24	KR	Christian Kirk	Arizona State
24	KR	Christian Kirk	Ball State
23	Pass	Josh Reynolds from Kyle Allen	Alabama
23	KR	Christian Kirk	Nevada
23	Rush	Kyler Murray	Arizona State
22	Pass	Josh Reynolds from Kyle Allen	Mississippi State
22	Pass	Josh Reynolds from Kyle Allen	South Carolina
*22	Pass	Christian Kirk from Kyle Allen	Western Carolina
22	Rush	Kyle Allen	Nevada
22	KR	Christian Kirk	Nevada
22	Pass	Christian Kirk from Kyle Allen	Alabama
21	KR	Speedy Noil	Auburn
21	Rush	Tra Carson	Auburn
21	KR	Speedy Noil	Ole Miss
21	Pass	Josh Reynolds from Kyle Allen	Arizona State
21	KR	Christian Kirk	Arkansas
21	Rush	Tra Carson	Mississippi State
21	Rush	Kyler Murray	South Carolina
20	Rush	Tra Carson	Nevada
20	Pass	Josh Reynolds from Kyle Allen	Nevada
*20	Pass	Jeremy Tabuyo from Kyle Allen	Ball State
20	Pass	Ricky Seals-Jones from Kyle Allen	Ole Miss
20	Pass	Ricky Seals-Jones from Kyle Allen	Auburn
20	Pass	Josh Reynolds from Kyle Allen	South Carolina
20	Rush	Kyler Murray	Western Carolina
*20	Pass	Christian Kirk from Kyle Allen	Arkansas

* touchdown scored on play

BY LENGTH

Yards	No.	TD
100+	0	0
90-99	0	0
80-89	0	0
70-79	1	1
60-69	4	3
50-59	2	0
40-49	11	2
30-39	8	1
20-29	51	4

BY PLAY TYPE

Type	No.	TD
Rushing	16	1
Passing	38	8
Punt returns	5	2
Kick returns	16	0
Interceptions	2	2
Fumble returns	0	0
Other	0	0
TOTAL	77	13

20-YARD PLUS BY PLAYER

Player	No.	TD	R	P	KR	PR	IR	FR
Josh Reynolds	11	1	0	11	0	0	0	0
Ricky Seals-Jones	9	0	0	9	0	0	0	0
Speedy Noil	7	0	0	0	7	0	0	0
Kyler Murray	6	0	6	0	0	0	0	0
Tra Carson	5	0	5	0	0	0	0	0
Jeremy Tabuyo	2	2	0	2	0	0	0	0
Damion Ratley	2	1	0	2	0	0	0	0
Kyle Allen	2	0	1	1	0	0	0	0
Kwame Etwi	2	0	2	0	0	0	0	0
Donovan Wilson	1	1	0	0	0	0	1	0
De'Vante Harris	1	1	0	0	0	0	1	0
Brice Dolezal	1	1	1	0	0	0	0	0
James White	1	0	1	0	0	0	0	0
TOTAL	77	13	16	38	16	5	2	0

LONGEST PLAYS OF 2015

RUSHING

42 Kwame Etwi vs Ball StateSept. 12

RUSHING TOUCHDOWN

33 Brice Dolezal vs Ball StateSept. 12

PASSING

66 Christian Kirk from Kyle Allen vs Arizona StateSept. 5

PASSING TOUCHDOWN

66 Christian Kirk from Kyle Allen vs Arizona StateSept. 5

PUNT RETURN

79 Christian Kirk vs Arizona StateSept. 5

KICK RETURN

40 Christian Kirk vs Arizona StateSept. 26

INTERCEPTION RETURN

60 Donovan Wilson vs South CarolinaOct. 31

FUMBLE RETURN

- None

PUNT

71 Drew Kaser vs South CarolinaOct. 31

FIELD GOAL

55 Taylor Bertolet vs Mississippi StateOct. 3

OPPONENTS' 20-PLUS YARD PLAYS (58)

Yards	Type	Player(s)	Opponent
*93	INT	Eddie Jackson	Alabama
66	Rush	Perry Orth	South Carolina
65	Rush	Detrez Newsome	Western Carolina
*58	Pass	L. Treadwell from Chad Kelly	Ole Miss
*55	INT	Minkah Fitzpatrick	Alabama
*55	Rush	Derrick Henry	Alabama
*52	Rush	Malik Dear	Mississippi State
47	Pass	Hayden Hurst from Perry Orth	South Carolina
47	Rush	Darian Green	Ball State
45	Rush	Jovon Robinson	Auburn
45	PR	DJ Dean	Arkansas
45	Pass	Jordan Williams from Riley Neal	Ball State
43	Rush	Brandon Wilds	South Carolina
38	Pass	Drew Morgan from Brandon Allen	Arkansas
34	Pass	Kerryon Johnson from Jeremy Johnson	Auburn
*33	INT	Minkah Fitzpatrick	Alabama
33	Pass	Jarred Gipson from Tyler Stewart	Nevada
33	Pass	Ellis Jefferson from Mike Bercovici	Arizona State
*33	Rush	Brandon Wilds	South Carolina
32	Pass	Tony Stevens from Jeremy Johnson	Auburn
32	Rush	James Gilbert	Ball State
31	Pass	Drew Morgan from Brandon Allen	Arkansas
*31	Rush	Don Jackson	Nevada
29	Pass	S. Robinson from Troy Mitchell	Western Carolina
29	Rush	Jaylen Walton	Ole Miss
28	Rush	Ryan Davis	Auburn
28	Pass	Calvin Ridley from Jake Coker	Alabama
27	Pass	S. Robinson from Troy Mitchell	Western Carolina
27	Pass	Kyle Markway from Perry Orth	South Carolina
*27	Pass	Hassan Henderson from Tyler Stewart	Nevada
27	Rush	James Butler	Nevada
27	Rush	Darian Green	Ball State
26	INT	Eddie Jackson	Alabama
26	Rush	Dak Prescott	Mississippi State
26	Pass	Hassan Henderson from Tyler Stewart	Nevada
25	Rush	James Butler	Nevada
24	INT	Daniel Riddle	Western Carolina
24	KR	Tra Hardy	Western Carolina
24	Rush	Jason Smith	Auburn
24	Rush	Derrick Henry	Alabama
24	Pass	O.J. Howard from Jake Coker	Alabama
24	KR	Elijah Mitchell	Nevada
24	Rush	James Butler	Nevada
24	KR	Darian Green	Ball State
23	PR	Cyrus Jones	Alabama
23	KR	Jojo Robinson	Arkansas
23	KR	Darian Green	Ball State
23	KR	De'Chavon Hayes	Arizona State
22	Rush	Jordan Wilkins	Ole Miss
22	Pass	L. Treadwell from Chad Kelly	Ole Miss
21	KR	Kerryon Johnson	Auburn
21	Pass	David Williams from Perry Orth	South Carolina
21	Pass	Fred Ross from Dak Prescott	Mississippi State
21	Pass	Drew Morgan from Brandon Allen	Arkansas
21	Pass	Devin Lucien from Mike Bercovici	Arizona State
20	Rush	Troy Mitchell	Western Carolina
20	KR	Damien Harris	Alabama
20	KR	Jojo Robinson	Arkansas

* touchdown scored on play

BY LENGTH		
Yards	No.	TD
100+	0	0
90-99	1	1
80-89	0	0
70-79	0	0
60-69	2	0
50-59	4	4
40-49	6	0
30-39	10	3
20-29	35	1

BY PLAY TYPE		
Type	No.	TD
Rushing	21	4
Passing	21	2
Punt returns	2	0
Kick returns	9	0
Interceptions	5	3
Fumble returns	0	0
Other	0	0
TOTAL	58	6

LONGEST PLAYS OF 2015

RUSHING

66 Perry Orth of South CarolinaOct. 31

RUSHING TOUCHDOWN

55 Derrick Henry of AlabamaOct. 17

PASSING

58 L. Treadwell from Chad Kelly of Ole MissOct. 24

PASSING TOUCHDOWN

58 L. Treadwell from Chad Kelly of Ole MissOct. 24

PUNT RETURN

45 DJ Dean of Arkansas Sept. 26

KICK RETURN

24 Tra Hardy of Western Carolina Nov. 14
Elijah Mitchell of Nevada Sept. 19
Kyle Schmidt of Ball State Sept. 12

INTERCEPTION RETURN

55 Eddie Jackson of AlabamaOct. 17

FUMBLE RETURN

18 Demetrius Cherry of Arizona State Sept. 5

PUNT

73 Gary Wunderlich of Ole MissOct. 24

FIELD GOAL

43 Morgan Hagee of Ball State Sept. 12

THE LAST TIME...

100-YARD RUSHER

by A&M..... 109, Tra Carson vs Western Carolina (Nov. 7, 2015)
by Opp... 111, Detrez Newsome of Western Carolina in College Station (Nov. 14, 2015)

TWO 100-YARD RUSHERS

by A&M..... 156, Kyler Murray vs South Carolina (Oct. 31, 2015)
122, Tra Carson vs South Carolina (Oct. 31, 2015)
by Opp..... 146, Leonard Fournette of LSU in College Station (Nov. 27, 2013)
119, Anthony Jennings of LSU in College Station (Nov. 27, 2013)

200-YARD RUSHER

by A&M.... 229, Johnny Manziel vs Oklahoma in the Cotton Bowl (Jan. 4, 2013)
by Opp..... 236, Derrick Henry of Alabama in College Station (Oct. 17, 2015)

60-YARD RUSH PLAY

by A&M..... 72, Johnny Manziel at Louisiana Tech (Oct. 13, 2012)
by Opp.... 65, Detrez Newsome of Western Carolina in College Station (Nov. 14, 2015)

THREE-OR-MORE RUSHING TDs

by A&M..... 3, Tra Carson at South Carolina (Aug. 28, 2014)
by Opp..... 3, Dak Prescott of Mississippi State in Starkville (Oct. 4, 2014)

TEAM RUSHED FOR 300 YARDS

by A&M..... 304 vs Western Carolina (Nov. 14, 2015)
by Opp..... 311, Auburn in College Station (Nov. 7, 2015)

TEAM RUSHED FOR LESS THAN 100 YARDS

by A&M..... 32 vs Ole Miss (Oct. 24, 2015)
by Opp..... 92 by Arizona State in Houston (Sept. 6, 2015)

300-YARD PASSER

by A&M..... 358, Kyle Allen vs Arkansas (Sept. 26, 2015)
by Opp.... 366, Dylan Thompson of South Carolina in Columbia (Aug. 28, 2014)

400-YARD PASSER

by A&M..... 401, Kenny Hill vs Ole Miss (Oct. 11, 2014)
by Opp..... 427, Aaron Boone of Duke in Chick-Fil-A Bowl (Dec. 31, 2013)

SCORED ON OVER A 50-YARD PASS PLAY

by A&M 66 yds, Christian Kirk from Kyle Allen vs Arizona State (Sept. 5, 2015)
by Opp..... 51 yds, Fred Brown from Dak Prescott of Mississippi State in Starkville (Oct. 4, 2014)

30 PASS COMPLETIONS

by A&M..... 42, Kenny Hill vs Ole Miss (Oct. 11, 2014)
by Opp..... 37, Garrett Gilbert of SMU in College Station (Sept. 21, 2013)

40 PASS ATTEMPTS

by A&M..... 40, Kyle Allen vs Alabama (Oct. 17, 2015)
by Opp..... 40, Chad Kelly of Ole Miss in Oxford (Oct. 24, 2015)

THREE-OR-MORE TD PASSES

by A&M..... 3, Kyler Murray vs Western Carolina (Nov. 14, 2015)
by Opp..... 3, Blake Sims of Alabama in Tuscaloosa (Oct. 18, 2014)

FOUR-OR-MORE TD PASSES

by A&M..... 4, Kyle Allen vs Nevada (Sept. 19, 2015)
by Opp..... 4, Dylan Thompson of South Carolina in Columbia (Aug. 28, 2014)

100-YARD RECEIVER

by A&M..... 122, Christian Kirk vs Western Carolina (Nov. 14, 2015)
by Opp..... 102, Laquon Treadwell of Ole Miss in Oxford (Oct. 24, 2015)

10-OR-MORE RECEIVERS

by A&M..... 11 vs Ball State (Sept. 12, 2015)
by Opp..... 10, Mississippi State in Starkville (Oct. 4, 2014)

10-OR-MORE RECEPTIONS

by A&M..... 11, Speedy Noil vs Ole Miss (Oct. 11, 2014)
by Opp..... 12, Jamison Crowder of Duke in Chick-Fil-A Bowl (Dec. 31, 2013)

FOUR FIELD GOALS

by A&M..... 4, Randy Bullock vs Northwestern at the Meineke Car Care Bowl of Texas (Dec. 31, 2011)
by Opp..... 4, Daniel Carlson of Auburn in College Station (Nov. 7, 2015)

50-YARD FIELD GOAL

by A&M..... 52, Taylor Bertolet vs Western Carolina (Nov. 14, 2015)
by Opp..... 51, Caleb Sturgis of Florida in College Station (Sept. 8, 2012)

60-YARD FIELD GOAL

by A&M..... 62, Terence Kitchens vs Southern Miss (Sept. 25, 1999)

RECORDED A BLOCKED PUNT

by A&M..... Sam Moeller vs Mississippi State (1st Qtr) (Nov. 9, 2013)
by Opp..... Carring Byndom of Texas (4th Qtr) in Austin (Nov. 25, 2010)

RECORDED A BLOCKED FIELD GOAL ATTEMPT

by A&M..... Myles Garrett at Auburn (2nd Qtr) (Nov. 8, 2014)
by Opp..... Josh Boyd of Mississippi State in Starkville (2nd Qtr) (Nov. 3, 2012)

A KICKOFF WAS RETURNED FOR A TD

by A&M..... Coryell Judie, 84 yards at Baylor (Nov. 13, 2010)
by Opp..... Brandon Boykin of Georgia, 81 yards, in Shreveport (Dec. 28, 2009)

PUNT RETURN FOR A TD

by A&M..... Christian Kirk, 68 yards vs Alabama (Oct. 17, 2015)
by Opp..... Dez Bryant of Oklahoma State, 78 yards, in Stillwater (Oct. 4, 2008)

BLOCKED PUNT RETURN FOR A TD

by A&M..... Jaxson Appel, 1 yard, vs SMU (Sept. 17, 2005)
by Opp..... Courtney Herndon of Kansas State, 10 yards, in College Station (Oct. 11, 2008)

INTERCEPTION RETURNED FOR A TD

by A&M..... Donovan Wilson 60 yds vs South Carolina (Oct. 31, 2015)
by Opp..... Minkah Fitzpatrick, 55 yds, in College Station (Oct. 17, 2015)

FUMBLE RECOVERY FOR A TD

by A&M..... Deshazor Everett, 12 yards vs SMU (Sept. 21, 2013)
by Opp... Avery Worsham of Western Carolina, 11 yds, in College Station (Nov. 14, 2014)

A TEAM SCORED A SAFETY

by A&M..... vs Mississippi State in College Station (Nov. 9, 2013)
(MSU punt blocked out out-of-bounds in endzone)
by Opp..... by Oklahoma in College Station (Nov. 6, 2010)
(A&M punt blocked and recoverd in endzone)

OVERTIME HISTORY

(9-6 OVERALL, 5-3 HOME, 1-2 AWAY, 3-1 NEUTRAL)

Nov. 1, 1997	A&M 28, Oklahoma State 25	1 OT	College Station
Dec. 5, 1998	A&M 36, Kansas State 33	2 OT	St. Louis (<i>Big 12 Championship</i>)
Dec. 31, 2000	Mississippi State 43, A&M 41	1 OT	Shreveport, La. (<i>Independence Bowl</i>)
Oct. 5, 2002	Texas Tech 48, A&M 47	1 OT	College Station
Nov. 16, 2002	Missouri 33, A&M 27	2 OT	College Station
Oct. 23, 2004	A&M 29, Colorado 26	1 OT	College Station
Oct. 30, 2004	Baylor 35, A&M 34	1 OT	Waco, Texas
Nov. 13, 2004	A&M 32, Texas Tech 25	1 OT	College Station
Oct. 1, 2005	A&M 16, Baylor 13	1 OT	College Station
Oct. 21, 2006	A&M 34, Oklahoma State 33	1 OT	Stillwater, Okla.
Sept. 8, 2007	A&M 47, Fresno State 45	3 OT	College Station
Oct. 29, 2011	Missouri 38, A&M 31	1 OT	College Station
Nov. 11, 2011	Kansas State 53, A&M 50	4 OT	Manhattan, Kan.
Sept. 27, 2014	A&M 35, Arkansas 28	1 OT	Arlington, Texas
Sept. 26, 2015	A&M 28, Arkansas 21	1 OT	Arlington, Texas

SEASON/CAREER STATISTICS

OFFENSE

SEASON STATISTICS

CAREER STATISTICS

RUSHING

	GP	Att	Gain	Loss	Net	Avg	TD	Long	Avg/G	GP	Att	Gain	Loss	Net	Avg	TD	Long	Avg/G
Tra Carson	10	181	891	27	864	4.8	6	30	86.4	34	367	1834	60	1774	4.8	18	39	52.2
Kyler Murray	8	53	401	66	335	6.3	1	34	41.9	8	53	401	66	335	6.3	1	34	41.9
Brice Dolezal	4	38	191	0	191	5.0	1	33	47.8	19	91	451	7	444	4.9	2	41	23.4
James White	6	36	146	0	146	4.1	1	24	24.3	18	58	299	0	299	5.2	4	24	16.6
Kwame Etwi	5	18	144	2	142	7.9	0	42	28.4	5	18	144	2	142	7.9	0	42	28.4
Kyle Allen	8	51	223	115	108	2.1	2	22	13.5	17	80	336	184	152	1.9	3	22	8.9
Christian Kirk	10	9	37	2	35	3.9	0	11	3.5	10	9	37	2	35	3.9	0	11	3.5
Jamal Jeffery	4	1	4	0	4	4.0	0	4	1.0	6	1	4	0	4	4.0	0	4	0.7
Brandon Williams	10	1	3	0	3	3.0	0	3	0.3	35	132	680	29	651	4.9	4	43	18.6
Jake Hubenak	4	4	9	9	0	0.0	0	5	0.0	4	4	9	9	0	0.0	0	5	0.0
Koda Martin	5	0	0	0	0	0.0	1	0	0.0	5	0	0	0	0	0.0	1	0	0.0
Total	10	395	2049	228	1821	4.6	12	42	182.1									
Opponents	10	418	2390	288	2102	5.0	15	66	210.2									

SEASON STATISTICS

CAREER STATISTICS

PASSING

	GP	Eff	Cmp-Att-Int	Pct	Yds	TD	Lng	Avg/G	GP	Eff	Att-Cmp-Int	Pct	Yds	TD	Lng	Avg/G
Kyle Allen	8	140.82	127-219-6	58.0	1713	15	66	214.1	17	140.20	411-245-13	59.6	3035	31	66	178.5
Kyler Murray	8	109.19	72-121-7	59.5	686	5	26	85.8	8	109.19	121-72-7	59.5	686	5	26	85.8
Jake Hubenak	4	95.95	12-24-0	50.0	92	1	20	23.0	4	95.95	24-12-0	50.0	92	1	20	
Total	10	127.22	212-367-13	57.8	2519	21	66	251.9								
Opponents	10	117.36	183-294-9	62.2	1829	8	58	182.9								

SEASON STATISTICS

CAREER STATISTICS

RECEIVING

	GP	No.	Yds	Avg	TD	Long	Avg/G	GP	No.	Yds	Avg	TD	Long	Avg/G
Christian Kirk	10	63	828	13.1	6	66	82.8	10	63	828	13.1	6	66	82.8
Ricky Seals-Jones	10	37	473	12.8	2	44	47.3	25	89	1022	11.5	7	71	40.9
Josh Reynolds	9	32	554	17.3	4	63	61.6	22	84	1396	16.6	17	70	63.5
Tra Carson	10	25	143	5.7	1	17	14.3	34	37	259	7.0	1	35	7.6
Damion Ratley	9	14	180	12.9	2	42	20.0	9	14	180	12.9	2	42	20.0
Speedy Noil	7	14	125	8.9	2	15	17.9	19	60	708	11.8	7	44	37.3
Jeremy Tabuyo	8	9	102	11.3	3	26	12.8	27	21	225	10.7	5	50	8.3
Edward Pope	5	5	44	8.8	0	13	8.8	27	44	563	12.8	4	86	20.9
Brice Dolezal	4	2	13	6.5	0	7	3.2	19	3	13	4.3	0	7	0.7
Jordan Davis	9	2	7	3.5	1	4	0.8	9	2	7	3.5	1	4	0.8
Sabian Holmes	8	2	5	2.5	0	6	0.6	41	38	460	12.1	3	51	11.2
Jamal Jeffery	4	2	-1	-0.5	0	1	-0.2	6	4	11	2.8	0	9	1.8
Kyle Allen	8	1	28	28.0	0	28	3.5	17	1	28	28.0	0	28	1.6
James White	6	1	9	9.0	0	9	1.5	18	4	19	4.8	0	9	1.1
Brandon Williams	10	1	3	3.0	0	3	0.3	35	15	85	5.7	1	14	2.4
Caden Smith	10	1	3	3.0	0	3	0.3	37	1	3	3.0	0	3	0.1
Boone Niederhofer	8	1	3	3.0	0	3	0.4	21	30	296	9.9	1	42	14.1
Total	10	212	2519	11.9	21	66	251.9							
Opponents	10	183	1829	10.0	8	58	182.9							

SEASON STATISTICS

CAREER STATISTICS

TOTAL OFFENSE

	G	Plays	Rush	Pass	Total	Avg/G	G	Plays	Rush	Pass	Total	Avg/G
Kyle Allen	8	270	108	1713	1821	227.6	17	491	152	3035	3187	187.5
Kyler Murray	8	174	335	686	1021	127.6	8	174	335	686	1021	127.6
Tra Carson	10	183	864	28	892	89.2	34	370	1774	28	1802	53.0
Brice Dolezal	4	38	191	0	191	47.8	19	91	444	0	444	23.4
James White	6	36	146	0	146	24.3	18	58	299	0	299	16.6
Kwame Etwi	5	18	142	0	142	28.4	5	18	142	0	142	28.4
Jake Hubenak	4	28	0	92	92	23.0	4	28	0	92	92	23.0
Christian Kirk	10	9	35	0	35	3.5	10	9	35	0	35	3.5
Jamal Jeffery	4	1	4	0	4	1.0	6	1	4	0	4	0.7
Brandon Williams	10	1	3	0	3	0.3	35	132	651	0	651	18.6
Total	10	762	1821	2519	4340	434.0						
Opponents	10	712	2102	1829	3931	393.1						

SEASON/CAREER STATISTICS

OFFENSE

SEASON STATISTICS

CAREER STATISTICS

SCORING	SEASON STATISTICS									CAREER STATISTICS								
	TD	FGs	Kick	PATs			DXP	Saf	Points	TD	FGs	Kick	Rush	Rcv	Pass	DXP	Saf	Points
Taylor Bertolet	0	16-22	33-33	0-0	0	0-0	0	0	81	0	31-47	123-133	0-0	0	0-0	0	0	216
Christian Kirk	8	0-0	0-0	0-0	0	0-0	0	0	48	8	0-0	0-0	0-0	0	0-0	0	0	48
Tra Carson	7	0-0	0-0	0-0	0	0-0	0	0	42	19	0-0	0-0	0-0	0	0-0	0	0	114
Josh Reynolds	4	0-0	0-0	0-0	1	0-0	0	0	26	17	0-0	0-0	0-0	1	0-0	0	0	104
Jeremy Tabuyo	3	0-0	0-0	0-0	0	0-0	0	0	18	5	0-0	0-0	0-0	0	0-0	0	0	30
Speedy Noil	2	0-0	0-0	0-0	0	0-0	0	0	12	7	0-0	0-0	0-0	0	0-0	0	0	42
Kyle Allen	2	0-0	0-0	0-0	0	1-1	0	0	12	3	0-0	0-0	0-0	0	1-1	0	0	18
Ricky Seals-Jones	2	0-0	0-0	0-0	0	0-0	0	0	12	7	0-0	0-0	0-0	0	0-0	0	0	42
Damion Ratley	2	0-0	0-0	0-0	0	0-0	0	0	12	2	0-0	0-0	0-0	0	0-0	0	0	12
De'Vante Harris	1	0-0	0-0	0-0	0	0-0	0	0	6	1	0-0	0-0	0-0	0	0-0	0	0	6
Koda Martin	1	0-0	0-0	0-0	0	0-0	0	0	6	1	0-0	0-0	0-0	0	0-0	0	0	6
Brice Dolezal	1	0-0	0-0	0-0	0	0-0	0	0	6	2	0-0	0-0	0-0	0	0-0	0	0	12
James White	1	0-0	0-0	0-0	0	0-0	0	0	6	4	0-0	0-0	0-0	0	0-0	0	0	24
Donovan Wilson	1	0-0	0-0	0-0	0	0-0	0	0	6	1	0-0	0-0	0-0	0	0-0	0	0	6
Kyler Murray	1	0-0	0-0	0-0	0	0-0	0	0	6	1	0-0	0-0	0-0	0	0-0	0	0	6
Jordan Davis	1	0-0	0-0	0-0	0	0-0	0	0	6	1	0-0	0-0	0-0	0	0-0	0	0	6
Daniel LaCamera	0	0-0	3-3	0-0	0	0-0	0	0	3	0	0-0	3-3	0-0	0	0-0	0	0	3
Total	37	16-22	36-36	0-0	1	1-1	0	0	308									
Opponents	27	17-18	27-27	0-0	0	0-0	0	0	240									

SEASON STATISTICS

CAREER STATISTICS

ALL PURPOSE	SEASON STATISTICS								CAREER STATISTICS							
	G	Rush	Rec	PR	KOR	IR	Tot	Avg/G	G	Rush	Rec	PR	KOR	IR	Tot	Avg/G
Christian Kirk	10	35	828	318	282	0	1463	146.3	10	35	828	318	282	0	1463	146.3
Tra Carson	10	864	143	0	0	0	1007	100.7	34	1774	259	0	24	0	2057	60.5
Josh Reynolds	9	0	554	0	0	0	554	61.6	22	0	1396	0	0	0	1396	63.5
Ricky Seals-Jones	10	0	473	0	0	0	473	47.3	25	0	1022	0	0	0	1022	40.9
Speedy Noil	7	0	125	17	225	0	367	52.4	19	10	708	197	870	0	1785	93.9
Kyler Murray	8	335	0	0	0	0	335	41.9	8	335	0	0	0	0	335	41.9
Brice Dolezal	4	191	13	0	0	0	204	51.0	19	444	13	0	0	0	457	24.1
Damion Ratley	9	0	180	0	0	0	180	20.0	9	0	180	0	0	0	180	20.0
James White	6	146	9	0	0	0	155	25.8	18	299	19	0	0	0	318	17.7
Kwame Etwi	5	142	0	0	0	0	142	28.4	5	142	0	0	0	0	142	28.4
Kyle Allen	8	108	28	0	0	0	136	17.0	17	152	28	0	0	0	180	10.6
Jeremy Tabuyo	8	0	102	0	0	0	102	12.8	27	0	225	0	0	0	225	8.3
Donovan Wilson	10	0	0	0	0	76	76	7.6	20	0	0	0	0	76	76	3.8
Edward Pope	5	0	44	0	0	0	44	8.8	27	0	563	0	0	0	563	20.9
De'Vante Harris	10	0	0	0	0	40	40	4.0	22	0	0	0	0	52	52	2.4
Caden Smith	10	0	3	0	18	0	21	2.1	37	0	3	0	25	0	28	0.8
Nick Harvey	10	0	0	2	16	0	18	1.8	23	0	0	64	16	0	80	3.5
Armani Watts	10	0	0	0	0	10	10	1.0	23	0	0	0	0	46	46	2.0
Jordan Davis	9	0	7	0	0	0	7	0.8	9	0	7	0	0	0	7	0.8
Justin Dunning	10	0	0	0	0	7	7	0.7	10	0	0	0	0	7	7	0.7
Myles Garrett	10	0	0	3	0	4	7	0.7	22	0	0	3	0	4	7	0.3
Brandon Williams	10	3	3	0	0	0	6	0.6	35	651	85	0	16	0	752	21.5
Sabian Holmes	8	0	5	0	0	0	5	0.6	41	0	460	10	0	0	470	11.5
Boone Niederhofer	8	0	3	0	0	0	3	0.4	21	0	296	0	0	0	296	14.1
Jamal Jeffery	4	4	-1	0	0	0	3	0.8	6	4	11	0	0	0	15	2.5
Total	10	1821	2519	340	541	137	5358	535.8								
Opponents	10	2102	1829	149	461	263	4804	480.4								

SEASON/CAREER STATISTICS

DEFENSE

DEFENSIVE LEADERS	SEASON STATISTICS										CAREER STATISTICS											
	GP	SoLo	Ast	Total	TFL	Sacks	Int	PBU	FR	FF	B1k	GP	SoLo	Ast	Total	TFL	Sacks	Int	PBU	FR	FF	B1k
23 Armani Watts	10	63	31	97	4.5	.	1	2	1	1	.	23	101	55	156	6.5	.	4	11	1	1	.
33 Shaan Washington	10	18	41	59	5.0	.	.	3	1	1	.	32	55	94	149	13.0	5.0	.	4	3	2	.
14 Justin Evans	9	38	21	59	1.0	.	.	3	.	.	.	9	38	21	59	1.0	.	.	3	.	.	.
6 Donovan Wilson	10	31	22	53	7.5	2.0	5	2	2	3	.	20	48	24	72	10.5	2.0	5	2	2	3	.
46 A.J. Hilliard	7	22	28	50	3.0	1.0	.	1	1	1	.	8	25	28	53	4.0	2.0	.	1	1	1	.
15 Myles Garrett	10	32	18	50	17.0	10.5	1	2	.	5	1	22	61	42	103	31.0	22.0	1	3	.	5	2
10 Daeshon Hall	10	15	28	43	10.5	6.0	.	1	.	2	.	36	37	64	101	19.5	10.5	1	1	.	2	.
21 Brandon Williams	10	22	9	31	1.0	.	.	7	.	.	.	35	23	9	32	1.0	.	.	7	.	.	.
5 Daylon Mack	10	12	15	27	8.5	10	12	15	27	8.5
95 Julien Obioha	8	6	20	26	3.5	1.5	.	1	.	1	.	45	53	83	136	15.0	4.5	.	8	1	2	.
1 De'Vante Harris	10	21	4	25	1.0	.	1	7	.	.	.	22	42	13	55	3.5	.	2	10	.	1	.
83 Alonzo Williams	10	6	16	22	5.0	.	.	1	.	.	.	41	35	76	111	13.0	7.0	.	5	1	.	.
92 Zaycoven Henderson	8	13	9	22	6.5	3.0	19	17	18	35	6.5	3.0
8 Nick Harvey	10	12	7	19	1.0	.	.	3	.	.	.	23	22	11	33	2.0	.	.	3	.	.	.
30 Justin Dunning	10	12	7	19	0.0	.	1	10	12	7	19	0.0	.	1
31 Claude George	9	4	14	18	2.5	9	4	14	18	2.5
40 Jarrett Johnson	10	8	9	17	3.0	21	12	14	26	4.0
11 Josh Walker	8	8	9	17	0.0	18	17	27	44	1.0	0.5
4 Noel Ellis	9	10	6	16	1.0	1.0	.	1	1	.	.	17	12	12	24	1.5	1.5	.	1	2	.	.
35 Riley Garner	10	7	9	16	0.0	10	7	9	16	0.0
9 Qualen Cunningham	10	9	6	15	3.5	2.0	.	.	1	.	.	22	14	9	23	6.0	3.5	.	.	1	.	.
12 Sam Moeller	10	5	8	13	0.0	.	.	1	.	1	.	41	21	19	40	0.0	.	.	1	.	2	1
7 Richard Moore	5	7	6	13	2.5	5	7	6	13	2.5
42 Otaru Alaka	3	2	10	12	1.0	.	.	1	.	.	.	15	23	22	45	4.5	.	.	3	.	2	.
26 Devonta Burns	10	6	4	10	0.0	32	38	31	69	1.0	1.0	.	1	.	2	.
98 Hardreck Walker	7	4	5	9	1.0	1.0	29	23	26	49	1.5	1.0	.	3	.	.	.
88 Kingsley Keke	10	.	5	5	0.5	10	.	5	5	0.5
99 James Lockhart	4	1	3	4	0.0	4	1	3	4	0.0
17 Alex Sezer Jr.	10	2	2	4	0.0	10	2	2	4	0.0
48 Landis Durham	5	.	3	3	0.0	5	.	3	3	0.0
3 Christian Kirk	10	3	.	3	0.0	10	3	.	3	0.0
28 Victor Davis	6	3	.	3	0.0	.	.	3	.	.	.	18	16	6	22	0.0	.	.	4	.	.	.
16 Dwaine Thomas	8	1	1	2	0.0	8	1	1	2	0.0
19 DeShawn Capers-Smith	4	2	.	2	0.0	4	2	.	2	0.0
54 Jake Blount	1	1	1	2	0.0	1	1	1	2	0.0
10 Kyle Allen	8	1	.	1	0.0	17	1	.	1	0.0
1 Kyler Murray	8	1	.	1	0.0	8	1	.	1	0.0
2 Speedy Noil	7	.	1	1	0.0	19	.	1	1	0.0
9 Ricky Seals-Jones	10	.	1	1	0.0	25	.	1	1	0.0	1
5 Tra Carson	10	1	.	1	0.0	34	6	5	11	0.0	1	.
38 Drew Kaser	9	1	.	1	0.0	36	2	.	2	0.0
Total.....	10	411	382	793	90	28	9	39	7	15	1											
Opponents.....	10	371	349	720	53	25	13	45	6	7	.											

SEASON/CAREER STATISTICS

DEFENSE / SPECIAL TEAMS

SEASON STATISTICS

CAREER STATISTICS

INTERCEPTIONS

	No.	Yds	Avg	TD	Long		No.	Yds	Avg	TD	Long
Donovan Wilson	5	76	15.2	1	60	5	76	15.2	1	60
Myles Garrett	1	4	4.0	0	4	1	4	4.0	0	4
De'Vante Harris	1	40	40.0	1	40	2	52	26.0	1	40
Armani Watts	1	10	10.0	0	10	4	46	11.5	0	36
Justin Dunning	1	7	7.0	0	7	1	7	7.0	0	7
Total.....	9	137	15.2	2	60						
Opponents.....	13	263	20.2	3	93						

FUMBLE RETURNS

	No.	Yds	Avg	TD	Long		No.	Yds	Avg	TD	Long
Total.....	0	0	0.0	0	0						
Opponents.....	4	38	9.5	1	18						

PUNT RETURNS

	No.	Yds	Avg	TD	Long		No.	Yds	Avg	TD	Long
Christian Kirk	13	318	24.5	2	79	13	318	24.5	2	79
Speedy Noil	2	17	8.5	0	19	17	197	11.6	0	67
Nick Harvey	1	2	2.0	0	2	5	64	12.8	0	30
Myles Garrett	1	3	3.0	0	0	1	3	3.0	0	0
Total.....	17	340	20.0	2	79						
Opponents.....	15	149	9.9	0	45						

KICK RETURNS

	No.	Yds	Avg	TD	Long		No.	Yds	Avg	TD	Long
Christian Kirk	14	282	20.1	0	40	14	282	20.1	0	40
Speedy Noil	10	225	22.5	0	39	37	870	23.5	0	70
Caden Smith	1	18	18.0	0	18	2	25	12.5	0	18
Nick Harvey	1	16	16.0	0	16	1	16	16.0	0	16
Total.....	26	541	20.8	0	40						
Opponents.....	27	461	17.1	0	24						

FIELD GOALS

	Att	Good	Long	B1kd		Att	Good	Long	B1kd	Pct.
Taylor Bertolet	22	16	55	0	47	31	55	1	66.0
Total.....	22	16	55	0						
Opponents.....	18	17	43	0						

PUNTING

	No.	Yds	Avg	Long	TB	FC	I20	B1kd		No.	Yds	Avg	Long	TB	FC	I20	B1kd
Drew Kaser	43	2046	47.6	71	6	8	16	0	151	6959	46.1	76	20	44	55	0
Shane Tripucka	2	88	44.0	46	1	0	1	0	2	88	44.0	46	1	0	1	0
Total.....	45	2134	47.4	71	7	8	17	0									
Opponents.....	64	2680	41.9	73	6	20	22	1									

KICKOFFS

	No.	Yds	Avg	TB	OB	Retn	Net	YdLn		No.	Yds	Avg	TB	OB
Taylor Bertolet	58	3664	63.2	31	1	336	21157	63.0	185	4			
Daniel LaCamera	4	252	63.0	2	0	4	252	63.0	2	0			
Total.....	62	3916	63.2	33	1	461	42.4	22						
Opponents.....	51	3063	60.1	19	1	541	40.1	24						

SEASON/CAREER STATISTICS

	15/16	ARIZONA STATE (0-1)	17
	-/-	TEXAS A&M (1-0)	38

SATURDAY, SEPT. 5 • NRG STADIUM • HOUSTON, TEXAS
ATTENDANCE: 66,308 • TV: ESPN

HOUSTON (AP) — Kyle Allen threw for a score early and sealed the game by running for a touchdown and throwing for another in the fourth quarter after being benched in favor of freshman Tyler Murray, and Texas A&M beat No. 15 Arizona State 38-17.

Allen won the starting job in camp, but coach Kevin Sumlin replaced him with Murray in the second quarter and alternated quarterbacks for much of the second half. Allen spent most of the third quarter on the bench before returning early in the fourth and capping a long drive with a 12-yard touchdown run that made it 24-14.

Arizona State kicked a field goal before Allen connected with freshman Christian Kirk -- like Allen, from Scottsdale, Arizona -- on a short pass and he dashed 66 yards for a touchdown to make it 31-17. Kirk also returned a punt 79 yards for a TD in the second quarter.

Mike Bercovici threw for 199 yards and a touchdown for the Sun Devils.

Allen finished with 198 yards passing with two touchdowns and an interception. Murray threw for 49 yards with an interception and ran for 69 yards.

A&M's revamped defense under John Chavis, the former LSU coordinator, forced two turnovers, had nine sacks and 14 tackles for losses. Daeshon Hall led the unit with four sacks and two forced fumbles and Myles Garrett had two sacks, three hurries and forced one fumble.

Tra Carson had a touchdown reception in the first quarter and ran for another score in the fourth quarter.

Allen was intercepted by Kweishi Brown on his first play of the second half, but the Aggies got it right back on a fumble. Murray took over after one more failed drive by Allen in the third and he dazzled with his feet, scrambling away from pressure for a long throw before gaining 23 yards on a run two plays later. That drive ended on an interception by Jordan Simone.

The Aggies defense bailed the offense out again, forcing a fumble and recovering it on Arizona State's ensuing drive.

A 19-yard field goal made it 17-7 in the third.

A 19-yard run by Bercovici got the Sun Devils within 17-14 with about three minutes left in the third quarter.

Kirk extended A&M's lead to 14-0 when he shed three tackles and then simply outran the rest of the defense in his punt return for a touchdown early in the second quarter.

Christian Sam sacked Allen and caused a fumble which 6-foot-6, 300-pound defensive lineman Demetrius Cherry recovered and rumbled 18 yards to the Texas A&M 4-yard line. The Sun Devils cut the lead to 14-7 early in the second quarter when Kody Kohl scored on a 4-yard reception on the next play.

	1	2	3	4	SCORE
ARIZONA STATE	0	7	7	3	17
TEXAS A&M	7	7	3	21	38

SCORING SUMMARY

1ST	00:20	TAMU	Carson 9 yd pass from Allen (Bertolet kick)	9-94 3:03
2ND	12:51	TAMU	Kirk 79 yd punt return (Bertolet kick)	
	09:56	ASU	Kohl 4 yd pass from Bercovici (Gonzalez kick)	1-4 0:04
3RD	05:19	TAMU	Bertolet 19 yd field goal	4-2 1:25
	02:37	ASU	Bercovici 19 yd run (Gonzalez kick)	8-75 2:42
4TH	08:32	TAMU	Allen 12 yd run (Bertolet kick)	9-84 2:54
	04:16	ASU	Gonzalez 23 yd field goal	13-70 4:16
	03:45	TAMU	Kirk 66 yd pass from Allen (Bertolet kick)	2-75 0:31
	01:38	TAMU	Carson 10 yd run (Bertolet kick)	2-15 0:54

	ASU	TAMU
FIRST DOWNS	19	22
RUSHES-YARDS (NET)	41-92	45-178
PASSING YDS (NET)	199	247
Passes Att-Comp-Int	41-25-0	35-19-2
TOTAL OFFENSE PLAYS-YARDS	82-291	80-425
Fumble Returns-Yards	1-18	0-0
Punt Returns-Yards	3-21	2-82
Kickoff Returns-Yards	5-82	2-36
Interception Returns-Yards	2-9	0-0
Punts (Number-Avg)	10-42.0	6-52.8
Fumbles-Lost	5-2	2-1
Penalties-Yards	6-45	5-50
Possession Time	31:31	28:29
Third-Down Conversions	5 of 18	8 of 18
Fourth-Down Conversions	0 of 2	0 of 1
Red-Zone Scores-Chances	3-3	4-5
Sacks By: Number-Yards	3-22	9-49

RUSHING: *Arizona State*-Richard, Demario 16-73; D.J. Foster 3-13; Hayes, De'Chavon 7-6; Mike Bercovici 15-0. *Texas A&M*-Tra Carson 29-96; Tyler Murray 6-69; James White 2-12; Kyle Allen 7-3; TEAM 1-minus 2.

PASSING: *Arizona State*-Mike Bercovici 25-41-0-199. *Texas A&M*-Kyle Allen 15-26-1-198; Tyler Murray 4-9-1-49.

RECEIVING: *Arizona State*-D.J. Foster 6-48; Hayes, De'Chavon 6-13; Jefferson, Ellis 4-69; Richard, Demario 4-27; Devin Lucien 2-25; Kody Kohl 2-8; Gary Chambers 1-9. *Texas A&M*-Christian Kirk 6-106; Ricky Seals-Jones 6-29; Josh Reynolds 4-78; Speedy Noil 1-15; Damion Ratley 1-10; Tra Carson 1-9.

INTERCEPTIONS: *Arizona State*-Kweishi Brown 1-7; Jordan Simone 1-2. *Texas A&M*-None.

FUMBLES: *Arizona State*-Mike Bercovici 4-1; Richard, Demario 1-1. *Texas A&M*-Kyle Allen 1-1; Tyler Murray 1-0.

	-/-	BALL STATE (1-1)	23
	16/19	TEXAS A&M (2-0)	56

SATURDAY, SEPT. 12 • KYLE FIELD • COLLEGE STATION, TEXAS
ATTENDANCE: 104,213 • TV: ESPN

COLLEGE STATION (AP) — Kyle Allen threw for 126 yards and three touchdowns in the first half and Texas A&M beat Ball State 56-23.

It was the perfect party to celebrate the first game after a \$485 million redevelopment of Kyle Field that increased its capacity to 102,733, making it the largest stadium in the Southeastern Conference and No. 4 in the nation.

A field goal by the Cardinals on their first drive cut the lead four. The Aggies (2-0) then reeled off 42 straight points, helped by a defensive score, to make it 49-3 at halftime.

Kyler Murray took over for Allen with about 2 minutes left in the first half and threw his first career touchdown pass for 10 yards to Christian Kirk to cap the first-half scoring.

Darian Green had a career-high 97 yards and a touchdown for Ball State (1-1).

Texas A&M extended its nonconference winning streak to 18 games, which is the longest in the Football Bowl Subdivision. Ball State dropped to 0-10 against the SEC.

Murray had 65 yards passing and a touchdown before third-string quarterback Jake Hubenak came in with about 7 minutes remaining. Murray, who scrambled for more than 4,000 yards in high school, ran just three times on Saturday.

Tra Carson had 59 yards rushing and a score in the first half for A&M before he was replaced by Kwame Etwi, who finished with 12 carries for 116 yards.

Green ran for 47 and 27 yards on consecutive plays on Ball State's first drive to get the Cardinals to the 1. But the offense stalled after that and the Cardinals settled for a 21-yard field goal that made it 7-3.

Allen connected with Josh Reynolds on a 3-yard touchdown pass to make it 14-3 with about 7 minutes left in the first quarter. Two plays before the touchdown, Allen played receiver when he grabbed a short halfback pass from Carson and scurried for a 28-yard gain.

Brice Dolezal had a 33-yard touchdown run before De'Vante Harris returned an interception 40 yards for a touchdown to wrap up the scoring in the first quarter and make it 28-3.

Allen threw touchdown passes of 3 and 20 yards in the second quarter before he was replaced by Murray with A&M up 42-3.

Kirk, who returned a punt for a touchdown last week, had a 56-yard return that set up A&M's first score in the second quarter.

Green scored Ball State's first touchdown on a 6-yard run early in the third quarter, and the Cardinals added two field goals after that to cut it to 49-16.

Texas A&M's only score in the second half came when Etwi fumbled on the 1 and 6-foot-6, 300-pound offensive lineman Koda Martin pounced on the ball in the end zone to make it 56-16 with about 10 minutes left.

James Gilbert had a 1-yard touchdown run for Ball State later in the fourth.

	1	2	3	4	SCORE
BALL STATE	3	0	10	10	23
TEXAS A&M	28	21	0	7	56

SCORING SUMMARY

1ST	12:24	TAMU	Carson 1 yd run (Bertolet kick)	8-62 2:36
	09:59	BALL	Hagee 21 yd field goal	6-71 2:25
	07:06	TAMU	Reynolds 3 yd pass from Allen (Bertolet kick)	8-73 2:53
	05:06	TAMU	Dolezal 33 yd run (Bertolet kick)	5-46 1:14
	03:45	TAMU	Harris 40 yd interception return (Bertolet kick)	
2ND	13:16	TAMU	Davis 3 yd pass from Allen (Bertolet kick)	4-14 1:20
	09:13	TAMU	Tabuyo 20 yd pass from Allen (LaCamera kick)	7-73 3:07
	01:39	TAMU	Kirk 10 yd pass from Murray (LaCamera kick)	16-81 5:19
3RD	11:38	BALL	Green 6 yd run (Hagee kick)	6-74 3:22
	07:39	BALL	Hagee 43 yd field goal	4-4 1:54
4TH	12:42	BALL	Hagee 20 yd field goal	16-77 6:14
	10:28	TAMU	Martin 0 yd fumble recovery (LaCamera kick)	6-76 2:14
	07:34	BALL	Gilbert 1 yd run (Hagee kick)	6-71 2:54

	BSU	TAMU
FIRST DOWNS	19	25
RUSHES-YARDS (NET)	38-240	49-270
PASSING YDS (NET)	121	233
Passes Att-Comp-Int	27-12-1	29-21-0
TOTAL OFFENSE PLAYS-YARDS	65-361	78-503
Fumble Returns-Yards	0-0	0-0
Punt Returns-Yards	0-0	2-67
Kickoff Returns-Yards	3-66	4-97
Interception Returns-Yards	0-0	1-40
Punts (Number-Avg)	5-39.8	2-44.0
Fumbles-Lost	0-0	3-1
Penalties-Yards	3-15	7-79
Possession Time	28:41	31:19
Third-Down Conversions	2 of 13	9 of 14
Fourth-Down Conversions	1 of 1	1 of 2
Red-Zone Scores-Chances	5-6	6-7
Sacks By: Number-Yards	4-25	1-6

RUSHING: *Ball State*-Darian Green 11-97; James Gilbert 11-70; Riley Neal 8-57; WILLIAMSON, Teddy 7-16; Jack Milas 1-0. *Texas A&M*-Kwame Etwi 12-116; Brice Dolezal 17-83; Tra Carson 10-59; Kyle Allen 5-8; Jake Hubenak 1-4; Jamal Jeffery 1-4; Tyler Murray 3-minus 4; Koda Martin 0-0.

PASSING: *Ball State*-Riley Neal 11-19-0-116; Jack Milas 1-8-1-5. *Texas A&M*-Kyler Murray 9-14-0-65; Kyle Allen 10-13-0-126; Tra Carson 1-1-0-28; Jake Hubenak 1-1-0-14.

RECEIVING: *Ball State*-SHILLINGS, Chris 4-23; WILLIAMS, Jordan 2-58; Dylan Curry 2-15; LACANARIA, Corey 2-5; Sam Brunner 1-15; Kevonn Mabon 1-5. *Texas A&M*-Christian Kirk 4-43; Ricky Seals-Jones 3-54; Speedy Noil 3-38; Jeremy Tabuyo 2-27; Edward Pope 2-19; Jamal Jeffery 2-minus 1; Kyle Allen 1-28; Damion Ratley 1-13; Sabian Holmes 1-6; Jordan Davis 1-3; Josh Reynolds 1-3.

INTERCEPTIONS: *Ball State*-None. *Texas A&M*-De'Vante Harris 1-40.

FUMBLES: *Ball State*-None. *Texas A&M*-Kyler Murray 1-1; Kyle Allen 1-0; Kwame Etwi 1-0.

SEASON/CAREER STATISTICS



NEVADA (1-2)	27
TEXAS A&M (3-0)	44

SATURDAY, SEPT. 19 • KYLE FIELD • COLLEGE STATION, TEXAS
ATTENDANCE: 102,591 • TV: SEC NETWORK

COLLEGE STATION, Texas (AP) — Kyle Allen threw four touchdown passes and ran for another as No. 17 Texas A&M pulled away for a 44-27 win over Nevada.

The Aggies (3-0) were up by four early in the second quarter before scoring 17 straight points, with two touchdown catches by Josh Reynolds, to make it 31-10 early in the third. The second one came soon after an interception by Donovan Wilson on the first play of the second half.

Tyler Stewart threw for 206 yards with two touchdowns and an interception for Nevada (1-2).

Texas A&M's aggressive defense, led by new defensive coordinator John Chavis, piled up five sacks and 16 tackles for losses. A highlight of those takedowns came when Daylon Mack busted through the line to level James Butler for a 5-yard loss and Myles Garrett had 3 1/2 sacks and four tackles for losses.

Hassan Henderson had a 27-yard reception for a touchdown for Nevada that cut the lead to 38-20 late in the third. The Wolf Pack got within 41-27 after a 9-yard pass to Jackson with less than 10 minutes remaining. Nevada recovered an onside kick after that score, but Garrett sacked Stewart on consecutive plays to force a punt on the ensuing possession.

A&M freshman Christian Kirk finished with six receptions for a career-high 120 yards and Tra Carson had 22 carries for 137 yards, but also fumbled in the red zone in the second quarter.

Butler had 17 carries for 107 yards for Nevada.

The Aggies took a 7-0 lead on a 1-yard touchdown run by Allen on their first drive. Their offense stalled on the next two drives and they had to punt on both of them.

Nevada gambled by going for it on fourth-and-1 after that and it paid off when Don Jackson ran 31 yards for a touchdown to tie it at 7-7.

Allen, who finished with 270 yards passing, was sacked and fumbled two plays later and Matthew Lyons recovered and ran it into the end zone for what looked like a touchdown. But the Aggies got a break when Nevada was called for defensive holding on the play and A&M got the ball back.

Allen regrouped to continue the drive which was capped by a 10-yard touchdown reception by Speedy Noil that put A&M on top 14-7. It was the first touchdown of the season for Noil, who had been slowed by injuries in the first two games.

A 28-yard field goal by Brent Zuzo got Nevada within 14-10 early in the second quarter.

	1	2	3	4	SCORE
NEVADA	7	3	10	7	27
TEXAS A&M	14	10	14	6	44

SCORING SUMMARY

1ST	12:41	TAMU	Allen 1 yd run (Bertolet kick)	7-73 2:19
	03:28	NEV	Jackson 31 yd run (Zuzo kick)	4-40 2:23
	01:07	TAMU	Noil 10 yd pass from Allen (Bertolet kick)	6-65 2:21
2ND	13:30	NEV	Zuzo 28 yd field goal	9-64 2:37
	12:23	TAMU	Reynolds 25 yd pass from Allen (Bertolet kick)	3-78 1:07
	01:05	TAMU	Bertolet 32 yd field goal	5-18 1:17
3RD	13:45	TAMU	Reynolds 10 yd pass from Allen (Bertolet kick)	4-28 1:10
	08:58	NEV	Zuzo 27 yd field goal	4-4 2:01
	04:02	TAMU	Tabuyo 15 yd pass from Allen (Bertolet kick)	10-85 3:02
	01:20	NEV	Henderson 27 yd pass from Stewart (Zuzo kick)	8-75 2:42
4TH	13:57	TAMU	Bertolet 21 yd field goal	9-70 2:23
	09:33	NEV	Jackson 9 yd pass from Stewart (Zuzo kick)	12-75 4:24
	04:40	TAMU	Bertolet 37 yd field goal	9-61 3:17

	NEV	TAMU
FIRST DOWNS	19	30
RUSHES-YARDS (NET)	45-153	40-233
PASSING YDS (NET)	206	302
Passes Att-Comp-Int	29-16-1	36-20-1
TOTAL OFFENSE PLAYS-YARDS	74-359	76-535
Fumble Returns-Yards	1-4	0-0
Punt Returns-Yards	2-22	2-17
Kickoff Returns-Yards	2-38	3-72
Interception Returns-Yards	1-10	1-0
Punts (Number-Avg)	8-45.9	4-52.5
Fumbles-Lost	1-0	2-1
Penalties-Yards	3-29	5-35
Possession Time	34:11	25:49
Third-Down Conversions	4 of 16	4 of 12
Fourth-Down Conversions	1 of 1	0 of 0
Red-Zone Scores-Chances	3-4	7-8
Sacks By: Number-Yards	3-19	5-25

RUSHING: Nevada-BUTLER, James 17-107; JACKSON, Don 16-53; STEWART, Tyler 12-minus 7. Texas A&M-Tra Carson 22-137; Kyle Allen 10-55; Brice Dolezal 3-24; Kyler Murray 2-10; Kwame Etwi 2-4; Brandon Williams 1-3.

PASSING: Nevada-STEWART, Tyler 16-29-1-206. Texas A&M-Kyle Allen 18-31-1-270; Kyler Murray 2-4-0-32; Ricky Seals-Jones 0-1-0-0.

RECEIVING: Nevada-HENDERSON, Hassan 5-69; RICHARDSON, Jerico 5-49; GIPSON, Jarred 2-48; JACKSON, Don 2-22; DEMPS, Wyatt 1-15; BUTLER, James 1-3. Texas A&M-Christian Kirk 6-120; Damion Ratley 5-70; Josh Reynolds 3-55; Speedy Noil 2-15; Tra Carson 1-17; Jeremy Tabuyo 1-15; Brice Dolezal 1-7; Brandon Williams 1-3.

INTERCEPTIONS: Nevada-SAWYER, Jaden 1-10. Texas A&M-Donovan Wilson 1-0.

FUMBLES: Nevada-STEWART, Tyler 1-0. Texas A&M-Tra Carson 1-1; Kyle Allen 1-0.



TEXAS A&M (4-0, 1-0 SEC)	28
ARKANSAS (1-3, 0-1 SEC)	21

SATURDAY, SEPT. 26 • AT&T STADIUM • ARLINGTON, TEXAS
ATTENDANCE: 67,339 • TV: ESPN

ARLINGTON, Texas (AP) — Kyle Allen threw for 358 yards, with a 20-yard touchdown to Christian Kirk in overtime as No. 14 Texas A&M completed another late comeback against Arkansas, winning the SEC opener 28-21.

The Aggies (4-0) had a chance to win the game on the final play of regulation, but Taylor Bertolet's 38-yard field goal attempt was just wide right.

Allen, who was 21 of 28 passing with both of his touchdowns to Kirk, hit the true freshman receiver in the end zone on the second play of overtime.

Arkansas (1-3, 0-1) then got its chance, but DeVante Harris tipped away Brandon Allen's pass to Drew Morgan on fourth-and-4 from the 19.

Kirk finished with eight catches for 173 yards. Josh Reynolds had three catches for 106 yards, including a 63-yard play to set up Texas A&M's touchdown with 2:50 left before catching the tying 2-point conversion.

	1	2	3	4	OT	SCORE
TEXAS A&M	0	10	3	8	7	28
ARKANSAS	7	0	7	7	0	21

SCORING SUMMARY

1ST	01:08	AR	Morgan 17 yd pass from Allen (Hedlund kick)	11-86 7:15
2ND	14:48	TAMU	Kirk 44 yd pass from Allen (Bertolet kick)	4-97 1:20
	05:33	TAMU	Bertolet 23 yd field goal	6-80 2:03
3RD	08:04	TAMU	Bertolet 22 yd field goal	14-65 6:56
	04:17	AR	Collins 4 yd run (Hedlund kick)	7-77 3:47
4TH	14:12	AR	Williams 3 yd run (Hedlund kick)	8-80 3:59
	02:50	TAMU	Carson 2 yd run (Reynolds pass from Allen)	5-85 1:21
OT	15:00	TAMU	Kirk 20 yd pass from Allen (Bertolet kick)	2-25 0:00

	TAMU	ARK
RUSHES-YARDS (NET)	20-65	42-232
PASSING YDS (NET)	358	225
Passes Att-Comp-Int	28-21-0	25-20-1
TOTAL OFFENSE PLAYS-YARDS	48-423	67-457
Fumble Returns-Yards	0-0	0-0
Punt Returns-Yards	0-0	1-45
Kickoff Returns-Yards	4-77	2-43
Interception Returns-Yards	1-7	0-0
Punts (Number-Avg)	4-48.8	3-36.3
Fumbles-Lost	0-0	1-1
Penalties-Yards	7-52	11-93
Possession Time	20:32	39:28
Third-Down Conversions	2 of 9	5 of 10
Fourth-Down Conversions	1 of 1	0 of 2
Red-Zone Scores-Chances	4-4	3-4
Sacks By: Number-Yards	2-13	2-13

RUSHING: Texas A&M-Tra Carson 8-28; Kyler Murray 5-27; Christian Kirk 1-5; Kyle Allen 6-5. Arkansas-Alex Collins 26-151; Rawleigh Williams 8-46; Brandon Allen 8-35.

PASSING: Texas A&M-Kyle Allen 21-28-0-358. Arkansas-Brandon Allen 20-25-1-225.

RECEIVING: Texas A&M-Christian Kirk 8-173; Tra Carson 8-61; Josh Reynolds 3-106; Ricky Seals-Jones 1-11; Jeremy Tabuyo 1-7. Arkansas-Drew Morgan 8-155; Jojo Robinson 4-25; Hunter Henry 3-15; Jeremy Sprinkle 2-15; Dominique Reed 2-9; Damon Mitchell 1-6.

INTERCEPTIONS: Texas A&M-Donovan Wilson 1-7. Arkansas-None.

FUMBLES: Texas A&M-None. Arkansas-Brandon Allen 1-1.

SEASON/CAREER STATISTICS



21/22	MISSISSIPPI STATE (3-2, 1-2 SEC)	17
14/15	TEXAS A&M (5-0, 2-0)	30

SATURDAY, OCT. 3 • KYLE FIELD • COLLEGE STATION, TEXAS
ATTENDANCE: 104,455 • TV: SEC NETWORK

COLLEGE STATION (AP) — Kyle Allen threw for 322 yards and two touchdowns to help No. 14 Texas A&M remain undefeated with a 30-17 win over No. 21 Mississippi State.

The Aggies led by 14 at halftime. They didn't score a touchdown in the second half, but added two field goals and forced two turnovers to secure the victory.

Dak Prescott capped a 68-yard drive with a 5-yard touchdown run that got Mississippi State (3-2, 1-2) within 27-17 with about 12 1/2 minutes remaining.

A 30-yard field goal by Taylor Bertolet pushed the lead to 30-17 midway through the fourth quarter.

Allen threw touchdown passes of 1 and 29 yards in the first quarter and Tra Carson ran for a score in the second to help A&M to the win.

Prescott threw for 210 yards and ran for 96 more.

Myles Garrett had seven tackles, two tackles for losses, including a sack, forced a fumble and batted down a pass to lead A&M's defense. He has 7 1/2 sacks this season.

Fred Ross had 11 receptions for 103 yards for his third career 100-yard receiving game for Mississippi State.

De'Runnya Wilson caught a 17-yard pass on third down on the first drive of the second half. But Donovan Wilson stripped the ball and recovered it for the Aggies.

Texas A&M's offense stalled on the ensuing drive and the Aggies settled for a 24-yard field goal that made it 27-10.

The Bulldogs were driving again on their next possession when Garrett tackled Aeris Williams, causing a fumble which A&M recovered on its own 3.

Daeshon Hall added a sack for the Aggies to give him five this season when he shed a blocker and took down Prescott for a five yard loss in the second quarter.

Texas A&M capped their first drive with a 1-yard touchdown reception by Ricky Seals-Jones on fourth down to make it 7-0.

A 38-yard field goal by Westin Graves cut the lead to 7-3.

The Aggies extended the lead to 14-3 when Allen connected with Damion Ratley on a 29-yard touchdown pass with about three minutes left in the first quarter.

A 55-yard field goal by Taylor Bertolet made it 17-3 early in the second.

Malik Dear scored on a 52-yard run to cut the lead to 17-10 about 12 minutes before halftime. Dear went untouched at the line and simply pushed away Armani Watts when he tried to tackle him near the 5 yard line on the run.

The 1-yard touchdown run by Carson extended Texas A&M's lead to 24-10 just before halftime.

	1	2	3	4	SCORE
MISSISSIPPI STATE	3	7	0	7	17
TEXAS A&M	14	10	3	3	30

SCORING SUMMARY

1ST	09:59	TAMU	Seals-Jones 1 yd pass from Allen (Bertolet kick)	12-91 5:01
	05:29	MS	Graves 38 yd field goal	11-63 4:30
	03:23	TAMU	Ratley 29 yd pass from Kyle Allen (Bertolet kick)	6-75 2:06
2ND	13:11	TAMU	Bertolet 55 yd field goal	6-28 2:16
	11:33	MS	Dear 52 yd run (Graves kick)	4-75 1:38
	00:20	TAMU	Carson 1 yd run (Bertolet kick)	5-64 0:54
3RD	10:34	TAMU	Bertolet 24 yd field goal	8-48 2:42
4TH	12:24	MS	Prescott 5 yd run (Graves kick)	10-68 2:40
	05:23	TAMU	Bertolet 30 yd field goal	10-35 3:48

	MSU	TAMU
FIRST DOWNS	20	23
RUSHES-YARDS (NET)	34-196	45-194
PASSING YDS (NET)	210	322
Passes Att-Comp-Int	34-20-0	41-25-0
TOTAL OFFENSE PLAYS-YARDS	68-406	86-516
Fumble Returns-Yards	0-0	0-0
Punt Returns-Yards	1-7	3-41
Kickoff Returns-Yards	3-39	1-18
Interception Returns-Yards	0-0	0-0
Punts (Number-Avg)	5-39.4	4-49.0
Fumbles-Lost	2-2	1-0
Penalties-Yards	3-30	5-53
Possession Time	26:12	33:48
Third-Down Conversions	5 of 14	10 of 20
Fourth-Down Conversions	0 of 2	1 of 2
Red-Zone Scores-Chances	2-3	4-5
Sacks By: Number-Yards	1-2	2-12

RUSHING: *Mississippi State*-Dak Prescott 18-96; Malik Dear 1-52; Aeris Williams 3-23; Ashton Shumpert 4-17; Brandon Holloway 5-5; Gabe Myles 1-3; Dontavian Lee 2-0. *Texas A&M*-Tra Carson 26-110; Kyle Allen 12-65; Christian Kirk 4-17; James White 3-2.

PASSING: *Mississippi State*-Dak Prescott 20-34-0-210. *Texas A&M*-Kyle Allen 25-41-0-322.

RECEIVING: *Mississippi State*-Fred Ross 11-103; De'Runnya Wilson 3-65; Malik Dear 2-23; Fred Brown 2-9; Donald Gray 1-6; Brandon Holloway 1-4. *Texas A&M*-Christian Kirk 8-77; Josh Reynolds 7-141; Ricky Seals-Jones 5-34; Damion Ratley 2-45; Tra Carson 1-13; James White 1-9; Caden Smith 1-3.

INTERCEPTIONS: *Mississippi State*-None. *Texas A&M*-None.

FUMBLES: *Mississippi State*-De'Runnya Wilson 1-1; Aeris Williams 1-1. *Texas A&M*-Kyle Allen 1-0.



10/9	ALABAMA (6-1, 3-1 SEC)	41
9/10	TEXAS A&M (5-1, 2-1 SEC)	23

SATURDAY, OCT. 17 • KYLE FIELD • COLLEGE STATION, TEXAS
ATTENDANCE: 105,733 • TV: CBS

COLLEGE STATION (AP) — Derrick Henry ran for a career-high 236 yards and two scores and No. 10 Alabama added a school-record three touchdowns on interception returns to get a 41-23 win over No. 9 Texas A&M.

Alabama (6-1, 3-1 SEC) built a 28-6 lead in the second quarter thanks to 55- and 6-yard touchdown runs by Henry and interception returns of 33 and 93 yards.

Christian Kirk returned a punt 68 yards for a score just before halftime and Texas A&M (5-1, 2-1) added another touchdown on a 3-yard reception by Ricky Seals-Jones after a fumble early in the third to cut it to 28-20.

But Alabama kicked two field goals before Minkah Fitzpatrick's 55-yard interception return for a score, his second of the day, made it 41-23 and sealed the victory.

Kyle Allen, who entered the game having thrown 79 passes without an interception, was 20 of 40 for 263 yards with a touchdown and a career-high three interceptions. Freshman Kyler Murray took over for a few possessions and was also picked off.

The Aggies got within 34-23 with a 36-yard field goal with about eight minutes left. They were driving again after a stop on defense when Fitzpatrick became the first player in Alabama history to return two interceptions for touchdowns in a game.

Alabama was up by 8 when Adam Griffith made a 32-yard field goal to make it 31-20. Kyler Murray was intercepted on the last play of the third quarter and the Crimson Tide added a field goal on the ensuing drive.

Murray played the last possession of the first half and the first one of the third quarter, which resulted in a punt. Cyrus Jones fumbled the return and it was recovered by Donovan Wilson.

Allen returned and connected with Seals-Jones on a 44-yard pass before finding him again for a 3-yard touchdown on the next play, cutting Alabama's lead to 28-20 early in the third.

Myles Garrett blocked a punt on Alabama's next possession, and it was recovered by the Aggies. But A&M's offense stalled, and the Aggies came away empty after a missed 52-yard field goal attempt.

Kirk had his second punt return for a touchdown this season when he took it back 68 yards to cut the lead to 28-13.

Taylor Bertolet made field goals of 54 and 52 yards in the first half for A&M.

Allen's high throw was intercepted by Eddie Jackson, and he took it 93 yards for a touchdown to make it 28-6. Jackson tight-roped the sideline and zigzagged away from several would-be tacklers for the third-longest interception return in school history.

Alabama took a 7-0 lead when Fitzpatrick returned an interception 33 yards for a touchdown on A&M's second drive.

Henry burst through the line and juke'd Armani Watts a few yards down the field en route to a 55-yard touchdown run that pushed Alabama's lead to 14-0 with about 5 1/2 minutes left in the first quarter.

	1	2	3	4	SCORE
ALABAMA	14	14	3	10	41
TEXAS A&M	3	10	7	3	23

SCORING SUMMARY

1ST	07:53	UA	Fitzpatrick 33 yd interception return (Griffith kick)	
	05:26	UA <td>Henry 55 yd run (Griffith kick) <td>3-79 1:02</td> </td>	Henry 55 yd run (Griffith kick) <td>3-79 1:02</td>	3-79 1:02
	01:14	TAMU	Bertolet 54 yd field goal <td>7-29 1:42</td>	7-29 1:42
2ND	14:51	UA <td>Henry 6 yd run (Griffith kick) <td>5-68 1:23</td> </td>	Henry 6 yd run (Griffith kick) <td>5-68 1:23</td>	5-68 1:23
	11:59	TAMU	Bertolet 52 yd field goal <td>8-42 2:52</td>	8-42 2:52
	06:28	UA	Jackson 93 yd interception return (Griffith kick) <td></td>	
	03:03	TAMU	Kirk 68 yd punt return (Bertolet kick) <td></td>	
3RD	10:51	TAMU	Seals-Jones 3 yd pass from Allen (Bertolet kick) <td>3-47 0:42</td>	3-47 0:42
	03:04	UA	Griffith 32 yd field goal <td>13-51 6:02</td>	13-51 6:02
4TH	11:17	UA	Griffith 20 yd field goal <td>7-25 3:43</td>	7-25 3:43
	07:57	TAMU	Bertolet 36 yd field goal <td>10-52 3:20</td>	10-52 3:20
	05:18	UA	Fitzpatrick 55 yd interception return (Griffith kick) <td></td>	

	BAMA	TAMU
PASSING YDS (NET)	138	284
Passes Att-Comp-Int	25-19-0	45-22-4
TOTAL OFFENSE PLAYS-YARDS	70-396	70-316
Fumble Returns-Yards	0-0	0-0
Punt Returns-Yards	3-35	5-89
Kickoff Returns-Yards	4-61	3-62
Interception Returns-Yards	4-207	0-0
Punts (Number-Avg)	9-42.9	6-45.0
Fumbles-Lost	2-1	2-0
Penalties-Yards	7-60	1-5
Possession Time	36:22	23:38
Third-Down Conversions	4 of 16	7 of 18
Fourth-Down Conversions	1 of 1	0 of 1
Red-Zone Scores-Chances	3-4	2-2
Sacks By: Number-Yards	6-34	1-6

RUSHING: *Alabama*-Derrick Henry 32-236; Jake Coker 7-13; Kenyan Drake 5-11; TEAM 1-minus 2. *Texas A&M*-Tra Carson 13-46; Christian Kirk 1-11; Kwame Etwi 1-4; Kyler Murray 2-minus 10; Kyle Allen 8-minus 19.

PASSING: *Alabama*-Jake Coker 19-25-0-138. *Texas A&M*-Kyle Allen 20-40-3-263; Kyler Murray 2-4-1-21; Tra Carson 0-1-0-0.

RECEIVING: *Alabama*-Calvin Ridley 7-52; Richard Mullaney 4-32; O.J. Howard 3-35; Kenyan Drake 2-0; Derrick Henry 1-18; ArDarius Stewart 1-4; Derek Kief 1-minus 3. *Texas A&M*-Christian Kirk 7-90; Ricky Seals-Jones 6-107; Tra Carson 5-16; Josh Reynolds 3-56; Speedy Noil 1-15.

INTERCEPTIONS: *Alabama*-Eddie Jackson 2-119; Minkah Fitzpatrick 2-88. *Texas A&M*-None.

FUMBLES: *Alabama*-Cyrus Jones 1-1; Damien Harris 1-0. *Texas A&M*-Kyle Allen 1-0; Kyler Murray 1-0.

SEASON/CAREER STATISTICS

	15/16	TEXAS A&M (5-2, 2-2 SEC)	3
	24/23	OLE MISS (6-2, 3-1 SEC)	23

SATURDAY, OCT. 24 • VAUGHT-HEMINGWAY STADIUM • OXFORD, MISS.
ATTENDANCE: 60,674 • TV: ESPN

OXFORD, Miss. (AP) — Chad Kelly threw for 241 yards and two touchdowns and No. 24 Mississippi used a dominant defense to beat No. 15 Texas A&M 23-3.

Ole Miss (6-2, 3-1 Southeastern Conference) bounced back from last week's loss to Memphis. Laquon Treadwell caught five passes for 102 yards and a touchdown and Jaylen Walton ran for 97 yards.

Texas A&M (5-2, 2-2) has lost two straight. Sophomore Kyle Allen completed just 12 of 34 passes for 88 yards before being replaced by Jake Hubenak early in the fourth quarter.

Ole Miss jumped out to a 16-3 lead by halftime and put the game out of reach with a 58-yard touchdown pass from Kelly to Treadwell with 9:16 left in the third quarter.

Ole Miss then relied on its defense to coast to a surprisingly one-sided win.

The victory was vital for Ole Miss as it continues to control its own fate in the Western Division thanks to a win over Alabama in September. The Rebels are still a game behind first-place LSU, but host the Tigers on Nov. 21 in Oxford.

Ole Miss wasn't at its best offensively -- Kelly threw three interceptions -- but still pushed out to a 13-0 lead midway through the second quarter following a 7-yard touchdown pass from Kelly to Evan Engram and two field goals.

The final few minutes of the second half were eventful with three turnovers on three consecutive plays -- two by Texas A&M and one by Ole Miss. The Rebels were able to convert the Aggies' second miscue into a field goal for a 16-3 halftime lead.

It was the first true road game for Texas A&M this season and its offense looked disjointed for most of the night. It was a tough night for Allen, who was 0 of 13 passing in the third quarter, missing badly on several throws.

Ole Miss played without star defensive tackle Robert Nkemdiche, who suffered a concussion last week against Memphis.

The Rebels didn't seem to miss him. Texas A&M managed just 192 total yards.

	1	2	3	4	SCORE
TEXAS A&M	0	3	0	0	3
OLE MISS	7	9	7	0	23

SCORING SUMMARY

1ST	02:33	OM	Engram 7 yd pass from Kelly (Wunderlich kick)	6-79 1:57
2ND	11:36	OM	Wunderlich 41 yd field goal	11-69 3:18
	07:05	OM	Wunderlich 30 yd field goal	7-24 2:26
	02:27	TAMU	Bertolet 44 yd field goal	4-7 1:37
	00:00	OM	Wunderlich 22 yd field goal	5-20 1:12
3RD	09:16	OM	Treadwell 58 yd pass from Kelly (Wunderlich kick)	4-70 0:43

	TAMU	OM
FIRST DOWNS	12	28
RUSHES-YARDS (NET)	27-58	51-230
PASSING YDS (NET)	134	241
Passes Att-Comp-Int	45-18-1	41-26-3
TOTAL OFFENSE PLAYS-YARDS	72-192	92-471
Fumble Returns-Yards	0-0	1-5
Punt Returns-Yards	1-4	5-19
Kickoff Returns-Yards	2-31	0-0
Interception Returns-Yards	3-14	1-2
Punts (Number-Avg)	10-47.9	6-50.3
Fumbles-Lost	3-2	2-1
Penalties-Yards	13-100	10-108
Possession Time	24:12	35:48
Third-Down Conversions	6 of 20	8 of 19
Fourth-Down Conversions	0 of 2	0 of 0
Red-Zone Scores-Chances	0-0	3-4
Sacks By: Number-Yards	1-6	2-20


RUSHING: *Texas A&M*-Tra Carson 14-48; James White 9-31; Christian Kirk 1-minus 2; Jake Hubenak 1-minus 9; Kyle Allen 2-minus 10. *Ole Miss*-Jaylen Walton 22-97; Akeem Judd 12-68; Jordan Wilkins 8-42; Chad Kelly 9-23.

PASSING: *Texas A&M*-Kyle Allen 12-34-1-88; Jake Hubenak 6-11-0-46. *Ole Miss*-Chad Kelly 26-41-3-241.

RECEIVING: *Texas A&M*-Tra Carson 7-9; Ricky Seals-Jones 3-75; Josh Reynolds 3-19; Christian Kirk 2-16; Speedy Noil 2-6; Damion Ratley 1-9. *Ole Miss*-Q. Adebayo 7-35; L. Treadwell 5-102; Markell Pack 5-27; Evan Engram 4-35; D. Stringfellow 3-22; Jaylen Walton 2-20.

INTERCEPTIONS: *Texas A&M*-Armani Watts 1-10; Myles Garrett 1-4; Donovan Wilson 1-0. *Ole Miss*-K. Webster 1-minus 2.

FUMBLES: *Texas A&M*-Jake Hubenak 1-0; Christian Kirk 1-1; Tra Carson 1-1. *Ole Miss*-Jaylen Walton 1-0; Jordan Wilkins 1-1.

	-/-	SOUTH CAROLINA (6-1, 3-1 SEC)	28
	-/-	TEXAS A&M (6-2, 3-2 SEC)	35

SATURDAY, OCT. 31 • KYLE FIELD • COLLEGE STATION, TEXAS
ATTENDANCE: 102,154 • TV: SEC NETWORK

COLLEGE STATION, Texas (AP) -- Highly touted true freshman quarterback Kyler Murray ran for 156 yards and threw for 223 more in his first start for Texas A&M, and the Aggies ended a two-game slide with a 35-28 win over South Carolina.

Tra Carson added 122 yards rushing and a touchdown and Donovan Wilson had a 60-yard interception return for the Aggies (6-2, 3-2 SEC), who played the first of three consecutive home games.

Brandon Wilds ran for 128 yards and two scores for the Gamecocks (3-5, 1-5) in their second game under interim coach Shawn Elliott since the resignation of Steve Spurrier. They won Elliott's debut 19-10 over Vanderbilt two weeks ago before an open date.

Texas A&M coach Kevin Sumlin re-opened the competition for the starting quarterback job this week, and Murray was named the starter Friday. Murray completed 20 of 28 passes with a touchdown, and ran 20 times with the go-ahead score.

The game was tied three times before Texas A&M went ahead 28-21 on Allen's 1-yard keeper on fourth down, when he faked a handoff to Carson and then swept left and scored untouched on the Aggies' opening drive after halftime.

Less than 2 minutes later, Wilson's pick-six put the Aggies up 35-21.

On the second play of the game, Murray gained 14 yards on a quarterback draw play. He had another 14-yard run and a 13-yard pass as the Aggies got to the 2 before Taylor Bertolet was wide right on a 25-yard field goal attempt.

Murray threw a 10-yard touchdown pass to Josh Reynolds on the second drive, when he completed all four of his passes for 55 yards and had a 5-yard run.

The Gamecocks went ahead 14-7 early in the second quarter after former walk-on quarterback Perry Orth rolled right on an option play. When linebacker Shaan Washington drifted toward the running back, Orth cut up the field and scored untouched from the 6.

True freshman quarterback Lorenzo Nunez, lined up at receiver, scored on a 7-yard reverse for South Carolina.

	1	2	3	4	SCORE
SOUTH CAROLINA	7	14	7	0	28
TEXAS A&M	7	14	14	0	35

SCORING SUMMARY

1ST	06:42	TAMU	Reynolds 10 yd pass from Murray (Bertolet kick)	9-74 3:24
	01:52	SC	Nunez 7 yd run (Fry kick)	11-75 4:50
2ND	11:50	SC	Orth 6 yd run (Fry kick)	6-88 1:47
	06:17	TAMU	Carson 1 yd run (Bertolet kick)	7-67 2:33
	03:04	SC	Wilds 3 yd run (Fry kick)	8-81 3:13
	01:00	TAMU	White 2 yd run (Bertolet kick)	9-75 2:04
3RD	05:58	TAMU	Murray 1 yd run (Bertolet kick)	11-81 3:48
	04:08	TAMU	Wilson 60 yd interception return (Bertolet kick)	
	00:42	SC	Wilds 33 yd run (Fry kick)	8-75 3:26

	SC	TAMU
FIRST DOWNS	19	29
RUSHES-YARDS (NET)	43-253	54-321
PASSING YDS (NET)	192	223
Passes Att-Comp-Int	24-15-2	28-20-0
TOTAL OFFENSE PLAYS-YARDS	67-445	82-544
Fumble Returns-Yards	0-0	0-0
Punt Returns-Yards	0-0	0-0
Kickoff Returns-Yards	2-32	0-0
Interception Returns-Yards	0-0	2-69
Punts (Number-Avg)	6-39.0	5-42.4
Fumbles-Lost	3-0	0-0
Penalties-Yards	5-26	3-35
Possession Time	29:01	30:59
Third-Down Conversions	5 of 13	6 of 13
Fourth-Down Conversions	0 of 1	1 of 1
Red-Zone Scores-Chances	3-3	4-6
Sacks By: Number-Yards	1-10	5-30

RUSHING: *South Carolina*-Brandon Wilds 17-128; Perry Orth 11-64; David Williams 10-27; Pharoah Cooper 2-16; Shon Carson 2-11; Lorenzo Nunez 1-7. *Texas A&M*-Kyler Murray 20-156; Tra Carson 21-122; James White 10-44; Kwame Etwi 1-4; TEAM 2-minus 5.

PASSING: *South Carolina*-Perry Orth 15-24-2-192. *Texas A&M*-Kyler Murray 20-28-0-223.

RECEIVING: *South Carolina*-Pharoah Cooper 4-22; David Williams 3-43; Shamier Jeffery 2-23; Brandon Wilds 2-15; Hayden Hurst 1-47; Kyle Markway 1-27; DJ. Neal 1-14; Jerrell Adams 1-1. *Texas A&M*-Ricky Seals-Jones 6-88; Christian Kirk 6-37; Josh Reynolds 5-74; Tra Carson 2-18; Speedy Noil 1-6.

INTERCEPTIONS: *South Carolina*-None. *Texas A&M*-Donovan Wilson 2-69.

FUMBLES: *South Carolina*-Perry Orth 3-0. *Texas A&M*-None.

SEASON/CAREER STATISTICS



-- AUBURN (5-4, 2-4 SEC) **26**
 25/24 TEXAS A&M (6-3, 3-3) **10**

SATURDAY, NOV. 7 • KYLE FIELD • COLLEGE STATION, TEXAS
 ATTENDANCE: 104,625 • TV: SEC NETWORK

COLLEGE STATION (AP) — Jovon Robinson ran for 159 yards and a touchdown and Auburn intercepted three passes in a 26-10 victory over No. 25 Texas A&M on Saturday night.

Jeremy Johnson wasn't flashy, but was effective in his first start since Auburn's third game with Sean White out with an injured left knee. Johnson finished with 132 yards and a touchdown.

Auburn (5-4, 2-4 Southeastern Conference) built a 14-3 lead by halftime, with its second touchdown coming on the drive after the first of Aggie quarterback Kyler Murray's three interceptions. The Tigers didn't score a touchdown in the second half, but got four field goals by Daniel Carlson to secure the victory that snapped a two-game skid.

Murray threw for 105 yards in his second start since Kyle Allen was benched before leaving after a hit to the head late in the third quarter. Jake Hubenak took over for Texas A&M (6-3, 3-3, No. 19 CFP) and threw for 32 yards and a touchdown.

A 35-yard field goal by Auburn made it 17-3 early in the third quarter.

Murray threw his third interception on A&M's first possession of the second half. The Tigers capitalized on that mistake with a 30-yard field goal that extended the lead to 20-3.

Murray was injured when he was hit in the head at the end of a run with less than 3 minutes left in the third quarter. Murray walked off the field but didn't return. Auburn cornerback Jeremiah Dinson was injured on the same play on a block by Ricky Seals-Jones and he was carted off the field with a leg injury.

Hubenak took over and found Speedy Noil in the corner of the end zone for a 2-yard touchdown pass on the next play to get A&M within 20-10 late in the third.

A 21-yard field goal by Auburn pushed the lead to 23-10 early in the fourth and Carlson added one from 31 yards with about 6 1/2 minutes remaining.

A&M's Tra Carson had 109 yards rushing and Armani Watts led the Aggies with 13 tackles.

Carlton Davis intercepted Murray's pass in the end zone and Robinson got things going with a 45-yard run on first down. He capped that drive with a 1-yard dive to make it 14-3 early in the second. It wasn't initially ruled a touchdown, but a review showed he scored.

Murray directed the Aggies down the field on the next possession only to come up empty again when Justin Garrett jumped in front of his pass and intercepted it at the 1.

The Aggies tried to tack on some points just before halftime, but Murray was sacked on the last play of the half.

The Tigers took a 7-3 lead when Johnson found Marcus Davis on a 9-yard touchdown pass with about 6 minutes left in the first quarter.

A 50-yard field goal by Taylor Bertolet gave A&M a 3-0 lead.

	1	2	3	4	SCORE
AUBURN	7	7	6	6	26
TEXAS A&M	3	0	7	0	10

SCORING SUMMARY

1ST	11:25	TAMU	Bertolet 50 yd field goal	9-29 3:35
	06:42	AU	Davis 9 yd pass from Johnson (Carlson kick)	11-75 4:43
2ND	13:40	AU	Robinson 1 yd run (Carlson kick)	9-80 4:18
3RD	12:29	AU	Carlson 35 yd field goal	7-57 2:31
	07:56	AU	Carlson 30 yd field goal	9-26 3:49
	02:23	TAMU	Noil 2 yd pass from Hubenak (Bertolet kick)	14-83 5:33
4TH	13:39	AU	Carlson 21 yd field goal	10-72 3:44
	06:33	AU	Carlson 31 yd field goal	10-60 5:58

	AU	TAMU
FIRST DOWNS	20	21
RUSHES-YARDS (NET)	52-311	38-166
PASSING YDS (NET)	132	137
Passes Att-Comp-Int	17-13-0	35-18-3
TOTAL OFFENSE PLAYS-YARDS	69-443	73-303
Fumble Returns-Yards	0-0	0-0
Punt Returns-Yards	0-0	0-0
Kickoff Returns-Yards	1-21	5-118
Interception Returns-Yards	3-15	0-0
Punts (Number-Avg)	3-34.7	2-41.5
Fumbles-Lost	1-0	0-0
Penalties-Yards	6-78	3-30
Possession Time	33:57	26:03
Third-Down Conversions	9 of 17	10 of 16
Fourth-Down Conversions	0 of 0	0 of 2
Red-Zone Scores-Chances	6-6	1-3
Sacks By: Number-Yards	1-13	0-0

RUSHING: Auburn-Jovon Robinson 27-159; Ricardo Louis 6-43; Peyton Barber 13-41; Ryan Davis 1-28; Jason Smith 1-24; Kerryon Johnson 3-19; TEAM 1-minus 3. **TEXAS A&M-** Tra Carson 21-109; Kyler Murray 8-37; James White 5-11; Jake Hubenak 2-5; Christian Kirk 2-4.

PASSING: Auburn-Jeremy Johnson 13-17-0-132. **TEXAS A&M-** Kyler Murray 22-39-2-191; Jake Hubenak 5-12-0-32.

RECEIVING: Auburn-Marcus Davis 4-10; Kerryon Johnson 3-43; Tony Stevens 2-38; Melvin Ray 2-30; Jason Smith 2-11. **TEXAS A&M-** Christian Kirk 7-44; Ricky Seals-Jones 4-41; Speedy Noil 4-30; Josh Reynolds 3-22.

INTERCEPTIONS: Auburn-Justin Garrett 1-10; Blake Countess 1-5; Carlton Davis 1-0. **TEXAS A&M-** None.

FUMBLES: Auburn-Ricardo Louis 1-0. **TEXAS A&M-** None.



-- WESTERN CAROLINA (6-4, 4-2 SoCon) **17**
 -- TEXAS A&M (7-3, 3-3 SEC) **41**

SATURDAY, NOV. 14 • KYLE FIELD • COLLEGE STATION, TEXAS
 ATTENDANCE: 101,583 • TV: ESPNU

COLLEGE STATION (AP) — Kyler Murray threw for 191 yards and three touchdowns and Texas A&M shook off a slow start to cruise to a 41-17 win over Western Carolina on Saturday night.

Western Carolina (6-4) scored two quick touchdowns to tie it at 14 in the second quarter before A&M (7-3) scored 20 straight points to make it 34-14 late in the third quarter.

Freshman Christian Kirk, who finished with 122 yards receiving, grabbed the go-ahead touchdown reception in that span and added another TD catch in the fourth quarter. Murray had touchdown passes of 26, 14 and 16 yards.

Troy Mitchell had 165 yards passing and a touchdown for the Catamounts and Detrez Newsome added 111 yards rushing and a score.

Texas A&M's Tra Carson had 109 yards rushing and a touchdown in the first half, but did not play after halftime.

Murray found Damien Ratley three plays later on a 16-yard pass that he bobbled before reeling in for a touchdown to extend the lead to 31-14.

A 52-yard field goal by Taylor Bertolet made it 34-14 with less than a minute left in the third quarter.

The Catamounts scored for the first time since the second quarter when Logan Howard made a 24-yard field goal to cut the lead to 34-17 early in the fourth.

A&M punted on its first drive of the second half, but the Catamounts got a penalty for running into the kicker to give the Aggies a first down. A 47-yard field goal pushed the lead to 24-14.

Kirk broke two tackles on the way to the end zone on a 14-yard touchdown reception that put A&M on top 21-14 with about nine minutes left in the first half.

Texas A&M pushed its lead to 14-0 on a 26-yard reception by Jeremy Tabuyo early in the second quarter. Kirk gave A&M great field position on that drive with a 46-yard punt return.

Newsome ran straight up the middle for 65 yards on Western Carolina's first play on the next possession. Mitchell found him on the next play for a 19-yard catch and run for a touchdown to cut the lead to 14-7.

Kirk fumbled the kickoff after that score and Avery Worsham picked it up and returned it 11 yards for a touchdown to tie it at 14.

Murray's first pass was intercepted by Daniel Riddle. Western Carolina got to the 4, but came away empty when Mitchell was intercepted in the end zone by Justin Dunning.

The Aggies took a 7-0 lead when Carson scored on a 2-yard run with about six minutes left in the first quarter.

Kyle Allen, who was benched in favor of Murray three games ago, took over early in the fourth quarter and was 6 of 6 for 88 yards and a touchdown.

	1	2	3	4	SCORE
WESTERN CAROLINA	0	14	0	3	17
TEXAS A&M	7	14	13	7	41

SCORING SUMMARY

1ST	05:47	TAMU	Carson 2 yd run (Bertolet kick)	14-93 4:18
2ND	12:41	TAMU	Tabuyo 26 yd pass from Murray (Bertolet kick)	3-31 1:27
	12:07	WCU	Newsome 17 yd pass from Mitchell (Howard kick)	2-82 0:43
	11:58	WCU	Worsham 11 yd fumble recovery (Howard kick)	
	09:06	TAMU	Kirk 14 yd pass from Murray (Bertolet kick)	
3RD	11:09	TAMU	Bertolet 47 yd field goal	13-37 3:51
	04:43	TAMU	Ratley 16 yd pass from Murray (Bertolet kick)	
	00:24	TAMU	Bertolet 52 yd field goal	9-39 2:47
4TH	11:18	WCU	Howard 24 yd field goal	12-78 4:06
	10:19	TAMU	Kirk 22 yd pass from Allen (Bertolet kick)	3-68 0:59

	WCU	TAMU
FIRST DOWNS	13	36
RUSHES-YARDS (NET)	27-137	52-304
PASSING YDS (NET)	165	279
Passes Att-Comp-Int	31-17-1	45-28-2
TOTAL OFFENSE PLAYS-YARDS	58-302	97-583
Fumble Returns-Yards	1-11	0-0
Punt Returns-Yards	0-0	2-48
Kickoff Returns-Yards	5-79	2-30
Interception Returns-Yards	2-24	1-7
Punts (Number-Avg)	9-40.2	2-42.0
Fumbles-Lost	1-0	2-1
Penalties-Yards	5-45	4-45
Possession Time	25:17	34:43
Third-Down Conversions	5 of 16	10 of 18
Fourth-Down Conversions	0 of 0	2 of 3
Red-Zone Scores-Chances	2-3	4-5
Sacks By: Number-Yards	2-11	2-14

RUSHING: WCU-Detrez Newsome 17-111; Troy Mitchell 8-25; Steffon Hill 2-1. **TEXAS A&M-** Tra Carson 17-109; Brice Dolezal 18-84; Kyler Murray 7-50; James White 7-46; Kwame Etwi 2-14; Kyle Allen 1-1.

PASSING: WCU-Troy Mitchell 17-31-1-165. **TEXAS A&M-** Kyler Murray 22-39-2-191; Kyle Allen 6-6-0-88.

RECEIVING: WCU-Detrez Newsome 7-31; Steffon Hill 4-30; S. Robinson 3-64; Tyler Sexton 1-18; K. Benson 1-15; Michael Helms 1-7. **TEXAS A&M-** Christian Kirk 9-122; Jeremy Tabuyo 5-53; Damien Ratley 4-33; Ricky Seals-Jones 3-34; Edward Pope 3-25; Brice Dolezal 1-6; Jordan Davis 1-4; Boone Niederhofer 1-3; Sabian Holmes 1-minus 1.

INTERCEPTIONS: WCU-Western Carolina-Daniel Riddle 1-24; Marvin Tillman 1-0. **TEXAS A&M-** Justin Dunning 1-7.

FUMBLES: WCU-Tra Hardy 1-0. **TEXAS A&M-** Kyle Allen 1-0; Christian Kirk 1-1.