



# BUCKNELL

## 2011-12 BISON BASKETBALL GAME NOTES

GAME 2: Bucknell (0-1) at #18 Vanderbilt (1-1)

TicketCity Legends Classic • Tuesday, November 15 • Nashville, Tenn. • Memorial Gymnasium

### SCHEDULE/RESULTS

N11	at Minnesota	70-58 L
N15	at Vanderbilt^	8 p.m.
N19	<b>SAINT FRANCIS (Pa.)</b>	7 p.m.
N22	at Marist	7 p.m.
N25	<b>PRINCETON#</b>	6 p.m.
N26	<b>WEST ALABAMA#</b>	4:30 p.m.
N27	<b>MOREHEAD STATE#</b>	4:30 p.m.
N30	at George Mason (MASN)	7 p.m.
D3	at La Salle	4 p.m.
D6	at Binghamton	7 p.m.
D17	<b>RICHMOND</b>	7 p.m.
D20	at Syracuse (ESPNU)	7 p.m.
D22	at Boston University	7 p.m.
D28	<b>LOYOLA (Md.)</b>	7 p.m.
D31	<b>CORNELL</b>	2 p.m.
J3	at Dartmouth	7 p.m.
J7	at Army*	4 p.m.
J11	<b>COLGATE*</b>	7 p.m.
J14	at Lafayette*	1 p.m.
J18	at Lehigh*	7 p.m.
J21	<b>HOLY CROSS*</b>	7 p.m.
J25	<b>AMERICAN*</b>	7 p.m.
J28	at Navy*	7 p.m.
F4	<b>ARMY*</b>	7 p.m.
F8	at Colgate*	7 p.m.
F11	<b>LAFAYETTE*</b>	7 p.m.
F16	<b>LEHIGH*</b> (CBS Sports Network)	7 p.m.
F18	at Holy Cross*	7 p.m.
F23	at American* (CBS Sports Network)	7 p.m.
F25	<b>NAVY*</b>	4 p.m.
F29	PL Tournament Quarterfinals+	7 p.m.
M3	PL Tournament Semifinals+ (CBS SN)	2/4 p.m.
M7	PL Championship Game+ (CBS SN)	7 p.m.

\* Patriot League game All times Eastern

^ TicketCity Legends Classic at Nashville, Tenn.

# TicketCity Legends Classic subregional at Lewisburg, Pa.

+ All PL Tournament games at home of higher seed

### BUCKNELL ATHLETIC COMMUNICATIONS

Director of Athletic Comm.: Jon Terry

Office: (570) 577-3121

Cell: (570) 850-9603

Fax: (570) 577-1660

E-Mail: terry@bucknell.edu

Web Site: www.BucknellBison.com

Twitter: @BisonSports

Facebook: facebook.com/BuckyBison

Assistant SID: Todd Merriett

Assistant SID: Becky Hart

### GAME INFORMATION

Tip.....8 p.m. EST  
 TV.....None  
 Internet Video.....vucommoedores.com  
 Radio.....Bison Sports Network  
 Flagship.....Eagle 107 (WEGH 107.3 FM)  
 Play-by-Play.....Doug Birdsong  
 Color.....Terry Conrad  
 Internet Audio.....SportsJuice.com  
 Series.....First Meeting  
 First Game.....N/A  
 Last Bucknell Win.....N/A  
 Last Vanderbilt Win.....N/A  
 Current Streak.....N/A

**BUCKNELL BISON**  
 Record.....0-1  
 Patriot League.....0-0  
 2010-11.....25-9 (13-1 PL)  
 Head Coach.....Dave Paulsen  
 At Bucknell.....46-50 (4th)  
 Overall.....308-170 (18th)  
 Location.....Lewisburg, Pa.  
 Enrollment.....3,583  
 Colors.....Orange & Blue  
 President.....Dr. John C. Brawman  
 AD.....John P. Hardt  
 Web Site.....BucknellBison.com

**VANDERBILT COMMODORES**  
 Record.....1-1  
 SEC.....0-0  
 2010-11.....23-11 (9-7 SEC)  
 Head Coach.....Kevin Stallings  
 At Vandy.....237-149 (13th)  
 Overall.....360-212 (19th)  
 Location.....Nashville, Tenn.  
 Enrollment.....6,738  
 Colors.....Black & Gold  
 President.....Nicholas Zeppos  
 AD.....David Williams  
 Web Site.....vucommoedores.com

### BUCKNELL PROBABLE STARTERS

**31 MIKE MUSCALA**  
 6-11 • 234 • Jr. • Roseville, Minn.  
 PTS REB BLK MIN  
 12.0 11.0 0.0 33.0



**NOTES:** Team co-captain ... 2011 Patriot League Player of Year, First Team All-PL selection, PL Tournament MVP and Honorable Mention All-American ... named to PL All-Academic and Capital One Academic All-District Teams ... 2011-12 Preseason All-PL and Lou Henson Preseason All-America Team ... already 3rd on BU's career blocks list (132) ... 12 pts., 11 reb. on opening night at Minnesota.

**15 JOE WILLMAN**  
 6-7 • 217 • Jr. • Tinton Falls, N.J.  
 PTS REB AST MIN  
 4.0 3.0 0.0 16.0



**NOTES:** Key player for the Bison at power forward ... has played in all 65 games over last two seasons with 45 starts ... has career highs of 18 pts., 12 reb. ... last season had big game at Marquette with 11 pts., 9 reb., 4 asst. ... career-high 18 pts. vs. Navy ... back-to-back double-doubles vs. Army & Navy ... shot 52.5% in PL play last year ... in foul trouble all night in opener at Minnesota.

**4 BRYAN COHEN**  
 6-6 • 213 • Sr. • Huntingdon Valley, Pa.  
 PTS REB AST MIN  
 7.0 1.0 4.0 25.0



**NOTES:** Team co-captain ... 2010 and 2011 PL Defensive Player of the Year ... Bucknell's defensive stopper, who has guarded opponents of all sizes ... had one of best games of career last season at La Salle with 19 pts. (7-11 FG), 3 asst., then followed with 17 at Cornell ... shot 44.1% from 3FG last season ... had 7 pts., 4 asst. at Minnesota on Friday.

**12 BRYSON JOHNSON**  
 6-2 • 194 • Jr. • Pictou, Nova Scotia  
 PTS REB AST MIN  
 16.0 5.0 1.0 39.0



**NOTES:** Team co-captain ... 2011 Second Team All-Patriot League selection ... PL All-Tournament pick ... after setting a Bucknell rookie record with 67 3FGs as a frosh, broke school record with 99 3FGs last year (prev. record was 79) ... 99 3FGs ranked 18th nationally, and .456 3FG% ranked 7th ... 170 career 3FGs rank 6th in BU history ... led Bison with 16 pts. (4-9 3FG) at Minnesota.

**42 CAMERON AYERS**  
 6-5 • 203 • So. • Blue Bell, Pa.  
 PTS REB AST MIN  
 13.0 3.0 1.0 33.0



**NOTES:** 2011 PL All-Rookie Team pick ... named to PL All-Tournament Team after big postseason showing ... played in all 34 games as a key reserve last year ... averaged 7.5 ppg playing both wing and point ... career-high 19 pts. at Army last season ... son of NBA assistant coach Randy Ayers ... made first career start at Minnesota and scored 13 pts.

### BUCKNELL RESERVES

No.	Name	Pos.	Cl.	Ht.	Wt.	PPG	RPG	Notable
1	Probese Leo	C	Sr.	6-9	230	—	—	Bahamas native has played in 14G last season
3	Steven Kaspar	G	Fr.	6-2	181	0.0	0.0	Promising point guard from Memphis area
5	Colin Klebon	F	Jr.	6-8	233	—	—	Season-high 8 pts. vs. Princeton last year
10	Brian Fitzpatrick	F	Jr.	6-8	238	2.0	2.0	Penn transfer made Bison debut at Minnesota
11	Joshua Singleton	G	Fr.	6-3	212	0.0	1.0	Athletic wing player from North Carolina
21	Enoch Andoh	F/C	Sr.	6-8	252	2.0	1.0	Had good finish to 2010-11 season
22	Cory Starkey	F	Fr.	6-7	208	—	—	Rookie forward from Northern Michigan
24	Ryan Hill	G	So.	6-3	202	2.0	1.0	Played 24 min. off bench at Minnesota
33	Ben Brackney	G	So.	6-6	208	0.0	0.0	Good outside shooter battling for minutes

**HEAD COACH DAVE PAULSEN**

Bucknell has improved dramatically in each of Dave Paulsen's first three seasons with the Bison, culminating in a 25-win season, a Patriot League championship and an NCAA Tournament berth in 2010-11. Paulsen was named the 2011 Patriot League Coach of the Year after leading the Bison to a 13-1 league record and three more wins in the postseason.



Paulsen was named Bucknell's 20th men's basketball coach on May 20, 2008. A 1987 Williams College graduate and a Phi Beta Kappa scholar, Paulsen has worked in every level of college basketball over the last 22 years, has won nearly 65 percent of his games as a head coach, and is considered a highly sought-after consultant on the principles of the motion offense.

Prior to his arrival at Bucknell, Paulsen compiled a 170-53 (.762) record at Williams, his alma mater. He led the Ephs to the Division III national championship in 2002-03 and a national runner-up finish a year later.

Paulsen also spent three seasons as head coach at St. Lawrence, guiding the Saints to back-to-back NCAA Tournament appearances in 1996 and 1997, and three more campaigns at Le Moyne.

In 1989-90, Paulsen was a graduate assistant coach on Steve Fisher's staff at Michigan. He was part of a Wolverines team that went 23-8 and went to the second round of the NCAA Tournament. From 1990-94, he was the senior assistant coach and recruiting coordinator at Cleveland State, where he helped the Vikings to a 64-50 record, including a 22-6 record (15-1 Mid-Continent Conference) in 1992-93.

Paulsen, 47, and his wife, Kathy, have three daughters: Claire (16), Sara (12) and Molly (9).

**Head Coach:** Dave Paulsen (Williams '87)

**Overall Record:** 308-170 (18th season)

**Record at St. Lawrence:** 50-28 (3 seasons)

1994-95	10-15	
1995-96	18-9	NCAA Tournament
1996-97	22-4	NCAA Tournament

**Record at Le Moyne:** 42-39 (3 seasons)

1997-98	20-8	
1998-99	13-14	
1999-2000	9-17	

**Record at Williams:** 170-53 (8 seasons)

2000-01	21-7	ECAC NE Champs
2001-02	22-6	NCAA Tournament
2002-03	31-1	NCAA Champs
2003-04	30-2	NCAA Runner-Up
2004-05	16-9	
2005-06	17-8	
2006-07	16-12	NCAA Tournament
2007-08	17-8	

**Record at Bucknell:** 46-50 (4th season)

2008-09	7-23	
2009-10	14-17	
2010-11	25-9	NCAA Tournament
2011-12	0-1	

**Associate Head Coach:** Dane Fischer

**Assistant Coaches:** Michael Cotton, Aaron Kelly

**Manager of Basketball Operations:** Nick Leonardelli

**BISON NOTES & NOTABLES****WITH A WIN OVER VANDERBILT, BUCKNELL WOULD ...**

- ▶ ... pick up its first win of the season.
- ▶ ... defeat a ranked team for the first time since Nov. 22, 2005 (at No. 17 Syracuse).
- ▶ ... win its third straight game against an SEC team (last was March 17, 2006 vs Arkansas in first round of NCAA Tournament).
- ▶ ... become the first active Patriot League team to defeat the Commodores.

**HEADLINES**

- ▶ After letting a late lead slip away on opening night at Minnesota, the Bison face another major-conference opponent on Tuesday night when they travel to No. 18 Vanderbilt.
- ▶ This will be the first-ever meeting between the Bison and Commodores.
- ▶ After opening the season with a 78-64 win over Oregon, the then-seventh-ranked Commodores lost 71-58 to Cleveland State on Sunday. This week Vandy slipped to No. 18 in the AP Poll and No. 20 in the ESPN/USA Today Coaches Poll.
- ▶ Tuesday's game is a preliminary matchup of the TicketCity Legends Classic. Bucknell will host a Legends Classic subregional later this month, with Princeton, Morehead State and West Alabama visiting Sojka Pavilion.
- ▶ The Bison were unanimously picked as the preseason favorite in the Patriot League by the league's head coaches and SIDs.
- ▶ Bucknell returns four starters and 10 lettermen from last year's Patriot League championship squad.
- ▶ Bucknell has one Tennessee native coming home on Tuesday. Freshman **Steven Kaspar** is a native of Lakeland, near Memphis.
- ▶ Only 29 Division I players shot 40% from 3-point range last season (minimum 2.5 made per game), and two of them are playing in this game. Bucknell's **Bryson Johnson** ranked seventh at 45.6%, while Vanderbilt's John Jenkins ranked 25th at 40.8%. CBS Sports' Jeff Goodman ranked the top 50 shooters in the nation before the season, and he ranked Jenkins No. 1 and Johnson No. 39.

**HOW TO GET THE GAME**

- ▶ The Bucknell-Vanderbilt game will not be televised, however a live video webcast will air at [vucommODOres.com](http://vucommODOres.com) (subscription fees apply).
- ▶ The game can be heard in the Susquehanna Valley on the radio on Eagle 107 (WEGH 107.3 FM), with Doug Birdsong and Terry Conrad describing the action. The pregame show begins 30 minutes before tip-off.
- ▶ The audio feed is available online free of charge via [BucknellBison.com](http://BucknellBison.com) and [SportsJuice.com](http://SportsJuice.com).
- ▶ Live statistics are available on [GameTracker](http://GameTracker) via [BucknellBison.com](http://BucknellBison.com).
- ▶ Satellite radio subscribers can listen to the Vanderbilt call on XM 199 and Sirius 216.

**BUCKNELL VS. VANDERBILT SERIES NOTES**

- ▶ Bucknell and Vanderbilt have never before met in men's basketball ...
- ▶ ... however this will not be Bucknell's first trip to Vanderbilt's Memorial Gymnasium. The Bison participated in the 1993 Music City Invitational, where they lost to Illinois State (89-76) before defeating Harvard (80-73).
- ▶ The Bison have played two other Tennessee schools: Middle Tennessee State at the 1977 Senior Bowl Classic in Mobile, Ala. (77-65 loss), and Tennessee at the 1957 Charlotte (N.C.) Tournament (89-71 loss).

**BUCKNELL VS. THE SOUTHEASTERN CONFERENCE**

- ▶ The Bison are 3-6 (.333) against current members of the SEC (1-0 vs. Arkansas, 1-1 vs. Alabama, 1-1 vs. South Carolina, 0-1 vs. Tennessee, 0-1 vs. Florida, 0-2 vs. Georgia).
- ▶ Bucknell goes to Vanderbilt with a two-game winning streak against SEC opponents, although the wins are fairly spread out. On Dec. 29, 1995, the Bison defeated Alabama 72-64 at the Cessna Classic in Wichita, Kansas. Their next appearance against an SEC foe came in Dallas at the 2006 NCAA Tournament, and the ninth-seeded Bison edged eighth-seeded Arkansas 59-55.
- ▶ Bucknell's last loss to an SEC program came on Dec. 1, 1991 at Georgia (93-90).

**LAST TIME OUT**

- ▶ Bucknell held a 53-48 lead on Minnesota with 5:30 to play, but the Golden Gophers ended the game on a 22-5 run and prevailed 70-58 at Williams Arena on Friday night.
- ▶ Three Bison scored in double figures, led by **Bryson Johnson** with 16 points. Johnson hit four 3-pointers in the first half, but was held to just four free throws in the second. **Cameron Ayers** followed with 13 points, while Minnesota native **Mike Muscala** recorded a double-double with 12 points and 11 rebounds.
- ▶ All-America candidate Trevor Mbakwe was the difference for Minnesota down the stretch. He scored nine of his 17 points in the final 5:30 and also grabbed 10 rebounds.

**MORE FROM THE MINNESOTA GAME**

- ▶ Bucknell shot 45.8 FG% in the first half, but then was held to 5 FGs (22.7 FG%) in the second half.
- ▶ The Bison went 7-for-16 (.438) from 3-point range, compared to Minnesota's 3-for-15 (.200).
- ▶ After finishing third in the nation in team free-throw percentage last season, the Bison went 19-for-23 (.826) against the Gophers. **Mike Muscala** was 8-for-10 at the stripe to help offset a rare off shooting night (2-10 FG).
- ▶ Two big keys for Bucknell going into the game were limiting turnovers and keeping Minnesota off the offensive glass. The Gophers ended up with 15 offensive boards, leading to 21 second-chance points, and the Bison had an 8-to-14 assist-to-turnover ratio.
- ▶ Three players made their Bucknell debuts in the game. Junior **Brian Fitzpatrick** played nine minutes off the bench in his first Bucknell appearance after transferring from Penn. Freshman **Steven Kaspar** and **Joshea Singleton** saw a handful of minutes in the second half.
- ▶ Bucknell was solid defensively for most of the night, holding Minnesota to 28.0 FG% in the second half and 40.0 FG% overall.
- ▶ The Bison were whistled for 28 fouls in the game, with starting forward **Joe Willman** particularly hampered by foul trouble.

**PATRIOT LEAGUE STANDINGS**

	League		Overall	
	W-L	Pct.	W-L	Pct.
Navy	0-0	—	2-0	1.000
Colgate	0-0	—	1-0	1.000
American	0-0	—	0-1	.000
Bucknell	0-0	—	0-1	.000
Holy Cross	0-0	—	0-1	.000
Lafayette	0-0	—	0-1	.000
Army	0-0	—	0-2	.000
Lehigh	0-0	—	0-2	.000

**RECENT GAMES**

Nov. 11	at La Salle 79, Lafayette 53
	at College of Charleston 78, Holy Cross 69
	Navy 78, at Longwood 70
	at Richmond 66, American 56
	at Minnesota 70, Bucknell 58
	at Air Force 87, Army 71
Nov. 12	Colgate 78, at Binghamton 74
	at Iowa State 86, Lehigh 77
	Citadel 83, Army 72
Nov. 13	at Navy 88, Penn State-Altoona 54
Nov. 14	American at Maryland-Eastern Shore, 7
	Lafayette at Saint Francis (Pa.), 7

**UPCOMING GAMES**

Nov. 15	Lehigh at Fairleigh Dickinson, 7
	Harvard at Holy Cross, 7
	Bucknell at Vanderbilt, 8

**PATRIOT LEAGUE OFFICE**

Executive Director	Carolyn Schlie Femovich
Media Relations Director (MBB)	Matt Dougherty
Phone	(610) 289-1963
Fax	(610) 289-1952
E-Mail	mdougherty@patriotleague.com

**BUCKNELL IN THE NCAA TOURNAMENT**

**Bucknell has made five trips to the NCAA Tournament and is 2-5 in NCAA games.**

**1987**

**Bid:** Automatic as East Coast Conference champion  
**Seed:** 16 in Southeast Regional  
**Location:** Atlanta, Ga. (The Omni)  
**Result:** Lost to No. 1 Georgetown 75-53

**1989**

**Bid:** Automatic as East Coast Conference champion  
**Seed:** 15 in Midwest Regional  
**Location:** Dallas, Texas (Reunion Arena)  
**Result:** Lost to No. 2 Syracuse 104-81

**2005**

**Bid:** Automatic as Patriot League champion  
**Seed:** 14 in Syracuse Regional  
**Location:** Oklahoma City, Okla. (Ford Center)  
**Results:** Defeated No. 3 Kansas 64-63; Lost to No. 6 Wisconsin 71-62

**2006**

**Bid:** Automatic as Patriot League champion  
**Seed:** 9 in Oakland Regional  
**Location:** Dallas, Texas (American Airlines Center)  
**Results:** Defeated No. 8 Arkansas 59-55; Lost to No. 1 Memphis 72-56

**2011**

**Bid:** Automatic as Patriot League champion  
**Seed:** 14  
**Location:** Washington, D.C. (Verizon Center)  
**Result:** Lost to No. 3 Connecticut 81-52

**PRESEASON PROGNOSTICATIONS**

► The Bison were picked first in the Patriot League Preseason Poll of head coaches and sports information directors. Bucknell received the maximum 98 points and 14 first-place votes, as voters are not permitted to consider their own teams or players.  
 ► In addition, junior center **Mike Muscala** was named to the Preseason All-Patriot League Team.

**Patriot League Preseason Poll**

1. Bucknell	98 (14 first-place votes)
2. Lehigh	82 (2)
3. Holy Cross	73
4. Lafayette	55
5. American	47
6. Colgate	44
7. Navy	34
8. Army	15

**Preseason All-Patriot League Team**

Devin Brown	Holy Cross, Sr., G
Tony Johnson	Lafayette, Jr., G
C.J. McCollum	Lehigh, Jr., G
<b>Mike Muscala</b>	<b>Bucknell, Jr., C</b>
Jordan Sugars	Navy, Sr., G

**PRESEASON HONORS FOR MUSCALA**

► In addition to his being named to the Preseason All-Patriot League Team, junior center **Mike Muscala** also garnered some other preseason recognition.  
 ► Muscala was named to the Lou Henson Preseason All-America Team. Named in honor of the legendary coach at Illinois and New Mexico State, the Lou Henson Award is presented annually to the top Mid-Major player in Division I college basketball. Muscala was one of 25 players cited.  
 ► CBSports.com listed Muscala as one of 15 "Under-the-Radar" players in Division I basketball.

**A LOOK BACK AT 2010-11**

► The Bison rebounded from a slow start and enjoyed one of the finest seasons in program history in 2010-11. After a 2-6 start, Bucknell went 23-3 after Dec. 1 and finished the season with a 25-9 record. The 25 wins were second-most in program history, behind only the 27 wins in 2005-06.  
 ► Bucknell went 13-1 in Patriot League play and rolled to the regular-season title and No. 1 seed in the Patriot League Tournament. In a format in which every tournament game is played at the home of the higher-seeded team, the Bison earned the right to play the entire tournament on their home floor, and they swept Army, Lehigh and Lafayette to claim the title.  
 ► Bucknell was seeded 14th in the NCAA Tournament, drawing third-seeded and recent Big East champion Connecticut. The Bison ran into arguably the hottest team in the nation at the time, and they fell 81-52 to the Huskies, who would soon win the national title.  
 ► Bucknell's best non-conference win was a dramatic 62-61 victory at Richmond. **Mike Muscala** hit a turnaround jumper at the buzzer after a length-of-the-floor inbounds pass from **Joe Willman**. The Spiders ended up 29-8 after advancing to the Sweet Sixteen.

**WHO'S GONE?**

► *Bucknell lost three players to graduation following the 2010-11 championship season:*

► **Darryl Shazier:** First Team All-Patriot League pick and four-year starting point guard ... last year had 185 assists and only 50 turnovers ... ranked No. 2 in nation in assist-to-turnover ratio, behind only Wisconsin's Jordan Taylor ... also averaged 8.3 ppg and 3.6 rpg.  
 ► **G.W. Boon:** Patriot League's top "sixth man" and Bucknell's third-leading scorer at 8.7 ppg ... played both small and power forward at 6'3" ... hit 41 3FGs last season and 160 in career.  
 ► **Stephen Tyree:** Returned for fifth season in 2010-11 after missing junior year with an ACL tear, but he tore the same ACL in preseason practice ... elected not to have surgery and played in 11 games off the bench ... one of team's vocal and emotional leaders ... was Patriot League Defensive Player of Year as a sophomore.

**WHO'S BACK?**

► *Bucknell returns four starters and 10 lettermen from last season's roster:*

► **Returning Starters:** guard **Bryson Johnson** (11.7 ppg, 2.0 rpg, 99 3FGs, 45.6 3FG%, 2011 First Team All-Patriot League), guard **Bryan Cohen** (7.0 ppg, 3.9 rpg, 2010 and 2011 Patriot League Defensive Player of Year), forward **Joe Willman** (7.6 ppg, 4.6 rpg), center **Mike Muscala** (14.9 ppg, 7.3 rpg, 67 blocks, 2011 Patriot League Player of Year).  
 ► **Returning Rotation Players:** guard **Cameron Ayers** (7.5 ppg, 2.0 rpg, 2011 Patriot League All-Rookie Team), forward/center **Enoch Andoh** (2.1 ppg, 1.4 rpg), guard **Ryan Hill** (0.8 ppg, 0.7 rpg), forward **Colin Klebon** (1.8 ppg, 1.3 rpg).  
 ► **Others:** guard **Ben Brackney** (1.5 ppg), center **Probese Leo** (0.3 ppg).

**WHO'S NEW?**

► *Bucknell will have four new players available in 2011-12, one transfer and three true freshmen:*

► **Brian Fitzpatrick:** Junior forward is eligible this season ... sat out 2010-11 campaign after transferring from Penn ... played in 17 games off the bench for the Quakers in 2009-10.  
 ► **Steven Kaspar:** Point guard from the Memphis area ... finalist for Mr. Basketball in the state of Tennessee after leading

**BISON CAREER TOTALS**

**TIMES LEADING BUCKNELL IN SCORING**

Player	2011-12	Career
Mike Muscala	0	25
Bryson Johnson	1	17
Bryan Cohen	0	9
Joe Willman	0	3
Cameron Ayers	0	1

**TIMES LEADING BUCKNELL IN REBOUNDING**

Player	2011-12	Career
Mike Muscala	21	28
Bryan Cohen	0	16
Joe Willman	0	13
Enoch Andoh	0	5
Bryson Johnson	0	1

**DOUBLE-FIGURE SCORING GAMES**

Player	2011-12	Career
Bryan Cohen	0	45
Mike Muscala	1	44
Bryson Johnson	1	40
Joe Willman	0	17
Cameron Ayers	1	10
Enoch Andoh	0	2
Colin Klebon	0	1

**DOUBLE-FIGURE REBOUNDING GAMES**

Player	2011-12	Career
Mike Muscala	1	10
Joe Willman	0	3
Bryan Cohen	0	3
Enoch Andoh	0	2

**COLLEGE INSIDER MID-MAJOR POLL**

**Preseason Poll:**

1. Gonzaga (21) .....	740
2. Butler (7) .....	698
3. Creighton (1) .....	662
4. Belmont .....	588
5. Wichita State .....	584
6. Iona .....	498
7. George Mason (1) .....	480
8. Harvard .....	468
9. BYU (1) .....	461
10. Drexel .....	398
11. St. Mary's .....	447
12. Kent State .....	401
13. VCU .....	389
14. Akron .....	316
15. Detroit .....	309
16. Old Dominion .....	280
17. Fairfield .....	259
18. Long Beach State .....	254
19. Weber State .....	207
20. Indiana State .....	169
<b>21. BUCKNELL .....</b>	<b>155</b>
22. Cleveland State .....	149
23. UC Santa Barbara .....	89
24. Oakland .....	79
25. Santa Clara .....	78

**Others Receiving Votes:** Davidson 77, Long Island 65, Florida Atlantic 64, Rider 56, Oral Roberts 54, San Francisco 45, UNC Asheville 42, Northern Iowa 40, College of Charleston 37, Western Michigan 36, Austin Peay 34, Murray State 30, Milwaukee 23, Missouri State 22, Coastal Carolina 20, Miami 18, Montana 18, Middle Tennessee State 15, Ohio 15, Princeton 14, Texas San Antonio 14, Boston University 13, Ball State 9, Arkansas State 8, South Alabama 7, Valparaiso 7, Green Bay 6, Utah Valley State 5, Chattanooga 5, Hampton 5, Hofstra 5, Morehead State 5, Stony Brook 4, Holy Cross 4, South Dakota State 4, Siena 3, Wofford 3, Morgan State 2, Lehigh 2, McNeese State 2, North Texas 2, Southeastern Louisiana 2, North Dakota 1, Columbia 1, Louisiana Lafayette 1, Vermont 1.

Evangelical Christian to the Class 2-A state title.

► **Joshua Singleton:** Averaged better than 16.0 ppg last season for Kestrel Heights School in Durham, N.C. ... athletic 6'3" shooting guard.

► **Cory Starkey:** Class A All-State honoree from Petoskey (Mich.) High School ... averaged over 20 ppg as a junior and senior.

**TOUGH SLATE**

► The Bison have an extremely difficult non-conference schedule in 2011-12. They will face seven teams that played in the 2011 NCAA Tournament, each of which won at least 20 games last season.

► When Bucknell opened up last season against Villanova and Marquette, it was the first time in program history that it began a campaign with back-to-back games against major conference opponents. The Bison are doing it again this year, with a trip to Vanderbilt looming on Tuesday after the Minnesota game.

**Bucknell Opponents that Played in 2011 NCAA Tournament**

Team	NCAA Seed	2010-11 Record
Syracuse	3	27-8
Vanderbilt	5	23-11
George Mason	8	27-7
Richmond*	12	29-8
Princeton*	13	25-7
Morehead State*	13	25-10
Boston University	16	21-14

\*home game

**PATRIOT LEAGUE SUCCESS**

► The Bison are 188-92 (.671) in Patriot League regular-season games, the best record of any league team. They have finished at least .500 in PL play in 17 of 21 seasons.

► The Bison won a league-record 23 straight contests against conference foes from Feb. 23, 2005 to Jan. 12, 2007.

► Bucknell had a streak of 35 straight wins at home against conference opponents come to an end in 2008.

**2011 ALL-PATRIOT LEAGUE NOTES**

► **Mike Muscala** became just the third sophomore to win Patriot League Player of the Year honors. The other two were Tim Szatko of Holy Cross in 2001 and Adonal Foyle of Colgate in 1996.

► Muscala is Bucknell's fourth Player of the Year, joining Patrick King in 1992, Mike Bright in 1993 and Charles Lee in 2006.

► **Bryan Cohen** became the first two-time winner of the Patriot League Defensive Player of the Year Award. Cohen also won it in 2010. He is the fourth Bucknell player to win the award in its seven-year history. Abe Badmus earned the inaugural award in 2005, Stephen Tyree won it as a sophomore in 2008, and Cohen has won it each of the last two seasons.

► Dating back to Bucknell's days in the East Coast Conference, Bucknell has now claimed a first team all-conference player in 25 of the last 28 seasons. With Muscala and Darryl Shazier earning first team honors in 2011, the Bison had two first team selections for the first time since 2006, when Lee and Chris McNaughton were so honored.

► Bucknell has now had 41 All-Patriot League players (26 first team, 15 second team). That is the most in the league, just ahead of Holy Cross' 36.

► Bucknell has now claimed 14 all-rookie selections since joining the Patriot League in 1990-91, and the Bison have now had an all-rookie pick in nine of the last 10 years after **Cameron Ayers** made the team this season.

► **Dave Paulsen's** selection as Patriot League Coach of the Year gives Bucknell five such honorees. Charlie Woollum captured the award in 1993, and Pat Flannery won it in 1995, 1997 and 2006.

**SOJKA SAVVY**

► Bucknell once again did well to protect its home floor in 2010-11. The Bison won their final 13 home games in a row and went 14-1 at Sojka Pavilion last season. The only home loss was a 77-73 setback to Wagner on Nov. 29.

► The 13-game home winning streak is the 17th-longest in Division I basketball entering the 2011-12 season.

► All-time at Sojka Pavilion, Bucknell is 84-29 (.743) overall and 61-12 (.847) against Patriot League opponents.

**BINGO!**

► The NCAA instituted the 3-point shot in 1986-87, and since then Bucknell has played 743 games.

► The Bison have failed to make at least one 3-pointer in only five of those 743 games (1/30/89 at Cornell, 1/16/93 vs. Lafayette, 2/5/00 at Navy, 12/22/00 at Penn State and 2/29/04 at Colgate).

► Bucknell has converted a trifecta in 224 straight games.

**LOFTY RANKS**

► Bucknell ranked among the national leaders in several statistical categories in 2010-11:

Category	Figure	Division I Rank
Free-Throw Percentage	.788	3
3-Point Percentage	.400	7
Field Goal Percentage Defense	.396	16
Assist-Turnover Ratio	1.29	23
Turnovers Per Game	11.2	26

**BISON CAREER TOTALS**

**20+ POINT GAMES**

Bryan Cohen (2)	22 at Saint Francis (Pa.), 11/22/08
Bryan Cohen	20 at Cornell, 1/6/09
Bryson Johnson (2)	25 at Boston College, 12/22/10
Bryson Johnson	30 at Lafayette, 2/16/11
Mike Muscala (11)	20 vs. Cornell, 12/2/09
Mike Muscala	23 vs. Lafayette, 2/17/10
Mike Muscala	22 at Saint Francis (Pa.), 11/20/10
Mike Muscala	21 at James Madison, 11/24/10
Mike Muscala	22 vs. Wagner, 11/29/10
Mike Muscala	21 at La Salle, 12/17/10
Mike Muscala	20 at Cornell, 12/20/10
Mike Muscala	33 at American, 1/12/11
Mike Muscala	23 vs. Holy Cross, 1/16/11
Mike Muscala	20 at Army, 1/29/11
Mike Muscala	21 vs. American, 2/9/11

**10+ REBOUND GAMES**

Enoch Andoh (2)	10 vs. Colgate, 1/24/09
Enoch Andoh	10 at Colgate, 2/20/11
Bryan Cohen (3)	10 vs. Lafayette, 1/21/09
Bryan Cohen	10 vs. Marist, 12/30/09
Bryan Cohen	10 vs. Dartmouth, 12/30/10
Mike Muscala (9)	10 vs. Lehigh, 1/27/10
Mike Muscala	11 vs. Lafayette, 2/17/10
Mike Muscala	10 at Loyola (Md.), 12/28/10
Mike Muscala	10 at American, 1/12/11
Mike Muscala	13 vs. Holy Cross, 1/16/11
Mike Muscala	17 vs. Navy, 2/5/11
Mike Muscala	10 vs. American, 2/9/11
Mike Muscala	10 vs. Army, 2/26/11
Mike Muscala	10 vs. Lehigh, 3/6/11
Joe Willman (3)	12 vs. Saint Francis (Pa.), 11/21/09
Joe Willman	11 at Army, 1/29/11
Joe Willman	10 vs. Navy, 2/5/11

**9+ ASSIST GAMES**

None

**DOUBLE-DOUBLES**

Enoch Andoh (1)	13p, 10r vs. Colgate, 1/24/09
Bryan Cohen (2)	14p, 10r vs. Lafayette, 1/21/09
Bryan Cohen	16p, 10r vs. Marist, 12/30/09
Mike Muscala (9)	16p, 10r vs. Lehigh, 1/27/10
Mike Muscala	23p, 11r vs. Lafayette, 2/17/10
Mike Muscala	33p, 10r at American, 1/12/11
Mike Muscala	23p, 13r vs. Holy Cross, 1/16/11
Mike Muscala	11p, 17r vs. Navy, 2/5/11
Mike Muscala	21p, 10r vs. American, 2/9/11
Mike Muscala	11p, 10r vs. Army, 2/26/11
Mike Muscala	17p, 10r vs. Lehigh, 3/6/11
Mike Muscala	12p, 11r at Minnesota, 11/11/11
Joe Willman (2)	11p, 11r at Army, 1/29/11
Joe Willman	18p, 10r vs. Navy, 2/5/11

**MUSCALA HOSTS A BLOCK PARTY**

►Mike Muscala set a Bucknell rookie record with 65 blocked shots in 2009-10, becoming the first Bucknell player ever to win a Patriot League blocks title. He has surpassed that total with 67 more blocks last year, including a school record-tying eight at Lehigh, and he now ranks third on Bucknell's season and career charts.

**Blocks in a Career, Bucknell History**

1.	Mike Butts	1985-89	278
2.	Dan Bowen	1996-00	160
3.	<b>Mike Muscala</b>	<b>2009-pres.</b>	<b>132</b>
4.	Mike Bright	1989-93	120
5.	Boakai Lalugba	1999-03	93
	Kihlon Golden	1992-96	93

**Blocks in a Season, Bucknell History**

1.	Mike Butts	1988-89	100
2.	Mike Butts	1987-88	91
3.	<b>Mike Muscala</b>	<b>2010-11</b>	<b>67</b>
4.	<b>Mike Muscala</b>	<b>2009-10</b>	<b>65</b>
5.	Mike Butts	1985-86	58

**BISON BREAK FREE-THROW MARK**

►Bucknell's 78.83% free-throw accuracy was not only third-best in the nation last season, but it set a new school record.

**Team Free-Throw Percentage, Bucknell History**

Year	3FG
1. 2010-11	.7883
2. 1988-89	.7877
3. 1987-88	.773
4. 1989-90	.764
5. 1991-92	.762

**FROM WAY DOWNTOWN**

►Guard **Bryson Johnson** set a Bucknell freshman record with 67 3-pointers in 2009-10, and then last year he blew that total out of the water with 99 treys, a new Bucknell single-season record.

►Only halfway through his college career, Johnson already ranks sixth on Bucknell's career 3FG list.

►Johnson last year ranked No. 7 nationally in 3-point field goal percentage (.456) and No. 18 in 3-pointers made (99).

►Bucknell also broke the team mark with 234 treys last season, surpassing the previous record of 218, set in 2004-05.

**3-Point Field Goals in a Career, Bucknell History**

1.	Kevin Bettencourt	2002-06	294
2.	John Griffin	2004-08	220
3.	Mike Bright	1989-93	206
4.	Mike Joseph	1986-90	183
5.	J.R. Holden	1994-98	180
6.	<b>Bryson Johnson</b>	<b>2009-pres.</b>	<b>170</b>
7.	G.W.Boon	2007-pres.	159
8.	Gordon Mboya	1993-97	154
9.	Justin Castleberry	2005-09	131
10.	Valter Karavanic	1996-00	126

**BISON SCHOLAR-ATHLETES**

*The Bucknell basketball program has also enjoyed tremendous success in the classroom in recent years. Among the highlights:*

►Mike Muscala was named to the 2011 Capital One Academic All-District Team. Muscala is a management major with a 3.35 cumulative GPA. He is the 15th men's basketball player to earn Academic All-District honors.

►Chris McNaughton in 2007 became the first player in league history to win Patriot League Scholar-Athlete of the Year honors three times. The electrical engineering major who was also a three-time first-team all-league player, was named to the ESPN The Magazine Academic All-District Team in 2006.

►In the Patriot League's 21-year history, the league's men's basketball Scholar-Athlete of the Year has come from Bucknell nine times.

►Bucknell drew national acclaim at the 2006 NCAA Tournament for its perfect 100-percent men's basketball graduation rate.

►The Bison men's basketball program easily met the national standard in the NCAA's Academic Performance Rate (APR) study, released last spring. The men's basketball APR is 994 (out of 1,000), which is in the top 10% nationally and earned the Bison program an NCAA APR Public Recognition Award.

►Bucknell Athletics as a whole ranks No. 4 among all Division I schools in student-athlete graduation rates, factoring a four-class average from those who entered between 2001-02 and 2004-05. The men's basketball team has a Graduation Success Rate (GSR) of 89 percent, one of the highest in the nation.

►Bucknell has claimed 120 national Academic All-Americans since 1970, including eight from men's basketball. The total of 120 ranks fifth among all Division I institutions, trailing only Nebraska, Notre Dame, Penn State and Stanford.

**WHAT'S NEXT?**

►Bucknell plays its home opener on Saturday night at 7 p.m. against Saint Francis (Pa.).

**BU AT SOJKA PAVILION**

Year	Overall	PL*
2002-03	3-3 (.500)	3-3 (.500)
2003-04	10-2 (.833)	7-0 (1.000)
2004-05	12-1 (.923)	9-0 (1.000)
2005-06	14-1 (.933)	10-0 (1.000)
2006-07	10-2 (.833)	9-0 (1.000)
2007-08	7-6 (.538)	4-3 (.571)
2008-09	6-8 (.429)	3-4 (.429)
2009-10	8-5 (.615)	6-2 (.750)
2010-11	14-1 (.933)	10-0 (1.000)
<b>Totals</b>	<b>84-29 (.743)</b>	<b>61-12 (.836)</b>

\* includes PL Tournament

**THE LAST TIME A BUCKNELL PLAYER ...**

... scored 20+ points	Bryson Johnson (30) at Lafayette, 2/16/11
... scored 30+ points	Bryson Johnson (30) at Lafayette, 2/16/11
... scored 40+ points	Kevin Bettencourt (42) at Saint Francis (Pa.), 12/6/03
... scored 15+ points in half	Mike Muscala (15) vs. Holy Cross, 1/16/11
... scored 20+ points in half	Mike Muscala (24) at American, 1/12/11
... scored 25+ points in half	Chris Simpson (27) vs. Lehigh, 2/19/94
... had 10+ rebounds	Mike Muscala (11) at Minnesota, 11/11/11
... had 15+ rebounds	Mike Muscala (17) vs. Navy, 2/5/11
... had 20+ rebounds	Eric Hegedus (20) vs. Delaware, 2/16/85
... had 10+ assists	Darryl Shazier (10) at Colgate, 2/20/11
... had 15+ assists	Russell Peyton (16) at UMBC, 1/27/92
... had 5+ steals	Darryl Shazier (5) vs. Lehigh, 2/23/11
... had 5+ blocks	Mike Muscala (6) vs. Army, 2/26/11
... made 5+ 3FG	Bryson Johnson (5) at Lafayette, 2/16/11
... made 6+ 3FG	Bryson Johnson (7) at Boston College, 12/22/10
... made 7+ 3FG	Bryson Johnson (7) at Boston College, 12/22/10
... made 8+ 3FG	John Griffin (8) at American, 2/13/08
... made 10+ FG	Mike Muscala (10) at Army, 1/29/11
... attempted 20+ FT	Chris McNaughton (21) vs. Villanova, 12/6/05
... made 10+ FT	Bryson Johnson (11) at Lafayette, 2/16/11
... attempted 15+ FT	Justin Castleberry (15) at Holy Cross, 1/18/08
... had a double-double	Mike Muscala (12p, 11r) at Minnesota, 11/11/11
... had a triple-double	None (since 1975-76)
... played the whole game	Bryan Cohen (40 min.) vs. Delaware, 2/21/09
... played 40+ minutes	Darryl Shazier (43) vs. Lehigh (OT), 1/27/10
... had 10+ FT without miss	Bryson Johnson (11-11) at Lafayette, 2/16/11
... had 10+ FG without miss	Donald Brown (10-10) at Lehigh, 1/14/04

**THE LAST TIME A BUCKNELL TEAM ...**

... scored 80+ points	82 at Lehigh, 1/26/11
... scored 90+ points	98 vs. Cornell, 12/2/09
... scored 100+ points	100 vs. Lafayette, 2/9/94
... scored 50+ in a first half	51 vs. Cornell, 12/17/05
... scored 50+ in a second half	53 at La Salle, 12/17/10
... allowed 80+ points	81 vs. Connecticut, 3/17/11
... allowed 90+ points	90 at Army, 1/29/11
... allowed 100+ points	101 at Notre Dame, 12/22/09
... allowed 39 points or less	38 vs. Binghamton, 11/17/10
... allowed 29 points or less	25 vs. Army, 2/22/04
... had 45+ rebounds	46 vs. Navy, 2/5/11
... had 50+ rebounds	55 vs. Navy, 2/7/09
... made 30+ FG	31 vs. Navy, 2/5/11
... made 10+ 3FG	15 at Boston College, 12/22/10
... made no 3FG	0 at Colgate, 2/29/04
... had 20+ assists	20 vs. Navy, 2/5/11
... had 15+ steals	15 vs. Army, 3/3/06
... had 10+ blocks	12 at Colgate, 2/20/00
... had 4+ in double figures	4 vs. Lehigh, 3/6/11
... had 5+ in double figures	5 at Colgate, 2/20/11
... had 6+ in double figures	6 vs. Wake Forest, 11/14/06
... had two 20+ scorers	G.W. Boon (24), M. Muscala (22) at Saint Francis, 11/20/10
... had two double-doubles	Shazier (11p, 10a) and Boon (11p, 11r) at Colgate, 2/20/11
... made 10+ FT without miss	20-20 at Lafayette, 2/4/05
... shot 60%+ from field	60.5% (23-38) at American, 2/6/07
... shot 70%+ from field	71.7% (33-46) vs. Navy, 1/17/04
... made 30+ FT	30 at Lehigh, 1/26/11
... attempted 40+ FT	42 vs. Navy, 1/28/06
... committed under 10 TOs	9 vs. Army, 2/26/11
... committed 5 or fewer TOs	5 vs. Connecticut, 3/17/11
... played an OT game	at Lafayette (won, 74-69), 2/16/11
... played a 2OT game	vs. St. Bonaventure (lost, 90-82), 12/30/08
... played a 3OT game	at Navy (won, 87-86), 3/5/08
... played a ranked opponent	vs. #9 Connecticut (lost 81-52), 3/17/11
... defeated a ranked opponent	at #17 Syracuse (74-69), 11/22/05
... defeated a top-10 opponent	at #7 Pittsburgh (69-66), 1/2/05
... played the No. 1 ranked team	at Duke (lost 84-50), 1/2/06

**BUCKNELL GAME RECORDS AT A GLANCE**

<b>• INDIVIDUAL</b>		
<b>POINTS</b>	45	Al Leslie vs. American (1/12/80)
	42	Jim Wherry vs. Penn State (12/18/67)
	42	Kevin Bettencourt vs. St. Francis (12/6/03)
<i>active</i>	33	Mike Muscala at American (1/12/11)
<b>REBOUNDS</b>	28	Craig Greenwood vs. DePauw (12/14/68)
<i>active</i>	17	Mike Muscala vs. Navy (2/5/11)
<b>ASSISTS</b>	16	Russell Peyton vs. UMBC (1/27/92)
<i>active</i>	6	Bryan Cohen at Villanova (11/12/10)
	6	Bryan Cohen at Saint Francis (Pa.) (11/20/10)
	6	Bryan Cohen vs. Colgate (1/22/11)
	6	Bryan Cohen vs. Lehigh (2/23/11)
<b>BLOCKS</b>	8	Mike Butts vs. Lehigh (1989)
	8	Mike Butts vs. Towson (1989)
	8	Brian Anderson vs. George Mason (12/1/93)
	8	Mike Muscala at Lehigh (1/26/11)
<i>active</i>	8	Mike Muscala at Lehigh (1/26/11)
<b>STEALS</b>	8	Jaye Andrews vs. Drexel (1985)
	8	Russell Peyton vs. Loyola (Md.) (2/24/93)
<i>active</i>	4	Cameron Ayers vs. Lehigh (2/23/11)
<b>FG MADE</b>	20	Joe Steiner vs. La Salle (2/7/62)
<i>active</i>	11	Mike Muscala at American (1/12/11)
<b>FG ATT.</b>	34	Joe Steiner vs. Temple (2/14/61)
<i>active</i>	18	Bryan Cohen vs. St. Bonaventure (12/30/08)
	18	Bryan Cohen vs. Navy (2/7/09)
	18	Mike Muscala vs. Holy Cross (1/16/11)
<b>3FG MADE</b>	11	Kevin Bettencourt vs. St. Francis (12/6/03)
<i>active</i>	7	Bryson Johnson at Boston College (12/22/10)
<b>3FG ATT.</b>	16	Kevin Bettencourt vs. St. Francis (12/6/03)
<i>active</i>	13	Bryson Johnson vs. Binghamton (12/4/09)
<b>FT MADE</b>	17	Bryan Bailey vs. Loch Haven (11/18/00)
<i>active</i>	12	Bryson Johnson at American (2/11/10)
<b>FT ATT.</b>	20	Brian Anderson vs. Colgate (2/2/94)
<i>active</i>	13	Bryson Johnson at American (2/11/10)
<b>• TEAM</b>		
<b>POINTS</b>	119	vs. Colgate (1/29/68)
<b>PTS. IN 1H</b>	61	vs. Colgate (1/29/68)
<b>PTS. IN 2H</b>	66	vs. Susquehanna (11/26/85)
<b>PTS. IN OT</b>	20	vs. Hofstra (1/28/87)
<b>FG MADE</b>	50	vs. Rochester (1/7/75)
	50	vs. Albright (1/15/69)
<b>FG ATT.</b>	105	vs. Rutgers (2/5/52)
<b>FG%</b>	71.7	vs. Navy (1/17/04) (33-46)
<b>3FG MADE</b>	15	vs. Villanova (11/18/07)
	15	vs. Boston College (12/22/10)
<b>3FG ATT.</b>	34	vs. Colgate (1/25/92)
<b>3FG%</b>	90.0	vs. Lycoming (12/11/87) (9-10)
<b>FT MADE</b>	41	vs. Colgate (2/2/94)
<b>FT ATT.</b>	56	vs. Colgate (2/2/94)
<b>FT%</b>	100.0	vs. Lafayette (2/1/89) (22-22)
	100.0	vs. Lafayette (2/4/05) (20-20)
<b>REBOUNDS</b>	71	vs. Washington & Jefferson (12/15/64)
<b>BLOCKS</b>	15	vs. George Mason (12/1/93)
<b>LOW TO</b>	1	vs. American (1/13/10)

**BISON TRENDS**

**In 2011-12, Bucknell is ...**

0-0	in home games
0-1	in road games
0-0	at neutral sites
0-0	when scoring at least 70 points
0-1	when scoring less than 70 points
0-0	when leading at halftime
0-1	when trailing at halftime
0-0	when outrebounding an opponent
0-1	when getting outrebounded
0-0	when rebounds are even
0-0	when shooting 50% or better from field
0-1	when shooting under 50% from field
0-0	when opponent shoots 50% or better
0-1	when opponent shoots under 50%
0-0	when shooting more free throws
0-1	when shooting fewer free throws
0-0	when committing fewer turnovers
0-1	when committing more turnovers
0-1	in November
0-0	in December
0-0	in January
0-0	in February
0-0	in March
0-0	in afternoon games
0-1	in evening games
0-0	in games decided by one point
0-0	in games decided by 5 points or less
0-0	in games decided by 6-10 points
0-1	in games decided by 11 or more points
0-0	in overtime games

**MISCELLANEOUS STATS**

Consecutive Games (10+)	Consecutive Starts
Bryan Cohen (96)	Bryan Cohen (46)
Bryson Johnson (66)	Mike Muscala (44)
Joe Willman (66)	Bryson Johnson (43)
Mike Muscala (46)	Joe Willman (27)
Cameron Ayers (35)	Cameron Ayers (1)

**Dunks:**

Charges Drawn: Cohen 1

**Bucknell's Largest Lead:** 5 points at 53-48 with 5:55 left 2nd half at Minnesota.

**Bucknell's Largest Deficit:** 12 points at 70-58 with 0:40 left 2nd half at Minnesota.

**Largest Deficit Bucknell Has Overcome to Win:**

Bison From the Foul Line in Last 5 Minutes of a Game (Plus Overtime):		
Bryson Johnson	4-4	1.000
Mike Muscala	1-2	.500
<b>Totals</b>	<b>5-6</b>	<b>.833</b>

**STARTING LINEUPS**

• Ayers, Johnson, Cohen, Willman, Muscala (0-1): Minnesota (L)

**PATRIOT LEAGUE LEADERBOARD**

(final 2010-11 rankings)

**TEAM STATISTICS**

Category	Stat	Rank
Scoring Offense	70.2	2nd
Scoring Defense	63.9	2nd
Scoring Margin	+6.3	1st
Free Throw Percentage	.788	1st
Field Goal Percentage	.446	2nd
Field Goal Pct. Defense	.396	1st
3FG Percentage	.400	1st
3FG Pct. Defense	.317	1st
Rebounding Offense	33.8	5th
Rebounding Defense	34.2	4th
Rebound Margin	-0.4	5th
Blocked Shots	3.1	3rd
Assists	14.4	2nd
Steals	4.7	6th
Turnover Margin	+0.59	3rd
Assist/Turnover Ratio	1.3	1st

**INDIVIDUAL LEADERS (top 10)**

Bryson Johnson		
FG Pct.	.453	10th
3FG Pct.	.456	1st
3FG Made	2.9	1st

Mike Muscala		
Scoring	14.9	7th
Rebounding	7.3	4th
FG Pct.	.517	3rd
FT Pct.	.816	4th
Blocked Shots	2.0	1st

Joe Willman		
FG Pct.	.466	9th

**BISON BY THE NUMBERS**

Years of Basketball	117th
1st Season	1895-96
Head Coaches (all-time)	20
Head Coaches (in PL)	3

All-time Record	1271-1141-1
Winning Seasons	60
.500 Seasons	5
Losing Seasons	51
20+ Win Seasons	10
Undefeated Seasons	2
NCAA Appearances	5
Top-25 Wins	3
Weeks Ranked in Top 25	2

PL W-L	188-92
PL Tournament W-L	27-18
PL Titles	3
PL Regular Season Titles	6

First Team All-PL	26
Second Team All-PL	15
PL All-Rookie Team	14
PL Player of Year	4
PL Rookie of Year	3
PL Defensive Player of Year	4
PL Coach of Year	5
PL Player of Week	45
PL Rookie of Week	36
All-PL Tournament	20
PL Tournament MVP	3

All-Americans	8
Academic All-Americans	8
PL Scholar-Athletes	9
PL Academic Honor Roll	77

**TOP SOJKA PAVILION CROWDS**

Date	Opponent	Attendance
12/6/05	#4 Villanova	4,433
11/14/06	Wake Forest	4,330
3/11/11	Lafayette	4,271
12/21/05	Saint Joseph's	4,252
2/9/07	Holy Cross	4,209
2/25/06	Army	4,174
2/16/08	Holy Cross	4,162
1/21/06	Colgate	4,157
2/26/11	Army	4,148
2/22/06	Lehigh	4,136
1/11/08	Navy	4,126
1/26/08	Colgate	4,118
3/10/06	Holy Cross	4,110
1/27/07	Army	4,110
1/14/06	Holy Cross	4,102
11/10/07	Albany	4,056
3/4/07	Army	4,032
3/6/11	Lehigh	4,029
12/2/06	Northern Iowa	4,011
1/20/07	Colgate	4,009

**2011-12 BUCKNELL SCHEDULE & RESULTS**

DATE	OPPONENT	SCORE	ATT.	HIGH PTS.	HIGH REB.	NOTABLE
<b>NOVEMBER</b>						
Fri. 11	at Minnesota	L 70-58	11,976	Johnson (16)	Muscala (11)	Bison led 53-48 with 5:30 left
Tue. 15	at Vanderbilt <sup>^</sup>	8 p.m.				
Sat. 19	<b>SAINT FRANCIS (Pa.)</b>	7 p.m.				
Tue. 22	at Marist	7 p.m.				
Fri. 25	<b>PRINCETON#</b>	6 p.m.				
Sat. 26	<b>WEST ALABAMA#</b>	4:30 p.m.				
Sun. 27	<b>MOREHEAD STATE#</b>	4:30 p.m.				
Wed. 30	at George Mason (MASN)	7 p.m.				

**DECEMBER**

Sat. 3	at La Salle	4 p.m.				
Tue. 6	at Binghamton	7 p.m.				
Sat. 17	<b>RICHMOND</b>	7 p.m.				
Tue. 20	at Syracuse (ESPNU)	7 p.m.				
Thu. 22	at Boston University	7 p.m.				
Wed. 28	<b>LOYOLA (Md.)</b>	7 p.m.				
Sat. 31	<b>CORNELL</b>	2 p.m.				

**JANUARY**

Tue. 3	at Dartmouth	7 p.m.				
Sat. 7	at Army*	4 p.m.				
Wed. 11	<b>COLGATE*</b>	7 p.m.				
Sat. 14	at Lafayette*	1 p.m.				
Wed. 18	at Lehigh*	7 p.m.				
Sat. 21	<b>HOLY CROSS*</b>	7 p.m.				
Wed. 25	<b>AMERICAN*</b>	7 p.m.				
Sat. 28	at Navy*	7 p.m.				

**FEBRUARY**

Sat. 4	<b>ARMY*</b>	7 p.m.				
Wed. 8	at Colgate*	7 p.m.				
Sat. 11	<b>LAFAYETTE*</b>	7 p.m.				
Thu. 16	<b>LEHIGH*</b> (CBS Sports Network)	7 p.m.				
Sat. 18	at Holy Cross*	4 p.m.				
Thu. 23	at American* (CBS Sports Network)	7 p.m.				
Sat. 25	<b>NAVY*</b>	4 p.m.				
Wed. 29	Patriot League Quarterfinals~	7 p.m.				

**MARCH**

Sat. 3	Patriot League Semifinals~ (CBS SN)	2/4 p.m.				
Wed. 7	Patriot League Championship~ (CBS SN)	7 p.m.				

Home contests in **BOLD** at Sojka Pavilion All Times Eastern

<sup>^</sup> TicketCity Legends Classic, Nashville, Tenn.

# TicketCity Legends Classic, Lewisburg, Pa.

~ Patriot League Tournament games at higher seed

\* Patriot League contest

**SCORE BY PERIODS**

	1st	2nd	OT	Total
Bucknell	31 (31.0)	27 (27.0)	0 (—)	58 (58.0)
Opponent	33 (33.0)	37 (37.0)	0 (—)	70 (70.0)

**ATTENDANCE SUMMARY**

	G	Total	Avg./G
Home	0	0	0.0
Away	1	11976	11976.0
Neutral	0	0	0.0
<b>Total</b>	<b>1</b>	<b>11976</b>	<b>11976.0</b>

**RECORD SUMMARY**

Bucknell Record	Overall	Home	Away	Neutral
<b>All Games</b>	0-1	0-0	0-1	0-0
<b>Patriot League</b>	0-0	0-0	0-0	0-0
<b>Non-Conference</b>	0-1	0-0	0-1	0-0

**MARGIN OF VICTORY**

1	2	3	4	5	6	7	8	9	10	11	12	13	14+
0	0	0	0	0	0	0	0	0	0	0	0	0	0

**MARGIN OF DEFEAT**

1	2	3	4	5	6	7	8	9	10	11	12	13	14+
0	0	0	0	0	0	0	0	0	0	0	1	0	0

**#21 • ENOCH ANDOH • SENIOR • FORWARD/CENTER • 6-8 • 252 • SAN JOSE, CALIF. • ARCHBISHOP MITTY**

Experienced post player who will be fighting for minutes in the Bison frontcourt ... showed flashes of potential as a rookie, but minutes decreased in his sophomore year with the addition of three new frontcourt players ... earned increased action late last season and was a key reserve in Bucknell's stretch run ... strong player who can finish with either hand ... affable fellow with a tremendous attitude ... came to Bucknell from a nationally ranked Archbishop Mitty program.



**2011-12**

Played 14 min. off bench on opening night at Minnesota, scoring on only FGA.

**2010-11**

Saw action in 20 games, with playing time picking up considerably late in the season ... averaged 2.1 ppg and 1.4 rpg while shooting 50.0% (15-30) from the field and 85.7% (12-14) from the foul line ... made final 11 FTs of the season... was seeing limited minutes until the Feb. 16 contest at Lafayette, when he came off the bench to score 4 big pts. in overtime to lead Bucknell to victory ... that led to significant playing time over the final month ... season-high 16 min. at Colgate with 6 pts., 10 reb. ... season-high 8 pts. in home win over Army in regular-season finale ... played 10 min. in NCAA game vs. UConn and made a jumper.

**2009-10**

Appeared in 18 games, averaging about 5 min. per outing ... averaged 1.4 ppg and 1.1 rpg ... shot 45.5% (10-22) from the field and made 5 of 6 FTs ... had a season-high 6 pts. in back-to-back games vs. Delaware and Saint Francis (Pa.) ... went 3-3 FG at Delaware ... season-high 5 reb. in win over Saint Francis ... played season-high 10 min. in road win at Wagner.

**2008-09**

Played in all 30 games as a freshman, including one start (at Saint Francis) ... averaged 3.0 ppg and 3.7 rpg in 14.2 mpg ... shot 37.1 FG% (33-89) and 62.5 FT% (25-40) ... collegiate career started well: had 8 pts. (4-5 FG), 7 reb. on opening night at Maryland and 10 pts., 6 reb. vs. Boston University in second game ... played season-high 30 min. in 20T loss to Boston U. ... best game of year came in home win over Colgate, when he set career highs with 13 pts., 10 reb. ... also had strong game vs. Wagner with 8 pts., 9 reb.

**HIGH SCHOOL/PERSONAL**

Full name is Enoch Bannerman Andoh ... born June 22, 1990 in Montreal, Quebec ... son of Charles and Elizabeth Andoh ... has three brothers, David, Isaiah and Isaac ... father played professional basketball in his native Ghana ... captained the basketball team at Archbishop Mitty High School in San Jose, where he attended for two years ... West Catholic Athletic League all-star ... played at Mitty under coach Brian Eagleson ... ranked among HoopScoop's top-200 seniors in the Class of 2008 (No. 191) ... No. 26 prospect in California by Rivals.com ... helped team win the 2008 NorCal Division II title and earn a berth in the state championship game ... team also won back-to-back Central Coast Section titles and was ranked in the top 10 in the nation by *USA Today* for much of the 2007-08 season ... named MVP of the Hoophall Classic in Springfield, Mass., after leading Mitty to the title ... scored 22 points against the No. 20 team in the nation (Holy Ghost of Flushing, N.Y.) in the championship game ... picked for the NorCal team at the 1 Dream All-Star Classic ... San Jose *Mercury News* second-team all-star ... among his Mitty classmates was UCLA recruit Drew Gordon ... began his high school career at Salpointe Catholic in Tucson, Ariz., where he was the 5A Southern Region Player of the Year in 2006 ... also competed with the track and field team at Archbishop Mitty ... majoring in management.

**ANDOH'S CAREER HIGHS**

Points:	13	vs. Colgate	1/24/2009
Rebounds:	10	twice	
Assists:	2	at Saint Francis (Pa.)	11/22/2008
Steals:	2	twice	
Blocks:	1	four times	
FG Made:	5	vs. Colgate	1/24/2009
FG Attempted:	11	vs. Colgate	1/24/2009
3-pt FG Made:	0		
3-pt FG Attempted:	0		
FT Made:	6	vs. Wagner	11/29/2008
FT Attempted:	10	vs. Boston University	11/18/2008

**ANDOH'S SEASON HIGHS**

Points:	2	at Minnesota	11/11/2011
Rebounds:	1	at Minnesota	11/11/2011
Assists:	0		
Steals:	0		
Blocks:	0		
FG Made:	1	at Minnesota	11/11/2011
FG Attempted:	1	at Minnesota	11/11/2011
3-pt FG Made:	0		
3-pt FG Attempted:	0		
FT Made:	0		
FT Attempted:	1	at Minnesota	11/11/2011

**ANDOH'S CAREER STATISTICS**

Year	G	GS	FGM	FGA	Pct.	3FGM	3FGA	Pct.	FTM	FTA	Pct.	Reb.	RPG	PF	DQ	A	TO	BK	ST	Pts.	PPG	Min.	MPG
2008-09	30	1	33	89	0.371	0	0	0.000	25	40	0.625	111	3.7	67	0	3	39	1	12	91	3.0	427	14.2
2009-10	18	0	10	22	0.455	0	0	0.000	5	6	0.833	19	1.1	15	0	0	13	0	2	25	1.4	91	5.1
2010-11	20	0	15	30	0.500	0	0	0.000	12	14	0.857	27	1.4	11	0	1	6	3	1	42	2.1	95	4.8
2011-12	1	0	1	1	1.000	0	0	0.000	0	1	0.000	1	1.0	2	0	0	0	0	0	2	2.0	14	14.0
<b>Totals</b>	<b>69</b>	<b>1</b>	<b>59</b>	<b>142</b>	<b>0.415</b>	<b>0</b>	<b>0</b>	<b>0.000</b>	<b>42</b>	<b>61</b>	<b>0.689</b>	<b>158</b>	<b>2.3</b>	<b>95</b>	<b>0</b>	<b>4</b>	<b>58</b>	<b>4</b>	<b>15</b>	<b>160</b>	<b>2.3</b>	<b>627</b>	<b>9.1</b>

# ENOCH ANDOH CAREER GAME-BY-GAME

## ANDOH'S 2011-12 GAME-BY-GAME STATISTICS

Opponent	Min.	FG-A	Pct.	3FG-A	Pct.	FT-A	Pct.	RB	PF	A	TO	B	S	PTS
Minnesota	14	1-1	1.000	0-0	—	0-1	.000	1	2	0	0	0	0	2
Vanderbilt														
St. Francis														
Marist														
Princeton														
W. Alabama														
Morehead St.														
George Mason														
La Salle														
Binghamton														
Richmond														
Syracuse														
Boston U.														
Loyola														
Cornell														
Dartmouth														
Army														
Colgate														
Lafayette														
Lehigh														
Holy Cross														
American														
Navy														
Army														
Colgate														
Lafayette														
Lehigh														
Holy Cross														
American														
Navy														

\* Patriot League Game ^ Patriot League Tournament game Games started in **bold**

## ANDOH'S 2010-11 GAME-BY-GAME STATISTICS

Opponent	Min.	FG-A	Pct.	3FG-A	Pct.	FT-A	Pct.	RB	PF	A	TO	B	S	PTS
Villanova	1	0-0	—	0-0	—	0-0	—	0	0	0	0	0	0	0
Marquette		DNP												
Binghamton	2	0-1	.000	0-0	—	0-0	—	1	0	0	0	0	0	0
St. Francis	1	0-0	—	0-0	—	0-0	—	0	0	0	0	0	0	0
Presbyterian	6	1-1	1.000	0-0	—	2-4	.500	1	1	0	1	0	0	4
Princeton		DNP												
JMU		DNP												
Wagner		DNP												
Columbia		DNP												
Boston U.		DNP												
La Salle		DNP												
Cornell		DNP												
Boston Coll.		DNP												
Loyola	0+	0-0	—	0-0	—	0-0	—	0	0	0	0	0	0	0
Dartmouth	5	1-2	.500	0-0	—	0-0	—	3	0	0	0	0	0	2
Richmond		DNP												
Navy*		DNP												
American*	2	0-0	—	0-0	—	0-0	—	0	0	0	1	0	0	0
Holy Cross*		DNP												
Lafayette*	3	1-2	.500	0-0	—	2-2	1.000	1	0	0	0	0	0	4
Colgate*	5	1-1	1.000	0-0	—	1-1	1.000	0	1	0	0	0	0	3
Lehigh*	1	0-0	—	0-0	—	0-0	—	0	0	0	0	0	0	0
Army*		DNP												
Navy*	4	1-1	1.000	0-0	—	1-1	1.000	1	0	0	2	0	1	3
American*	0+	0-0	—	0-0	—	0-0	—	0	0	0	0	0	0	0
Holy Cross*		DNP												
Lafayette*	6	2-3	.667	0-0	—	0-0	—	1	2	0	0	0	0	4
Colgate*	16	2-7	.286	0-0	—	2-2	1.000	10	1	0	0	1	0	6
Lehigh*	10	2-4	.500	0-0	—	2-2	1.000	3	1	0	1	0	0	6
Army*	11	3-3	1.000	0-0	—	2-2	1.000	1	2	0	0	1	0	8
Army^	9	0-1	.000	0-0	—	0-0	—	3	2	1	1	0	0	0
Lehigh^	1	0-0	—	0-0	—	0-0	—	0	0	0	0	1	0	0
Lafayette^	2	0-2	.000	0-0	—	0-0	—	1	1	0	0	0	0	0
Connecticut+	10	1-2	.500	0-0	—	0-0	—	1	0	0	0	0	0	2

\* Patriot League Game ^ Patriot League Tournament game + NCAA Tournament Games started in **bold**

## ANDOH'S 2009-10 GAME-BY-GAME STATISTICS

Opponent	Min.	FG-A	Pct.	3FG-A	Pct.	FT-A	Pct.	RB	PF	A	TO	B	S	PTS
Mercer	6	1-2	.500	0-0	—	1-2	.500	0	2	0	1	0	0	3
Providence	6	0-1	.000	0-0	—	0-0	—	2	0	0	1	0	0	0
Bryant	6	0-0	—	0-0	—	0-0	—	0	2	0	1	0	0	0
Delaware	7	3-3	1.000	0-0	—	0-0	—	0	0	0	2	0	0	6
St. Francis	6	2-4	.500	0-0	—	2-2	1.000	5	1	0	2	0	0	6
Columbia	5	0-1	.000	0-0	—	0-0	—	0	0	0	1	0	1	0
Wagner	10	1-3	.333	0-0	—	0-0	—	3	1	0	1	0	0	2
Cornell	5	0-1	.000	0-0	—	0-0	—	0	2	0	0	0	0	0
Binghamton		DNP												
Boston U.	2	0-0	—	0-0	—	0-0	—	0	0	0	1	0	0	0
La Salle		DNP												
Notre Dame	3	0-0	—	0-0	—	0-0	—	1	0	0	0	0	1	0
Loyola	3	1-1	1.000	0-0	—	0-0	—	0	2	0	1	0	0	2
Marist		DNP												
Richmond		DNP												
Dartmouth		DNP												
Navy*		DNP												
American*		DNP												
Holy Cross*	8	1-1	1.000	0-0	—	0-0	—	1	2	0	1	0	0	2
Lafayette*	6	0-0	—	0-0	—	0-0	—	1	1	0	1	0	0	0
Colgate*	4	1-1	1.000	0-0	—	2-2	1.000	1	1	0	0	0	0	4
Lehigh*		DNP												
Army*		DNP												
Navy*		DNP												
American*	2	0-1	.000	0-0	—	0-0	—	1	0	0	0	0	0	0
Holy Cross*		DNP												
Lafayette*	5	0-2	.000	0-0	—	0-0	—	3	0	0	0	0	0	0
Colgate*		DNP												
Lehigh*		DNP												
Army*	6	0-1	.000	0-0	—	0-0	—	1	0	0	0	0	0	0
Holy Cross^	1	0-0	—	0-0	—	0-0	—	0	1	0	0	0	0	0

\* Patriot League Game ^ Patriot League Tournament game Games started in **bold**

## ANDOH'S 2008-09 GAME-BY-GAME STATISTICS

Opponent	Min.	FG-A	Pct.	3FG-A	Pct.	FT-A	Pct.	RB	PF	A	TO	B	S	PTS
at Maryland	19	4-5	.800	0-0	—	0-0	—	7	4	1	2	0	2	8
Boston U	30	3-6	.500	0-0	—	4-10	.400	6	3	0	3	0	1	10
<b>St. Francis</b>	<b>18</b>	<b>1-3</b>	<b>.333</b>	<b>0-0</b>	—	<b>0-0</b>	—	<b>5</b>	<b>3</b>	<b>2</b>	<b>1</b>	<b>0</b>	<b>1</b>	<b>2</b>
Old Dominion	17	3-3	1.000	0-0	—	0-0	—	2	4	0	0	0	0	6
Wagner	21	1-4	.250	0-0	—	6-6	1.000	9	3	0	0	0	0	8
La Salle	22	2-6	.333	0-0	—	0-0	—	4	2	0	0	0	0	4
Wake Forest	17	0-1	.000	0-0	—	0-0	—	3	4	0	1	0	0	0
Binghamton	12	1-3	.333	0-0	—	2-2	1.000	2	1	0	2	0	0	4
Drexel	13	0-2	.000	0-0	—	4-6	.667	4	2	0	0	1	1	4
Richmond	10	1-2	.500	0-0	—	0-0	—	5	3	0	0	0	0	2
Marist	13	2-5	.400	0-0	—	0-0	—	1	1	0	0	0	1	4
St. Bona	18	2-7	.286	0-0	—	0-0	—	2	2	0	0	0	2	4
Ohio	10	0-1	.000	0-0	—	0-0	—	1	1	0	0	0	0	0
Cornell														

**#42 • CAMERON AYERS • SOPHOMORE • GUARD • 6-5 • 203 • BLUE BELL, PA. • GERMANTOWN ACADEMY**

Sophomore guard coming off an outstanding rookie year ... made an immediate impact last year playing every backcourt position and will be a major part of Bucknell's plans in 2011-12 ... came to Bucknell with an outstanding basketball pedigree ... has a mature, well-rounded game ... very poised athlete ... an outstanding shooter who can also drive and pass ... strong defender and rebounder at 6'5" ... has a team-first mentality ... was one of 17 college players invited to Chris Paul's CP3 Elite Guard Camp in June.



**2011-12**

Made first career start on opening night at Minnesota, scoring 13 pts.

**2010-11**

Earned a berth on the Patriot League All-Rookie team after an outstanding freshman campaign ... played in all 34 games as a reserve guard, averaging just under 23 min. per game ... scored 7.5 ppg while shooting 44.3% from the field, 35.5% from 3-point range and 87.3% from the foul line ... had a positive assist-to-turnover ratio (48-37) and ranked second on the team with 26 steals ... scored 10 pts. in collegiate debut at Villanova in his hometown of Philadelphia, the first of 10 double-figure scoring games ... had a huge PL Tournament (38 pts., 13 reb.) and was named to the All-Tournament Team ... made 7 of 10 3FG attempts in 4 postseason games ... scored season-high 19 pts. in quarterfinal win over Army ... 7 pts., 5 reb. in PL semifinal win over Lehigh ... in PL Championship vs. Lafayette scored 12 pts. (2-3 3FG, 4-4 FT) and had season-high 6 reb. ... scored 7 straight Bucknell pts. in a key 2nd-half stretch ... scored 47 pts. in 3 games vs. Army ... hit big go-ahead basket late in win over Boston University ... had another big game in Philly in win at La Salle with 13 pts. (6-9 FG), 4 reb. ... solid game in win at Lehigh, with 8 pts., 4 asst. and strong defense on PL scoring leader C.J. McCollum ... scored 14 pts. and hit 4 straight FTs in 1-and-1 situations in final 30 seconds to clinch win at Colgate ... three-time Patriot League Rookie of Week.

**HIGH SCHOOL/PERSONAL**

Full name is Cameron Alexander Ayers ... born Sept. 18, 1991 in Columbus, Ohio ... son of Randy and Carol Ayers ... brother, Ryan, played basketball at Notre Dame and was team captain as a senior in 2008-09 ... father played basketball at Miami (Ohio) and is the former head coach of the NBA's Philadelphia 76ers and at Ohio State, where he was the national coach of the year in 1991 ... father is currently an assistant coach with the New Orleans Hornets ... 2010 graduate of Germantown Academy in Fort Washington, Pa., where he served as team captain ... two-time Inter-Ac MVP ... two-time Associated Press AA All-State honoree ... as a senior was named Second Team All-Philadelphia by the *Philadelphia Inquirer* and Second Team All-Southeast Pennsylvania ... averaged 22.9 ppg as a senior and 14.8 ppg as a junior ... scored 1,483 career points, fifth-most in school history ... helped lead Germantown to three Inter-Ac championships and four championship-game berths under coach Jim Fenerty ... major is undeclared.

**AYERS' CAREER HIGHS**

Points:	19	vs. Army	3/2/2011
Rebounds:	6	vs. Lafayette	3/11/2011
Assists:	4	twice	
Steals:	4	vs. Lehigh	2/23/2011
Blocks:	1	twice	
FG Made:	6	three times	
FG Attempted:	13	at Army	1/29/2011
3-pt FG Made:	3	twice	
3-pt FG Attempted:	7	at Army	1/29/2011
FT Made:	6	at Colgate	2/20/2011
FT Attempted:	6	four times	

**AYERS' SEASON HIGHS**

Points:	13	at Minnesota	11/11/2011
Rebounds:	3	at Minnesota	11/11/2011
Assists:	1	at Minnesota	11/11/2011
Steals:	0		
Blocks:	0		
FG Made:	4	at Minnesota	11/11/2011
FG Attempted:	9	at Minnesota	11/11/2011
3-pt FG Made:	2	at Minnesota	11/11/2011
3-pt FG Attempted:	3	at Minnesota	11/11/2011
FT Made:	3	at Minnesota	11/11/2011
FT Attempted:	4		

**AYERS' CAREER STATISTICS**

Year	G	GS	FGM	FGA	Pct.	3FGM	3FGA	Pct.	FTM	FTA	Pct.	Reb.	RPG	PF	DQ	A	TO	BK	ST	Pts.	PPG	Min.	MPG
2010-11	34	0	90	203	0.443	27	76	0.355	48	55	0.873	69	2.0	45	0	48	37	2	26	255	7.5	777	22.9
2011-12	1	1	4	9	0.444	2	3	0.667	3	4	0.750	3	3.0	1	0	1	2	0	0	13	13.0	33	33.0
<b>Totals</b>	<b>35</b>	<b>1</b>	<b>94</b>	<b>212</b>	<b>0.443</b>	<b>29</b>	<b>79</b>	<b>0.367</b>	<b>51</b>	<b>59</b>	<b>0.864</b>	<b>72</b>	<b>2.1</b>	<b>46</b>	<b>0</b>	<b>49</b>	<b>39</b>	<b>2</b>	<b>26</b>	<b>268</b>	<b>5.3</b>	<b>810</b>	<b>23.1</b>

## CAMERON AYERS CAREER GAME-BY-GAME

## AYERS' 2011-12 GAME-BY-GAME STATISTICS

Opponent	Min.	FG-A	Pct.	3FG-A	Pct.	FT-A	Pct.	RB	PF	A	TO	B	S	PTS
Minnesota	33	4-9	.444	2-3	.667	3-4	.750	3	1	1	2	0	0	13
Vanderbilt														
St. Francis														
Marist														
Princeton														
W. Alabama														
Morehead St.														
George Mason														
La Salle														
Binghamton														
Richmond														
Syracuse														
Boston U.														
Loyola														
Cornell														
Dartmouth														
Army														
Colgate														
Lafayette														
Lehigh														
Holy Cross														
American														
Navy														
Army														
Colgate														
Lafayette														
Lehigh														
Holy Cross														
American														
Navy														

\* Patriot League Game ^ Patriot League Tournament game Games started in **bold**

## AYERS' 2010-11 GAME-BY-GAME STATISTICS

Opponent	Min.	FG-A	Pct.	3FG-A	Pct.	FT-A	Pct.	RB	PF	A	TO	B	S	PTS
Villanova	29	3-11	.273	2-6	.333	2-2	1.000	2	0	2	2	0	0	10
Marquette	21	1-5	.200	0-3	.000	0-0	—	1	4	2	2	0	0	2
Binghamton	23	2-8	.250	0-3	.000	0-0	—	1	2	4	1	0	1	4
St. Francis	24	3-4	.750	1-1	1.000	0-0	—	3	2	0	1	0	0	7
Presbyterian	23	3-6	.500	2-3	.667	0-0	—	3	2	1	1	0	2	8
Princeton	22	1-3	.333	0-1	.000	0-0	—	1	1	2	0	0	0	2
JMU	28	5-8	.625	1-1	1.000	0-0	—	3	3	2	0	0	1	11
Wagner	19	2-6	.333	1-1	1.000	4-5	.800	3	1	0	0	0	1	9
Columbia	27	4-9	.444	1-1	1.000	5-6	.833	2	0	0	0	0	0	14
Boston U.	24	3-6	.500	0-1	.000	0-0	—	1	1	0	0	0	1	6
La Salle	27	6-9	.667	1-2	.500	0-0	—	4	2	1	0	0	1	13
Cornell	20	0-3	.000	0-1	.000	0-0	—	0	2	1	4	0	0	0
Boston Coll.	12	1-4	.250	1-3	.333	0-0	—	1	1	0	0	0	0	3
Loyola	30	2-5	.400	1-2	.500	2-2	1.000	5	1	2	1	0	2	7
Dartmouth	23	3-8	.375	1-4	.250	0-0	—	1	0	2	1	0	2	7
Richmond	20	0-5	.000	0-2	.000	2-2	1.000	1	1	1	1	0	1	2
Navy*	13	0-1	.000	0-0	—	0-0	—	2	1	3	0	0	0	0
American*	13	1-4	.250	0-2	.000	0-0	—	2	0	0	1	0	0	2
Holy Cross*	21	3-6	.500	0-2	.000	0-0	—	1	0	0	0	0	0	6
Lafayette*	22	2-6	.333	0-3	.000	0-0	—	4	0	2	1	0	1	4
Colgate*	21	2-4	.500	0-1	.000	2-2	1.000	3	1	0	1	1	1	6
Lehigh*	20	2-5	.400	0-2	.000	4-6	.667	2	3	4	0	0	1	8
Army*	28	6-13	.462	3-7	.429	2-2	1.000	1	2	2	1	0	2	17
Navy*	24	4-7	.571	1-3	.333	0-0	—	0	1	2	1	0	1	9
American*	28	3-5	.600	2-3	.667	0-0	—	1	0	1	0	0	0	8
Holy Cross*	25	3-3	1.000	1-1	1.000	3-4	.750	2	2	1	1	0	0	10
Lafayette*	34	2-5	.400	1-2	.500	2-2	1.000	2	2	1	0	0	0	7
Colgate*	18	4-6	.667	0-1	.000	6-6	1.000	2	2	2	1	0	2	14
Lehigh*	20	2-5	.400	0-1	.000	1-1	1.000	0	3	0	2	0	4	5
Army*	22	3-7	.429	0-3	.000	5-6	.833	1	1	1	1	1	2	11
Army^	26	6-7	.857	3-4	.750	4-5	.800	2	1	2	3	0	0	19
Lehigh^	21	3-5	.600	1-1	1.000	0-0	—	5	2	2	5	0	0	7
Lafayette^	27	3-7	.429	2-3	.667	4-4	1.000	6	1	3	5	0	0	12
Connecticut+	22	2-7	.286	1-2	.500	0-0	—	1	0	2	0	0	0	5

\* Patriot League Game ^ Patriot League Tournament game + NCAA Tournament Games started in **bold**

**#33 • BEN BRACKNEY • SOPHOMORE • GUARD • 6-6 • 208 • LINCOLN, ILL. • LINCOLN**

Smart, hard-nosed shooting guard who was impressive during his freshman season at Bucknell, despite limited game action ... coaches continually praised his work ethic in practice and his ability to adapt to the team's systems .... has good size and strength for a backcourt player ... boasts excellent range on his jump shot and is not afraid to mix it up inside against bigger players.



**2011-12**

Saw 3 min. of reserve action on opening night at Minnesota.

**2010-11**

Showed a lot of promise during his rookie campaign, despite struggling to find minutes in a deep and experienced backcourt ... played in 18 games as a reserve, totaling 27 points and 11 rebounds in 85 minutes ... saw double-digit minutes three times, against Presbyterian (10), Dartmouth (12) and Colgate (14) ... scored season-high 6 pts. on 3-5 FG and had 3 reb. in rout of Presbyterian ... canned 3FGs vs. Colgate, Lehigh and Army ... went 8-for-8 from the foul line on the season.

**HIGH SCHOOL/PERSONAL**

Full name is Benjamin Morgan Brackney ... born May 22, 1992 in Lincoln, Ill. ... son of Brian and Debbie Brackney ... has two younger sisters, Rylie and Rachel ... earned four varsity letters in basketball and three in football at Lincoln High School ... captained the basketball team as a senior ... earned second team all-state honors for Class 3A in 2009-10, following two years of honorable mention all-state accolades ... three-time all-conference selection ... 2010 *Lincoln Courier* Co-Player of the Year ... team MVP as a senior and sophomore ... four-time academic all-conference ... averaged 17.2 ppg and 6.2 rpg as a senior ... also hit 71 3-pointers ... had a 42-point game against Normal West, the third-highest total in school history ... earned a spot in the HOI All-Star Game and led his team with 19 points en route to MVP honors ... played for head coach Neil Alexander ... played AAU basketball for the Illinois Warriors ... was a quarterback in football ... major is undeclared.

**BRACKNEY'S CAREER HIGHS**

Points:	6	vs. Presbyterian	11/22/2010
Rebounds:	3	vs. Presbyterian	11/22/2010
Assists:	1	vs. Binghamton	11/17/2010
Steals:	1	vs. Navy	2/5/2011
Blocks:	0		
FG Made:	3	vs. Presbyterian	11/22/2010
FG Attempted:	6	vs. Colgate	1/22/2011
3-pt FG Made:	1	three times	
3-pt FG Attempted:	5	vs. Colgate	1/22/2011
FT Made:	4	vs. Army	2/26/2011
FT Attempted:	4	vs. Army	2/26/2011

**BRACKNEY'S SEASON HIGHS**

Points:	0		
Rebounds:	1	at Minnesota	11/11/2011
Assists:	0		
Steals:	0		
Blocks:	0		
FG Made:	0		
FG Attempted:	1	at Minnesota	11/11/2011
3-pt FG Made:	0		
3-pt FG Attempted:	0		
FT Made:	0		
FT Attempted:	0		

**BRACKNEY'S CAREER STATISTICS**

Year	G	GS	FGM	FGA	Pct.	3FGM	3FGA	Pct.	FTM	FTA	Pct.	Reb.	RPG	PF	DQ	A	TO	BK	ST	Pts.	PPG	Min.	MPG
2010-11	18	0	8	22	0.364	3	12	0.250	8	8	1.000	11	0.6	6	0	1	5	0	1	27	1.5	85	4.7
2011-12	1	0	0	1	0.000	0	0	0.000	0	0	0.000	1	1.0	3	0	0	0	0	0	0	0.0	3	3.0
<b>Totals</b>	<b>19</b>	<b>0</b>	<b>8</b>	<b>23</b>	<b>0.348</b>	<b>3</b>	<b>12</b>	<b>0.250</b>	<b>8</b>	<b>8</b>	<b>1.000</b>	<b>12</b>	<b>0.6</b>	<b>9</b>	<b>0</b>	<b>1</b>	<b>5</b>	<b>0</b>	<b>1</b>	<b>27</b>	<b>1.4</b>	<b>88</b>	<b>4.6</b>

# BEN BRACKNEY CAREER GAME-BY-GAME

## BRACKNEY'S 2011-12 GAME-BY-GAME STATISTICS

Opponent	Min.	FG-A	Pct.	3FG-A	Pct.	FT-A	Pct.	RB	PF	A	TO	B	S	PTS
Minnesota	3	0-1	.000	0-0	—	0-0	—	1	3	0	0	0	0	0
Vanderbilt														
St. Francis														
Marist														
Princeton														
W. Alabama														
Morehead St.														
George Mason														
La Salle														
Binghamton														
Richmond														
Syracuse														
Boston U.														
Loyola														
Cornell														
Dartmouth														
Army														
Colgate														
Lafayette														
Lehigh														
Holy Cross														
American														
Navy														
Army														
Colgate														
Lafayette														
Lehigh														
Holy Cross														
American														
Navy														

\* Patriot League Game    ^ Patriot League Tournament game    Games started in **bold**


## BRACKNEY'S 2010-11 GAME-BY-GAME STATISTICS

Opponent	Min.	FG-A	Pct.	3FG-A	Pct.	FT-A	Pct.	RB	PF	A	TO	B	S	PTS
Villanova	1	0-0	—	0-0	—	0-0	—	0	0	0	0	0	0	0
Marquette														
Binghamton	4	0-0	—	0-0	—	0-0	—	2	0	1	0	0	0	0
St. Francis														
Presbyterian	10	3-5	.600	0-1	.000	0-0	—	3	1	0	0	0	0	6
Princeton														
JMU														
Wagner														
Columbia														
Boston U.														
La Salle	1	0-0	—	0-0	—	0-0	—	0	0	0	0	0	0	0
Cornell														
Boston Coll.														
Loyola	0+	0-0	—	0-0	—	0-0	—	0	0	0	0	0	0	0
Dartmouth	12	1-4	.250	0-2	.000	2-2	1.000	0	1	0	0	0	0	4
Richmond	3	0-0	—	0-0	—	0-0	—	0	0	0	0	0	0	0
Navy*														
American*	2	0-0	—	0-0	—	0-0	—	1	0	0	1	0	0	0
Holy Cross*														
Lafayette*	6	0-2	.000	0-1	.000	0-0	—	1	0	0	1	0	0	0
Colgate*	14	1-6	.167	1-5	.200	0-0	—	1	2	0	0	0	0	3
Lehigh*	3	0-0	—	0-0	—	0-0	—	0	0	0	0	0	0	0
Army*	2	0-1	.000	0-1	.000	0-0	—	0	0	0	0	0	0	0
Navy*	5	0-0	—	0-0	—	0-0	—	1	1	0	2	0	1	0
American*														
Holy Cross*														
Lafayette*														
Colgate*														
Lehigh*	9	2-2	1.000	1-1	1.000	0-0	—	1	1	0	0	0	0	5
Army*	7	0-1	.000	0-0	—	4-4	1.000	1	0	0	1	0	0	4
Army^	3	1-1	1.000	1-1	1.000	2-2	1.000	0	0	0	0	0	0	5
Lehigh^														
Lafayette^	1	0-0	—	0-0	—	0-0	—	0	0	0	0	0	0	0
Connecticut+	2	0-0	—	0-0	—	0-0	—	0	0	0	0	0	0	0

\* Patriot League Game    ^ Patriot League Tournament game    + NCAA Tournament    Games started in **bold**

#4 • BRYAN COHEN • SENIOR • GUARD • 6-6 • 213 • HUNTINGDON VALLEY, PA. • ABINGTON FRIENDS

The two-time defending Patriot League Defensive Player of the Year and one of the most experienced players in the league ... had already played in 95 career games entering his senior year ... well-known as a defensive stopper but performs well in all phases of the game ... has excellent size and length for a 2-guard ... has demonstrated an ability to score in many ways ... has a solid 3-point stroke and also likes to score off the dribble ... has seen the majority of his time at the shooting guard position, but can also play the point if needed ... has defended everyone from point guards to small forwards throughout his career and has come up with a number of big stops in clutch situations ... a savvy player with an element of toughness about him ... played in competitive high school and AAU leagues ... in the summer of 2009 played for coach Bruce Pearl on the United States team at the Maccabiah Games in Israel ... scored in double figures in 4 of 6 games with a high of 18 pts. vs. Russia, and helped lead the U.S. to a gold medal.



**2011-12**

Logged 7 pts., 4 asst. in season-opener at Minnesota.

**2010-11**

Became the first player in Patriot League history to repeat as Defensive Player of the Year ... started all 34 games and averaged 7.0 ppg, 3.9 rpg, 2.5 apg ... shot career-best 38.9 FG% and 44.1 3FG% (26-59) ... 86 assists were second on team ... dished career-high 6 asst. at Villanova ... 7 pts., 6 reb., 5 asst. at Marquette ... also had 6-asst. games at Saint Francis and vs. Colgate ... scored 10 pts. and helped hold America East scoring leader John Holland to 4-17 FG in win over Boston University ... had one of best games of career in win at La Salle, scoring season-high 19 pts. (7-11 FG) along with strong defense on high-scoring guard Ruben Guillandeaux ... followed that up with a 17-pt., 8-reb. effort in win at Cornell ... in two wins over American helped hold PL No. 2 scorer Vlad Moldoveanu to 7 pts. (3-12 FG) and 9 pts. (2-8 FG) ... had 10 double-figure scoring games, including five straight in December ... wrapped up regular season with team-high 12 pts. in win over Army ... in PL semifinal win over Lehigh, only scored 2 pts., but had 5 asst., 2 blk., 2 stl., and grabbed a number of key loose balls late in the game, all while chasing PL scoring leader C.J. McCollum for 37 min. ... had 8 pts., 7 reb., 2 asst. in PL championship game vs. Lafayette ... guarded All-American and NBA lottery pick Kemba Walker in NCAA Tournament game vs. UConn ... repeated as winner of Thomas A. Thompson Award for "spirit, intensity and outstanding defensive play."

**2009-10**

Played in all 31 games with 28 starts in the Bison backcourt ... named Patriot League Defensive Player of the Year ... also won the team's Thomas A. Thompson Award for "spirit, intensity and outstanding defensive play" and was named to the CollegInsider.com Mid-Major Defensive All-America Team ... averaged 8.8 ppg, 3.4 apg, 2.7 rpg ... shot 36.0 FG%, 33.7 3FG%, 71.1 FT% ... 84 assists ranked 2nd on team to Darryl Shazier ... ranked 9th in Patriot League in assists ... named to all-tournament team at World Vision Invitational after averaging 15.3 ppg and making 9-14 3FGs (.643) in games against Mercer, Providence and Bryant ... tallied 17 pts. in opener vs. Mercer and season-high 18 the next night at Providence ... scored 13 of his 16 pts. in second half in win at Wagner ... played 43 min. in OT win over Marist, logging 16 pts., 10 reb., 3 asst., 2 stl. and 0 TOs ... hit GW 3FG with 0:20 left, then came up with defensive stop and rebound in final seconds ... had another 16-pt. game against Cornell ... had 14 pts., 8 reb. in win at Army ... went 9-10 FT (both career highs) and helped limit Army scoring leader Cleveland Richard to 9 pts ... in home OT win over American, came up with a huge defensive stop on All-Patriot Leaguer Vlad Moldoveanu on final play of regulation.

**2008-09**

Made a wonderful first impression at Bucknell, ranking among the team and Patriot League leaders in most statistical categories ... named to the Patriot League All-Rookie Team ... was the only Patriot League freshman to start all of his team's games and led the league in minutes played among rookies (33.5) ... averaged 11.8 ppg, second on the team to Patrick Behan ... also averaged 4.1 rpg and 1.9 apg ... ranked second on the team in 3FGs (51) ... shot 36.5 FG%, 32.7 3FG% and 65.8 FT% ... among the Patriot League leaders ranked 11th in scoring, eighth in 3FG made, 11th in 3FG% ... also ranked second in scoring among freshman, trailing only Holy Cross' R.J. Evans ... became the first Bucknell freshman to start a season opener since John Griffin in 2004-05 ... had 9 pts. in collegiate debut at Maryland and also played strong defense on All-ACC guard Greivis Vasquez ... first career 20-pt. game came in just his third start, when he tallied 22 pts. at Saint Francis (Pa.) ... in that game scored 9 of team's 14 pts. in late run that erased 8-pt. deficit and forced overtime ... scored 20 pts. at Cornell ... reached double figures in 22 of 30 games ... had big game in win over Binghamton: registered 16 pts., 6 reb., blocked D.J. Rivera's shot in a 1-pt. game with 0:13 left, then hit two big FTs to make it a 3-pt. game ... scored 16 pts. (11 in second half) on 6-9 FG, 3-3 3FG in win over Drexel ... first career double-double with 14 pts., 10 reb. vs. Lafayette ... enjoyed great game in win vs. Lehigh, with 17 pts. (6-8 FG, 4-5 3FG), 4 reb., 3 asst., while also holding down all-league guard Marquis Hall (4-15 FG, 0 1st half pts.) ... named Patriot League Rookie of Week on Nov. 24, Dec. 22 and Feb. 14.

**HIGH SCHOOL/PERSONAL**

Full name is Bryan Joshua Cohen ... born May 10, 1989 in Philadelphia ... parents are Alan and Beth Cohen ... has one brother, Aron, who played on the Penn basketball team ... 2008 graduate of Abington Friends School in Philadelphia ... played for coach Steve Chadwin ... team captain ... three-time All-Friends League ... scored 14 points to lead the Suburban team over the City team in the All-Star Labor Classic ... also played in the Donofrio Classic ... team finished 21-8 in 2007-08, 20-9 in 2006-07 and 24-2 in 2005-06 ... averaged nearly 18 points per game as a senior and 12.9 points and eight rebounds per game as a junior ... majoring in economics ... member of Patriot League Academic Honor Roll.

**COHEN'S CAREER HIGHS**

Points:	22	at Saint Francis (Pa.)	11/22/2008
Rebounds:	10	three times	
Assists:	6	four times	
Steals:	3	twice	
Blocks:	3	vs. Colgate	2/21/2010
FG Made:	7	five times	
FG Attempted:	18	twice	
3-pt FG Made:	4	four times	
3-pt FG Attempted:	10	vs. St. Bonaventure	12/30/2008
FT Made:	9	at Army	2/28/2010
FT Attempted:	10	at Army	2/28/2010

**COHEN'S SEASON HIGHS**

Points:	7	at Minnesota	11/11/2011
Rebounds:	1	at Minnesota	11/11/2011
Assists:	4	at Minnesota	11/11/2011
Steals:	0		
Blocks:	0		
FG Made:	2	at Minnesota	11/11/2011
FG Attempted:	7	at Minnesota	11/11/2011
3-pt FG Made:	1	at Minnesota	11/11/2011
3-pt FG Attempted:	3	at Minnesota	11/11/2011
FT Made:	2	at Minnesota	11/11/2011
FT Attempted:	2	at Minnesota	11/11/2011

**COHEN'S CAREER STATISTICS**

Year	G	GS	FGM	FGA	Pct.	3FGM	3FGA	Pct.	FTM	FTA	Pct.	Reb.	RPG	PF	DQ	A	TO	BK	ST	Pts.	PPG	Min.	MPG
2008-09	30	30	125	342	0.365	51	156	0.327	52	79	0.658	122	4.1	94	2	56	68	13	20	353	11.8	1004	33.5
2009-10	31	28	85	236	0.360	35	104	0.337	69	97	0.711	105	3.4	91	2	84	73	6	15	274	8.8	916	29.5
2010-11	34	34	82	211	0.389	26	59	0.441	48	71	0.676	134	3.9	90	2	86	75	12	21	238	7.0	943	27.7
2011-12	1	1	2	7	0.286	1	3	0.333	2	2	1.000	1	1.0	4	0	4	1	0	0	7	7.0	25	25.0
<b>Totals</b>	<b>96</b>	<b>93</b>	<b>294</b>	<b>796</b>	<b>0.369</b>	<b>113</b>	<b>322</b>	<b>0.351</b>	<b>171</b>	<b>249</b>	<b>0.687</b>	<b>362</b>	<b>3.8</b>	<b>279</b>	<b>6</b>	<b>230</b>	<b>217</b>	<b>31</b>	<b>56</b>	<b>872</b>	<b>9.1</b>	<b>2888</b>	<b>30.1</b>

# BRYAN COHEN CAREER GAME-BY-GAME

## COHEN'S 2011-12 GAME-BY-GAME STATISTICS

Opponent	Min.	FG-A	Pct.	3FG-A	Pct.	FT-A	Pct.	RB	PF	A	TO	B	S	PTS
Minnesota	25	2-7	.286	1-3	.333	2-2	1.000	1	4	4	1	0	0	7
Vanderbilt														
St. Francis														
Marist														
Princeton														
W. Alabama														
Morehead St.														
George Mason														
La Salle														
Binghamton														
Richmond														
Syracuse														
Boston U.														
Loyola														
Cornell														
Dartmouth														
Army														
Colgate														
Lafayette														
Lehigh														
Holy Cross														
American														
Navy														
Army														
Colgate														
Lafayette														
Lehigh														
Holy Cross														
American														
Navy														

\* Patriot League Game ^ Patriot League Tournament game Games started in **bold**

## COHEN'S 2010-11 GAME-BY-GAME STATISTICS

Opponent	Min.	FG-A	Pct.	3FG-A	Pct.	FT-A	Pct.	RB	PF	A	TO	B	S	PTS
Villanova	25	2-7	.286	1-2	.500	0-0	—	4	4	6	1	0	0	5
Marquette	28	3-7	.429	1-3	.333	0-1	.000	6	3	5	6	0	0	7
Binghamton	22	2-4	.500	0-0	—	1-2	.500	1	1	2	1	0	2	5
St. Francis	32	2-5	.400	0-0	—	2-2	1.000	5	3	6	2	0	1	6
Presbyterian	27	3-6	.500	3-4	.750	1-2	.500	7	1	3	4	0	1	10
Princeton	33	0-5	.000	0-1	.000	0-0	—	1	4	1	2	2	1	0
JMU	21	1-2	.500	0-1	.000	0-0	—	1	3	2	2	0	1	2
Wagner	24	2-6	.333	0-1	.000	4-6	.667	4	3	3	2	0	0	8
Columbia	34	3-8	.375	1-2	.500	4-6	.667	7	3	3	1	0	0	11
Boston U.	35	4-14	.286	0-6	.000	2-2	1.000	4	2	2	3	1	0	10
La Salle	35	7-11	.636	2-2	1.000	3-5	.600	2	3	3	1	0	1	19
Cornell	31	5-8	.625	2-2	1.000	5-8	.625	8	2	2	2	0	0	17
Boston Coll.	33	5-8	.625	3-4	.750	0-0	—	5	1	2	4	1	0	13
Loyola	13	1-4	.250	1-2	.500	0-0	—	4	3	1	2	0	0	3
Dartmouth	26	1-3	.333	1-1	1.000	2-2	1.000	10	1	0	2	0	1	5
Richmond	19	1-4	.250	1-2	.500	0-0	—	1	4	0	5	0	0	3
Navy*	36	1-5	.200	0-0	—	0-0	—	8	3	2	2	1	0	2
American*	31	1-2	.500	0-0	—	3-4	.750	1	2	4	1	0	2	5
Holy Cross*	35	2-6	.333	0-1	.000	0-2	.000	5	1	1	0	0	1	4
Lafayette*	26	2-4	.500	0-2	.000	3-4	.750	6	1	4	2	0	0	7
Colgate*	26	1-5	.200	0-2	.000	3-4	.750	2	3	6	0	0	2	5
Lehigh*	26	2-7	.286	0-2	.000	1-1	1.000	3	5	1	2	0	0	5
Army*	29	2-6	.333	2-3	.667	5-6	.833	1	4	4	4	0	0	11
Navy*	24	3-6	.500	2-3	.667	0-0	—	3	1	1	2	1	1	8
American*	21	0-4	.000	0-1	.000	0-0	—	1	5	1	4	0	0	0
Holy Cross*	24	1-3	.333	0-0	—	3-6	.500	4	2	0	1	0	0	5
Lafayette*	32	3-7	.429	0-0	—	1-1	1.000	3	2	1	2	1	1	7
Colgate*	28	4-11	.364	1-1	1.000	1-2	.500	3	1	0	1	1	0	10
Lehigh*	34	6-13	.462	1-1	1.000	0-0	—	9	4	6	5	2	1	13
Army*	18	5-8	.625	2-3	.667	0-0	—	0	3	2	1	0	0	12
Army*	31	2-6	.333	0-2	.000	0-0	—	4	3	3	5	0	3	4
Lehigh^	37	1-4	.250	0-0	—	0-0	—	1	3	5	2	2	2	2
Lafayette^	25	3-6	.500	1-3	.333	1-1	1.000	7	4	2	1	0	0	8
Connecticut+	22	1-6	.167	1-2	.500	3-4	.750	3	2	2	0	0	0	6

\* Patriot League Game ^ Patriot League Tournament game + NCAA Tournament Games started in **bold**

## COHEN'S 2009-10 GAME-BY-GAME STATISTICS

Opponent	Min.	FG-A	Pct.	3FG-A	Pct.	FT-A	Pct.	RB	PF	A	TO	B	S	PTS
Mercer	28	5-10	.500	3-3	1.000	4-6	.667	4	4	1	6	0	0	17
Providence	33	7-12	.583	4-7	.571	0-0	—	4	4	2	2	0	0	18
Bryant	36	3-10	.300	2-4	.500	3-6	.500	6	2	3	1	0	1	11
Delaware	35	1-2	.500	0-0	—	2-2	1.000	3	4	4	6	0	1	4
St. Francis	26	2-7	.286	0-4	.000	0-1	.000	4	2	3	0	0	1	4
Columbia	29	2-5	.400	2-3	.667	1-2	.500	3	5	4	3	0	0	7
Wagner	25	4-8	.500	2-2	1.000	6-8	.750	5	4	2	1	0	0	16
Cornell	39	6-13	.462	0-3	.000	4-5	.800	2	1	1	1	0	0	16
Binghamton	28	3-13	.231	0-5	.000	0-0	—	1	4	4	3	0	0	6
Boston U.	24	2-6	.333	1-3	.333	0-0	—	1	3	2	5	0	0	5
La Salle	16	2-2	1.000	1-1	1.000	0-0	—	1	4	2	2	0	0	5
Notre Dame	27	3-8	.375	1-5	.200	0-2	.000	1	3	3	2	0	1	7
Loyola	32	2-5	.400	1-2	.500	2-2	1.000	2	2	3	1	0	1	7
Marist	43	5-13	.385	3-6	.500	3-4	.750	10	2	3	0	0	2	16
Richmond	29	3-9	.333	1-4	.250	3-4	.750	3	2	2	5	0	0	10
Dartmouth	33	2-9	.222	1-5	.200	1-2	.500	5	1	1	5	0	1	6
Navy*	23	1-3	.333	1-2	.500	0-0	—	4	2	3	4	0	1	3
American*	27	0-5	.000	0-3	.000	0-0	—	2	2	4	0	0	2	0
Holy Cross*	23	0-1	.000	0-1	.000	0-0	—	0	5	2	2	0	0	0
Lafayette*	39	5-13	.385	0-4	.000	3-4	.750	4	1	5	4	0	1	13
Colgate*	38	4-13	.308	3-5	.600	1-2	.500	3	0	4	1	0	1	12
Lehigh*	34	2-8	.250	1-4	.250	2-2	1.000	4	2	3	4	1	0	7
Army*	27	3-9	.333	1-5	.200	2-4	.500	5	4	3	0	0	0	9
Navy*	28	2-10	.200	1-4	.250	2-2	1.000	6	4	3	2	0	0	7
American*	17	1-3	.333	0-0	—	6-8	.750	1	3	3	0	0	0	8
Holy Cross*	25	2-4	.500	2-3	.667	5-6	.833	3	4	3	2	1	0	11
Lafayette*	35	3-7	.429	1-3	.333	3-3	1.000	4	4	5	2	1	1	10
Colgate*	24	2-5	.400	1-4	.250	0-0	—	2	3	1	1	3	0	5
Lehigh*	24	3-10	.300	1-3	.333	2-4	.500	0	3	3	3	0	0	9
Army*	36	2-6	.333	1-3	.333	9-10	.900	8	3	1	5	0	1	14
Holy Cross^	33	3-7	.429	0-3	.000	5-8	.625	4	4	1	0	0	0	11

\* Patriot League Game ^ Patriot League Tournament game Games started in **bold**

## COHEN'S 2008-09 GAME-BY-GAME STATISTICS

Opponent	Min.	FG-A	Pct.	3FG-A	Pct.	FT-A	Pct.	RB	PF	A	TO	B	S	PTS
at Maryland	28	4-9	.444	1-4	.250	0-2	.000	3	4	1	2	1	2	9
Boston U	30	4-11	.364	2-4	.500	0-0	—	4	4	1	3	0	0	10
St. Francis	35	7-15	.467	4-7	.571	4-8	.500	5	4	0	3	0	0	22
Old Dominion	47	4-14	.286	2-7	.286	2-3	.667	9	4	1	3	0	0	12
Wagner	18	0-4	.000	0-4	.000	0-0	—	1	2	1	1	1	1	0
La Salle	28	2-10	.200	1-4	.250	0-0	—	1	4	3	2	1	1	5
Wake Forest	35	4-14	.286	0-4	.000	0-0	—	1	3	4	2	0	0	8
Binghamton	37	4-11	.364	3-9	.333	5-6	.833	6	3	2	4	1	2	16
Drexel	24	6-9	.667	3-3	1.000	1-2	.500	1	3	2	2	1	0	16
Richmond	27	6-14	.429	2-7	.286	0-0	—	1	5	1	3	0	0	14
Marist	29	4-8	.500	1-4	.250	0-0	—	3	2	3	4	0	0	11
St. Bona	47	7-18	.389	4-10	.400	1-4	.250	5	1	3	2	0	2	19
Ohio	33	3-12	.250	2-7	.286	2-2	1.000	5	4	3	2	0	1	10
Cornell	36	7-15	.467	4-8	.500	2-2	1.000	2	2	2	1	0	0	20
Navy*	30	2-6	.333	0-2	.000	0-0	—	3	4	0	4	0	0	4
American*	34	4-15	.267	2-8	.250	4-4	1.000	3	4	1	1	0	0	14
Holy Cross*	37	3-9	.333	1-5	.200	0-1	.000	5	5	0	2	2	0	7
Lafayette*	34	5-14	.357	1-5	.200	3-6	.500	10	3	3	3	1	0	14
Colgate*	35	5-10	.500	1-3	.333	3-3	1.000							

**#10 • BRIAN FITZPATRICK • JUNIOR • FORWARD • 6-8 • 238 • CHESHIRE, CONN. • NORTHFIELD MOUNT HERMON • PENN**

Joined the Bucknell program prior to the 2010-11 season after transferring from the University of Pennsylvania ... sat out last season due to NCAA transfer rules, but was able to practice with the team ... strong, hard-working forward who gave a good look to Bucknell's young frontcourt group in practice last season ... now will be looking to carve out minutes for himself in 2011-12 ... entered the program in excellent physical shape ... tireless runner who is a hard-nosed rebounder and defender.



**2011-12**

Made Bucknell debut on opening night at Minnesota, producing 2 pts., 2 reb. in 9 min.

**2010-11**

Did not play due to NCAA transfer rules.

**2009-10**

Played in 17 games off the bench as a freshman at Penn, averaging 9.2 mpg ... recorded 2.4 ppg and 1.5 rpg while making 16-39 FG (.410) ... best game came against Big-5 foe Saint Joseph's, when he had 8 pts., 9 reb. ... had 8 pts. vs. Monmouth, 7 at Duke, 5 at Davidson.

**HIGH SCHOOL/PERSONAL**

Full name is Brian Edward Fitzpatrick ... born Nov. 6, 1989 in Bethpage, N.Y. ... parents are Ed and Maureen Fitzpatrick ... has five siblings: Alana, Deirdre, Kevin, Maura and Eamon, ranging in age from 10-19 ... Alana plays soccer at Western Connecticut ... attended Xavier High School in Middletown, Conn., then did a postgraduate year at Northfield Mount Hermon ... At NMH was a NPSAC All-Star ... helped Xavier to three SCC Division titles ... 2008 all-conference and all-state academic pick ... team captain as a senior ... Connecticut Coaches Association All-Star ... New England Elite 75 invitee ... New Haven Tap-off Club All-Academic Team ... Connecticut Top 20 ... *Middletown Press* All-Area ... Also lettered in track and was All-New England in the 400 meters at NMH ... National Honor Society and Latin Honor Society member ... Brother Celestine Award for academic excellence ... played AAU ball for CT Gold ... majoring in history and psychology.

**FITZPATRICK'S CAREER HIGHS**

Points:	8*	twice	
Rebounds:	9*	vs. Saint Joseph's	1/25/2010
Assists:	1*	three times	
Steals:	2*	at Cornell	2/27/2010
Blocks:	2*	at Davidson	12/28/2009
FG Made:	3*	twice	
FG Attempted:	7*	vs. Saint Joseph's	1/25/2010
3-pt FG Made:	2*	at Monmouth	12/12/2009
3-pt FG Attempted:	2*	at Monmouth	12/12/2009
FT Made:	3*	at Duke	12/31/2009
FT Attempted:	4*	at Duke	12/31/2009

\* at Penn

**FITZPATRICK'S SEASON HIGHS**

Points:	2	at Minnesota	11/11/2011
Rebounds:	2	at Minnesota	11/11/2011
Assists:	0		
Steals:	0		
Blocks:	0		
FG Made:	1	at Minnesota	11/11/2011
FG Attempted:	2	at Minnesota	11/11/2011
3-pt FG Made:	0		
3-pt FG Attempted:	0		
FT Made:	0		
FT Attempted:	0		

**FITZPATRICK'S CAREER STATISTICS**

Year	G	GS	FGM	FGA	Pct.	3FGM	3FGA	Pct.	FTM	FTA	Pct.	Reb.	RPG	PF	DQ	A	TO	BK	ST	Pts.	PPG	Min.	MPG
2009-10*	17	0	16	39	0.410	2	5	0.400	6	12	0.500	26	1.5	17	0	3	12	4	4	40	2.4	157	9.2
2011-12	1	0	1	2	0.500	0	0	0.000	0	0	0.000	2	2.0	3	0	0	0	0	0	2	2.0	9	9.0
<b>Bucknell</b>	<b>1</b>	<b>0</b>	<b>1</b>	<b>2</b>	<b>0.500</b>	<b>0</b>	<b>0</b>	<b>0.000</b>	<b>0</b>	<b>0</b>	<b>0.000</b>	<b>2</b>	<b>2.0</b>	<b>3</b>	<b>0</b>	<b>0</b>	<b>0</b>	<b>0</b>	<b>0</b>	<b>2</b>	<b>2.0</b>	<b>9</b>	<b>9.0</b>
<b>Totals</b>	<b>18</b>	<b>0</b>	<b>17</b>	<b>41</b>	<b>0.415</b>	<b>2</b>	<b>5</b>	<b>0.400</b>	<b>6</b>	<b>12</b>	<b>0.500</b>	<b>28</b>	<b>1.6</b>	<b>20</b>	<b>0</b>	<b>3</b>	<b>12</b>	<b>4</b>	<b>4</b>	<b>42</b>	<b>2.3</b>	<b>166</b>	<b>9.2</b>

\* at Penn

# BRIAN FITZPATRICK CAREER GAME-BY-GAME

## FITZPATRICK'S 2011-12 GAME-BY-GAME STATISTICS

Opponent	Min.	FG-A	Pct.	3FG-A	Pct.	FT-A	Pct.	RB	PF	A	TO	B	S	PTS
Minnesota	9	1-2	.500	0-0	—	0-0	—	2	3	0	0	0	0	2
Vanderbilt														
St. Francis														
Marist														
Princeton														
W. Alabama														
Morehead St.														
George Mason														
La Salle														
Binghamton														
Richmond														
Syracuse														
Boston U.														
Loyola														
Cornell														
Dartmouth														
Army														
Colgate														
Lafayette														
Lehigh														
Holy Cross														
American														
Navy														
Army														
Colgate														
Lafayette														
Lehigh														
Holy Cross														
American														
Navy														

\* Patriot League Game   ^ Patriot League Tournament game   Games started in **bold**

**#24 • RYAN HILL • SOPHOMOR • GUARD • 6-3 • 202 • STEELTON, PA. • STEELTON-HIGHSPIRE**

Came to Bucknell from the Harrisburg area and made an immediate contribution in the backcourt ... received a good taste of Division I basketball as a freshman and now is trying to become Darryl Shazier's successor at point guard ... very athletic with excellent speed ... has good size and length for a point guard ... bold competitor who is not afraid to make a play ... came in familiar with the Bucknell surroundings, having played a high school game at Sojka Pavilion in addition to attending basketball camp at Bucknell.



**2011-12**

Backup point guard played career-high 24 min. off bench at Minnesota ... had 2 pts., 1 asst. vs. Gophers.

**2010-11**

Saw action in 32 of the 34 games as a backup point guard ... averaged 6.2 min. per game and totaled 26 pts., 21 reb. and 20 asst. ... struggled a bit with his shot, finishing 3-for-19 from the field, but got to the FT line 28 times, making 19 ... scored season-high 4 pts. in regular-season finale vs. Army ... played season-high 18 min. in Patriot League win over Colgate and saw 10+ min. of action six times ... made first career 3FG attempt vs. Wagner ... season-high 4 asst. vs. Presbyterian and had 3 vs. Dartmouth ... collected 5 reb. vs. Binghamton.

**HIGH SCHOOL/PERSONAL**

Full name is Ryan Anthony Hill ... born July 27, 1992 in Harrisburg ... son of Rhonda and Frazie Hill ... has three siblings, Dennise, Brandie and Lloyd ... Lloyd plays football at Saint Francis (Pa.) ... cousin, Jordan Hill, plays defensive line at Penn State ... four-year basketball letterman at Steelton-Highspire High School ... two-time all-state selection ... Big 15 honoree ... all-conference and all-district selection ... 1,000-point scorer in high school ... as a senior, averaged 16.3 ppg, helping his team to a 20-9 record and a state tournament berth for the third year in a row ... elected team captain ... played for coach Michael Pilsitz ... major is undeclared.

**HILL'S CAREER HIGHS**

Points:	3	twice	
Rebounds:	5	vs. Binghamton	11/17/2010
Assists:	4	vs. Presbyterian	11/22/2010
Steals:	1	five times	
Blocks:	1	twice	
FG Made:	1	three times	
FG Attempted:	3	three times	
3-pt FG Made:	1	vs. Wagner	11/29/2010
3-pt FG Attempted:	1	twice	
FT Made:	3	vs. Army	3/2/2011
FT Attempted:	4	three times	

**HILL'S SEASON HIGHS**

Points:	2	at Minnesota	11/11/2011
Rebounds:	1	at Minnesota	11/11/2011
Assists:	1	at Minnesota	11/11/2011
Steals:	0		
Blocks:	1	at Minnesota	11/11/2011
FG Made:	0		
FG Attempted:	3	at Minnesota	11/11/2011
3-pt FG Made:	0		
3-pt FG Attempted:	0		
FT Made:	2	at Minnesota	11/11/2011
FT Attempted:	2	at Minnesota	11/11/2011

**HILL'S CAREER STATISTICS**

Year	G	GS	FGM	FGA	Pct.	3FGM	3FGA	Pct.	FTM	FTA	Pct.	Reb.	RPG	PF	DQ	A	TO	BK	ST	Pts.	PPG	Min.	MPG
2010-11	32	0	3	19	0.158	1	2	0.500	19	28	0.679	21	0.7	27	0	20	21	1	5	26	0.8	199	6.2
2011-12	1	0	0	3	0.000	0	0	0.000	2	2	1.000	1	1.0	4	0	1	1	1	0	2	2.0	24	24.0
<b>Totals</b>	<b>33</b>	<b>0</b>	<b>3</b>	<b>22</b>	<b>0.136</b>	<b>1</b>	<b>2</b>	<b>0.500</b>	<b>21</b>	<b>30</b>	<b>0.700</b>	<b>22</b>	<b>0.7</b>	<b>31</b>	<b>0</b>	<b>21</b>	<b>22</b>	<b>2</b>	<b>5</b>	<b>28</b>	<b>0.8</b>	<b>223</b>	<b>6.8</b>

# RYAN HILL CAREER GAME-BY-GAME

## HILL'S 2011-12 GAME-BY-GAME STATISTICS

Opponent	Min.	FG-A	Pct.	3FG-A	Pct.	FT-A	Pct.	RB	PF	A	TO	B	S	PTS
Minnesota	24	0-3	0.000	0-0	0.000	2-2	1.000	1	4	1	1	1	0	2
Vanderbilt														
St. Francis														
Marist														
Princeton														
W. Alabama														
Morehead St.														
George Mason														
La Salle														
Binghamton														
Richmond														
Syracuse														
Boston U.														
Loyola														
Cornell														
Dartmouth														
Army														
Colgate														
Lafayette														
Lehigh														
Holy Cross														
American														
Navy														
Army														
Colgate														
Lafayette														
Lehigh														
Holy Cross														
American														
Navy														

\* Patriot League Game    ^ Patriot League Tournament game    Games started in **bold**

## HILL'S 2010-11 GAME-BY-GAME STATISTICS

Opponent	Min.	FG-A	Pct.	3FG-A	Pct.	FT-A	Pct.	RB	PF	A	TO	B	S	PTS
Villanova	5	0-0	—	0-0	—	0-0	—	0	3	2	0	0	0	0
Marquette	2	0-0	—	0-0	—	0-0	—	0	1	1	1	0	0	0
Binghamton	13	0-1	.000	0-0	—	1-2	.500	5	2	1	1	0	0	1
St. Francis	6	0-0	—	0-0	—	0-0	—	0	0	1	1	0	0	0
Presbyterian	15	0-1	.000	0-0	—	2-2	1.000	2	1	4	1	0	1	2
Princeton	7	0-0	—	0-0	—	2-4	.500	1	2	0	1	0	0	2
JMU	9	0-0	—	0-0	—	2-2	1.000	0	1	1	1	0	0	2
Wagner	8	1-1	1.000	1-1	1.000	0-0	—	0	1	0	2	0	1	3
Columbia	3	0-0	—	0-0	—	0-0	—	0	0	0	1	0	0	0
Boston U.	3	0-0	—	0-0	—	0-0	—	0	0	0	1	0	0	0
La Salle	3	0-0	—	0-0	—	0-0	—	0	0	0	1	0	0	0
Cornell	4	0-0	—	0-0	—	0-0	—	2	0	0	0	0	0	0
Boston Coll.	5	0-0	—	0-0	—	1-2	.500	0	0	1	0	0	0	1
Loyola	4	0-0	—	0-0	—	1-2	.500	0	1	0	2	0	0	1
Dartmouth	16	0-0	—	0-0	—	1-2	.500	1	2	3	2	0	0	1
Richmond	2	0-0	—	0-0	—	0-0	—	0	0	0	0	0	0	0
Navy*	1	0-0	—	0-0	—	0-0	—	0	1	0	0	0	0	0
American*	4	0-0	—	0-0	—	0-0	—	1	2	0	1	0	0	0
Holy Cross*			DNP											
Lafayette*	9	0-0	—	0-0	—	2-4	.500	0	1	1	0	1	0	2
Colgate*	18	0-3	.000	0-0	—	0-0	—	3	0	1	0	0	1	0
Lehigh*	7	0-1	.000	0-0	—	0-0	—	1	2	0	0	0	0	0
Army*	5	0-0	—	0-0	—	0-0	—	0	0	0	1	0	1	0
Navy*	13	1-2	.500	0-0	—	0-0	—	0	3	0	1	0	1	2
American*	1	0-0	—	0-0	—	0-0	—	0	0	0	0	0	0	0
Holy Cross*	1	0-0	—	0-0	—	0-0	—	0	1	0	1	0	0	0
Lafayette*	5	0-2	.000	0-1	.000	0-0	—	1	0	0	0	0	0	0
Colgate*	11	0-1	.000	0-0	—	0-0	—	1	0	0	0	0	0	0
Lehigh*	3	0-1	.000	0-0	—	2-2	1.000	0	0	1	0	0	0	2
Army*	9	1-3	.333	0-0	—	2-2	1.000	0	0	1	1	0	0	2
Army^	3	0-1	.000	0-0	—	3-4	.750	2	1	2	0	0	0	3
Lehigh^			DNP											
Lafayette^	1	0-1	.000	0-0	—	0-0	—	0	0	0	0	0	0	0
Connecticut+	3	0-0	—	0-0	—	0-0	—	1	0	0	1	0	0	0

\* Patriot League Game    ^ Patriot League Tournament game    + NCAA Tournament    Games started in **bold**

#12 • BRYSON JOHNSON • JUNIOR • GUARD • 6-2 • 194 • PICTOU, NOVA SCOTIA • ST. DAVID CATHOLIC (ONTARIO)

Sharp-shooting guard from north of the border ... backed up a solid freshman year with an all-league sophomore campaign ... was one of the top 3-point shooters in the nation in 2010-11 and is already among the top long-distance shooters in program history ... ranks sixth in Bucknell history in career 3FGs with 170 after shattering the school record with 99 a year ago ... has played primarily at the "2" guard spot ... worked extremely hard in the offseason at shooting off the dribble ... good ball-handler who sees the floor very well ... native of Nova Scotia, but played high school basketball for one of the top programs in Ontario ... the youngest in a family of athletes ... attended Bucknell's elite prospects camp in the summer of 2009 and impressed everyone with his leadership abilities ... was one of the most vocal players in the camp ... biggest adjustment to the college game has come at the defensive end, but has made big strides in that area.



**2011-12**

Led Bison with 16 pts. (4-9 3FG, 4-4 FT) and also had 5 reb. at Minnesota ... played career-high 39 min.

**2010-11**

Key member of the Bison backcourt again in 2010-11 ... earned Second Team All-Patriot League honors and was named to the Patriot League All-Tournament Team ... was one of the nation's best 3-point shooters, both in terms of volume and accuracy ... crushed the school record for 3FGs made in a season with 99, bettering the previous mark of 79 ... shot 45.6% from 3FG distance, 7th-best in Division I ... 99 total 3FGs were 18th-most in the nation and also 4th-most ever by a Patriot League player ... averaged 11.7 ppg, 2.0 rpg and 1.1 apg ... ranked second on the team in scoring ... shot 81.7% from FT line ... produced 22 double-figure scoring games, with a career high of 30 in an overtime win at Lafayette ... shot 7-10 FG, 5-7 3FG and 11-11 FT in that game ... also had a huge night at Boston College, hitting 7-12 3FG en route to 25 pts. ... hit at least one 3FG in 31 of 34 games, including 23 in a row during one stretch ... made 6-8 3FGs and scored 18 pts. at Marquette ... scored 12 pts. in 3 min. in big first-half run in win over Dartmouth ... went 5-7 3FG and scored 17 pts. in big win at Richmond ... strong game at American with 12 pts., 5 reb., 2 stl. ... hit 5 3FGs and scored 17 pts. in home win over Holy Cross ... scored 11 pts. in 1:54 and finished with 13 in home win over Lafayette ... led team with 18 pts. (4-8 3FG) in road win over Lehigh ... went 5-9 3FG in home win over Navy ... hit go-ahead 3FG with 3:29 left in home win over American ... at Holy Cross snapped 54-all tie with 3FG with 0:32 left, sending Bucknell to victory ... in Patriot League Tournament: scored 17 pts. (4-8 3FG) in win over Army; 11 pts. with 3 ast. and OTOs in semifinal win over Lehigh; and 15 pts. in championship game win vs. Lafayette ... named PL Player of Week on Feb. 21 ... led PL in 3FG% and 3FG made ... scored 11 pts. vs. UConn in NCAA Tournament ... had positive assist-to-turnover ratio for second straight year.

**2009-10**

One of the Patriot League's top freshmen, averaging 9.5 ppg, 1.8 rpg, 1.2 rpg ... played in all 31 games, starting 12 ... all of the starts came in league play ... averaged 9.4 ppg against league opponents and earned a spot on the Patriot League All-Rookie Team ... set a Bucknell freshman record by hitting 67 3FGs ... that total was tied for 7th-most in school history ... 204 3FGA were fifth-most in program history ... shot 32.9 FT%, 32.8 3FG%, 84.0 FT% ... ranked 3rd in the Patriot League in FT% and 6th in 3FG made ... in first collegiate game scored 18 pts. vs. Mercer ... that was tied for third-best freshman debut in school history ... hit 6 of first 8 3FGA in that game ... set personal best with 19 pts. in win at Wagner ... hit 3 3FGs in 90-second span to spark the victory at Wagner ... had team-high 17 pts. along with 5 reb., 2 stl. and no TOs at Notre Dame ... led team with 18 pts. (6-12 FG, 4-9 3FG) vs. Navy ... made first career start vs. American, scoring 16 pts ... hit tying 3FG with 0:30 left in regulation, then made 4 FTs in OT to ice win over Eagles ... went 12-13 from FT line and scored 14 pts. in win at American ... canned 5 3FGs in Patriot League Tournament game vs. Holy Cross ... Patriot League Rookie of the Week on Nov. 16 and Dec. 28 ... scored in double figures 17 times ... career-high 8 reb. at Lafayette ... had only 29 TOs all season.

**HIGH SCHOOL/PERSONAL**

Full name is Bryson Chase Johnson ... born June 26, 1990 in Pictou, Nova Scotia ... son of Peggy MacLean ... has two brothers, Ben and Nathan ... Ben played guard at College of St. Rose in Albany, N.Y. ... Nathan played college basketball in Canada ... mother played basketball at Dalhousie University in Halifax, Nova Scotia and coached her sons' high school basketball team in Pictou ... Bryson later attended St. David Catholic Secondary School in Waterloo, Ontario ... voted District 8 MVP as a senior captain, when he led St. David to local and regional championships ... team was ranked in top eight in Ontario among AAA-level schools ... also named First Team All-Ontario ... averaged better than 20 points and seven assists per game over final two seasons ... averaged just under four made 3-pointers per game over that span ... first team all-league pick and his school's athlete of the year in 2007-08 ... led team to the Provincial championships for the first time in 30 years as a junior, and St. David's made it to the Provincial quarterfinals in 2008-09 ... played for head coach Dave MacNeil ... also played for the Waterloo Wildhawks AAU team, helping that squad to a number of tournament titles ... named MVP of the 2008 Bill Hensley Memorial All-Star Classic in Fort Wayne, Ind., after scoring 21 points in the championship game ... also named MVP of the 2008 Niagara Can-Am Tournament and was a first team all-star in the All-Canadian Final 8 Tournament ... majoring in economics ... member of Patriot League Academic Honor Roll.

**JOHNSON'S CAREER HIGHS**

Points:	30	at Lafayette	2/16/2011
Rebounds:	8	at Lafayette	1/20/2010
Assists:	4	at Navy	2/5/2010
Steals:	3	vs. Army	3/2/2011
Blocks:	1	twice	
FG Made:	9	at Boston College	12/22/2010
FG Attempted:	14	twice	
3-pt FG Made:	7	at Boston College	12/22/2010
3-pt FG Attempted:	13	at Binghamton	12/4/2009
FT Made:	12	at American	2/11/2010
FT Attempted:	13	at American	2/11/2010

**JOHNSON'S SEASON HIGHS**

Points:	16	at Minnesota	11/11/2011
Rebounds:	5	at Minnesota	11/11/2011
Assists:	1	at Minnesota	11/11/2011
Steals:	0		
Blocks:	0		
FG Made:	4	at Minnesota	11/11/2011
FG Attempted:	10	at Minnesota	11/11/2011
3-pt FG Made:	4	at Minnesota	11/11/2011
3-pt FG Attempted:	9	at Minnesota	11/11/2011
FT Made:	4	at Minnesota	11/11/2011
FT Attempted:	4	at Minnesota	11/11/2011

**JOHNSON'S CAREER STATISTICS**

Year	G	GS	FGM	FGA	Pct.	3FGM	3FGA	Pct.	FTM	FTA	Pct.	Reb.	RPG	PF	DQ	A	TO	BK	ST	Pts.	PPG	Min.	MPG
2009-10	31	12	82	249	0.329	67	204	0.328	63	75	0.840	57	1.8	43	1	37	29	1	9	294	9.5	732	23.6
2010-11	34	34	116	256	0.453	99	217	0.456	67	82	0.817	68	2.0	46	0	39	37	1	17	398	11.7	989	29.1
2011-12	1	1	4	10	0.400	4	9	0.444	4	4	1.000	5	5.0	2	0	1	1	0	0	16	16.0	39	39.0
<b>Totals</b>	<b>66</b>	<b>47</b>	<b>202</b>	<b>515</b>	<b>0.392</b>	<b>170</b>	<b>430</b>	<b>0.395</b>	<b>134</b>	<b>161</b>	<b>0.832</b>	<b>130</b>	<b>2.0</b>	<b>91</b>	<b>1</b>	<b>77</b>	<b>67</b>	<b>2</b>	<b>26</b>	<b>708</b>	<b>10.7</b>	<b>1760</b>	<b>26.7</b>

# BRYSON JOHNSON CAREER GAME-BY-GAME

## JOHNSON'S 2011-12 GAME-BY-GAME STATISTICS

Opponent	Min.	FG-A	Pct.	3FG-A	Pct.	FT-A	Pct.	RB	PF	A	TO	B	S	PTS
<b>Minnesota</b>	<b>39</b>	<b>4-10</b>	<b>.400</b>	<b>4-9</b>	<b>.444</b>	<b>4-4</b>	<b>1.000</b>	<b>5</b>	<b>2</b>	<b>1</b>	<b>1</b>	<b>0</b>	<b>0</b>	<b>16</b>
Vanderbilt														
St. Francis														
Marist														
Princeton														
W. Alabama														
Morehead St.														
George Mason														
La Salle														
Binghamton														
Richmond														
Syracuse														
Boston U.														
Loyola														
Cornell														
Dartmouth														
Army														
Colgate														
Lafayette														
Lehigh														
Holy Cross														
American														
Navy														
Army														
Colgate														
Lafayette														
Lehigh														
Holy Cross														
American														
Navy														

\* Patriot League Game    ^ Patriot League Tournament game    Games started in **bold**

## JOHNSON'S 2010-11 GAME-BY-GAME STATISTICS

Opponent	Min.	FG-A	Pct.	3FG-A	Pct.	FT-A	Pct.	RB	PF	A	TO	B	S	PTS
<b>Villanova</b>	<b>22</b>	<b>2-6</b>	<b>.333</b>	<b>2-6</b>	<b>.333</b>	<b>0-2</b>	<b>.000</b>	<b>2</b>	<b>1</b>	<b>0</b>	<b>5</b>	<b>0</b>	<b>0</b>	<b>6</b>
<b>Marquette</b>	<b>36</b>	<b>6-9</b>	<b>.667</b>	<b>6-8</b>	<b>.750</b>	<b>0-0</b>	<b>—</b>	<b>2</b>	<b>1</b>	<b>2</b>	<b>2</b>	<b>0</b>	<b>1</b>	<b>18</b>
<b>Binghamton</b>	<b>31</b>	<b>3-8</b>	<b>.375</b>	<b>3-8</b>	<b>.375</b>	<b>1-1</b>	<b>1.000</b>	<b>0</b>	<b>1</b>	<b>3</b>	<b>2</b>	<b>0</b>	<b>1</b>	<b>10</b>
<b>St. Francis</b>	<b>24</b>	<b>0-3</b>	<b>.000</b>	<b>0-2</b>	<b>.000</b>	<b>0-2</b>	<b>.000</b>	<b>0</b>	<b>0</b>	<b>1</b>	<b>2</b>	<b>0</b>	<b>0</b>	<b>0</b>
<b>Presbyterian</b>	<b>24</b>	<b>1-4</b>	<b>.250</b>	<b>0-2</b>	<b>.000</b>	<b>0-0</b>	<b>—</b>	<b>4</b>	<b>2</b>	<b>0</b>	<b>0</b>	<b>0</b>	<b>1</b>	<b>2</b>
<b>Princeton</b>	<b>25</b>	<b>2-6</b>	<b>.333</b>	<b>2-5</b>	<b>.400</b>	<b>0-0</b>	<b>—</b>	<b>0</b>	<b>2</b>	<b>0</b>	<b>0</b>	<b>0</b>	<b>0</b>	<b>6</b>
<b>JMU</b>	<b>28</b>	<b>5-10</b>	<b>.500</b>	<b>4-9</b>	<b>.444</b>	<b>4-5</b>	<b>.800</b>	<b>1</b>	<b>2</b>	<b>1</b>	<b>3</b>	<b>0</b>	<b>0</b>	<b>18</b>
<b>Wagner</b>	<b>38</b>	<b>2-6</b>	<b>.333</b>	<b>2-5</b>	<b>.400</b>	<b>7-8</b>	<b>.875</b>	<b>1</b>	<b>3</b>	<b>1</b>	<b>1</b>	<b>0</b>	<b>0</b>	<b>13</b>
<b>Columbia</b>	<b>19</b>	<b>1-4</b>	<b>.250</b>	<b>1-3</b>	<b>.333</b>	<b>0-0</b>	<b>—</b>	<b>3</b>	<b>0</b>	<b>0</b>	<b>0</b>	<b>1</b>	<b>3</b>	<b>3</b>
<b>Boston U.</b>	<b>21</b>	<b>2-4</b>	<b>.500</b>	<b>2-4</b>	<b>.500</b>	<b>0-0</b>	<b>—</b>	<b>1</b>	<b>0</b>	<b>1</b>	<b>1</b>	<b>0</b>	<b>0</b>	<b>6</b>
<b>La Salle</b>	<b>18</b>	<b>3-8</b>	<b>.375</b>	<b>2-6</b>	<b>.333</b>	<b>0-0</b>	<b>—</b>	<b>0</b>	<b>2</b>	<b>3</b>	<b>1</b>	<b>0</b>	<b>0</b>	<b>8</b>
<b>Cornell</b>	<b>24</b>	<b>3-7</b>	<b>.429</b>	<b>3-5</b>	<b>.600</b>	<b>0-0</b>	<b>—</b>	<b>1</b>	<b>2</b>	<b>1</b>	<b>0</b>	<b>0</b>	<b>0</b>	<b>9</b>
<b>Boston Coll.</b>	<b>37</b>	<b>9-14</b>	<b>.643</b>	<b>7-12</b>	<b>.583</b>	<b>0-0</b>	<b>—</b>	<b>1</b>	<b>1</b>	<b>1</b>	<b>0</b>	<b>0</b>	<b>0</b>	<b>25</b>
<b>Loyola</b>	<b>37</b>	<b>4-8</b>	<b>.500</b>	<b>3-6</b>	<b>.500</b>	<b>2-2</b>	<b>1.000</b>	<b>5</b>	<b>2</b>	<b>1</b>	<b>2</b>	<b>0</b>	<b>0</b>	<b>13</b>
<b>Dartmouth</b>	<b>21</b>	<b>4-6</b>	<b>.667</b>	<b>3-5</b>	<b>.600</b>	<b>3-4</b>	<b>.750</b>	<b>1</b>	<b>1</b>	<b>2</b>	<b>1</b>	<b>0</b>	<b>1</b>	<b>14</b>
<b>Richmond</b>	<b>31</b>	<b>6-10</b>	<b>.600</b>	<b>5-7</b>	<b>.714</b>	<b>0-0</b>	<b>—</b>	<b>2</b>	<b>2</b>	<b>3</b>	<b>3</b>	<b>0</b>	<b>0</b>	<b>17</b>
<b>Navy*</b>	<b>33</b>	<b>1-5</b>	<b>.200</b>	<b>1-4</b>	<b>.250</b>	<b>0-0</b>	<b>—</b>	<b>3</b>	<b>0</b>	<b>0</b>	<b>1</b>	<b>0</b>	<b>1</b>	<b>3</b>
<b>American*</b>	<b>33</b>	<b>4-6</b>	<b>.667</b>	<b>1-3</b>	<b>.333</b>	<b>3-3</b>	<b>1.000</b>	<b>5</b>	<b>0</b>	<b>1</b>	<b>0</b>	<b>1</b>	<b>2</b>	<b>12</b>
<b>Holy Cross*</b>	<b>33</b>	<b>5-11</b>	<b>.455</b>	<b>5-11</b>	<b>.455</b>	<b>2-2</b>	<b>1.000</b>	<b>2</b>	<b>3</b>	<b>1</b>	<b>0</b>	<b>0</b>	<b>0</b>	<b>17</b>
<b>Lafayette*</b>	<b>27</b>	<b>4-9</b>	<b>.444</b>	<b>3-6</b>	<b>.500</b>	<b>2-4</b>	<b>.500</b>	<b>4</b>	<b>1</b>	<b>1</b>	<b>1</b>	<b>0</b>	<b>0</b>	<b>13</b>
<b>Colgate*</b>	<b>21</b>	<b>4-6</b>	<b>.667</b>	<b>4-6</b>	<b>.667</b>	<b>0-0</b>	<b>—</b>	<b>0</b>	<b>2</b>	<b>2</b>	<b>1</b>	<b>0</b>	<b>0</b>	<b>12</b>
<b>Lehigh*</b>	<b>26</b>	<b>4-9</b>	<b>.444</b>	<b>4-8</b>	<b>.500</b>	<b>6-7</b>	<b>.857</b>	<b>0</b>	<b>4</b>	<b>0</b>	<b>0</b>	<b>0</b>	<b>0</b>	<b>18</b>
<b>Army*</b>	<b>33</b>	<b>1-6</b>	<b>.167</b>	<b>1-6</b>	<b>.167</b>	<b>2-2</b>	<b>1.000</b>	<b>0</b>	<b>0</b>	<b>1</b>	<b>1</b>	<b>0</b>	<b>0</b>	<b>5</b>
<b>Navy*</b>	<b>31</b>	<b>5-9</b>	<b>.556</b>	<b>5-9</b>	<b>.556</b>	<b>3-3</b>	<b>1.000</b>	<b>4</b>	<b>1</b>	<b>2</b>	<b>1</b>	<b>0</b>	<b>0</b>	<b>18</b>
<b>American*</b>	<b>33</b>	<b>3-8</b>	<b>.375</b>	<b>3-8</b>	<b>.375</b>	<b>2-2</b>	<b>1.000</b>	<b>2</b>	<b>2</b>	<b>0</b>	<b>1</b>	<b>0</b>	<b>0</b>	<b>11</b>
<b>Holy Cross*</b>	<b>33</b>	<b>3-6</b>	<b>.500</b>	<b>3-6</b>	<b>.500</b>	<b>0-0</b>	<b>—</b>	<b>3</b>	<b>2</b>	<b>1</b>	<b>0</b>	<b>0</b>	<b>1</b>	<b>9</b>
<b>Lafayette*</b>	<b>38</b>	<b>7-10</b>	<b>.700</b>	<b>5-7</b>	<b>.714</b>	<b>11-11</b>	<b>1.000</b>	<b>2</b>	<b>0</b>	<b>1</b>	<b>1</b>	<b>0</b>	<b>0</b>	<b>30</b>
<b>Colgate*</b>	<b>31</b>	<b>4-9</b>	<b>.444</b>	<b>4-8</b>	<b>.500</b>	<b>0-0</b>	<b>—</b>	<b>1</b>	<b>1</b>	<b>0</b>	<b>1</b>	<b>0</b>	<b>0</b>	<b>12</b>
<b>Lehigh*</b>	<b>18</b>	<b>2-4</b>	<b>.500</b>	<b>0-2</b>	<b>.000</b>	<b>1-3</b>	<b>.333</b>	<b>2</b>	<b>3</b>	<b>0</b>	<b>2</b>	<b>0</b>	<b>0</b>	<b>5</b>
<b>Army*</b>	<b>30</b>	<b>3-9</b>	<b>.333</b>	<b>3-8</b>	<b>.375</b>	<b>2-3</b>	<b>.667</b>	<b>6</b>	<b>2</b>	<b>1</b>	<b>1</b>	<b>0</b>	<b>2</b>	<b>11</b>
<b>Army^</b>	<b>27</b>	<b>4-8</b>	<b>.500</b>	<b>4-8</b>	<b>.500</b>	<b>5-6</b>	<b>.833</b>	<b>3</b>	<b>0</b>	<b>1</b>	<b>1</b>	<b>0</b>	<b>3</b>	<b>17</b>
<b>Lehigh^</b>	<b>34</b>	<b>3-9</b>	<b>.333</b>	<b>3-8</b>	<b>.375</b>	<b>2-2</b>	<b>1.000</b>	<b>4</b>	<b>1</b>	<b>3</b>	<b>0</b>	<b>0</b>	<b>0</b>	<b>11</b>
<b>Lafayette^</b>	<b>38</b>	<b>3-10</b>	<b>.300</b>	<b>2-8</b>	<b>.250</b>	<b>7-8</b>	<b>.875</b>	<b>2</b>	<b>2</b>	<b>2</b>	<b>2</b>	<b>0</b>	<b>2</b>	<b>15</b>
<b>Connecticut+</b>	<b>34</b>	<b>3-9</b>	<b>.333</b>	<b>3-8</b>	<b>.375</b>	<b>2-2</b>	<b>1.000</b>	<b>1</b>	<b>0</b>	<b>2</b>	<b>0</b>	<b>0</b>	<b>1</b>	<b>11</b>


\* Patriot League Game    ^ Patriot League Tournament game    + NCAA Tournament    Games started in **bold**

## JOHNSON'S 2009-10 GAME-BY-GAME STATISTICS

Opponent	Min.	FG-A	Pct.	3FG-A	Pct.	FT-A	Pct.	RB	PF	A	TO	B	S	PTS
<b>Mercer</b>	<b>27</b>	<b>6-11</b>	<b>.545</b>	<b>6-10</b>	<b>.600</b>	<b>0-0</b>	<b>—</b>	<b>3</b>	<b>1</b>	<b>1</b>	<b>3</b>	<b>0</b>	<b>0</b>	<b>18</b>
<b>Providence</b>	<b>12</b>	<b>0-4</b>	<b>.000</b>	<b>0-4</b>	<b>.000</b>	<b>0-0</b>	<b>—</b>	<b>0</b>	<b>1</b>	<b>1</b>	<b>1</b>	<b>0</b>	<b>0</b>	<b>0</b>
<b>Bryant</b>	<b>23</b>	<b>3-10</b>	<b>.300</b>	<b>3-8</b>	<b>.375</b>	<b>2-4</b>	<b>.500</b>	<b>5</b>	<b>0</b>	<b>0</b>	<b>0</b>	<b>0</b>	<b>1</b>	<b>11</b>
<b>Delaware</b>	<b>17</b>	<b>2-2</b>	<b>1.000</b>	<b>2-2</b>	<b>1.000</b>	<b>6-6</b>	<b>1.000</b>	<b>0</b>	<b>1</b>	<b>1</b>	<b>1</b>	<b>0</b>	<b>0</b>	<b>12</b>
<b>St. Francis</b>	<b>18</b>	<b>3-9</b>	<b>.333</b>	<b>1-7</b>	<b>.143</b>	<b>0-0</b>	<b>—</b>	<b>0</b>	<b>1</b>	<b>0</b>	<b>0</b>	<b>0</b>	<b>0</b>	<b>7</b>
<b>Columbia</b>	<b>13</b>	<b>1-4</b>	<b>.250</b>	<b>0-2</b>	<b>.000</b>	<b>0-0</b>	<b>—</b>	<b>1</b>	<b>0</b>	<b>1</b>	<b>1</b>	<b>0</b>	<b>0</b>	<b>2</b>
<b>Wagner</b>	<b>27</b>	<b>4-10</b>	<b>.400</b>	<b>3-7</b>	<b>.429</b>	<b>8-8</b>	<b>1.000</b>	<b>2</b>	<b>0</b>	<b>3</b>	<b>1</b>	<b>0</b>	<b>1</b>	<b>19</b>
<b>Cornell</b>	<b>22</b>	<b>4-11</b>	<b>.364</b>	<b>4-9</b>	<b>.444</b>	<b>0-1</b>	<b>.000</b>	<b>0</b>	<b>3</b>	<b>1</b>	<b>1</b>	<b>0</b>	<b>1</b>	<b>12</b>
<b>Binghamton</b>	<b>23</b>	<b>3-14</b>	<b>.214</b>	<b>3-13</b>	<b>.231</b>	<b>0-0</b>	<b>—</b>	<b>0</b>	<b>5</b>	<b>3</b>	<b>1</b>	<b>0</b>	<b>1</b>	<b>9</b>
<b>Boston U.</b>	<b>13</b>	<b>0-6</b>	<b>.000</b>	<b>0-6</b>	<b>.000</b>	<b>0-0</b>	<b>—</b>	<b>2</b>	<b>0</b>	<b>1</b>	<b>0</b>	<b>0</b>	<b>0</b>	<b>0</b>
<b>La Salle</b>	<b>26</b>	<b>4-8</b>	<b>.500</b>	<b>4-8</b>	<b>.500</b>	<b>0-0</b>	<b>—</b>	<b>2</b>	<b>3</b>	<b>1</b>	<b>2</b>	<b>0</b>	<b>0</b>	<b>12</b>
<b>Notre Dame</b>	<b>22</b>	<b>4-9</b>	<b>.444</b>	<b>3-8</b>	<b>.375</b>	<b>6-6</b>	<b>1.000</b>	<b>5</b>	<b>1</b>	<b>1</b>	<b>0</b>	<b>0</b>	<b>2</b>	<b>17</b>
<b>Loyola</b>	<b>26</b>	<b>2-6</b>	<b>.333</b>	<b>2-5</b>	<b>.400</b>	<b>0-0</b>	<b>—</b>	<b>1</b>	<b>3</b>	<b>2</b>	<b>2</b>	<b>0</b>	<b>0</b>	<b>6</b>
<b>Marist</b>	<b>34</b>	<b>2-6</b>	<b>.333</b>	<b>2-6</b>	<b>.333</b>	<b>5-5</b>	<b>1.000</b>	<b>2</b>	<b>1</b>	<b>1</b>	<b>1</b>	<b>0</b>	<b>0</b>	<b>11</b>
<b>Richmond</b>	<b>17</b>	<b>4-9</b>	<b>.444</b>	<b>3-7</b>	<b>.429</b>	<b>0-1</b>	<b>.000</b>	<b>0</b>	<b>4</b>	<b>0</b>	<b>3</b>	<b>0</b>	<b>1</b>	<b>11</b>
<b>Dartmouth</b>	<b>12</b>	<b>0-4</b>	<b>.000</b>	<b>0-3</b>	<b>.000</b>	<b>0-0</b>	<b>—</b>	<b>0</b>	<b>0</b>	<b>1</b>	<b>0</b>	<b>0</b>	<b>0</b>	<b>0</b>

**#3 • STEVEN KASPAR • FRESHMAN • GUARD • 6-2 • 181 • LAKELAND, TENN. • EVANGELICAL CHRISTIAN**

Promising point guard who has been impressive in the preseason workouts ... one of the candidates to take over some of the minutes available after the graduation of First Team All-Patriot League point guard Darryl Shazier ... creative player with a good feel for the game ... has excellent size and vision for a point guard.



**2011-12**

Made collegiate debut on opening night at Minnesota, playing 3 min. off bench at point guard.

**HIGH SCHOOL/PERSONAL**

Full name is Steven Ronald Kaspar ... born Nov. 12, 1992 in Memphis, Tenn. ... parents are Mike and Debbie Kaspar ... has two brothers, Kevin and Jason ... four-year varsity letterman at Evangelical Christian School in Memphis ... was a McDonald's All-America nominee and finalist for Mr. Basketball in the state of Tennessee ... as a senior led his team to a Class 2-A state championship and was named tournament MVP after scoring 31 points in the semifinals and 20 in the championship game ... averaged 15.7 points, 4.0 assists and 4.3 steals per game and shot just under 50% from the field in 2010-11 ... registered game highs of 34 points, nine assists and eight steals ... first team all-region selection ... as a junior averaged 14 points, 4 assists and 4 steals per game ... undeclared engineering major.

**KASPAR'S CAREER HIGHS**

Points:	0
Rebounds:	0
Assists:	0
Steals:	0
Blocks:	0
FG Made:	0
FG Attempted:	0
3-pt FG Made:	0
3-pt FG Attempted:	0
FT Made:	0
FT Attempted:	0

**KASPAR'S SEASON HIGHS**

Points:	0
Rebounds:	0
Assists:	0
Steals:	0
Blocks:	0
FG Made:	0
FG Attempted:	0
3-pt FG Made:	0
3-pt FG Attempted:	0
FT Made:	0
FT Attempted:	0

**KASPAR'S CAREER STATISTICS**

Year	G	GS	FGM	FGA	Pct.	3FGM	3FGA	Pct.	FTM	FTA	Pct.	Reb.	RPG	PF	DQ	A	TO	BK	ST	Pts.	PPG	Min.	MPG
2011-12	1	0	0	0	0.000	0	0	0.000	0	0	0.000	0	0.0	0	0	0	1	0	0	0	0.0	3	3.0
<b>Totals</b>	<b>1</b>	<b>0</b>	<b>0</b>	<b>0</b>	<b>0.000</b>	<b>0</b>	<b>0</b>	<b>0.000</b>	<b>0</b>	<b>0</b>	<b>0.000</b>	<b>0</b>	<b>0.0</b>	<b>0</b>	<b>0</b>	<b>0</b>	<b>1</b>	<b>0</b>	<b>0</b>	<b>0</b>	<b>0.0</b>	<b>3</b>	<b>3.0</b>

# STEVEN KASPAR CAREER GAME-BY-GAME


## KASPAR'S 2011-12 GAME-BY-GAME STATISTICS

Opponent	Min.	FG-A	Pct.	3FG-A	Pct.	FT-A	Pct.	RB	PF	A	TO	B	S	PTS
Minnesota	3	0-0	—	0-0	—	0-0	—	0	0	0	1	0	0	0
Vanderbilt														
St. Francis														
Marist														
Princeton														
W. Alabama														
Morehead St.														
George Mason														
La Salle														
Binghamton														
Richmond														
Syracuse														
Boston U.														
Loyola														
Cornell														
Dartmouth														
Army														
Colgate														
Lafayette														
Lehigh														
Holy Cross														
American														
Navy														
Army														
Colgate														
Lafayette														
Lehigh														
Holy Cross														
American														
Navy														

\* Patriot League Game   ^ Patriot League Tournament game   Games started in **bold**

**#5 • COLIN KLEBON • JUNIOR • FORWARD • 6-8 • 233 • SHAMOKIN, PA. • SOUTHERN COLUMBIA**

Strong, physical forward who will again be battling for minutes in the frontcourt rotation ... got off to a strong start last season but was slowed by injury later in the year ... expected to be healthy again after offseason surgery ... has needed some time to adjust to the college game, but has earned playing time in each of his first two seasons ... athletic player with good versatility ... excellent rebounder ... has shown the ability to shoot from the outside, drive the ball to the basket and score inside ... if he can take the next step in his game would be a huge boost to the Bison frontcourt ... good student who is majoring in civil engineering at Bucknell ... local product from nearby Shamokin, Pa. ... one of the top boys' basketball players ever to come out of the Coal Region.



**2010-11**

Played in 29 games, all as a reserve ... averaged 7.1 min. per game and totaled 52 pts., 39 reb. ... shot 46.7% for the season ... played double-digit minutes 9 times, with a high of 19 vs. Presbyterian ... scored season-high 8 pts. on 4-6 FG shooting vs. Princeton ... scored 19 pts. in 3 CBE Classic games at James Madison ... went 3-3 FG and had 6 pts., 4 reb. vs. Binghamton ... scored 2 pts. in NCAA Tournament game vs. UConn.

**2009-10**

Saw action in 16 games as a reserve forward and was productive in limited minutes ... totaled 25 pts., 19 reb. in 84 min. ... scored season-high 11 pts. (5-8 FG) in 18 min. at La Salle ... had 6 pts., 5 reb. in 17 min. vs. Cornell ... collected 4 reb. and 1 blk. at Notre Dame ... made 9-28 (.321) FG, 7-11 (.636) FT.

**HIGH SCHOOL/PERSONAL**

Full name is Colin Daniel Klebon ... born Feb. 13, 1990 in Bloomsburg, Pa. ... son of Dan and Cyndi Klebon ... uncle, Joe Klebon, has won more than 500 games as head coach at Shamokin High School ... four-year letterman in both baseball and basketball at Southern Columbia Area High School ... in hoops was a three-time all-state and four-time all-league selection ... first team all-state as a senior ... Central Susquehanna Conference Most Valuable Player ... named Player of the Year by The Daily Item, the Shamokin News-Item and the Bloomsburg Press Enterprise ... three-year team captain under coach Curt Stellfox ... as a senior recorded an area-best 633 points (25.3 ppg), 324 rebounds (13.0 rpg), 73 assists and 64 blocks ... had 19 double-doubles, shot 56 percent from the floor and 84 percent at the free throw line ... as a junior had a 41-point game in a win over Bloomsburg and averaged 25.9 points and 12.4 rebounds per game ... as a sophomore, led Southern Columbia to the District 4 Class AA championship ... as a freshman in 2005-06, was the co-MVP on a 22-8 team and set school freshman records for games, starts, points, rebounds, blocked shots and double-doubles ... graduated as Southern's all-time leading scorer with 2,230 career points (21.8 ppg) ... had 80 career double-doubles and two triple-doubles ... also graduated with a school-record 1,301 rebounds, 235 assists and 251 blocks ... career 57% shooter ... in four career state playoff games, averaged 23 points and 14 rebounds ... also a three-time all-league pick in baseball ... major is civil engineering.

**KLEBON'S CAREER HIGHS**

Points:	11	at La Salle	12/19/2009
Rebounds:	5	vs. Cornell	12/2/2009
Assists:	1	nine times	
Steals:	1	six times	
Blocks:	1	twice	
FG Made:	5	at La Salle	12/19/2009
FG Attempted:	9	at Notre Dame	12/22/2009
3-pt FG Made:	0		
3-pt FG Attempted:	0		
FT Made:	4	twice	
FT Attempted:	6	twice	

**KLEBON'S SEASON HIGHS**

Points:	0
Rebounds:	0
Assists:	0
Steals:	0
Blocks:	0
FG Made:	0
FG Attempted:	0
3-pt FG Made:	0
3-pt FG Attempted:	0
FT Made:	0
FT Attempted:	0

**KLEBON'S CAREER STATISTICS**

Year	G	GS	FGM	FGA	Pct.	3FGM	3FGA	Pct.	FTM	FTA	Pct.	Reb.	RPG	PF	DQ	A	TO	BK	ST	Pts.	PPG	Min.	MPG
2009-10	16	0	9	28	0.321	0	0	0.000	7	11	0.636	19	1.2	10	0	4	3	1	4	25	1.6	84	5.3
2010-11	29	0	21	45	0.467	0	0	0.000	10	17	0.588	39	1.3	36	0	5	15	1	2	52	1.8	207	7.1
2011-12	0																						
<b>Totals</b>	<b>45</b>	<b>0</b>	<b>30</b>	<b>73</b>	<b>0.411</b>	<b>0</b>	<b>0</b>	<b>0.000</b>	<b>17</b>	<b>28</b>	<b>0.607</b>	<b>58</b>	<b>1.3</b>	<b>46</b>	<b>0</b>	<b>9</b>	<b>18</b>	<b>2</b>	<b>6</b>	<b>77</b>	<b>1.7</b>	<b>291</b>	<b>6.5</b>

# COLIN KLEBON CAREER GAME-BY-GAME

## KLEBON'S 2011-12 GAME-BY-GAME STATISTICS

Opponent	Min.	FG-A	Pct.	3FG-A	Pct.	FT-A	Pct.	RB	PF	A	TO	B	S	PTS
Minnesota		DNP												
Vanderbilt														
St. Francis														
Marist														
Princeton														
W. Alabama														
Morehead St.														
George Mason														
La Salle														
Binghamton														
Richmond														
Syracuse														
Boston U.														
Loyola														
Cornell														
Dartmouth														
Army														
Colgate														
Lafayette														
Lehigh														
Holy Cross														
American														
Navy														
Army														
Colgate														
Lafayette														
Lehigh														
Holy Cross														
American														
Navy														

\* Patriot League Game ^ Patriot League Tournament game Games started in **bold**

## KLEBON'S 2010-11 GAME-BY-GAME STATISTICS

Opponent	Min.	FG-A	Pct.	3FG-A	Pct.	FT-A	Pct.	RB	PF	A	TO	B	S	PTS
Villanova	6	1-1	1.000	0-0	—	0-0	—	0	2	0	0	0	0	2
Marquette	12	1-3	.333	0-0	—	0-0	—	2	0	0	0	0	0	2
Binghamton	13	3-3	1.000	0-0	—	0-0	—	4	2	0	1	0	0	6
St. Francis	7	0-2	.000	0-0	—	0-0	—	2	1	0	1	0	0	0
Presbyterian	19	3-6	.500	0-0	—	1-1	1.000	3	3	0	1	0	0	7
Princeton	12	4-6	.667	0-0	—	0-0	—	1	2	1	1	0	0	8
JMU	13	2-2	1.000	0-0	—	0-0	—	2	3	1	1	0	0	4
Wagner	7	0-1	.000	0-0	—	0-1	.000	0	0	0	0	0	0	0
Columbia	6	1-2	.500	0-0	—	0-0	—	1	0	0	0	0	0	2
Boston U.	2	0-0	—	0-0	—	0-0	—	2	0	0	0	0	0	0
La Salle	11	0-2	.000	0-0	—	0-0	—	4	1	0	3	0	1	0
Cornell	1	0-0	—	0-0	—	0-0	—	0	1	0	0	0	0	0
Boston Coll.	7	0-0	—	0-0	—	0-0	—	1	0	1	0	0	0	0
Loyola	11	1-3	.333	0-0	—	0-0	—	1	0	0	2	1	0	2
Dartmouth	14	1-2	.500	0-0	—	2-3	.667	4	4	0	2	0	0	4
Richmond	6	0-0	—	0-0	—	0-0	—	2	1	0	0	0	0	0
Navy*	4	0-1	.000	0-0	—	0-0	—	1	1	0	0	0	0	0
American*	7	1-2	.500	0-0	—	1-2	.500	0	3	0	0	0	0	3
Holy Cross*	4	0-0	—	0-0	—	0-0	—	0	0	1	0	0	0	0
Lafayette*	8	1-3	.333	0-0	—	0-2	.000	3	4	1	0	0	0	2
Colgate*	13	0-1	.000	0-0	—	4-6	.667	3	2	0	1	0	0	4
Lehigh*	7	0-2	.000	0-0	—	2-2	1.000	0	2	0	0	0	0	2
Army*	5	0-0	—	0-0	—	0-0	—	1	0	0	1	0	0	0
Navy*	4	0-1	.000	0-0	—	0-0	—	0	1	0	0	0	0	0
American*			DNP											
Holy Cross*			DNP											
Lafayette*			DNP											
Colgate*			DNP											
Lehigh*	2	1-1	1.000	0-0	—	0-0	—	0	0	0	0	0	0	2
Army*	1	0-0	—	0-0	—	0-0	—	1	0	0	1	0	1	0
Army^	3	0-0	—	0-0	—	0-0	—	0	1	0	0	0	0	0
Lehigh^			DNP											
Lafayette^	1	0-0	—	0-0	—	0-0	—	0	0	0	0	0	0	0
Connecticut+	2	1-1	1.000	0-0	—	0-0	—	1	0	0	0	0	0	2

\* Patriot League Game ^ Patriot League Tournament game + NCAA Tournament Games started in **bold**


## KLEBON'S 2009-10 GAME-BY-GAME STATISTICS

Opponent	Min.	FG-A	Pct.	3FG-A	Pct.	FT-A	Pct.	RB	PF	A	TO	B	S	PTS
Mercer		DNP												
Providence		DNP												
Bryant	1	0-0	—	0-0	—	0-0	—	0	1	0	1	0	0	0
Delaware		DNP												
St. Francis		DNP												
Columbia		DNP												
Wagner	8	1-4	.250	0-0	—	0-0	—	2	2	1	0	0	0	2
Cornell	17	1-3	.333	0-0	—	4-6	.667	5	3	1	1	0	1	6
Binghamton	7	1-1	1.000	0-0	—	0-0	—	0	0	0	0	0	0	2
Boston U.	2	0-0	—	0-0	—	0-0	—	0	0	0	0	0	0	0
La Salle	18	5-8	.625	0-0	—	1-1	1.000	3	0	1	0	0	0	11
Notre Dame	13	0-9	.000	0-0	—	1-2	.500	4	1	1	0	1	1	1
Loyola	4	0-2	.000	0-0	—	0-0	—	1	0	0	0	0	1	0
Marist	2	0-0	—	0-0	—	1-2	.500	0	0	0	0	0	0	1
Richmond	4	0-0	—	0-0	—	0-0	—	1	1	0	1	0	0	0
Dartmouth	1	0-0	—	0-0	—	0-0	—	0	0	0	0	0	0	0
Navy*			DNP											
American*			DNP											
Holy Cross*			DNP											
Lafayette*	4	0-0	—	0-0	—	0-0	—	1	2	0	0	0	0	0
Colgate*			DNP											
Lehigh*			DNP											
Army*			DNP											
Navy*			DNP											
American*	0+	0-0	—	0-0	—	0-0	—	0	0	0	0	0	0	0
Holy Cross*			DNP											
Lafayette*	1	0-0	—	0-0	—	0-0	—	0	0	0	0	0	0	0
Colgate*	0+	0-0	—	0-0	—	0-0	—	0	0	0	0	0	0	0
Lehigh*	2	1-1	1.000	0-0	—	0-0	—	2	0	0	0	0	1	2
Army*			DNP											
Holy Cross^			DNP											

\* Patriot League Game ^ Patriot League Tournament game Games started in **bold**

**#1 • PROBESE LEO • SENIOR • FORWARD/CENTER • 6-9 • 230 • NASSAU, BAHAMAS • ST. PIUS X (TEXAS)**

Long, lean post player who has made strides in his game over the last three seasons ... came to Bucknell with only two years of organized basketball under his belt ... native of The Bahamas who went to Houston, Texas to play high school basketball at St. Pius X ... spent time working with former NBA star Hakeem Olajuwon ... has showed signs of being a strong shot blocker and rebounder ... brought a thirst for knowledge to Bucknell, and has been a member of the Dean's List and Patriot League Academic Honor Roll.



**2010-11**

Played in 14 games off the bench, totaling 4 pts., 6 reb. in 26 min. ... made 2 of 4 shots from the field ... scored the final points in Bucknell's Patriot League Championship victory over Lafayette ... also scored against Binghamton ... blocked a shot against Dartmouth.

**2009-10**

Got into five games, totaling 6 min. of action ... blocked 2 shots, against Wagner and Lafayette ... lone FGA came at Notre Dame.

**2008-09**

Saw limited action as a freshman, appearing in 14 games off the bench ... totaled 4 pts., 13 reb., 4 blk. in 59 min. ... hit jumper for first collegiate bucket on opening night at Maryland ... also scored against Delaware ... season-high 3 reb. vs. Wake Forest and Lehigh ... season-high 11 min. at Wake Forest.

**HIGH SCHOOL/PERSONAL**

Probesse A. Leo ... son of Antoine and Marcelle Leo ... born Nov. 9, 1988 in Nassau ... has two sisters, Christine and Sharlene, and a brother, Garnel ... 2008 graduate of St. Pius X High School in Houston, where he played for coach Laurence Woods ... team was highly ranked in the Houston area and was a borderline national top-25 program ... was having a productive senior season until it was cut short by a foot injury ... as a junior — his first year playing American basketball — was a starter on a team that won the private school state championship ... played with the Houston Hoopstars AAU team ... part of the Frank Rutherford Foundation program ... Rutherford, a native Bahamian and former Olympic athlete, helps train top college-bound Bahamian athletes in the United States ... majoring in economics ... named to Dean's List and Patriot League Academic Honor Roll in 2010.

**LEO'S CAREER HIGHS**

Points:	2	four times	
Rebounds:	3	twice	
Assists:	1	at Marist	12/28/2008
Steals:	1	three times	
Blocks:	2	vs. Lehigh	2/25/2009
FG Made:	1	four times	
FG Attempted:	1	11 times	
3-pt FG Made:	0		
3-pt FG Attempted:	0		
FT Made:	0		
FT Attempted:	2	at Holy Cross	3/4/2009

**LEO'S SEASON HIGHS**

Points:	0
Rebounds:	0
Assists:	0
Steals:	0
Blocks:	0
FG Made:	0
FG Attempted:	0
3-pt FG Made:	0
3-pt FG Attempted:	0
FT Made:	0
FT Attempted:	0

**LEO'S CAREER STATISTICS**

Year	G	GS	FGM	FGA	Pct.	3FGM	3FGA	Pct.	FTM	FTA	Pct.	Reb.	RPG	PF	DQ	A	TO	BK	ST	Pts.	PPG	Min.	MPG
2008-09	14	0	2	6	0.333	0	0	0.000	0	2	0.000	13	0.9	16	0	1	1	4	2	4	0.3	59	4.2
2009-10	5	0	0	1	0.000	0	0	0.000	0	0	0.000	0	0.0	1	0	0	0	2	0	0	0.0	6	1.2
2010-11	14	0	2	4	0.500	0	0	0.000	0	2	0.000	6	0.4	3	0	0	3	1	1	4	0.3	26	1.9
2011-12	0																						
<b>Totals</b>	<b>33</b>	<b>0</b>	<b>4</b>	<b>11</b>	<b>0.364</b>	<b>0</b>	<b>0</b>	<b>0.000</b>	<b>0</b>	<b>4</b>	<b>0.000</b>	<b>19</b>	<b>0.6</b>	<b>20</b>	<b>0</b>	<b>1</b>	<b>4</b>	<b>7</b>	<b>3</b>	<b>8</b>	<b>0.2</b>	<b>91</b>	<b>2.8</b>

# PROBESE LEO CAREER GAME-BY-GAME

## LEO'S 2011-12 GAME-BY-GAME STATISTICS

Opponent	Min.	FG-A	Pct.	3FG-A	Pct.	FT-A	Pct.	RB	PF	A	TO	B	S	PTS
Minnesota		DNP												
Vanderbilt														
St. Francis														
Marist														
Princeton														
W. Alabama														
Morehead St.														
George Mason														
La Salle														
Binghamton														
Richmond														
Syracuse														
Boston U.														
Loyola														
Cornell														
Dartmouth														
Army														
Colgate														
Lafayette														
Lehigh														
Holy Cross														
American														
Navy														
Army														
Colgate														
Lafayette														
Lehigh														
Holy Cross														
American														
Navy														

\* Patriot League Game ^ Patriot League Tournament game Games started in **bold**

## LEO'S 2010-11 GAME-BY-GAME STATISTICS

Opponent	Min.	FG-A	Pct.	3FG-A	Pct.	FT-A	Pct.	RB	PF	A	TO	B	S	PTS
Villanova	1	0-0	—	0-0	—	0-0	—	0	0	0	0	0	0	0
Marquette														
Binghamton	3	1-1	1.000	0-0	—	0-0	—	1	0	0	1	0	0	2
St. Francis														
Presbyterian	3	0-1	.000	0-0	—	0-0	—	1	0	0	0	0	0	0
Princeton														
JMU														
Wagner														
Columbia														
Boston U.														
La Salle														
Cornell														
Boston Coll.														
Loyola	0+	0-0	—	0-0	—	0-0	—	0	0	0	0	0	0	0
Dartmouth	3	0-1	.000	0-0	—	0-0	—	0	0	0	0	1	0	0
Richmond														
Navy*														
American*	2	0-0	—	0-0	—	0-0	—	0	0	0	0	0	0	0
Holy Cross*														
Lafayette*	2	0-0	—	0-0	—	0-2	.000	1	0	0	0	0	0	0
Colgate*	4	0-0	—	0-0	—	0-0	—	1	1	0	1	0	1	0
Lehigh*														
Army*														
Navy*	3	0-0	—	0-0	—	0-0	—	0	1	0	1	0	0	0
American*														
Holy Cross*														
Lafayette*														
Colgate*														
Lehigh*	1	0-0	—	0-0	—	0-0	—	1	1	0	0	0	0	0
Army*	1	0-0	—	0-0	—	0-0	—	0	0	0	0	0	0	0
Army^	2	0-0	—	0-0	—	0-0	—	0	0	0	0	0	0	0
Lehigh^														
Lafayette^	1	1-1	1.000	0-0	—	0-0	—	1	0	0	0	0	0	2

\* Patriot League Game ^ Patriot League Tournament game Games started in **bold**

## LEO'S 2009-10 GAME-BY-GAME STATISTICS

Opponent	Min.	FG-A	Pct.	3FG-A	Pct.	FT-A	Pct.	RB	PF	A	TO	B	S	PTS
Mercer		DNP												
Providence														
Bryant														
Delaware														
St. Francis														
Columbia														
Wagner	2	0-0	—	0-0	—	0-0	—	0	0	0	0	1	0	0
Cornell														
Binghamton														
Boston U.														
La Salle														
Notre Dame	1	0-1	.000	0-0	—	0-0	—	0	0	0	0	0	0	0
Loyola														
Marist														
Richmond														
Dartmouth														
Navy*														
American*														
Holy Cross*														
Lafayette*														
Colgate*														
Lehigh*														
Army*														
Navy*														
American*	0+	0-0	—	0-0	—	0-0	—	0	1	0	0	0	0	0
Holy Cross*														
Lafayette*	1	0-0	—	0-0	—	0-0	—	0	0	0	0	1	0	0
Colgate*														
Lehigh*	2	0-0	—	0-0	—	0-0	—	0	0	0	0	0	0	0
Army*														
Holy Cross^														

\* Patriot League Game ^ Patriot League Tournament game Games started in **bold**


## LEO'S 2008-09 GAME-BY-GAME STATISTICS

Opponent	Min.	FG-A	Pct.	3FG-A	Pct.	FT-A	Pct.	RB	PF	A	TO	B	S	PTS
at Maryland	4	1-1	1.000	0-0	—	0-0	—	1	2	0	0	1	0	2
Boston U														
St. Francis														
Old Dominion	3	0-0	—	0-0	—	0-0	—	0	3	0	0	0	0	0
Wagner														
La Salle														
Wake Forest	11	0-1	.000	0-0	—	0-0	—	3	3	0	1	0	1	0
Binghamton														
Drexel														
Richmond	1	0-0	—	0-0	—	0-0	—	0	0	0	0	0	0	0
Marist	3	0-0	—	0-0	—	0-0	—	1	0	1	0	0	0	0
St. Bona														
Ohio	1	0-0	—	0-0	—	0-0	—	0	0	0	0	0	0	0
Cornell														
Navy*														
American*														
Holy Cross*														
Lafayette*														
Colgate*														
Lehigh*														
Army*	4	0-0	—	0-0	—	0-0	—	1	0	0	0	0	0	0
Colgate*														
Navy*														
American*	10	0-1	.000	0-0	—	0-0	—	0	1	0	0	1	1	0
Holy Cross*	4	0-1	.000	0-0	—	0-0	—	2	2	0	0	0	0	0
Lafayette*	2	0-0	—	0-0	—	0-0	—	0	0	0	0	0	0	0
Delaware	3	1-1	1.000	0-0	—	0-0	—	1	1	0	0	0	0	2
Lehigh*	6	0-0	—	0-0	—	0-0	—	3	3	0	0	2	0	0
Army*	3	0-1	.000	0-0	—	0-0	—	1	1	0	0	0	0	0
Holy Cross^	4	0-0	—	0-0	—	0-2	.000	0	0	0	0	0	0	0

\* Patriot League Game ^ Patriot League Tournament game Games started in **bold**

#31 • MIKE MUSCALA • JUNIOR • CENTER • 6-11 • 234 • ROSEVILLE, MINN. • ROSEVILLE

Lean, athletic big man who has quickly made a major impact at Bucknell and helped elevate the program back to a championship level ... was the Patriot League Player of the Year on the championship team in 2010-11 ... named to 2011-12 Preseason All-Patriot League Team ... offensively, can score from anywhere on the floor ... good finisher inside with both hands and has worked hard on his back-to-the basket post moves ... has an excellent outside shooting touch, with range extending out to the 3-point arc ... very nimble for a 6'11" athlete and can also put the ball on the floor ... excellent passing skills ... on defense, has been the Patriot League's top shot-blocker in each of his two seasons ... after only two seasons already ranks third on the school's career blocks list with 132 ... has rebounded adequately, and is working hard on that aspect of his game ... has also excelled academically and has earned a number of honors for his classroom work.



**2011-12**

Prior to season named to Preseason All-Patriot League Team and Lou Henson Preseason All-America Team ... named one of 15 "Under the Radar" players by CBSports.com ... returned to hometown for season opener at Minnesota ... struggled a bit offensively (2-10 FG) but made 8-10 FT and finished with 12 pts., 11 reb.

**2010-11**

Made a huge leap as a sophomore, becoming one of the top Mid-Major big men while earning Patriot League Player of the Year honors ... became only the third sophomore to earn PL Player of the Year award ... later became an AP Honorable Mention All-American and NABC First Team All-District 13 ... earned First Team All-Patriot League honors ... was also named Patriot League Tournament MVP after leading the Bison to their first championship since 2006 ... earned Benton A. Kribbs Award as team MVP ... paced the Bison in scoring (14.9), rebounding (7.3), FG% (.517) and blocked shots (67) ... led the Patriot League in blocks and ranked 3rd in FG%, 4th in rebounding and 7th in scoring ... his 67 blocks were 3rd-most in a season by any Bucknell player ... became just the 13th player in program history and the first since J.R. Holden in 1997-98 to record 500 points in a season (he finished with 507) ... started all 34 games at center and averaged 27.8 minutes per game ... shot 81.6% from the FT line ... scored in double-figures 27 times and hit the 20-pt. mark 9 times ... recorded 5 double-doubles ... became a YouTube sensation after hitting a buzzer-beater at Richmond on a "Christian Laettner Play" ... also hit a long jumper in the final seconds to beat Holy Cross at Sojka Pavilion ... named to All-Tournament Team at CBE Classic at James Madison ... averaged 13.0 ppg at JMU, including 21 pts. vs. the Dukes ... also topped 20-pt. barrier in non-league play with 22 at Saint Francis (Pa.), 22 vs. Wagner, 21 at La Salle and 20 at Cornell ... in La Salle win also had career-high 5 asst. along with 6 reb., 2 blk., 2 stl. ... held without a FG at Loyola, but had 10 reb. and went 7-8 FT ... enjoyed career night at American, logging 33 pts. (11-17 FG, 2-2 3FG, 9-10 FT), 10 reb., 5 blk. ... followed that up with 23 pts. and career-high 13 reb. vs. Holy Cross, including the game-winning jumper with 1.4 seconds left in 74-72 win ... named Oscar Robertson National Player of Week and PL Player of Week following the American/Holy Cross games ... tied school record with 8 blk. in win at Lehigh ... 4th 8-blk. game in school history ... also had 15 pts., 9 reb. at Lehigh ... went 10-15 FG and had 20 pts., 9 reb., 3 asst., 3 blk. at Army ... had 11 pts. and career-high 17 reb. and 5 asst. in home win over Navy ... in home win over American had 21 pts., 10 reb. ... clinched 60-56 road win at Holy Cross with 3-pt. play with 0:12 left ... tallied 11 pts., 10 reb., 6 blk. in home win over Army ... in Patriot League Tournament win over Army had 11 pts., 7 reb., 7 blk. ... had a double-double with 17 pts., 10 reb. in semifinal win over Lehigh ... hit 2 clinching FTs with 0:08 left in that win ... in PL championship game had 18 pts. (7-9 FG, 1-1 3FG, 3-4 FT) en route to tourney MVP honors ... scored 14 pts. in NCAA Tournament game vs. UConn ... off the court, earned Capital One Academic All-District honors and was a member of the Academic All-Patriot League Team.

**2009-10**

One of the Patriot League's top newcomers ... named to the Patriot League All-Rookie Team and All-Patriot League Second Team ... became just the fourth freshman in league history to make one of the all-league teams ... averaged 9.9 ppg, 4.9 rpg and 2.2 bpg ... his 65 blocked shots led the Patriot League and set a Bucknell freshman record ... that was the third-highest total in school history, trailing only Mike Butts' 100 in 1988-89 and 91 in 1987-88 ... shot 46.2 FG%, 30.0 3FG% and 80.6 FT% ... ranked 22nd in Patriot League in scoring, 16th in rebounding ... 10th in FG% ... would have ranked 6th in FT%, but just missed the minimum attempts to qualify ... averaged a team-high 13.1 ppg in league play ... shot 50.7 FG% and 86.8 FT% against league foes ... scored in double figures 16 times, including 9 of last 12 games of season ... breakout game came against eventual Sweet 16 team Cornell, when he logged 20 pts. (9-11 FG), 7 reb., 4 blk., in 30 min. of action ... had been averaging 3.7 ppg in 7 games prior to Cornell, then averaged 11.7 ppg from that night forward ... had pair of double-doubles, including a 23-pt., 11-reb. effort in home win over Lafayette ... scoring and rebounding totals were both career highs ... made first career start Dec. 30 vs. Marist, and had team-high 18 pts. (5-11 FG, 2-2 3FG, 6-6 FT) and hit big game-tying 3FG in OT ... had huge night vs. Navy, with 16 pts. (6-9 FG), 8 reb., 7 blk. ... block total was one shy of school record ... missed game at Lafayette due to ankle injury, then returned from 1-game absence to score 16 pts., including last 4 of the game, in 62-61 win at Colgate ... had multiple blocks in 19 games ... PL Rookie of Week on Dec. 7 and Dec. 21.

**HIGH SCHOOL/PERSONAL**

Full name is Michael Peter Muscala ... born July 1, 1991 in St. Louis Park, Minn. ... parents are Bob Muscala and Mary and Thomas Maida ... has a sister, Madeline Maida ... three-year letterman and two-year captain of the Roseville Area High School basketball team ... first junior captain in program history ... two-time all-conference selection ... third team all-metro as a senior ... finalist for Minnesota Mr. Basketball honors ... academic all-state selection ... as a senior averaged 23.8 points, 14.8 rebounds and 4.4 blocks per game ... broke game, season and career school records for points, rebounds and blocks ... finished with 1,228 points, 747 rebounds, 172 blocks ... had 36 points and 24 rebounds — both school records — against Mounds View in 2008-09 ... ranked No. 11 on list of top Minnesota seniors by MinnesotaPreps.com ... played for coach Bartt Pierce ... selected to play in a high school all-star series following his senior season, then played in the Howard Pulley Pro City League against a number of Division I players ... played AAU ball for the Minnesota RoadRunners ... majoring in management ... named to Patriot League Academic Honor Roll as a freshman ... Capital One Academic All-District Team and Patriot League All-Academic Team as a sophomore.

**MUSCALA'S CAREER HIGHS**

Points:	33	at American	1/12/2011
Rebounds:	17	vs. Navy	2/5/2011
Assists:	5	twice	
Steals:	2	four times	
Blocks:	8	at Lehigh	1/26/11
FG Made:	11	at American	1/12/2011
FG Attempted:	18	vs. Holy Cross	1/16/2011
3-pt FG Made:	2	twice	
3-pt FG Attempted:	2	six times	
FT Made:	9	twice	
FT Attempted:	10	three times	

**MUSCALA'S SEASON HIGHS**

Points:	12	at Minnesota	11/11/2011
Rebounds:	11	at Minnesota	11/11/2011
Assists:	1	at Minnesota	11/11/2011
Steals:	1	at Minnesota	11/11/2011
Blocks:	0		
FG Made:	2	at Minnesota	11/11/2011
FG Attempted:	10	at Minnesota	11/11/2011
3-pt FG Made:	0		
3-pt FG Attempted:	1	at Minnesota	11/11/2011
FT Made:	8	at Minnesota	11/11/2011
FT Attempted:	10	at Minnesota	11/11/2011

**MUSCALA'S CAREER STATISTICS**

Year	G	GS	FGM	FGA	Pct.	3FGM	3FGA	Pct.	FTM	FTA	Pct.	Reb.	RPG	PF	DQ	A	TO	BK	ST	Pts.	PPG	Min.	MPG
2009-10	30	16	116	251	0.462	6	20	0.300	58	72	0.806	148	4.9	61	0	23	29	65	9	296	9.9	745	24.8
2010-11	34	34	187	362	0.517	4	11	0.364	129	158	0.816	248	7.3	90	0	47	58	67	14	507	14.9	944	27.8
2011-12	1	1	2	10	0.200	0	1	0.000	8	10	0.800	11	11.0	3	0	1	3	0	1	12	12.0	33	33.0
<b>Totals</b>	<b>65</b>	<b>51</b>	<b>305</b>	<b>623</b>	<b>0.490</b>	<b>10</b>	<b>32</b>	<b>0.313</b>	<b>195</b>	<b>240</b>	<b>0.813</b>	<b>407</b>	<b>6.3</b>	<b>154</b>	<b>0</b>	<b>71</b>	<b>90</b>	<b>132</b>	<b>24</b>	<b>815</b>	<b>12.5</b>	<b>1722</b>	<b>26.5</b>

# MIKE MUSCALA CAREER GAME-BY-GAME

## MUSCALA'S 2011-12 GAME-BY-GAME STATISTICS

Opponent	Min.	FG-A	Pct.	3FG-A	Pct.	FT-A	Pct.	RB	PF	A	TO	B	S	PTS
Minnesota	33	2-10	.200	0-1	.000	8-10	.800	11	3	1	3	0	1	12
Vanderbilt														
St. Francis														
Marist														
Princeton														
W. Alabama														
Morehead St.														
George Mason														
La Salle														
Binghamton														
Richmond														
Syracuse														
Boston U.														
Loyola														
Cornell														
Dartmouth														
Army														
Colgate														
Lafayette														
Lehigh														
Holy Cross														
American														
Navy														
Army														
Colgate														
Lafayette														
Lehigh														
Holy Cross														
American														
Navy														

\* Patriot League Game ^ Patriot League Tournament game Games started in **bold**

## MUSCALA'S 2010-11 GAME-BY-GAME STATISTICS

Opponent	Min.	FG-A	Pct.	3FG-A	Pct.	FT-A	Pct.	RB	PF	A	TO	B	S	PTS
Villanova	31	4-12	.333	0-0	—	2-2	1.000	8	0	0	0	2	0	10
Marquette	19	4-6	.667	0-0	—	0-1	.000	4	4	0	3	1	0	8
Binghamton	26	6-11	.545	0-1	.000	4-6	.667	8	0	0	1	0	0	16
St. Francis	33	9-17	.529	0-0	—	4-5	.800	8	2	1	1	5	0	22
Presbyterian	19	4-8	.500	0-0	—	0-0	—	6	0	1	2	1	0	8
Princeton	28	5-12	.417	0-1	.000	0-0	—	3	4	1	2	0	1	10
JMU	30	9-14	.643	0-0	—	3-4	.750	5	4	0	5	2	1	21
Wagner	32	8-15	.533	0-0	—	6-7	.857	5	1	1	4	1	2	22
Columbia	17	2-7	.286	0-0	—	2-2	1.000	2	4	3	2	2	0	6
Boston U.	31	3-10	.300	0-0	—	4-5	.800	9	3	0	0	2	1	10
La Salle	30	8-14	.571	0-0	—	5-6	.833	6	4	5	2	2	2	21
Cornell	35	7-12	.583	0-0	—	6-7	.857	9	0	2	0	0	1	20
Boston Coll.	24	6-10	.600	0-0	—	2-2	1.000	2	4	1	1	1	0	14
Loyola	27	0-4	.000	0-0	—	7-8	.875	10	4	3	3	2	0	7
Dartmouth	20	4-6	.667	0-0	—	1-1	1.000	8	3	0	3	0	1	9
Richmond	29	7-12	.583	0-0	—	3-3	1.000	8	4	1	1	0	0	17
Navy*	28	7-10	.700	0-0	—	5-6	.833	5	4	0	0	0	0	19
American*	32	11-17	.647	2-2	1.000	9-10	.900	10	1	0	1	5	0	33
Holy Cross*	36	9-18	.500	0-0	—	5-7	.714	13	0	3	1	3	0	23
Lafayette*	23	3-6	.500	0-1	.000	7-7	1.000	9	3	1	1	2	0	13
Colgate*	21	5-8	.625	0-0	—	7-7	1.000	6	1	2	0	3	0	17
Lehigh*	32	3-6	.500	0-0	—	9-10	.900	9	4	2	0	8	2	15
Army*	31	10-15	.667	0-0	—	0-1	.000	9	4	3	3	3	0	20
Navy*	26	5-10	.500	0-0	—	1-2	.500	17	1	5	3	1	0	11
American*	34	7-11	.636	1-2	.500	6-9	.667	10	3	2	3	1	1	21
Holy Cross*	24	6-14	.429	0-0	—	3-4	.750	7	4	0	0	1	0	15
Lafayette*	34	4-12	.333	0-1	.000	2-4	.500	8	4	2	7	1	0	10
Colgate*	18	3-9	.333	0-0	—	3-3	1.000	4	4	0	1	0	0	9
Lehigh*	29	3-7	.429	0-0	—	3-4	.750	5	2	4	0	2	1	9
Army*	28	3-6	.500	0-0	—	5-7	.714	10	3	1	3	6	0	11
Army^	26	4-7	.571	0-0	—	3-3	1.000	7	0	1	0	7	0	11
Lehigh^	33	6-15	.400	0-1	.000	5-7	.714	10	4	2	3	2	0	17
Lafayette^	26	7-9	.778	1-1	1.000	3-4	.750	4	4	0	0	1	0	18
Connecticut+	32	5-12	.417	0-1	.000	4-4	1.000	4	3	0	2	0	1	14

\* Patriot League Game ^ Patriot League Tournament game + NCAA Tournament Games started in **bold**

## MUSCALA'S 2009-10 GAME-BY-GAME STATISTICS

Opponent	Min.	FG-A	Pct.	3FG-A	Pct.	FT-A	Pct.	RB	PF	A	TO	B	S	PTS
Mercer	11	1-2	.500	0-0	—	0-0	—	1	4	0	2	0	0	2
Providence	22	1-8	.125	0-1	.000	0-0	—	3	2	2	1	1	0	2
Bryant	24	5-11	.455	0-0	—	2-2	1.000	3	1	0	0	2	0	12
Delaware	14	1-3	.333	0-1	.000	1-2	.500	0	1	1	3	0	0	3
St. Francis	13	0-4	.000	0-0	—	1-2	.500	3	1	0	0	3	0	1
Columbia	13	0-2	.000	0-0	—	2-4	.500	4	1	0	0	3	0	2
Wagner	12	2-6	.333	0-0	—	0-0	—	3	1	0	1	1	0	4
Cornell	30	9-11	.818	1-1	1.000	1-1	1.000	7	2	1	0	4	0	20
Binghamton	14	7-9	.778	0-1	.000	0-1	.000	8	4	0	2	2	0	14
Boston U.	24	1-4	.250	0-1	.000	4-5	.800	3	2	1	1	2	0	6
La Salle	24	6-10	.600	1-2	.500	2-3	.667	5	4	4	0	1	2	15
Notre Dame	21	2-6	.333	0-0	—	0-0	—	1	0	1	0	1	0	4
Loyola	22	3-8	.375	1-2	.500	3-4	.750	6	2	0	2	4	1	10
Marist	33	5-11	.455	2-2	1.000	6-6	1.000	2	4	0	1	1	0	18
Richmond	31	1-4	.250	0-0	—	0-0	—	5	2	1	2	3	1	2
Dartmouth	23	1-6	.167	0-0	—	0-0	—	2	0	1	0	0	0	2
Navy*	31	6-9	.667	0-0	—	4-6	.667	8	2	2	2	7	0	16
American*	32	4-9	.444	0-1	.000	0-0	—	5	1	0	0	3	0	8
Holy Cross*	23	7-13	.538	0-1	.000	0-0	—	5	1	2	2	3	0	14
Lafayette*	DNP-INJ													
Colgate*	26	8-12	.750	0-1	.000	0-0	—	5	1	0	0	2	0	16
Lehigh*	36	4-8	.500	0-2	.000	8-8	1.000	10	1	0	0	2	1	16
Army*	28	5-10	.500	0-1	.000	3-3	1.000	7	3	0	2	1	0	13
Navy*	27	6-13	.462	0-1	.000	3-3	1.000	7	3	1	1	4	1	15
American*	28	6-13	.462	1-2	.500	1-1	1.000	2	4	1	1	2	0	14
Holy Cross*	32	2-8	.250	0-0	—	0-0	—	6	1	2	0	2	0	4
Lafayette*	29	8-14	.571	0-0	—	7-9	.778	11	2	1	3	2	0	23
Colgate*	23	5-9	.556	0-0	—	2-2	1.000	3	3	0	0	2	0	12
Lehigh*	30	6-11	.545	0-0	—	2-2	1.000	9	2	1	1	2	1	14
Army*	34	1-5	.200	0-0	—	3-4	.750	7	2	1	2	1	0	5
Holy Cross^	35	3-12	.250	0-0	—	3-4	.750	6	1	0	0	4	2	9

\* Patriot League Game ^ Patriot League Tournament game Games started in **bold**

**#11 • JOSHEA SINGLETON • FRESHMAN • GUARD • 6-3 • 212 • KINSTON, N.C. • KESTREL HEIGHTS**

A very explosive athlete from the basketball-rich state of North Carolina ... hard worker who plays the game with a passion ... explosive off the dribble ... coaches feel that he has the potential to be a terrific player once he adjusts to the nuances of the college game.

**2011-12**

Made collegiate debut at Minnesota on opening night ... played 1 min. and had 1 reb.

**HIGH SCHOOL/PERSONAL**

Full name is Joshea Reymon Singleton ... born Oct. 9, 1991 in Roanoke, Va. ... son of Joyce Thomas ... has two brothers, Maurice and Travon ... class valedictorian and 2011 graduate of Kestrel Heights School in Durham, N.C. ... current Bucknell assistant coach Michael Cotton is the former head coach at Kestrel Heights ... elected team captain ... averaged 14.6 points and 3.2 rebounds per game as a junior and over 16 ppg as a senior ... also played two years of basketball at Kinston High School ... major is undeclared.



**SINGLETON'S CAREER HIGHS**

Points:	0
Rebounds:	1 at Minnesota 11/11/2011
Assists:	0
Steals:	0
Blocks:	0
FG Made:	0
FG Attempted:	0
3-pt FG Made:	0
3-pt FG Attempted:	0
FT Made:	0
FT Attempted:	0

**SINGLETON'S SEASON HIGHS**

Points:	0
Rebounds:	1 at Minnesota 11/11/2011
Assists:	0
Steals:	0
Blocks:	0
FG Made:	0
FG Attempted:	0
3-pt FG Made:	0
3-pt FG Attempted:	0
FT Made:	0
FT Attempted:	0

**SINGLETON'S CAREER STATISTICS**

Year	G	GS	FGM	FGA	Pct.	3FGM	3FGA	Pct.	FTM	FTA	Pct.	Reb.	RPG	PF	DQ	A	TO	BK	ST	Pts.	PPG	Min.	MPG
2011-12	1	0	0	0	0.000	0	0	0.000	0	0	0.000	1	1.0	1	0	0	0	0	0	0	0.0	1	1.0
<b>Totals</b>	<b>1</b>	<b>0</b>	<b>0</b>	<b>0</b>	<b>0.000</b>	<b>0</b>	<b>0</b>	<b>0.000</b>	<b>0</b>	<b>0</b>	<b>0.000</b>	<b>1</b>	<b>1.0</b>	<b>1</b>	<b>0</b>	<b>0</b>	<b>0</b>	<b>0</b>	<b>0</b>	<b>0</b>	<b>0.0</b>	<b>1</b>	<b>1.0</b>

# JOSHEA SINGLETON CAREER GAME-BY-GAME

## SINGLETON'S 2011-12 GAME-BY-GAME STATISTICS

Opponent	Min.	FG-A	Pct.	3FG-A	Pct.	FT-A	Pct.	RB	PF	A	TO	B	S	PTS
Minnesota	1	0-0	—	0-0	—	0-0	—	1	0	0	1	0	0	0
Vanderbilt														
St. Francis														
Marist														
Princeton														
W. Alabama														
Morehead St.														
George Mason														
La Salle														
Binghamton														
Richmond														
Syracuse														
Boston U.														
Loyola														
Cornell														
Dartmouth														
Army														
Colgate														
Lafayette														
Lehigh														
Holy Cross														
American														
Navy														
Army														
Colgate														
Lafayette														
Lehigh														
Holy Cross														
American														
Navy														

\* Patriot League Game   ^ Patriot League Tournament game   Games started in **bold**



# CORY STARKEY CAREER GAME-BY-GAME

## STARKEY'S 2011-12 GAME-BY-GAME STATISTICS

Opponent	Min.	FG-A	Pct.	3FG-A	Pct.	FT-A	Pct.	RB	PF	A	TO	B	S	PTS
Minnesota		DNP												
Vanderbilt														
St. Francis														
Marist														
Princeton														
W. Alabama														
Morehead St.														
George Mason														
La Salle														
Binghamton														
Richmond														
Syracuse														
Boston U.														
Loyola														
Cornell														
Dartmouth														
Army														
Colgate														
Lafayette														
Lehigh														
Holy Cross														
American														
Navy														
Army														
Colgate														
Lafayette														
Lehigh														
Holy Cross														
American														
Navy														

\* Patriot League Game   ^ Patriot League Tournament game   Games started in **bold**

#14 • JOE WILLMAN • JUNIOR • FORWARD • 6-7 • 217 • TINTON FALLS, N.J. • MONMOUTH REGIONAL

Tough, intense, skilled forward who has been a key player since day one at Bucknell ... prototypical "4" man who can score both inside and out, and defend both big men and small forwards ... has become quite a weapon with his ability to knock down mid-range jumpers from anywhere on the court ... works well with classmate Mike Muscala when teamed together in the frontcourt ... came to Bucknell after a prolific high school career in New Jersey ... coaches refer to him as a "throw-back" type player who loves to compete ... also a very smart player who picked up the Bucknell system fairly quickly.



**2011-12**

Got off to a good start at Minnesota, scoring 4 of team's first 6 pts., but then was limited to 16 min. due to foul trouble.

**2010-11**

Played in all 34 games, including 30 starts at the power forward spot ... suffered an ankle injury in the opening minute at Saint Francis (Pa.) and was hobbled for about a week, but other than that was the regular starter at the "4" ... had a big game on opening night at Marquette with 11 pts., 9 reb., career-high 4 asst. ... had second straight 9-reb. game vs. Binghamton ... scored all 15 pts. in 2nd half of win at Cornell, then 8 days later did the same thing at Loyola, scoring all of his 16 pts. in 2nd half ... went 7-11 FG in both games ... had 3rd 9-reb. game of season in win at Richmond ... big game in win at American, with 12 pts. (4-6 FG, 4-4 FT), 8 reb. in 21 min. ... added 13 pts. in home win over Holy Cross ... hit first career 3FG in that game ... went 4-4 FG and finished with 10 pts., 5 reb. in just 12 min. in home win over Colgate ... had 11 pts. and season-high 11 reb. at Army ... recorded 2nd straight double-double vs. Navy with career-high 18 pts. and 10 reb. ... broke out of brief shooting slump with 10 pts. (5-9 FG) in PL semifinal win over Lehigh ... ranked 9th in Patriot League in FG% (.466).

**2009-10**

Made an immediate contribution as a freshman, appearing in all 31 games with 15 starts, and he was named to the Patriot League All-Rookie Team ... started the first 13 games of the season, then was very effective coming off the bench after the Bison went to a smaller starting lineup ... averaged 5.6 ppg, 3.8 rpg in 18.4 mpg ... shot 49.0 FG% and 67.9 FT% ... scored in double figures 5 times, including 4 games in a row against Patriot League competition in February ... in succession, had 12 pts. at Navy, 15 vs. American, 11 vs. Holy Cross and 14 vs. Lafayette ... made 24-38 FG (.632) in that stretch ... in 14 league games averaged 7.4 ppg and shot 57.9 FG% ... first career double-digit scoring game came at Providence (11 pts.) in 2nd game of season ... had big night vs. Saint Francis with 8 pts. and season-high 12 reb.

**HIGH SCHOOL/PERSONAL**

Full name is Joseph Victor Willman ... born Aug. 5, 1991 in Martinez, Calif. ... son of Robert and Peg Willman ... has four sisters, Megan, Mary, Therese and Annie-Rose ... father played basketball at Maritime College and mother was a swimmer at Adelphi ... four-year letterman and the all-time leading scorer and rebounder at Monmouth Regional High School in Tinton Falls, N.J. ... named team MVP as a junior and senior ... first team All-Shore Conference as a senior ... third team all-state and second team all-conference as a junior ... helped lead team to a Group III sectional title as a sophomore and division titles as a junior and senior ... team was 1-19 his freshman year, then 19-7 and sectional champs his sophomore season ... was having a big senior year until he suffered two broken wrists in a fall after a dunk late in January ... was averaging about 21 points, 13 rebounds, 4 steals and 3 assists per game prior to the injury ... was leading the Shore Area in rebounding and was top 10 in points and steals ... despite the injury earned the James J. and Margaret M. Kerwin Award as the top Shore Area player ... averaged 16.4 ppg and 11.2 rpg as a junior ... majoring in management.

**WILLMAN'S CAREER HIGHS**

Points:	16	at Loyola (Md.)	12/28/2010
Rebounds:	12	vs. Saint Francis (Pa.)	11/21/2009
Assists:	4	at Marquette	11/14/2010
Steals:	3	vs. Columbia	12/1/2010
Blocks:	3	vs. Holy Cross	2/14/2010
FG Made:	9	vs. Navy	2/5/2011
FG Attempted:	13	twice	
3-pt FG Made:	1	vs. Holy Cross	1/16/2011
3-pt FG Attempted:	1	six times	
FT Made:	4	twice	
FT Attempted:	4	four times	

**WILLMAN'S SEASON HIGHS**

Points:	4	at Minnesota	1/11/2011
Rebounds:	3	at Minnesota	1/11/2011
Assists:	0		
Steals:	1	at Minnesota	1/11/2011
Blocks:	0		
FG Made:	2	at Minnesota	1/11/2011
FG Attempted:	3	at Minnesota	1/11/2011
3-pt FG Made:	0		
3-pt FG Attempted:	0		
FT Made:	0		
FT Attempted:	0		

**WILLMAN'S CAREER STATISTICS**

Year	G	GS	FGM	FGA	Pct.	3FGM	3FGA	Pct.	FTM	FTA	Pct.	Reb.	RPG	PF	DQ	A	TO	BK	ST	Pts.	PPG	Min.	MPG
2009-10	31	15	77	157	0.490	0	3	0.000	19	28	0.679	118	3.8	83	2	13	26	13	19	173	5.6	569	18.4
2010-11	34	30	109	234	0.466	1	3	0.333	38	47	0.809	156	4.6	95	4	37	40	9	18	257	7.6	730	21.5
2011-12	1	1	2	3	0.667	0	0	0.000	0	0	0.000	3	3.0	5	1	0	3	0	1	4	4.0	16	16.0
<b>Totals</b>	<b>66</b>	<b>46</b>	<b>188</b>	<b>394</b>	<b>0.477</b>	<b>1</b>	<b>6</b>	<b>0.167</b>	<b>57</b>	<b>75</b>	<b>0.760</b>	<b>277</b>	<b>4.2</b>	<b>183</b>	<b>7</b>	<b>50</b>	<b>69</b>	<b>22</b>	<b>38</b>	<b>434</b>	<b>6.6</b>	<b>1315</b>	<b>19.9</b>

# JOE WILLMAN CAREER GAME-BY-GAME

## WILLMAN'S 2011-12 GAME-BY-GAME STATISTICS

Opponent	Min.	FG-A	Pct.	3FG-A	Pct.	FT-A	Pct.	RB	PF	A	TO	B	S	PTS
Minnesota	16	2-3	.667	0-0	—	0-0	—	3	5	0	3	0	1	4
Vanderbilt														
St. Francis														
Marist														
Princeton														
W. Alabama														
Morehead St.														
George Mason														
La Salle														
Binghamton														
Richmond														
Syracuse														
Boston U.														
Loyola														
Cornell														
Dartmouth														
Army														
Colgate														
Lafayette														
Lehigh														
Holy Cross														
American														
Navy														
Army														
Colgate														
Lafayette														
Lehigh														
Holy Cross														
American														
Navy														

\* Patriot League Game    ^ Patriot League Tournament game    Games started in **bold**

## WILLMAN'S 2010-11 GAME-BY-GAME STATISTICS

Opponent	Min.	FG-A	Pct.	3FG-A	Pct.	FT-A	Pct.	RB	PF	A	TO	B	S	PTS
Villanova	23	1-7	.143	0-1	.000	0-0	.000	2	2	1	1	0	1	2
Marquette	32	4-11	.364	0-0	—	3-4	.750	9	4	4	1	0	1	11
Binghamton	25	3-7	.429	0-0	—	1-1	1.000	9	2	0	2	0	1	7
St. Francis	13	2-3	.667	0-0	—	0-0	—	1	0	0	0	0	0	4
Presbyterian	5	0-0	—	0-0	—	0-0	—	0	1	1	1	0	0	0
Princeton	11	3-3	1.000	0-0	—	0-0	—	4	2	1	3	0	0	6
JMU	11	0-1	.000	0-0	—	0-0	—	1	2	0	0	0	0	0
Wagner	13	1-5	.200	0-1	.000	0-2	.000	2	1	1	0	0	0	2
Columbia	29	5-11	.455	0-0	—	3-3	1.000	7	3	1	0	0	3	13
Boston U.	23	2-6	.333	0-0	—	0-0	—	5	2	1	1	0	1	4
La Salle	16	4-6	.667	0-0	—	1-2	.500	2	4	3	2	1	1	9
Cornell	27	7-11	.636	0-0	—	1-2	.500	9	5	1	2	0	0	15
Boston Coll.	31	3-9	.333	0-0	—	2-2	1.000	8	4	0	1	2	0	8
Loyola	22	7-11	.636	0-0	—	2-2	1.000	4	0	1	2	0	0	16
Dartmouth	18	2-7	.286	0-0	—	2-2	1.000	6	4	3	3	1	0	6
Richmond	31	3-7	.429	0-0	—	1-2	.500	9	3	3	3	0	1	7
Navy*	29	6-12	.500	0-0	—	0-0	—	6	3	2	3	0	0	12
American*	21	4-6	.667	0-0	—	4-4	1.000	8	2	0	0	0	0	12
Holy Cross*	18	5-8	.625	1-1	1.000	2-2	1.000	3	5	1	1	0	0	13
Lafayette*	29	4-7	.571	0-0	—	0-0	—	2	1	2	2	1	2	8
Colgate*	12	4-4	1.000	0-0	—	2-3	.667	5	4	1	1	0	1	10
Lehigh*	17	4-6	.667	0-0	—	2-2	1.000	1	5	2	1	0	0	10
Army*	29	4-6	.667	0-0	—	3-4	.750	11	4	2	1	0	1	11
Navy*	27	9-13	.692	0-0	—	0-0	—	10	2	2	2	0	1	18
American*	29	1-7	.143	0-0	—	3-4	.750	8	3	1	2	0	1	5
Holy Cross*	31	4-13	.308	0-0	—	0-0	—	2	3	1	1	1	0	8
Lafayette*	25	2-7	.286	0-0	—	2-2	1.000	3	5	1	2	0	0	6
Colgate*	16	1-3	.333	0-0	—	2-2	1.000	1	1	0	0	1	1	4
Lehigh*	22	4-6	.667	0-0	—	0-0	—	6	2	1	0	0	0	8
Army*	12	1-3	.333	0-0	—	0-0	—	0	3	0	0	1	0	2
Army^	21	3-11	.273	0-0	—	0-0	—	3	3	0	0	0	0	6
Lehigh^	24	5-9	.556	0-0	—	0-0	—	4	2	0	1	0	0	10
Lafayette^	25	1-4	.250	0-0	—	2-2	1.000	3	3	1	2	1	1	4

\* Patriot League Game    ^ Patriot League Tournament game    Games started in **bold**

## WILLMAN'S 2009-10 GAME-BY-GAME STATISTICS

Opponent	Min.	FG-A	Pct.	3FG-A	Pct.	FT-A	Pct.	RB	PF	A	TO	B	S	PTS
Mercer	25	3-10	.300	0-0	—	0-0	—	3	3	0	1	0	1	6
Providence	30	5-10	.500	0-0	—	1-2	.500	6	2	0	0	0	0	11
Bryant	24	1-4	.250	0-1	.000	2-2	1.000	6	2	0	2	0	1	4
Delaware	24	3-9	.333	0-0	—	0-0	—	5	1	0	1	1	2	6
St. Francis	29	4-12	.333	0-0	—	0-0	—	12	3	0	0	1	0	8
Columbia	23	3-6	.500	0-0	—	0-1	.000	3	2	1	0	1	0	6
Wagner	16	1-1	1.000	0-0	—	0-0	—	4	4	0	2	0	0	2
Cornell	12	0-0	—	0-0	—	0-0	—	1	3	0	1	0	0	0
Binghamton	16	0-1	.000	0-0	—	0-0	—	0	2	0	0	0	0	0
Boston U.	20	2-3	.667	0-0	—	0-0	—	6	2	1	0	0	0	4
La Salle	18	2-4	.500	0-1	.000	0-0	—	6	2	1	3	0	0	4
Notre Dame	17	3-4	.750	0-0	—	0-0	—	1	4	0	0	0	2	6
Loyola	13	0-5	.000	0-0	—	0-0	—	5	1	0	0	0	1	0
Marist	4	0-0	—	0-0	—	0-0	—	1	0	0	0	0	0	0
Richmond	13	1-2	.500	0-0	—	1-2	.500	3	3	0	2	0	1	3
Dartmouth	14	2-4	.500	0-0	—	0-0	—	4	2	0	1	0	1	4
Navy*	10	1-1	1.000	0-0	—	1-1	1.000	1	2	0	1	0	1	3
American*	20	3-7	.429	0-0	—	2-2	1.000	2	1	0	0	1	1	8
Holy Cross*	11	2-4	.500	0-0	—	0-0	—	2	4	2	0	0	0	4
Lafayette*	20	4-7	.571	0-1	.000	0-0	—	2	4	0	2	0	1	8
Colgate*	3	0-0	—	0-0	—	0-0	—	0	3	0	0	0	0	0
Lehigh*	18	3-4	.750	0-0	—	0-0	—	3	4	0	0	0	0	6
Army*	24	2-5	.400	0-0	—	4-4	1.000	5	3	1	0	1	1	8
Navy*	27	6-10	.600	0-0	—	0-0	—	9	4	2	3	1	2	12
American*	22	6-9	.667	0-0	—	3-4	.750	5	3	0	0	1	0	15
Holy Cross*	23	5-9	.556	0-0	—	1-2	.500	4	2	1	0	3	0	11
Lafayette*	15	7-10	.700	0-0	—	0-0	—	2	2	2	0	0	0	14
Colgate*	15	3-4	.750	0-0	—	3-3	1.000	4	3	0	3	1	1	9
Lehigh*	17	1-3	.333	0-0	—	0-0	—	3	3	1	1	0	0	2
Army*	19	1-3	.333	0-0	—	1-4	.250	7	5	1	3	0	2	3
Holy Cross^	27	3-6	.500	0-0	—	0-1	.000	3	3	0	0	2	1	6

\* Patriot League Game    ^ Patriot League Tournament game    Games started in **bold**

**GAME 1**  
**BUCKNELL.....58**  
**MINNESOTA.....70**

WILLIAMS ARENA • MINNEAPOLIS, MINN. • FRIDAY, NOVEMBER 11, 2011



**Official Basketball Box Score – Game Totals – Final Statistics**  
**Bucknell vs Minnesota**  
**11/11/11 7:00 PM at Minneapolis, Minn. (Williams Arena)**



**Bucknell 58 • 0-1**

##	Player	Total FG-FGA	3-Ptr FG-FGA	FT-FTA	Rebounds			PF	TP	A	TO	Blk	Stl	Min
					Off	Def	Tot							
15	Willman, Joe	f 2-3	0-0	0-0	0	3	3	5	4	0	3	0	1	16
31	Muscala, Mike	c 2-10	0-1	8-10	3	8	11	3	12	1	3	0	1	33
04	Cohen, Bryan	g 2-7	1-3	2-2	0	1	1	4	7	4	1	0	0	25
12	Johnson, Bryson	g 4-10	4-9	4-4	1	4	5	2	16	1	1	0	0	39
42	Ayers, Cameron	g 4-9	2-3	3-4	0	3	3	1	13	1	2	0	0	33
03	Kaspar, Steven	0-0	0-0	0-0	0	0	0	0	0	0	1	0	0	3
10	Fitzpatrick, Brian	1-2	0-0	0-0	1	1	2	3	2	0	0	0	0	9
11	Singleton, Joshea	0-0	0-0	0-0	0	1	1	1	0	0	0	0	0	1
21	Andoh, Enoch	1-1	0-0	0-1	0	1	1	2	2	0	0	0	0	14
24	Hill, Ryan	0-3	0-0	2-2	0	1	1	4	2	1	1	1	0	24
33	Brackney, Ben	0-1	0-0	0-0	1	0	1	3	0	0	0	0	0	3
	Team				0	4	4				2			
	<b>Totals</b>	<b>16-46</b>	<b>7-16</b>	<b>19-23</b>	<b>6</b>	<b>27</b>	<b>33</b>	<b>28</b>	<b>58</b>	<b>8</b>	<b>14</b>	<b>1</b>	<b>2</b>	<b>200</b>

FG % 1st Half: 11-24 45.8% 2nd half: 5-22 22.7% Game: 16-46 34.8% Deadball Rebounds 2  
 3FG % 1st Half: 4-6 66.7% 2nd half: 3-10 30.0% Game: 7-16 43.8%  
 FT % 1st Half: 5-7 71.4% 2nd half: 14-16 87.5% Game: 19-23 82.6%

**Minnesota 70 • 1-0**

##	Player	Total FG-FGA	3-Ptr FG-FGA	FT-FTA	Rebounds			PF	TP	A	TO	Blk	Stl	Min
					Off	Def	Tot							
32	Mbakwe, Trevor	f 4-6	0-0	9-13	5	5	10	3	17	0	3	1	0	27
33	Williams, Rodney	f 2-5	0-1	2-4	0	5	5	1	6	0	1	1	0	29
50	Sampson III, Ralph	f 4-8	0-0	0-0	1	8	9	5	8	6	1	2	0	26
01	Hollins, Andre	g 1-4	1-4	3-4	0	1	1	1	6	2	0	0	1	21
20	Hollins, Austin	g 4-10	2-6	3-3	1	0	1	3	13	1	0	0	1	24
00	Weich, Julian	2-5	0-1	3-3	0	0	0	2	7	2	3	0	2	19
10	Osenieks, Oto	1-4	0-0	1-3	2	1	3	2	3	1	0	0	2	10
11	Coleman, Joe	1-3	0-1	1-3	0	1	1	0	3	0	0	1	0	11
13	Ahanmisi, Maverick	0-2	0-0	0-0	0	1	1	1	0	1	1	1	0	8
23	Armelin, Chip	2-6	0-2	0-0	1	1	2	1	4	0	0	0	1	12
30	Ingram, Andre	0-0	0-0	0-0	0	0	0	0	0	0	0	0	0	4
55	Eliason, Elliott	1-2	0-0	1-2	1	1	2	2	3	0	1	0	0	9
	Team				4	2	6							
	<b>Totals</b>	<b>22-55</b>	<b>3-15</b>	<b>23-35</b>	<b>15</b>	<b>26</b>	<b>41</b>	<b>21</b>	<b>70</b>	<b>13</b>	<b>10</b>	<b>6</b>	<b>7</b>	<b>200</b>

FG % 1st Half: 15-30 50.0% 2nd half: 7-25 28.0% Game: 22-55 40.0% Deadball Rebounds 3  
 3FG % 1st Half: 1-8 12.5% 2nd half: 2-7 28.6% Game: 3-15 20.0%  
 FT % 1st Half: 2-4 50.0% 2nd half: 21-31 67.7% Game: 23-35 65.7%

Officials: Tom Eades, Ray Perone, Gerald Williams  
 Technical fouls: Bucknell-None, Minnesota-None.  
 Attendance: 11976

Score by periods	1st	2nd	Total
Bucknell	31	27	58
Minnesota	33	37	70

**2011-12 BUCKNELL ALPHABETICAL ROSTER**

No.	Name	Cl.	Pos.	Ht.	Wt.	Hometown/Secondary School
21	*** Enoch Andoh	Sr.	F/C	6-8	252	San Jose, Calif./Archbishop Mitty
42	* Cameron Ayers	So.	G	6-5	203	Blue Bell, Pa./Germantown Academy
33	* Ben Brackney	So.	G	6-6	208	Lincoln, Ill./Lincoln
4	*** Bryan Cohen	Sr.	G	6-6	213	Huntingdon Valley, Pa./Abington Friends
10	Brian Fitzpatrick	Jr.	F	6-8	238	Cheshire, Conn./Northfield Mount Hermon/Penn
24	* Ryan Hill	So.	G	6-3	202	Steelton, Pa./Steelton-Highspire
12	** Bryson Johnson	Jr.	G	6-2	194	Pictou, Nova Scotia/St. David Catholic (Ontario)
3	Steven Kaspar	Fr.	G	6-2	181	Lakeland, Tenn./Evangelical Christian
5	** Colin Klebon	Jr.	F	6-8	233	Shamokin, Pa./Southern Columbia
1	*** Probese Leo	Sr.	C	6-9	230	Nassau, Bahamas/St. Pius X (Texas)
31	** Mike Muscala	Jr.	C	6-11	234	Roseville, Minn./Roseville
11	Joshea Singleton	Fr.	G	6-3	212	Kinston, N.C./Kestrel Heights
22	Cory Starkey	Fr.	F	6-7	208	Petoskey, Mich./Petoskey
15	** Joe Willman	Jr.	F	6-7	217	Tinton Falls, N.J./Monmouth Regional


**2011-12 BUCKNELL NUMERICAL ROSTER**

No.	Name	Cl.	Pos.	Ht.	Wt.	Hometown/Secondary School
1	*** Probese Leo	Sr.	C	6-9	230	Nassau, Bahamas/St. Pius X (Texas)
3	Steven Kaspar	Fr.	G	6-2	181	Lakeland, Tenn./Evangelical Christian
4	*** Bryan Cohen	Sr.	G	6-6	213	Huntingdon Valley, Pa./Abington Friends
5	** Colin Klebon	Jr.	F	6-8	233	Shamokin, Pa./Southern Columbia
10	Brian Fitzpatrick	Jr.	F	6-8	238	Cheshire, Conn./Northfield Mount Hermon/Penn
11	Joshea Singleton	Fr.	G	6-3	212	Kinston, N.C./Kestrel Heights
12	** Bryson Johnson	Jr.	G	6-2	194	Pictou, Nova Scotia/St. David Catholic (Ontario)
15	** Joe Willman	Jr.	F	6-7	217	Tinton Falls, N.J./Monmouth Regional
21	*** Enoch Andoh	Sr.	F/C	6-8	252	San Jose, Calif./Archbishop Mitty
22	Cory Starkey	Fr.	F	6-7	208	Petoskey, Mich./Petoskey
24	* Ryan Hill	So.	G	6-3	202	Steelton, Pa./Steelton-Highspire
31	** Mike Muscala	Jr.	C	6-11	234	Roseville, Minn./Roseville
33	* Ben Brackney	So.	G	6-6	208	Lincoln, Ill./Lincoln
42	* Cameron Ayers	So.	G	6-5	203	Blue Bell, Pa./Germantown Academy


\* Letters won

**Head Coach:** Dave Paulsen (Williams '87, 4th season)**Associate Head Coach:** Dane Fischer (Ithaca '02)**Assistant Coaches:** Michael Cotton (Boston College '00), Aaron Kelly (Catholic '06)**Manager of Basketball Operations:** Nick Leonardelli (Dickinson '07)**PRONUNCIATIONS**


Enoch Andoh	EE-nock AN-doe
Ayers	AIRS
Kaspar	KASS-per
Klebon	KLEH-bon
Probese Leo	pro-BEESE LEE-oh
Muscala	mus-KAL-a
Joshea Singleton	JOSH-ay
Sojka Pavilion	SOY-ka




**PROBESE LEO**  
SR • F/C • 6-9 • 230 **1**  
Nassau, Bahamas



**STEVEN KASPAR**  
FR • G • 6-2 • 181 **3**  
Lakeland, Tenn.



**BRYAN COHEN**  
SR • G • 6-6 • 213 **4**  
Huntingdon Valley, Pa.



**COLIN KLEBON**  
JR • F • 6-8 • 233 **5**  
Shamokin, Pa.



**BRIAN FITZPATRICK**  
JR • F • 6-8 • 238 **10**  
Cheshire, Conn.



**JOSHEA SINGLETON**  
FR • G • 6-3 • 212 **11**  
Kinston, N.C.




**BRYSON JOHNSON**  
JR • G • 6-2 • 194 **12**  
Pictou, Nova Scotia



**JOE WILLMAN**  
JR • F • 6-7 • 217 **15**  
Tinton Falls, N.J.



**ENOCH ANDOH**  
SR • F/C • 6-8 • 252 **21**  
San Jose, Calif.




**CORY STARKEY**  
FR • F • 6-7 • 208 **22**  
Petoskey, Mich.




**RYAN HILL**  
SO • G • 6-3 • 202 **24**  
Steelton, Pa.



**MIKE MUSCALA**  
JR • C • 6-11 • 234 **31**  
Roseville, Minn.



**BEN BRACKNEY**  
SO • G • 6-6 • 208 **33**  
Lincoln, Ill.




**CAMERON AYERS**  
SO • G • 6-5 • 203 **42**  
Blue Bell, Pa.



**DAVE PAULSEN**  
Head Coach  
4th Season



**DANE FISCHER**  
Associate Head Coach  
4th Season



**MICHAEL COTTON**  
Assistant Coach  
4th Season



**AARON KELLY**  
Assistant Coach  
4th Season



**NICK LEONARDELLI**  
Mgr. of BB Operations  
1st Season



**THE STAT CREW SYSTEM**  
**Bucknell Combined Team Statistics (as of Nov 14, 2011)**  
 All games



RECORD:	OVERALL	HOME	AWAY	NEUTRAL
ALL GAMES	0-1	0-0	0-1	0-0
CONFERENCE	0-0	0-0	0-0	0-0
NON-CONFERENCE	0-1	0-0	0-1	0-0

##	Player	gp-gs	min	avg	Total		3-Point		F-Throw		Rebounds				pf	dq	a	to	blk	stl	pts	avg
					fg-fga	fg%	3fg-fga	3fg%	ft-fa	ft%	off	def	tot	avg								
12	Johnson, Bryson	1-1	39	39.0	4-10	.400	4-9	.444	4-4	1.000	1	4	5	5.0	2	0	1	1	0	0	16	16.0
42	Ayers, Cameron	1-1	33	33.0	4-9	.444	2-3	.667	3-4	.750	0	3	3	3.0	1	0	1	2	0	0	13	13.0
31	Muscala, Mike	1-1	33	33.0	2-10	.200	0-1	.000	8-10	.800	3	8	11	11.0	3	0	1	3	0	1	12	12.0
04	Cohen, Bryan	1-1	25	25.0	2-7	.286	1-3	.333	2-2	1.000	0	1	1	1.0	4	0	4	1	0	0	7	7.0
15	Willman, Joe	1-1	16	16.0	2-3	.667	0-0	.000	0-0	.000	0	3	3	3.0	5	1	0	3	0	1	4	4.0
21	Andoh, Enoch	1-0	14	14.0	1-1	1.000	0-0	.000	0-1	.000	0	1	1	1.0	2	0	0	0	0	0	2	2.0
10	Fitzpatrick, Brian	1-0	9	9.0	1-2	.500	0-0	.000	0-0	.000	1	1	2	2.0	3	0	0	0	0	0	2	2.0
24	Hill, Ryan	1-0	24	24.0	0-3	.000	0-0	.000	2-2	1.000	0	1	1	1.0	4	0	1	1	1	0	2	2.0
33	Brackney, Ben	1-0	3	3.0	0-1	.000	0-0	.000	0-0	.000	1	0	1	1.0	3	0	0	0	0	0	0	0.0
11	Singleton, Joshea	1-0	1	1.0	0-0	.000	0-0	.000	0-0	.000	0	1	1	1.0	1	0	0	0	0	0	0	0.0
03	Kaspar, Steven	1-0	3	3.0	0-0	.000	0-0	.000	0-0	.000	0	0	0	0.0	0	0	0	1	0	0	0	0.0
Team											0	4	4				2					
Total.....		1	200		16-46	.348	7-16	.438	19-23	.826	6	27	33	33.0	28	1	8	14	1	2	58	58.0
Opponents.....		1	200		22-55	.400	3-15	.200	23-35	.657	15	26	41	41.0	21	-	13	10	6	7	70	70.0

TEAM STATISTICS	BUCKNELL	OPP
SCORING	58	70
Points per game	58.0	70.0
Scoring margin	-12.0	-
FIELD GOALS-ATT	16-46	22-55
Field goal pct	.348	.400
3 POINT FG-ATT	7-16	3-15
3-point FG pct	.438	.200
3-pt FG made per game	7.0	3.0
FREE THROWS-ATT	19-23	23-35
Free throw pct	.826	.657
F-Throws made per game	19.0	23.0
REBOUNDS	33	41
Rebounds per game	33.0	41.0
Rebounding margin	-8.0	-
ASSISTS	8	13
Assists per game	8.0	13.0
TURNOVERS	14	10
Turnovers per game	14.0	10.0
Turnover margin	-4.0	-
Assist/turnover ratio	0.6	1.3
STEALS	2	7
Steals per game	2.0	7.0
BLOCKS	1	6
Blocks per game	1.0	6.0
ATTENDANCE	0	11976
Home games-Avg/Game	0-0	1-11976
Neutral site-Avg/Game	-	0-0

Date	Opponent	Score	Att.
11/11/11	at Minnesota	L 58-70	11976

\* - Conference game

Score by Periods	1st	2nd	Totals
Bucknell	31	27	58
Opponents	33	37	70