

12 CWS APPEARANCES ON STAFF » 37 ALL-AMERICANS » 17 FIRST-ROUND DRAFT PICKS » 3 SEC CHAMPIONSHIPS

TENNESSEE (21-17, 5-13 SEC) at VANDERBILT (25-16, 9-9 SEC)

APRIL 28-30, 2017 » CHARLES HAWKINS FIELD (3,626) » NASHVILLE, TENN.

TENNESSEE
2017 Record: 21-17, 5-13 SEC
Head Coach: Dave Serrano
 Sixth year at UT (151-155)
 (Overall record: 440-294-1)

VANDERBILT
2017 Record: 25-17, 9-9 SEC
Head Coach: Tim Corbin
 15th year at VU: (635-306)
 (Overall record: 741-444)

VOLUNTEERS PROBABLE STARTERS
FRIDAY-28 RHP Hunter Martin (4-4, 3.31)
SATURDAY-29 RHP Garrett Stallings (2-1, 3.09)
SUNDAY-30 LHP Zach Warren (2-4, 5.32)

COMMODORES PROBABLE STARTERS
FRIDAY-28 RHP Patrick Raby (6-3, 2.53)
SATURDAY-29 RHP Kyle Wright (2-4, 3.51)
SUNDAY-30 RHP Chandler Day (6-1, 3.48)

TENNESSEE QUICK HITS

IT'S BASEBALL TIME IN TENNESSEE

■ Tennessee Baseball visits the Vanderbilt Commodores for a three-game series this weekend (Friday, April 28 - Sunday, April 29) in Nashville, Tenn.

■ The Volunteers enter their weekend conference matchup against Vandy with a 21-17 overall record, including a 5-13 mark in Southeastern Conference play. The Commodores own a 25-16 record and are currently 9-9 in SEC competition this year.

■ In the last weekend series between the in-state rivals, Tennessee took two of three games against the Commodores in Knoxville, while Vanderbilt managed a 6-0 win in the series opener.

■ All three games of UT's weekend series are slated for viewing via SEC Network + (April 28) and SEC Network broadcasts (April 29-30), with former Tennessee Baseball All-American **Chris Burke** and play-by-play broadcaster Tom Hart on the call.

■ Tennessee enters the weekend series versus Vanderbilt following an 8-1 win in its Wednesday night contest against ETSU at Smokies Stadium.

2017 » SCHEDULE & RECORD

THE RECORD	OVERALL RECORD:	21-17
	SEC	5-13
	NON-CONFERENCE	16-4
	HOME	11-9
	AWAY	7-8
	NEUTRAL	3-0

► THE SCHEDULE

DATE	OPPONENT (TV)	TIME/RESULT
2/17	@ Memphis	W, 8-5
2/18	@ Memphis	L, 1-4
2/19	@ Memphis	W, 10-0
2/22	@ Loyola Marymount	W, 8-4
2/24	vs Seton Hall*	W, 12-5
2/24	at San Diego State*	W, 8-4
2/26	vs UC Irvine	W, 10-9
3/3	vs Norfolk State	W, 10-2
2/4	vs Norfolk State	W, 5-2
3/5	vs Norfolk State (SECN+)	W, 5-4 (11)
3/7	@ ETSU	Postponed
3/10	vs Cincinnati	L, 1-2
3/11	vs Cincinnati	W, 2-1
3/12	vs Cincinnati	W, 6-2
3/14	@ MTSU	Postponed
3/15	vs Austin Peay	W, 18-4
3/17	vs South Carolina* (SECN+)	L, 1-7
3/18	vs South Carolina* (SECN+)	L, 4-6 (10)
3/19	vs South Carolina* (ESPNU)	L, 2-10
3/22	vs Marshall	W, 7-1
3/24	@ Mississippi State* (SECN+)	L, 4-5
3/25	@ Mississippi State* (SECN+)	L, 4-14
3/26	@ Mississippi State* (SECN+)	L, 4-7
3/28	vs Tennessee Tech	W, 6-0
3/31	vs Georgia* (SECN+)	W, 6-5
4/1	vs Georgia* (SECN+)	L, 5-7
4/2	vs Georgia* (SECN+)	L, 1-3
4/4	vs MTSU	L, 4-7
4/7	@ Florida* (SECN+)	W, 7-6 (10)
4/8	@ Florida* (SECN)	W, 3-2 (10)
4/9	@ Florida* (SECN)	L, 4-5
4/11	@ ETSU	L, 2-10
4/13	vs Auburn* (SECN)	L, 2-3
4/14	vs Auburn* (SECN+)	W, 5-4 (10)
4/15	vs Auburn*	L, 1-8
4/19	vs UNC Asheville	W, 5-2
4/21	@ Texas A&M* (SECN+)	L, 2-1
4/22	@ Texas A&M* (SECN+)	L, 3-1
4/23	@ Texas A&M* (SECN+)	W, 5-3 (14)
4/26	vs ETSU - Smokies Stadium	W, 8-1
4/28	@ Vanderbilt* (SECN+)	7:30 p.m.
4/29	@ Vanderbilt* (SECN)	5 p.m.
4/30	@ Vanderbilt* (SECN)	4 p.m.
5/4	vs Arkansas* (SECN)	7 p.m.
5/5	vs Arkansas* (SECN+)	6 p.m.
5/6	vs Arkansas* (SECN)	1 p.m.
5/9	vs Belmont	6 p.m.
5/10	@ Eastern Kentucky	6:30 p.m.
5/12	@ Kentucky*	6:30 p.m.
5/13	@ Kentucky*	2 p.m.
5/14	@ Kentucky*	1 p.m.
5/16	vs Morehead State	6 p.m.
5/18	vs Missouri*	6 p.m.
5/19	vs Missouri*	6 p.m.
5/20	vs Missouri*	2 p.m.

* Denotes Southeastern Conference Game

BROADCAST INFORMATION

Broadcast: SEC Network + / SEC Network

Radio: FM 99.1 / AM 990 / UTSports.com

Live Stats: www.UTSports.com

Twitter: www.Twitter.com/Vol_Baseball

TENNESSEE VS. VANDERBILT ALL-TIME

Overall: UT leads, 173-153-2	Recent History:
In Knoxville: UT leads, 61-31	4/24/16 Knoxville W, 5-3
In Nashville: VU leads, 54-44	4/23/16 Knoxville W, 2-1
Last Meeting: UT won, 5-3	4/22/16 Knoxville L, 6-0
Current Streak: UT won 2	3/29/15 Nashville L, 14-3

■ The win came after Tennessee's 14-inning thriller in the series finale at Texas A&M last Sunday which marked UT's first-ever victory in College Station, Texas.

■ On the season, the Volunteers are scheduled to play 15 of their 55 regular season games against five 2016 NCAA postseason participants.

WEEKEND STORYLINES



RODGER(S) THAT

- **Jordan Rodgers** has reached base safely in every game started this year (37), while his .377 batting average currently ranks third-best in the SEC.
- Rodgers leads the Volunteers with 16 multi-hit games and 27 RBI this season.
- Led NCAA in RBI through start of SEC play in 2016, finishing tied for fourth in the SEC with 56.



WALK THIS WAY

- **Pete Derkay** has a team-leading 29 walks on the season, which ranks T-7th in the SEC through 38 games.
- Set a single-game record for Tennessee with three walks vs. MTSU (4/11/17).



MORE ON MARTIN

- Senior **Hunter Martin** ranks tied for third in the SEC with 26 batters struck out looking as well as fourth with 65.1 innings pitched on the year.
- With his complete game effort last Friday at Texas A&M, Martin became the first UT pitcher to record multiple complete games in a single season since **Zack Godley** did so in 2013 (6).

MEDIA INFORMATION

Media Credentials

Media credentials will be issued to members of the working media only. Children and other non-workers will be prohibited. Requests for credentials should be made by calling or e-mailing **MJ Burns** at least one day in advance of each home game or series. All credentials not picked up at the Media Relations Office will be left at the ticket will call window at the entrance of the stadium.

Postgame Interviews

Tennessee Head Coach **Dave Serrano** is available to meet working members of the media following the game at Lindsey Nelson Stadium. Media members are not permitted in the locker room or clubhouse area at anytime.

Interviews with visiting team members may also be done on the field, subject to the policy of the visiting team's media relations representative.

Photographers

Media credentials are required for all photographers and television media. All credentials not picked up at the Media Relations office will be left at the ticket will-call window at the main entrance of the stadium.

Photo decks are located atop the stairwells behind the first- and third-baselines. There are also field-level photo wells at the far end of each dugout. Both still and television photographers are welcome to shoot from these locations. Television crews are welcome to film from the mezzanine level underneath the press box.

Photographers will not be permitted in or between the dugouts and may not use the weight room to change locations.

The Press Box

The Lindsey Nelson Stadium press box is for working members of the media only. The press box is located atop the grandstand behind home plate and includes space for working members of the press, official and visiting scorers, public address announcer and scoreboard operator. Also located on the press level are two radio booths and a television/VIP booth. Admission to the press box is by credential only.

Press Box Services

Updated cumulative statistics, game notes and scorecards, along with team rosters, will be available in the press box at each home game. A final box score will be compiled and distributed at the completion of each game.

An official scorer is assigned to all home games, and **MJ Burns** will keep the media informed of all scoring decisions, notable facts and records.

Internet

High-speed wireless Internet is available in the Lindsey Nelson Stadium press box, including both radio booths and the television booth. There also are a limited number of DSL connections available for use by the media in the press box (but not in the radio booths), and phone lines for dial-up access are available as well. Questions regarding system requirements can be directed to Thomas Moats in the UT Athletic Department prior to the day of the game (865-974-9027 or tmoats@utk.edu).

The official web site of Tennessee athletics is:

UTSports.com

The official web site of the Southeastern Conference is: **SECSports.com**

Media Relations Contact Info

MJ Burns

Office: (865) 974-8876

Cell: (713) 419-4583

Email: mjburns@utk.edu

Twitter: @MJTBurns

2017 » TENNESSEE BASEBALL ROSTER

No.	Name	Cl.	Pos.	B/T	Ht.	Wt.	Hometown/Previous School
1	Brodie Leftridge	JR	OF	R/R	6-1	165	Baltimore, Md./St. Johns College HS
2	Alex Sosnowski	FR	INF	R/R	6-1	185	Orange, Calif./Villa Park HS
4	Jay Charleston	FR	INF	R/R	5-10	168	Longwood, Fla./Lake Brantley
5	Reggie Southall	R-SR	INF	S/R	6-0	180	Inglewood, Calif./Southern California
6	Jeff Moberg	R-SR	INF	R/R	5-9	170	Murrieta, Calif./Vista Murrieta HS
7	Jordan Rodgers	SR	INF	R/R	6-1	185	Bartlett, Tenn./Memphis University School
8	Brandon Chinaea	FR	INF	R/R	5-8	171	Miami, Fla./Florida Christian
9	Justin Ammons	FR	OF	L/R	5-10	180	Memphis, Tenn./Bartlett HS
12	Hunter Martin	SR	RHP	R/R	6-1	195	Murfreesboro, Tenn./Blackman
13	Andre Lipcius	FR	INF	R/R	6-1	195	Williamsburg, Va./Lafayette HS
14	Pete Derkay	FR	C/INF	S/R	5-11	210	Acworth, Ga./Allatoona HS
15	Will Neely	SO	RHP	R/R	5-11	160	Knoxville, Tenn./Hardin Valley Acad.
16	Jacob Westphal	R-SO	RHP	R/R	6-0	195	Sioux City, Iowa/Sioux City East HS
17	Connor Darling	FR	RHP	R/R	6-4	205	Wauanee, Ga./North Gwinnett HS
19	Max Bartlett	SR	INF	R/R	6-0	170	Starkville, Miss./Gulf Coast State College
21	Cal Gobbell	FR	OF	R/R	6-0	190	Savannah, Tenn./Hardin County HS
22	Matt Waldren	SR	OF	R/L	6-0	195	Phoenix, Ariz./College of Southern Nevada
23	Zach Warren	JR	LHP	L/L	6-5	200	Vineland, N.J./St. Augustine Prep
24	Alex Harper-Cook	SO	LHP	L/L	6-2	180	Maryville, Tenn./Maryville HS
25	Zach Linginfelter	FR	RHP	R/R	6-5	225	Sevierville, Tenn./Sevier County HS
26	Dom Thornton	JR	OF	R/R	6-0	205	Houston, Texas/Howard College
27	Garrett Stallings	FR	RHP	R/R	6-2	205	Chesapeake, Va./Grassfield HS
28	Jon Lipinski	SR	RHP	R/R	6-2	210	Coral Springs, Fla./Palm Beach State
29	Daniel Vasquez	SO	RHP	R/R	5-10	185	El Cajon, Calif./Granite Hill HS
30	Andrew Schultz	FR	RHP	R/R	6-3	185	Alpharetta, Ga./Greater Atlanta Christian School
31	Benito Santiago	JR	C	L/R	6-0	185	Pembroke Pines, Fla./Coral Springs Christian Acad.
32	Danny Sirven	R-SO	C	R/R	5-11	190	Miami, Fla./Chattanooga State CC
34	Quint Robinson	R-JR	RHP	R/R	6-4	215	Nashville, Tenn./Ensworth
35	Nico Mascia	R-FR	C	S/R	5-10	190	Knoxville, Tenn./Farragut HS
36	Will Heflin	FR	LHP	L/L	5-11	177	Morristown, Tenn./Morristown West
37	Richard Jackson	R-SO	RHP	R/R	5-11	200	Atlanta, Ga./Woodward Academy
40	Luc Lipcius	FR	OF/LHP	L/L	6-2	215	Williamsburg, Va./Lafayette HS
41	Eric Freeman	R-JR	RHP	R/R	6-5	210	Knoxville, Tenn./Farragut HS
46	Redmond Walsh	FR	LHP	L/L	5-11	155	Louisville, Tenn./Alcoa HS

ALPHABETICAL ROSTER

Ammons, Justin	9	Linginfelter, Zach	25	Sirven, Danny	32
Bartlett, Max	19	Lipcius, Andre	13	Sosnowski, Alex	2
Charleston, Jay	4	Lipcius, Luc	40	Southall, Reggie	5
Chinaea, Brandon	8	Lipinski, Jon	28	Stallings, Garrett	27
Darling, Connor	17	Martin, Hunter	12	Thornton, Dom	26
Derkay, Pete	14	Mascia, Nico	35	Vasquez, Daniel	29
Freeman, Eric	41	Moberg, Jeff	6	Waldren, Matt	22
Gobbell, Cal	21	Neely, Will	15	Walsh, Redmond	46
Harper-Cook, Alex	24	Robinson, Quint	34	Warren, Zach	23
Heflin, Will	36	Rodgers, Jordan	7	Westphal, Jacob	16
Jackson, Richard	37	Santiago, Benito	31		
Leftridge, Brodie	1	Schultz, Andrew	30		

COACHING STAFF

Head Coach: 18 Dave Serrano, Sixth Year
Assistant Coach: 10 Larry Simcox, Second Year (19th overall)
Assist. Coach/Recruiting Coord.: 33 Aric Thomas, Fourth Year
Volunteer Assistant Coach: 45 Chase Sain, First Year
Director of Baseball Operations: Chad Zurcher, Second Year
Director of Player Development: Todd Helton, First Year
Athletic Trainer: Jeff Wood, 17th year
Strength & Conditioning Coach: Lance Sewell, Second Year
Student Assistant Coaches: 43 Steven Gruver & 20 Taylor Smart
Managers: Adam Aucker, Nick Chambers, Joe Johnson & Patrick Milligan
Manager/Bullpen Catcher: 38 Ben Shelton

PRONUNCIATION GUIDE

8 Brandon Chinaea	(chin-NAY-ah)
13 Andre Lipcius	(LIP-see-us)
40 Luc Lipcius	(LIP-see-us)
35 Nico Mascia	(NEEK-oh MOSH-ah)
6 Jeff Moberg	(MOE-berg)
5 Reggie Southall	(SOUTH-all)
29 Daniel Vasquez	(Vas-KEZ)
16 Jacob Westphal	(WEST-fall)
Chad Zurcher	(ZURCK-er)

THIS WEEK - TENNESSEE BASEBALL

MONDAY	TUESDAY	WEDNESDAY	THURSDAY	FRIDAY	SATURDAY	SUNDAY
[24] Off Day	[25] Practice Day	[26] W, 8-1 vs. ETSU Kodak, Tenn.	[27] Travel Day	[28] at Vanderbilt 7:30 p.m. ET (SECN+) Nashville, Tenn.	[29] at Vanderbilt 5:00 p.m. ET (SECN) Nashville, Tenn.	[30] at Vanderbilt 4:00 p.m. ET (SECN) Nashville, Tenn.



DAVE SERRANO

HEAD COACH 18

Sixth Season at Tennessee
Overall Record: 440-294-1 (.599)
Cerritos College, 1985
Trinity College & University, 2003

Now entering his sixth season at the helm of the Tennessee Baseball Program, Head Coach Dave Serrano's efforts to revitalize the Volunteers as a nationally elite competitor continue to hold strong. Along with renewing a sense of excitement and optimism among his players, staff and Volunteer Nation, Serrano has brought a winning atmosphere to Rocky Top, having led Tennessee to three consecutive SEC Tournament appearances (2014-16).

Serrano's energy and passion for the University of Tennessee, combined with his impeccable track record of success, made him the choice to become the 24th head coach of the Volunteer baseball program following a nationwide search after the 2010 campaign. A former UT assistant, he was welcomed back to the Big Orange family on June 15, 2011.

Since his arrival, the baseball program has witnessed an improved emphasis on recruitment and development, with the head coach and his staff securing six consecutive Top-20 recruiting classes for Rocky Top since 2012, and now looks to set his team's sights on the postseason and beyond.

The Orange and White's first campaign under Serrano saw it record wins over half of the 2011 College World Series field, downing No. 16 Texas, No. 10 South Carolina, No. 4 Florida and Vanderbilt. The Vols also defeated No. 2 Kentucky, handing the Wildcats their first loss of the season, and No. 19 Georgia to give them victories over five different ranked teams in 2012. The team won their first seven games to get off to the then-second best start in school history. That 7-0 record also marked the best by any UT skipper to start his Tennessee managerial career, topping the previous record of 4-0 last attained over 100 years prior in 1911.

Following his first season at Tennessee, Serrano was awarded the honor of serving as the head coach of the 2012 USA Baseball Collegiate National Team, which he led to a 12-5 record and a bronze medal at Honkbal Week in the Netherlands. Serrano then led the Collegiate National Team into uncharted territory as it became the first U.S. squad to travel to Cuba to take on its national team in 16 years. The series continued in the Netherlands where they split two more decisions as the U.S. went 5-2 during Honkbal Week to claim the bronze.

Back on Rocky Top, Serrano's second season featured one of the youngest teams in the nation with a NCAA-leading 18 true freshmen on the roster. The Vols posted a series victory over No. 13 Kentucky and wins over No. 14 Arkansas and perennial power No. 20 Arizona State.

In 2014, Serrano again made Tennessee history and led the Vols to their best season start in program history, going 12-0 to start the year. The team stayed the course, jumping into Top 25 rankings for several weeks during the season, to finish with a 31-23 record and make their first SEC Tournament appearance since 2007.

After finishing the regular season just shy of .500 (24-26) in 2015, Serrano led his Volunteers to their second consecutive SEC Tournament appearance, marking the first time for UT to make postseason runs in back-to-back seasons since 2004-05.

To end the 2016 season, Tennessee (29-28, 9-21 SEC) clinched a postseason bid to the SEC Baseball Tournament for the third consecutive year. The tournament berth marked the first time for the Vols to appear in the league's postseason tournament in three straight seasons (2014-16) since 1995-97.

A veteran of seven College World Series and one of just 12 coaches to lead two different programs to Omaha, Serrano enters his sixth season at Rocky Top with a career record of **440-294-1 (.599)** in 13 seasons as a Division I head coach. After leading UC Irvine to the 2007 CWS in his third year at the helm of the Anteaters, he moved on to Cal State Fullerton where he averaged 43.75 wins per season in his four campaigns with the Titans, including an appearance in Omaha in 2009.

Serrano has returned to the site of his first Division I job, as he served two seasons as an assistant coach at Tennessee from 1995-96, following seven years at Cerritos Junior College. His first taste of Omaha came as a Volunteer as he helped lead a Big Orange squad featuring all-time UT greats Todd Helton and R.A. Dickey to the College World Series for the first time in over four decades in 1995. During Serrano's first stint in Knoxville, Tennessee posted an impressive 97-36 (.729) record, including a school-record 54 wins in 1995.

During his 22 seasons at the Division I level, Serrano has posted an astounding list of accomplishments that includes continuous Top-20 recruiting classes, 19 postseason bids and helping to script two Div. I no-hitters (CSF's Kirk Saarloos in 2001 and UCI's Glenn Swanson in 2006). He has also tutored 178 draft picks, including 11 first-round selections, dating back to the start of his coaching career at Cerritos College in 1988, a total of 37 of which have reached the Major League level.

In 2010, Serrano represented his country for the first time in his career, as he was named the pitching coach for Bill Kinneberg's USA Baseball Collegiate National Team. He helped coach the team to a V FISU Championship silver medal in Tokyo, Japan. Serrano has coached 20 players that have gone on to star for USA Baseball National Teams, including Helton, Dickey, Augie Ojeda and Detroit Tigers first-round pick Christin Stewart (2014) from Tennessee.

Serrano graduated from Cerritos High School in 1982 and played two seasons at Cerritos College. In 1985, he went 12-1 and earned junior college All-American honors while helping the Falcons to a 39-5 record en route to the state championship. Serrano then pitched for Cal State Fullerton in 1986, posting a 3-4 record with one save in 15 appearances.

Serrano holds a bachelor's degree from Trinity College and University (2003) and was born on June 28, 1964, in Torrance, Calif. He has three sons: Kyle, Zach and Parker.

YEAR-BY-YEAR COACHING RECORD

YEAR	SCHOOL	POSITION	RECORD	PCT	TITLES
1988	Cerritos College	Assistant	38-13	.745	C
1989	Cerritos College	Assistant	43-9	.827	C/S
1990	Cerritos College	Assistant	36-7	.837	C
1991	Cerritos College	Head Coach	28-16	.636	C
1992	Cerritos College	Assistant	30-10	.750	C
1993	Cerritos College	Assistant	19-18-1	.513	
1994	Cerritos College	Assistant	27-15	.643	

JUNIOR COLLEGE TOTALS

Head Coach	1 year	28-16	.636
Assistant Coach	6 years	193-72-1	.727
Total	7 Years	221-88-1	.715

YEAR	SCHOOL	POSITION	RECORD	PCT	TITLES
1995	Tennessee	Assistant	54-16	.771	C/R/CWS
1996	Tennessee	Assistant	43-20	.683	C
UT Assistant Coach Totals		2 Years	97-36	.729	

YEAR	SCHOOL	POSITION	RECORD	PCT	TITLES
1997	Cal State Fullerton	Assistant	39-24-1	.617	C
1998	Cal State Fullerton	Assistant	47-17	.734	South
1999	Cal State Fullerton	Assistant	50-14	.781	C/R/SR/CWS
2000	Cal State Fullerton	Assistant	38-21	.644	C
2001	Cal State Fullerton	Assistant	48-18	.727	C/R/SR/CWS
2002	Cal State Fullerton	Assistant	37-22	.627	
2003	Cal State Fullerton	Assistant	50-16	.758	R/SR/CWS
2004	Cal State Fullerton	Assistant	47-22	.681	C/R/SR/CWS/N
CSF Assistant Coach Totals		8 Years	356-154-1	.698	

YEAR	SCHOOL	POSITION	RECORD	PCT	TITLES
2005	UC Irvine	Head Coach	31-25	.554	
2006	UC Irvine	Head Coach	36-24	.600	
2007	UC Irvine	Head Coach	47-17-1	.723	R/SR/CWS
2008	Cal State Fullerton	Head Coach	41-22	.651	C/R
2009	Cal State Fullerton	Head Coach	47-16	.746	R/SR/CWS
2010	Cal State Fullerton	Head Coach	46-18	.719	C/R
2011	Cal State Fullerton	Head Coach	41-17	.707	C
2012	Tennessee	Head Coach	24-31	.436	
2013	Tennessee	Head Coach	22-30	.423	
2014	Tennessee	Head Coach	31-23	.574	
2015	Tennessee	Head Coach	24-26	.480	
2016	Tennessee	Head Coach	29-28	.508	
2017	Tennessee	Head Coach	20-17	.541	
UC Irvine Head Coach Totals (3 yrs)			114-66-1	.633	
Fullerton Head Coach Totals (4 yrs)			175-73	.706	
Tennessee Head Coach Totals (6 yrs)			151-155	.493	

DIVISION I TOTALS

Head Coach	13 years	440-294-1	.599
Assistant Coach	10 years	453-190-1	.704
Total	23 years	893-483-2	.648

C = Conference Title, S = State Championship, R = Regional Title, SR = Super Regional Title, CWS = College World Series Appearance, N = National Championship

TWO PROGRAMS TO OMAHA

Tennessee head coach Dave Serrano is one of only 12 coaches in NCAA history to lead two programs to the College World Series.

Larry Cochell	Cal State LA, Fullerton, Oklahoma
Augie Garrido	Fullerton, Texas
Mike Gillespie	USC, UC Irvine
Andy Lopez	Pepperdine, Florida, Arizona
Paul Mainieri	Notre Dame, LSU
Pat McMahon	Mississippi State, Florida
Tom Petroff	Rider, Northern Colorado
Ron Polk	Georgia Southern, Miss. St., Georgia
Dave Serrano	UC Irvine, Fullerton
Dave Snow	Loyola Marymount, Long Beach State
Jack Stallings	Florida St., Georgia Southern
Dave Van Horn	Nebraska, Arkansas

Notes on the Vols...

COMMODORE WATCH

■ Vanderbilt won three of the team's four games last week, recording a 21-2 victory at Middle Tennessee on Tuesday before taking two-of-three games at Georgia over the weekend.

■ Offensively, VU is led by Julian Infante who boasts a .348 average, 57 hits and 11 doubles. Three other Commodores boast averages above .300, including Will Toffey who leads the team in RBI with 40.

■ RHP Kyle Wright was named SEC Pitcher of the Week and one of Collegiate Baseball's National Players of the Week for his three-hit shutout of Florida on April 13. The junior struck out a career-best 13 with no walks while scattering the three singles.

TENNESSEE ON [ROCKY] TOP

■ UT on NCAA charts (as of April 26):

- Team ERA: 47th (3.76)
- Team Hits Allowed/Nine Innings: 43rd (8.29)
- Team WHIP: 42nd (1.29)
- **Jordan Rodgers**: 1.57 hits per game (26th)
- **Hunter Martin**: two complete games (24th) and 10 games started (35th)

■ As a team, Tennessee ranks among the SEC's Top 10 in the following categories (as of April 26):

- Batting Average: 8th (.277)
- On Base Percentage: 7th (.369)
- Team Hits: 10th (366)
- Team Triples: 2nd (12)
- Team Walks: 7th (167)
- Team Stolen Bases: 6th (43)
- Team ERA: 8th (3.76)
- Batters Struck Out Looking: T-9th (104)
- Runners Picked Off: 8th (5)
- Fewest Hits Allowed: 6th (317)
- Fewest Runs Allowed: 6th (169)
- Fewest Walks Allowed: 5th (127)
- Fewest Doubles Allowed: T-2nd (54)
- Fewest Home Runs Allowed: 4th (21)
- Double Plays Turned: 7th (32)

■ Vols rank among the SEC's Top 10 in the following categories (as of April 26):

- **Jeff Moberg**: three triples (T-2nd) and 9 HBP (T-9th)
- **Jordan Rodgers**: .377 average (3rd), .571 slugging percentage (7th) 58 hits (T-6th) and 88 total bases (T-9th)
- **Pete Derkay**: .451 OBP (6th), 29 walks (7th) and 1.000 fielding percentage (T-1st)
- **Andre Lipcius**: 326 putouts (4th) and 29 double plays fielded (5th)
- **Dom Thornton**: 1.000 fielding percentage (T-1st)

PROBABLE STARTERS Career Avg. HR RBI More Career Notes

C	14	Pete Derkay	Fr.	.301	1	15	Owns 29 walks in 33 games, ranking T-6th in the SEC
1B	13	Andre Lipcius	Fr.	.303	--	19	Began UT career reaching base safely in 21 straight games
2B	6	Jeff Moberg	R-Sr.	.306	7	45	Leads UT w/ 6 HRs in 2017; Hit .415 in 16 games in '16
3B	7	Jordan Rodgers	Sr.	.304	10	97	Has reached base in all 36 games in 2017; 56 RBI in 2016
SS	19	Max Bartlett	Sr.	.219	--	18	Started 44 games at SS in 2016; Hit 7 doubles in 2016
CF	9	Justin Ammons	Fr.	.279	1	14	Memphis native; SEC Freshman of the Week (Feb. 21-26)
RF	26	Dom Thornton	Jr.	.236	4	17	Has 4 HRs in 37 games in 2017; Hit .414 w/ 18 HR in 2016
LF	22	Matt Waldren	Sr.	.197	1	13	Knocked 1st career HR in Game 2 vs. South Carolina (3/18)
DH	40	Luc Lipcius	Fr.	.343	0	5	Also serving as primary PH in 2017; Twin brother of Andre

- **Hunter Martin**: 65.1 innings pitched (4th), 65 batters struck out (9th), 26 batters struck out looking (T-3rd) and fewest walks allowed (12 - T-10th)
- **Garrett Stallings**: fewest walks allowed (9 - T-4th)
- **Will Neely**: fewest hits allowed (32 - 3rd)
- **Zach Linginfelter**: two runners picked off (T-8th) and fewest hits allowed (37 - T-9th)
- **Jon Lipinski**: 15 games finished (4th)

MOBERG: MIDSEASON ALL-AMERICAN

■ Redshirt senior **Jeff Moberg** was named a D1Baseball.com Midseason All-American on April 6, having hit .389 with 22 runs scored on 42 hits with a Tennessee-leading six home runs through the midway point of the 2017 season.

MORE ON MARTIN...

■ Senior Hunter Martin ranks tied for third in the SEC with 26 batters struck out looking as well as fourth with 65.1 innings pitched on the year.

■ With his complete game effort last Friday at Texas A&M, Martin became the first UT pitcher to record multiple complete games in a single season since Zack Godley did so in 2013 (6).

RODGER(S) THAT

■ Senior **Jordan Rodgers** has reached base safely in every game started this year (37), while his .377 batting average currently ranks third-best in the SEC.

■ Rodgers also leads the Volunteers with 16 multi-hit games and 27 RBI this season.

WALK THIS WAY

■ **Pete Derkay** has a team-leading 29 walks on the season, which ranks 7th in the SEC through 38 games.

■ Set a single-game record for Tennessee - 3 walks vs. MTSU on April 11, 2017.

FRESHMAN PHENOM

■ **Andre Lipcius** began his collegiate career with UT reaching base safely in 21 straight games.

■ The first baseman also owned a 10-game hitting streak entering the midweek game vs. Tennessee Tech on March 28.

WINNING WEDNESDAYS

■ The Volunteers continued their winning ways on Wednesdays as they struck early in the Smoky Mountain Challenge against the ETSU Buccaneers, plating one run in the first inning en route to recording an 8-1 win at Smokies Stadium -- home of the Tennessee Smokies.

► BY THE NUMBERS

.377

» Through UT's 38 games, **Jordan Rodgers** leads the Vols' 2017 squad with a batting average of .377 (3rd SEC) and 27 RBI.

2

» **Hunter Martin** became the first UT pitcher to record multiple complete games (2) in a single season since **Zack Godley** did so in 2013 (6).

16

» **Jordan Rodgers** leads the Vols with 16 multi-hit games on the year. **Jeff Moberg** trails him with 15.

29

» **Pete Derkay** ranks seventh in the SEC for most walks this season. His total now stands at 29 walks through UT's 38 games.

37

» Senior **Jordan Rodgers** has reached base safely in each of his 37 games started this season, also a team-high streak in 2017.

85

» Vol newcomers have accounted for 85 of Tennessee's 176 runs batted in on the season.

96

» Through UT's first 38 games, the team has accumulated 96 extra-base hits, including 23 home runs.

151

» In his 6th season with the Vols, **Dave Serrano** owns a 151-155 (.493) record at the helm of UT since 2012. He clinched his 100th win on 5/15/15 vs. Miss. State in Knoxville (W, 11-6).

300

» Vol pitchers have combined for 300 strikeouts through 38 games so far this season. **Hunter Martin** has fired 65 strikeouts through 65.1 IP.

440

» The number of career wins Head Coach **Dave Serrano** has achieved in his 13 years as a Division 1 head coach.



UTSports.com/Baseball



@Vol_Baseball



Facebook.com/VolBaseball



Vol_Baseball

■ **Jeff Moberg** (3-for-5, RBI) and **Jordan Rodgers** (2-for-3, 3 RBI) paced UT's offense. The Vols' bats combined for five extra-base hits, including Rodgers' sixth home run of the season in the second of three midweek matchups with ETSU.

■ Sophomore righty **Will Neely** went 7.0 innings in the start, allowing one run on four hits and striking out five to earn his second win of the season.

■ The matchup in Smokies Stadium marked Tennessee's fourth game played in the minor league ballpark since 2002 and the Vols' first win. The previous three games were played as part of the Tennessee Classic, an exhibition series between the Vols and the Double-A Smokies.

■ The Orange and White last played in Smokies Stadium on April 4, 2006, when the then-Double-A affiliate of the Arizona Diamondbacks defeated UT, 8-0.

ABOUT LAST WEEKEND...

■ **Friday (4/21)**

- Led by a complete-game effort from senior **Hunter Martin**, Tennessee took a 1-1 tie into the bottom of the ninth vs. No. 20-ranked Texas A&M but was outlasted, 2-1, on Friday at Olsen Field at Blue Bell Park.

- In his 10th start of the year, Martin (4-4) dealt his second complete effort in as many games (also, vs. Auburn) and became the first Volunteer pitcher to record multiple complete games in a single season since **Zack Godley** (6) did so in 2013.

- The Volunteers matched the Aggies with seven total hits on Friday, led by **Jordan Rodgers** (2-for-4, RBI) and **Luc Lipcius** (2-for-4).

■ **Saturday (4/22)**

- Tennessee allowed just four hits at No. 20-ranked Texas A&M on Saturday, but the Aggies took advantage of an early error and scoring opportunity to come out on top, 3-1.

- Making his fourth start of the season, freshman **Garrett Stallings** went a career-long 7.0 innings in the loss.

- Freshman **Luc Lipcius** led UT's offense with a 2-for-4 effort in his first start in right field since the Vols' season opener.

■ **Sunday (4/23)**

- Gridlocked at a 3-3 tie entering the 14th inning with No. 20-ranked Texas A&M on Sunday, an RBI single and bases loaded walk gave the Vols a 5-3 lead they would not relinquish in their series finale at Olsen Field at Blue Bell Park.

- The Aggies fought back in the bottom of the 14th, putting two runners on base, but a called third strike from reliever **Andrew Schultz** secured Tennessee's win.

- **Jeff Moberg** (2-for-5), **Luc Lipcius** (2-for-6, RBI) and **Jordan Rodgers** (2-for-7, 2 RBI) led UT's lineup on Sunday as the offense combined for three doubles in the finale at Texas A&M, its most since March 28 vs. Tennessee Tech (W, 6-0).

- In the top of the 14th, Lipcius delivered the go-ahead single through the left side, scoring **Matt Waldren** from second before a base-loaded walk by **Pete Derkay** would bring one more across to give UT a 5-3 lead.

- Entering the game in the seventh, freshman **Zach Linginfelter** went 7.0 scoreless innings in relief, fanning a career-high eight batters while allowing just three hits for the win.

- Schultz finished the game in the bottom of the 14th, picking up the save with 1.0 scoreless inning and one strikeout.

CALL IT A COMEBACK...

■ Having missed the remainder of the 2016 season due to knee injury, **Jeff Moberg** owns a .331 batting average, six home runs, 25 runs scored and 21 RBI.

■ Righty **Jacob Westphal** witnessed his first action on the mound since the 2015 season on Wednesday, March 15 vs. Austin Peay, striking out his one batter faced in his return from Tommy John surgery (missed all of 2016).

BOMBIN' DOM

■ **Dom Thornton's** home run on April 2 was his fourth in seven games (March 24-April 2).

■ The transfer outfielder is looking to continue his recent run production, having hit 18 home runs with 74 RBI in 2016 as Howard College's (Texas) primary right fielder.

■ Thornton hit two homers in UT's SEC series visiting Mississippi State (March 24-26).

THE KIDS ARE ALRIGHT...

■ Tennessee outfielder **Justin Ammons** was named Southeastern Conference Freshman of the Week on Monday, Feb. 27.

■ **Ammons** became the first Volunteer freshman to receive Player of the Week honors since VFL **Nick Senzel** was named SEC Player of the Week in 2014. He's also the first player to receive SEC Freshman of the Week honors, specifically, since **Zach Osborne** was selected during the week of May 18, 2009.

■ With three doubles and one triple vs. UCI, **Ammons** tied a UT school record for most extra-base hits in a single game with four, last accomplished by **Drew Steckenrider** vs. Vanderbilt on May 4, 2012 (four doubles).

■ **Garrett Stallings** made his first career start last Saturday vs. Georgia, having pitched 25.0 total innings over 12 relief appearances. He became just the third true freshman to start a game for Tennessee this season (also, **Connor Darling** and **Zach Linginfelter**).

2017 VOLUNTEERS - QUICK HITS

■ **Walk This Way: Pete Derkay** has a team-leading 29 walks on the season, which ranks 7th in the SEC through 38 games.

■ **Rodger(s) That:** Senior **Jordan Rodgers** has reached base safely in every game started this year (37), while his .377 batting average currently ranks third-best in the SEC. Rodgers also leads the Volunteers with 16 multi-hit games and 27 RBI this season.

■ **More on Moberg...:** D1Baseball.com Midseason All-American **Jeff Moberg** owns 15 multi-hit games on the season. His six home runs rank tops on the Vols' squad in 2017.

■ The Vols have combined for 96 extra-base hits this year, including 23 home runs (surpassing 2016's complete season total).

■ The Vols' 2017 roster boasts 17 newcomers including 14 true freshmen, two JUCO transfers and one graduate transfer.

VFLS ON MLB OPENING DAY ROSTERS

■ Tennessee Baseball had five former players on Opening Day 40-man rosters, including RHP **R.A. Dickey** (Atlanta Braves), RHP **Zack Godley** (Arizona Diamondbacks), C **Yan Gomes** (Cleveland Indians), 3B **Chase Headley** (New York Yankees) and RHP **Drew Steckenrider** (Miami Marlins).

■ Sixty-eight baseball players formerly from Southeastern Conference institutions were on 2017 Major League Baseball Opening Day active rosters.

■ Every SEC institution was represented, with each team boasting at least two former SEC players on MLB active rosters.

TONY GWYNN CLASSIC ALL-TOURNAMENT TEAM

■ The Vols placed two players, freshmen **Justin Ammons** and **Pete Derkay**, on the 2017 Tony Gwynn Classic All-Tournament Team.

■ **Ammons** hit .500 (6-for-12) with four doubles, a triple and five runs scored, including a four extra-base hit performance in UT's tournament finale vs. UC Irvine on Saturday, Feb. 25.

■ Over UT's three games in San Diego, **Derkay** hit .667 with one double, one triple and posted a team-best .750 on-base percentage.

STARTED AS A FRESHMAN, NOW WE'RE HERE

■ Despite losing seven positional starters from the 2016 season, UT returns 18 lettermen including six true seniors.

■ Redshirt senior **Jeff Moberg** returns to action following knee injury on March 15 last year.

■ Senior **Jordan Rodgers** returns to third base for the Vols, hitting .282 with 56 RBI as a junior in 2016. To begin SEC play last season, Rodgers led the NCAA in RBI and finished the year tied for fourth in the SEC with 56 RBI. On April 1, 2016 vs. Kentucky, he also became the third Vol in Tennessee history to hit for the cycle.

■ On the pitching staff, **Jon Lipinski** and **Hunter Martin** look to provide a veteran presence as the two true seniors for UT.

■ The 2017 lineup is also scattered with senior experience from infielders Moberg, Rodgers, **Max Bartlett** and graduate transfer **Reggie Southall**, and outfielder **Matt Waldren**.

■ Of UT's seven seniors, three have spent their entire four-year collegiate career with the Orange and White (**Martin**, **Moberg** and **Rodgers**).

EARLY NODS: PRESEASON HONORS

■ **Baseball America**

- Top 100 College Draft Prospects: **Zach Warren** (No. 64)

- 2017 Top 20 SEC Prospects: **Zach Warren** (No. 17)

- 2017 Top SEC Freshmen: **Zach Linginfelter** (No. 5)

■ **D1Baseball.com**

- Top 200 Starting Pitchers: **Zach Warren** (No. 35) and **Will Neely** (No. 186)

- Top 50 Relief Pitchers: **Hunter Martin** (No. 42)

- Top 50 Catchers: **Benito Santiago** (No. 28)

- Top 50 Second Basemen: **Jeff Moberg** (No. 24)

- Top 50 Third Basemen: **Jordan Rodgers** (No. 24)

- Top 150 Outfielders: **Brodie Leftridge** (No. 31) and **Justin Ammons** (No. 132)

- Top 100 College Freshman Prospects: **Zach Linginfelter** (No. 18), **Garrett Stallings** (No. 54) and **Pete Derkay** (No. 57)

- Top 30 SEC Draft Prospects: **Zach Warren** (No. 12) and **Brodie Leftridge** (No. 16)

- Impact Freshmen in SEC: **Zach Linginfelter** (No. 9), **Garrett Stallings** (No. 25) and **Pete Derkay** (No. 26)

■ **Perfect Game**

- Top 100 College Juniors: **Zach Warren** (No. 31) and **Brodie Leftridge** (No. 54)

SEASONS CHANGE: 2016 RECAP

■ Tennessee finished its 2016 season with a 29-28 record (9-21 in SEC) and clinched a postseason bid to the SEC Baseball Tournament for the third consecutive year. The tournament berth marked the first time for the Volunteers to appear in the league's postseason tournament in three straight seasons (2014-16) since 1995-97, previously as part of the SEC's six-team and eight-team playoff formats.

■ The Vols turned an SEC-leading 58 double plays in 2016 and finished the season 13th in the country in double plays turned per game.

■ Tennessee was also the only SEC team to have three players with more than 50 RBI to end the season, including Cincinnati Reds first-round pick **Nick Senzel**, St. Louis Cardinals' 14th-round pick **Vincent Jackson** and returning senior infielder **Jordan Rodgers**.

■ Following the Detroit Tigers' first-round selection of **Christin Stewart** in 2015 and Cincy's second-overall selection of Senzel in 2016, the Vol Baseball program witnessed back-to-back first round picks for the first time since 2005-06.

VOLSCHOLARS

■ To be eligible to wear the VOLScholar patch, University of Tennessee student-athletes must achieve a 3.0 GPA in either of the two previous semesters, or they must own a cumulative 3.0 GPA (freshmen are not eligible for the patch).

■ Currently, nine Vols on the 2017 squad are eligible to wear the patch:

- **Eric Freeman**
- **Alex Harper-Cook**
- **Nico Mascia**
- **Will Neely**
- **Quint Robinson**
- **Zach Warren**
- **Daniel Vasquez**
- **Matt Waldren**
- **Jacob Westphal**

STRAIGHT OUTTA KNOXVILLE...

■ In 2016, VFL **Christin Stewart** was named the Detroit Tigers' Minor League Player of the Year. Stewart combined for 30 home runs and 87 RBI over the two stops with Class A-Advanced Lakeland and Double A Erie.

■ The Volunteers had four players selected by three different Major League organizations in the 2016 Major League Baseball First-Year Player Draft.

■ Tennessee infielder **Nick Senzel** was selected by the Cincinnati Reds in the first round (second overall pick) of the 2016 Major League Baseball First-Year Player Draft.

■ With his selection, Senzel became the first UT player drafted in the first round since former teammate **Christin Stewart** was selected as the 34th overall pick by the Detroit Tigers in 2015. Senzel also became the sixth, first-round draft pick for the Volunteers since 2007 and the 17th overall first-rounder in Tennessee Baseball program history.

■ Picked second overall, Senzel now stands as the highest-drafted player directly out of the University of Tennessee in school history.

■ **Andy Cox** was selected by the Cincinnati Reds in the seventh round (198th overall), joining Senzel as part of the Reds organization.

■ Outfielder **Vincent Jackson** was drafted by the St. Louis Cardinals in the 14th round (436th overall). He became the first Tennessee player to join St. Louis since 1992 and was selected to report to the Cardinals' Spring Training Early Program.

■ Since the MLB Draft began in 1965, Tennessee has now had 100 players selected in the Top 20 rounds, including 53 players picked in Rounds 1-10.

■ Senzel finished his first pro season with the Dayton Dragons with a .329 batting average and seven home runs. His 23 doubles in 105 games also tied for second-most on the squad and his 36 RBI tied for third among Dayton batters in 2016.

SIX TOP-20 RECRUITING CLASSES

■ By Perfect Game and D1Baseball.com reports, Tennessee's 2017 signing class ranks 14th in the nation. The Volunteers' newest class was also tabbed No. 18 in the country by Baseball America this fall.

■ UT's 2016 class was ranked No. 15 and its 2015 class earned a No. 12 national ranking by PG, while the 2014 class was named No. 13 in the country by the same outlet. Baseball America put Tennessee's 2013 class as No. 15 overall and Serrano's first recruitment class as No. 20 overall in 2012.:

- 2017 Class: Ranked No. 14
- 2016 Class: Ranked No. 15
- 2015 Class: Ranked No. 12
- 2014 Class: Ranked No. 13
- 2013 Class: Ranked No. 12
- 2012 Class: Ranked No. 20

VOLS STAFF: 12 COMBINED CWS TRIPS

■ Head Coach **Dave Serrano** is among an elite group of college baseball coaches who have succeeded in taking two different programs to the College World Series (UC Irvine in 2007; Cal State Fullerton in 2009).

■ As a head coach and assistant coach over his 21-year career, Serrano has made seven trips to Omaha for the CWS, including a trip with Tennessee's 1995 powerhouse team.

■ During his first stint with the Vols, Assistant Coach **Larry Simcox** helped UT to Omaha on three occasions: 1995, 2001 and 2005.

■ Assistant Coach **Aric Thomas** and Director of Player Development **Todd Helton** add their own unique perspectives from Omaha, having reached the CWS as players with the Oklahoma Sooners and Tennessee Volunteers, respectively, in 1995.

■ Collectively, the Tennessee staff boasts 12 combined trips to Omaha, Neb., home of the annual College World Series of Baseball (Dave Serrano - 7; Larry Simcox - 3; Aric Thomas - 1; Todd Helton - 1).

HELTON: BACK ON ROCKY TOP

■ In January 2016, Head Coach **Dave Serrano** announced the addition of VFL **Todd Helton** as the director of player development for the Volunteer Baseball program.

■ In his volunteer role with Tennessee, Helton is responsible for maintaining alumni relations, assisting with on-campus recruiting, collaborating with UT's coaching staff and helping Tennessee's current players make informed decisions about pursuing professional baseball careers.

■ Helton spent 17 years with the Colorado Rockies organization and as the club's longest-tenured player, he was a five-time All-Star, four-time Louisville Slugger Silver Slugger Award winner and three-time Rawlings Gold Glove Award winner.

■ The Tennessee native helped guide the Vols to three straight NCAA Regional appearances, including a third-place finish at the 1995 College World Series. He was twice named to the NCAA All-Tournament Team and earned a complete-game pitching victory over Clemson in the first round of the College World Series. Helton holds numerous school hitting records and the SEC's mark for consecutive scoreless innings pitched with 47.2 in 1994.

FOLLOW YOUR VOLS...

■ The Voice of the Volunteers **John Wilkerson** enters his 27th season on the Vol Baseball Network and his 19th year as UT's play-by-play announcer. Joining Wilkerson for his fifth-straight season with UT Baseball is color analyst **Vince Ferrara** on Sports Radio WNML AM 990/FM 99.1.

■ Sports Radio WNML will carry 47 of UT's 55 regular season games on-air or via UTSports.com.

■ Vol Baseball will also have nine of its regular season games featured on the **ESPN** family of networks including the **SEC Network** as a part of the 2017 SEC Baseball television package.

■ UT will have nine games featured on national television, including five home matchups: March 17 vs. South Carolina at 7 p.m. ET (SECN), March 19 vs. South Carolina at 2 p.m. ET (ESPNU), April 13 vs. Auburn at 7 p.m. ET (SECN), May 4 vs. Arkansas at 7 p.m. ET (SECN) and May 6 vs. Arkansas at 1 p.m. ET (SECN).

■ Overall, 12 of the Vols' 29 home games will be available for viewing on television or online stream, while each of UT's road conference games will be broadcast through ESPN/SEC network platforms.

ON DECK FOR TENNESSEE

■ Tennessee returns home on Tuesday, May 2 to host ETSU in the final matchup between the programs this season before welcoming Arkansas to Rocky Top on Thursday, May 4 - Saturday, May 6.

2017 TENNESSEE RECORD WHEN...

Vols at Lindsey Nelson Stadium	11-9	Friday	6-5	When UT pitchers have 4- walks	13-11
Vols on the road	7-8	Saturday	5-5	When Vols have 10+ hits	16-3
Vols at neutral sites	3-0	Sunday	4-5	Day Games	12-11
Record in 3/4-game series	4-5/0-0	Decisions vs. LHP starters	5-5	Night Games	9-6
February	6-1	Decisions vs. RHP starters	16-12	When Vols score 6+	15-0
March	9-7	When Vols score first	14-5	When Vols score 5-	6-17
April	6-9	When opponents score first	7-12	When Vols allow 5+	5-11
May	0-0	Comeback wins (trailing after 5 inn.)	5-10	When Vols allow 4-	16-6
June	0-0	Leading after 6/7/8 inn.	14-2/15-0/13-0	When Vols hit a home run	11-7
vs. Non-Conference	16-4	Trailing after 6/7/8 inn.	3-12/3-16/0-15	When Vols out-hit opponent	16-4
vs. SEC	5-13	Tied after 6/7/8 inn.	4-3/3-17-2	When opponent out-hits Vols	3-12
vs. SEC East	3-6	Extra innings	5-1	When Vols/opp. had = hits	2-1
vs. SEC West	2-7	1-run games	7-5	NIKE Solid White w/ Grey Trim	5-5
Monday	0-0	2-run games	1-4	NIKE Orange VOLS Tops	5-5
Tuesday	1-2	When starter went 6+ inn.	6-6	NIKE Orange Tennessee Tops	3-2
Wednesday	5-0	When UT pitchers have 10+ Ks	9-2	NIKE Vols Cream Throwbacks	2-2
Thursday	0-0	When UT pitchers have 5+ walks	8-6	NIKE Smokey Greys	5-4

THE LAST TIME...


No-Hitter:	Jeffery Terrell vs. Bowling Green State 2/15/02 (W, 5-0)	Six-Hit Game:	Kris Bennett vs. Georgia 6/11/01
One-Hitter:	Luke Hochevar at Auburn 3/18/05 (W, 2-1)	Four-Run Game:	Chris Hall vs. Kentucky 4/1/16
Complete Game:	Hunter Martin at Texas A&M 4/21/17 (L, 2-1, 9.0 innings)	Five-Run Game:	P.J. Polk at Georgia 5/8/10
Shutout (individual):	Zack Godley at Kentucky 4/14/13 (W, 5-0, 9.0 inn.)	Four-RBI Game:	Benito Santiago vs. Seton Hall (TGC), 2/24/17
Shutout (Team):	vs. Tennessee Tech 3/28/17 (W, 6-0)	Five-RBI Game:	Nick Senzel vs. Central Michigan 2/28/16
Back-to-Back shutouts:	Morehead State 4/17/06 (doubleheader; wins of 3-0 and 9-0)	Six-RBI Game:	Nick Senzel (2x), last vs. MTSU 3/29/16
10+ Strikeouts (individual):	Bret Marks (12 Ks) vs. Grand Canyon 3/6/15	Seven-RBI Game:	Tyler Horne vs. South Carolina 5/9/09
10+ Innings Pitched:	Jamie Bennett (10.0) vs. Auburn 4/14/00	Eight-RBI Game:	Jordan Rodgers vs. Kentucky 4/1/16
1-0 Win:	at Alabama (DH-2) 4/16/11	Four Steals:	Jordan Czarniecki vs. Tennessee Tech 3/26/03
1-0 Loss:	vs. Grand Canyon 3/7/15	Straight Steal of Home:	Will Maddox vs. MTSU, 4/30/13
Hit for the Cycle:	Jordan Rodgers vs. Kentucky 4/1/16	UT Turned a Triple Play:	Eastern Kentucky 2/22/97 (SS-1B)
Walk-Off Win	Andre Lipcius (RBI 1B in 10th inning) vs. Auburn 4/14/17	UT Hit into a Triple Play:	vs. Florida 4/6/08 (Jeff Lockwood lined into 2B-SS-1B)
Inside the Park Home Run:	Benito Santiago vs. Vanderbilt 4/23/16	No-Hitter vs. UT:	LHP Brian Dodd of Arizona State 3/19/88
Inside the Park Grand Slam:	Joe Randa vs. Louisville 4/23/91	Opposing Player Hit Three HR:	Cole Lankford of Texas A&M 5/18/13
Pinch-Hit Home Run:	Matt Waldren vs. South Carolina 3/18/17	Three Straight Complete Games:	Ryan Meyers, Mike Lincoln & Scott Schroeffel, 1996 Atlantic Regional vs. Charleston Southern, Georgia Southern and West Virginia
Pinch-Hit Grand Slam:	Charley Thurber vs. Xavier 2/21/10	Extra Innings Win	at Texas A&M (5-3 in 14 inn.) 4/23/17
Leadoff Home Run:	Jeff Moberg vs. Norfolk State, 3/4/17	Extra Innings Loss	vs. South Carolina (4-6 in 10 inn.) 3/18/17
Two-Home-Run Game:	Jordan Rodgers vs. Norfolk State, 3/3/17	Home Series Won:	Cincinnati 3/10-3/11
Three-Home-Run Game:	Cody Hawn vs. Ohio 3/6/09	Home Series Lost:	Auburn, 4/13-4/15
Two-Run Home Run:	Dom Thornton vs. Tennessee Tech, 3/28/17	Home Series Sweep:	Norfolk State 3/3-5/17
Three-Run Home Run:	Jordan Rodgers vs. Kentucky 4/1/16	Home Series Swept:	South Carolina, 3/17-19/17
Grand Slam:	Vincent Jackson vs. Tennessee Tech 3/22/16	Away Series Won:	at Florida, 4/7-9/17
Back-to-Back HR: Jordan Rodgers (2-run) and Benito Santiago (solo) vs. Norfolk St. 3/3/17		Away Series Loss:	at Texas A&M 4/21-23/2017
Back-to-Back-to-Back HR:	Ken Folkers, Ed Lewis & Ray Espinosa vs. ETSU 4/3/96	Away Series Sweep:	at Tony Gwynn Classic (3-0), 2/24-25/17
HR in Three-Straight Games:	Ethan Bennett, March 12-15/11	Away Series Swept:	at Mississippi State, 3/24-26/2017
HR in Four-Straight Games:	Cody Hawn, May 9-14/10	Away Tournament Won:	at Grand Canyon Classic (3-0), 2016
Three-Double Game:	Andre Lipcius at Memphis, 2/19/17	UT Player Ejection:	Brodie Leftridge (9th) vs. ECU, 3/6/16
Four-Double Game:	Justin Ammons vs. UC Irvine, 2/25/17	UT Head Coach Ejection:	Dave Serrano (9th) at UC Irvine 2/28/15
Two-Triple Game:	Hunter Rigsby vs. ETSU 4/17/02	UT Assistant Coach Ejection:	Aric Thomas (9th) at UC Irvine 2/28/15
Four-Hit Game:	Benito Santiago Cincinnati, 3/11/17		
Five-Hit Game:	Jeff Moberg vs. Central Michigan 2/28/16		

Bold -- Occured in 2017

2017 NATIONAL COLLEGE BASEBALL POLLS (as of April 24, 2017)

Baseball America (April 24)	Collegiate Baseball (April 24)	USA Today Coaches (April 24)	NCBWA (April 24)	D1Baseball.com (April 24)
1. Oregon State.....32-3	1. Oregon St.....32-3	1. Oregon State.....32-3	1. Oregon State.....32-3	1. Oregon State.....32-3
2. Louisville33-6	2. Texas Christian30-8	2. Louisville.....33-6	2. Louisville.....33-6	2. Louisville.....33-6
3. North Carolina.....31-9	3. Louisville.....33-6	3. Clemson33-8	3. TCU.....30-8	3. Clemson33-8
4. TCU.....30-8	4. North Carolina31-9	4. North Carolina31-9	4. Clemson33-8	4. North Carolina31-9
5. Auburn30-12	5. Clemson33-8	5. TCU.....30-8	5. North Carolina.....31-9	5. TCU.....30-8
6. Clemson33-8	6. Texas Tech.....33-10	6. Texas Tech.....33-10	6. Texas Tech.....33-10	6. Kentucky.....28-13
7. Texas Tech33-10	7. Mississippi St.....28-14	7. Kentucky.....28-13	7. Kentucky.....28-13	7. Auburn.....30-12
8. Mississippi State.....28-14	8. Auburn30-12	8. Florida27-13	8. Virginia.....33-10	8. Texas Tech.....33-10
9. Long Beach State25-13	9. Kentucky.....28-13	9. Auburn30-12	9. Auburn30-12	9. Florida27-13
10. Kentucky.....28-13	10. Arkansas32-10	10. Virginia33-10	10. Arizona26-12	10. Mississippi State28-14
11. Florida.....27-13	11. St. John's.....29-5	11. LSU.....27-14	11. Florida.....27-13	11. Long Beach State.....25-13
12. Virginia.....33-10	12. Virginia.....33-10	12. Arizona.....26-12	12. Arkansas.....32-10	12. Arizona.....26-12
13. Arizona.....26-12	13. Florida27-13	13. Mississippi State.....28-14	13. Mississippi State.....28-14	13. LSU.....27-14
14. CS Fullerton24-14	14. Louisiana St.....27-14	14. Arkansas.....32-10	14. Long Beach State.....25-13	14. Virginia33-10
15. LSU.....27-14	15. Maryland.....28-11	15. Long Beach State25-13	15. LSU.....26-14	15. Arkansas.....32-10
16. Arkansas.....32-10	16. Long Beach St.....25-13	16. CS Fullerton24-14	16. St. John's.....29-5	16. CS Fullerton24-14
17. Wake Forest.....29-13	17. Arizona26-12	17. Michigan31-9	17. Cal State Fullerton24-14	17. Michigan31-9
18. Stanford.....23-12	18. Cal. St. Fullerton24-14	18. St. John's.....29-5	18. Michigan31-9	18. St. John's.....29-5
19. Texas A&M.....28-13	19. Gonzaga24-14	19. Wake Forest.....29-13	19. Wake Forest.....29-13	19. Texas A&M.....28-13
20. Houston.....27-12	20. Louisiana-Lafayette....26-14-1	20. Stanford23-12	20. Stanford23-12	20. Stanford23-12
21. Maryland.....28-11	21. South Carolina.....24-15	21. South Carolina.....24-15	21. Houston27-12	21. Wake Forest.....29-13
22. St. John's29-5	22. Vanderbilt25-16	22. Texas A&M.....28-13	22. Mercer35-7	22. Maryland.....28-11
23. Michigan31-9	23. Wake Forest.....29-13	23. Houston27-12	23. Texas A&M.....28-13	23. Houston27-12
24. Mercer35-7	24. San Diego27-11	24. Maryland.....28-11	24. Maryland.....28-11	24. UL Lafayette26-14-1
25. West Virginia23-15	25. Michigan31-9	25. Southern Mississippi.....30-12	25. West Virginia23-15	25. Southern Miss30-12

PROBABLE WEDNESDAY STARTER



RHP HUNTER MARTIN

SENIOR

12

R/R • 6-1 • 195
Right-Handed Pitcher

Murfreesboro, Tenn.
Blackman High School

MARTIN CAREER STATS

Season	W-L	GP-GS	CG	SHO	IP	H	R	ER	HR	BB	K	SV	WHIP	BAA	ERA
2014	4-4	14-12	0	0	63.2	70	34	23	6	25	43	0	0.84	.287	3.25
2015	1-3	14-6	0	0	35.1	40	26	21	1	28	29	1	1.35	.282	5.35
2016	3-3	21-5	0	0	40.0	48	17	9	2	18	20	1	0.73	.308	2.03
2017	4-4	10-10	2	0	65.1	62	25	24	5	12	65	0	0.60	.248	3.31
TOTALS	12-14	59-33	2	0	204.1	220	102	77	14	83	157	2	0.84	.278	3.39

2017 - SENIOR

- Threw his second complete game on April 21 in the series opener at Texas A&M. He allowed two runs on seven hits and dealt nine strikeouts in the outing before being charged with the loss.
- Dealt a career-high 9.0 innings in his ninth start of the year, allowing three runs on seven hits with seven strikeouts and no walks in the loss (April 13). By doing so, Martin became the first Tennessee pitcher to throw a complete, 9.0-inning game since VFL and current Arizona Diamondbacks minor leaguer Zack Godley went the distance vs. Texas A&M on May 16, 2013 (L, 5-1).
- Tossed a career long 7.1 innings in his Friday night start vs. the Gators (April 7), allowing six runs (five earned) on nine hits while throwing three strikeouts.
- Helped UT to its first SEC win of the season in his Friday night start vs. UGA, allowing one run on three hits with seven strikeouts in his fourth win of the year (March 31).
- Worked 5.1 innings in his Friday start at Mississippi State, surrendering two runs on five hits with three strikeouts to receive no decision (March 24).
- Started Tennessee's Friday night SEC Opener vs. South Carolina on Rocky Top, going 6.1 innings to allow two runs on six hits with seven punchouts for his second loss of the season (March 17).
- Took his first loss of the season on March 10 vs. Cincinnati, allowing two runs on seven hits in 6.0 innings of work while striking out six Bearcat batters.
- Earned the win in his Friday night start vs. Norfolk State, allowing two runs on six hits to move to 3-0 on the season (March 3).
- Recorded a career-high nine strikeouts over his 5.0 innings in UT's 10-2 win over Seton Hall at the Tony Gwynn Classic on Feb. 24, allowing two runs on six hits in the outing.
- Began the 2017 season as Tennessee's Friday night starter, tossing 5.0 innings for the win in UT's season opener at Memphis (Feb. 17).

MARTIN CAREER HIGHS

Innings (Starter)	9.0 (CG 2x) last vs. Texas A&M (4/21/17)
Innings (Reliever)	5.0 vs. Alabama (4/19/14)
Runs Allowed	7 vs. Kentucky (5/1/14)
ER Allowed	5 at Florida (4/7/17)
Strikeouts	9 (2x), last vs. Texas A&M (4/21/17)
Walks	6 vs. Florida (5/15/14)
Hits Allowed	9 at Florida (4/7/17)
Wild Pitches	2 vs. Missouri (4/10/15)

2016 - JUNIOR

- Appeared in 21 games (5 starts) in 2016, allowing 17 runs (nine earned) over 40.0 innings pitched including 20 strikeouts and a career-best 2.03 ERA.
- Was handed the loss in UT's SEC Tournament debut vs. No. 5 seed LSU, allowing two runs on two hits in 1.0 inning of work (May 24).
- Combined to throw 3.0 scoreless innings in relief over UT's final regular-season series vs. Georgia (May 19-21), allowing seven hits while helping the Volunteers clinch their 2016 SEC Baseball Tournament bid in Athens, Ga.
- Threw 2.1 innings in relief against #11 LSU, surrendering one run on one hit to receive the loss (May 15).
- Took the loss in his Sunday start vs. #1-ranked Florida, allowing four runs (one earned) on four hits over 3.2 innings (May 8).
- Made relief appearances on back-to-back days vs. Missouri, throwing a total of 1.2 innings without allowing a run (April 30 - May 1)
- Picked up his first save of the season in his return to his hometown when the Vols defeated MTSU, 4-2 (April 19).
- Pitched 3.0 scoreless innings out of the bullpen vs. Auburn on April 15, allowing just two hits.
- Delivered 2.0 hitless innings in relief against UNC Asheville, holding the Bulldogs to earn the win in UT's 7-3 win at historic McCormick Field.
- Threw a season-high 5.0 innings in his second start vs. Southeastern Louisiana, allowing four runs (one earned) on eight hits with three strikeouts (March 6).
- Earned his first win of the season over Central Michigan, allowing no runs over 4.0 innings pitched (Feb. 28)
- Made his first appearance of the season against Memphis (Feb. 21), giving up one run on two hits over 3.2 innings.

2015 - SOPHOMORE

- Appeared in 14 games for the Vols in 2015, going 1-3 with a 5.35 ERA, one save and 29 strikeouts through 35.1 innings of work.
- Recorded a save in his first app. of 2015, tossing 3.0 innings while allowing one earned run on five hits and striking out four at Florida International (Feb. 14).
- Picked up the win after firing 1.2 shutout innings as part of a 12-10 victory over UC Irvine (Feb. 28).
- Pitched 5.0 innings - his longest outing of the season - striking out one batter and allowing one run on three hits against ETSU (March 10).
- Threw 4.1 innings, striking out three and allowing one run on two hits vs. Georgia on March 22.
- Charged with his first loss after pitching 0.1 inning and giving up six runs on three hits at Vanderbilt (March 29).
- Tallied five strikeouts over 3.1 innings of work against Missouri (April 10), allowing two runs on three hits.
- Took with his second loss after throwing 4.2 innings against Texas A&M, allowing four runs on four hits while striking out six (May 2).
- Tossed 1.1 innings against Arkansas, allowing three runs on five hits for his third loss of the season (May 10).
- Dealt 22.2 innings over eight regular summer season games for the Brewster Whitecaps of the Cape Cod League, posting 15 strikeouts while allowing 21 hits. Martin started one postseason game for Brewster, where he threw 6.2 scoreless innings while striking out four batters.

2014 - FRESHMAN

- Made 14 appearances, including 12 starts, going 4-4 with 3.25 ERA through 63.2 innings of work.
- His 12 starts marked the second-most by a Vol in 2014, only behind senior Nick Williams (13 starts), while his 63.2 IP were third-most among Vol pitchers.
- Allowed just one hit and struck out two over 3.0 innings in the Vols' season opener against Purdue (Feb. 16).
- Earned his first collegiate win, throwing 3.0 shutout innings allowing only three hits and striking out four against La Salle (March 4).
- Tossed 2.2 shutout innings, earning his second win, at Arizona State (March 8).
- Boasting a 0.73 ERA through 12.1 innings of work, he gave up the first run of his collegiate career at Missouri (March 15) while receiving a no decision.
- Was charged with his first loss as a Vol against Auburn (March 22) tossing 6.0 innings while allowing only one earned run and striking out two.
- Recorded his third win of the season while throwing 2.1 shutout innings during a 6-3 win at LSU (April 26).
- Recorded eight strikeouts on May 1 against Kentucky, despite allowing seven runs (one earned) over 6.0 innings of work in the Vols' 15-1 loss.
- Picked up the win on May 9 at Mississippi State, allowing two runs on six hits in 6.1 innings with five punchouts.
- Threw 3.0 innings and surrendered three runs (two earned) on six hits against Vanderbilt in the SEC Tournament (Hoover, Ala.).

PERSONAL

- Full name is Hunter Douglas Martin
- Born: Dec. 14, 1994
- Son of Keith and Lisa Martin
- Majoring in Communication Studies

PROBABLE SUNDAY STARTER



RHP GARRETT STALLINGS

FRESHMAN

27

R/R • 6-2 • 205
Right-Handed Pitcher

Chesapeake, Va.
Grassfield High School

LINGINFELTER CAREER STATS

Season	W-L	GP-GS	CG	SHO	IP	H	R	ER	HR	BB	K	SV	WHIP	BAA	ERA
2017	2-1	16-4	0	0	46.2	49	19	16	2	9	28	0	0.57	.274	3.09
TOTALS	2-1	16-4	0	0	46.2	49	19	16	2	9	28	0	0.57	.274	3.09

2017 - FRESHMAN

- Tossed a career-long 7.0 innings in his fourth start of the season at Texas A&M (April 22). He allowed two earned runs on four hits and struck out two batters in the loss.
- Pitched a career-long 6.1 innings at Florida, allowing two runs on 10 hits in the no-decision.
- Earned his first collegiate start vs. Georgia on April 1. He allowed one run on six hits and fired four strikeouts through 4.2 innings of work.
- Combined for 3.0 scoreless innings of relief in the three-game series at Mississippi State (March 24-26). He also struck out four batters on the weekend.
- Earned his second win of the season after throwing 5.0 scoreless innings of relief and striking out one batter in the second game of the Vols' series against Cincinnati (March 11).
- Tossed 3.2 scoreless innings in UT's series finale vs. Norfolk State on March 5.
- Went 2.0 scoreless frames in UT's home opener vs. Norfolk State, recording two strikeouts (March 3).
- Threw a career-long 4.0 innings in relief vs. UC Irvine in the Tony Gwynn Classic (Feb. 25), allowing one earned run on three hits with three strikeouts for his first career win with UT.
- Fired an impressive, three straight strikeouts to get out of a bases-loaded jam in the bottom of the seventh inning at Loyola Marymount, recorded four strikeouts over 2.0 innings of work in relief (Feb. 22).
- Made his collegiate debut for Tennessee on Opening Night in Memphis, allowing one run on two hits over 2.0 innings in relief (Feb. 17).

STALLINGS CAREER HIGHS

Innings (Starter)	7.0 at Texas A&M (4/22/17)
Innings (Reliever)	5.0 vs. Cincinnati (3/11/17)
Runs Allowed	4 vs. South Carolina (3/19/17)
ER Allowed	4 vs. South Carolina (3/19/17)
Strikeouts	4 (2x), last vs. Georgia (4/1/17)
Walks	2 (3x), last at Texas A&M (4/22/17)
Hits Allowed	10 at Florida (4/8/17)
Wild Pitches	1 vs. Auburn (4/14/17)

HIGH SCHOOL

- Four-year letterman and two-year varsity captain for Grassfield High School's baseball team in Chesapeake, Va.
- Listed as the No. 6 right-handed pitcher and No. 9 overall player in the state of Virginia by Perfect Game entering the 2016 Major League Draft
- Named one of the Top 100 right-handed pitchers in the nation by Perfect Game during his senior campaign in 2016
- Went 8-2 with a 1.13 ERA as a senior, striking out 86 batters over 66.0 innings of work while allowing just four walks on the year
- Threw a perfect game on March 30, 2016 vs. Benedictine High School (Virginia)
- Tabbed First Team All-State, First Team All-Region 6A South, First Team All-Tidewater, First Team Monitor Merrimac Conference and Monitor Merrimac Conference Player of the Year as a senior in 2016
- Named 2016 Grassfield High School Team MVP
- Named a Rawlings-Perfect Game First Team Atlantic Region pitcher, as well as a National Honorable Mention righthander
- Took Virginia High School Coaches Association All-Star honors following his senior season in 2016
- Tabbed a Prep Baseball DC/Virginia All-State pitcher and a Dynamic Baseball All-State Team pitcher in 2016
- Went 4-2 with a 1.25 ERA and 35 strikeouts following a breakout sophomore season, where he went 8-2 with a 0.85 ERA and 55 strikeouts
- Helped Grassfield Baseball to two conference championship titles and one district title during his high school career
- Earned four varsity letters in men's volleyball and helped his club to a conference volleyball championship in 2013
- As a member of the EvoShield Canes, one of the top travel ball organizations in the country, Stallings earned a No. 79 national ranking by Perfect Game following numerous summer and fall ball event showcases
- While competing in the 2015 WWBA Championship game, the righthander led the charge on a complete-game shutout, tossing 5.0 scoreless innings and recording seven strikeouts for the title win. In the tournament, Stallings threw 7.0 innings and allowed just three hits with 10 strikeouts over two appearances.

PERSONAL

- Full name is Garrett Herbert Stallings
- Born on August 8, 1997
- Son of Kathryn and Christopher Stallings
- Older brother, Curtis, plays collegiate men's volleyball for Long Beach State (Long Beach, Calif.)
- Majoring in Supply Chain Management
- Recipient of the Ambrister Family Athletic Scholarship Endowment
- Recipient of the Hattie Ogle McGriffin Athletic Scholarship

PROBABLE SATURDAY STARTER



LHP ZACH WARREN

JUNIOR

23

L/L • 6-5 • 200
Left-Handed Pitcher

Vineland, N.J.
St. Augustine Prep School

WARREN CAREER STATS

Season	W-L	GP-GS	CG	SHO	IP	H	R	ER	HR	BB	K	SV	WHIP	BAA	ERA
2015	2-0	8-5	0	0	23.0	21	13	13	1	10	16	0	1.10	.247	5.09
2016	5-5	14-14	0	0	75.2	78	40	34	2	30	58	0	0.90	.277	4.04
2017	2-4	12-9	0	0	44.0	48	33	26	4	24	28	1	1.19	.273	5.32
TOTALS	9-9	34-28	0	0	142.2	147	86	73	7	64	102	1	1.02	.271	4.61

CAREER HONORS

- Tabbed a Top-100 Draft Prospect (No. 64) by Baseball America entering 2017
- Accepted invitation to pitch for USA Baseball's Collegiate National Team in 2016
- Named to Perfect Game's Summer Collegiate All-American Third Team
- Earned an Alaska Baseball League All-Star nomination and ranked No. 3 among Baseball America's Alaska Baseball League Top 10 Prospects list.

2017 - JUNIOR

- Threw 2.2 scoreless innings of relief, giving up just one hit, at Florida on April 9.
- Charged with his third loss of the season after allowing six runs (four earned) on five hits through 1.1 innings of work against MTSU (April 4).
- Picked up the first save of his collegiate after pitching 0.1 shutout inning of relief vs. Georgia (March 31).
- Charged with his second loss of the season on March 26 at Mississippi State. He allowed six runs on 11 hits and struck out one batter through 4.0 innings of work.
- Earned the win in his Saturday start vs. Cincinnati (March 11), allowing two runs on four hits over 6.0 innings of work in Game Two of a series finale double-header. Punched a season-high six strikeouts.
- Picked up the win vs. Norfolk State on March 4, allowing two runs (none earned) on three hits with striking out four batters over 5.0 innings.
- Threw 3.1 innings in his start at San Diego State in the 2017 Tony Gwynn Classic, allowing three runs on three hits with three strikeouts in the no-decision (Feb. 24).
- Began the 2017 season as Tennessee's Saturday starter in the rotation, taking the loss at Memphis after allowing two runs on four hits over 4.0 innings of work (Feb. 18).

2016 - SOPHOMORE

- Started 14 games for the Vols in 2016, going 5-5 with a 4.04 ERA and 58 strikeouts through 75.2 innings of work.
- Tossed 6.2 innings vs. Missouri, allowing four runs on six hits and fanning four batters (April 30)
- Earned his fifth win of the season vs. #4 Vanderbilt, giving up just one run through 5.0 innings pitched (April 23).
- Struck out seven in 5.0 innings vs. Auburn, allowing two runs on five hits and receiving the loss.
- Pitched 7.0 innings in his eighth start of the season, allowing six runs (two earned) on eight hits vs. #6 South Carolina while striking out three batters (April 9)
- Recorded a career-high eight strikeouts while giving up just one run on four hits in 6.1 innings vs. #8 Ole Miss (March 18).
- Picked up his fourth consecutive win, giving up just one run on six hits over 6.0 innings vs. UC Irvine (March 11).
- Tossed 6.2 innings, giving up two runs and recording seven strikeouts to pick up the win vs. East Carolina (March 5).
- Earned his second win of the season vs. Saint Mary's, fanning seven batters and allowing zero runs through 6.0 innings pitched (Feb. 27).
- Made his first start of the season and picked up the win vs. Memphis (Feb. 21), notching three strikeouts and allowing one run on two hits over 4.0 innings.

2015 - FRESHMAN

- Appeared in eight games for the Vols in 2015, going 2-0 with a 5.09 ERA and 16 strikeouts through 23.0 innings of work.
- Made his first start as a Vol on March 11 against Morehead State, striking out one and allowing four runs on three hits and two walks in 3.2 innings to receive no decision.
- Recorded his first collegiate win after throwing 5.0 innings, striking out five and allowing three hits in Tennessee's 3-0 win vs. Austin Peay (March 17).
- Earned his second win against Cincinnati after allowing one hit and striking out four in 5.0 innings (March 25).
- Pitched 2.1 innings at Vanderbilt, throwing one strikeout and allowing two runs on two hits and a walk (March 29).
- Delivered two strikeouts and allowed one hit through 1.0 innings of work against UNC Asheville (May 12).
- Pitched for the Matsu Miners of the Alaska Baseball League, earning a league-high five wins while punching 52 strikeouts over 43.2 innings. Warren ended his summer campaign with a 1.85 ERA.

HIGH SCHOOL

- Drafted by the Pittsburgh Pirates in the 23rd round of the June 2014 Major League Baseball Rule IV Draft.
- Graduated from St. Augustine Preparatory in New Jersey.
- Named a 2014 Northeast - All Region First Team pitcher by Perfect Game as a senior.
- He went 2-2 in 39.0 innings this season for the Hermits, collecting a 2.69 ERA.
- Posted a 6-1 record with a 1.26 ERA in 50.0 innings of work as a junior in 2013. Opponents also hit just .151 against Warren during his junior year with Prep.
- Selected as a 2013 Underclass Honorable Mention as a junior by Perfect Game.

PERSONAL

- Full name is Zachary William Warren
- Born June 9, 1996 in Vineland, N.J.
- Son of Donna and Geoffrey Warren
- Has one sibling, Sabrina
- Majoring in Marketing
- Recipient of the Alma & Hal Reagan Scholarship Endowment
- Recipient of the Capps Athletic Endowment

WARREN CAREER HIGHS

Innings (Starter)	7.1 vs. Kentucky (4/2/16)
Innings (Reliever)	2.2 at Florida (4/9/17)
Runs Allowed	6 (5x), last vs. MTSU (4/4/17)
ER Allowed	6 (3x), last at Mississippi State (3/26/17)
Strikeouts	8 vs. Ole Miss (3/18/16)
Walks	5 at Auburn (4/15/16)
Hits Allowed	11 at Mississippi State (3/26/17)
Wild Pitches	3 (2x), last vs. Georgia (4/1/17)



2017 Tennessee Baseball
Overall Statistics for Tennessee (as of Apr 26, 2017)
(All games Sorted by Batting avg)



Record: 21-17 Home: 11-9 Away: 7-8 Neutral: 3-0 SEC: 5-13

Player	avg	gp-gs	ab	r	h	2b	3b	hr	rbi	tb	slg%	bb	hp	so	gdp	ob%	sf	sh	sb-att	po	a	e	fld%	
7 Jordan Rodgers	.377	37-37	154	29	58	10	1	6	27	88	.571	15	2	23	0	.436	1	0	6-8	29	85	2	.983	
6 Jeff Moberg	.340	37-37	153	26	52	6	3	6	22	82	.536	14	9	36	1	.424	1	0	4-6	79	100	7	.962	
13 Andre Lipcius	.303	38-38	145	23	44	9	2	0	19	57	.393	24	4	27	4	.414	1	0	7-9	326	18	3	.991	
14 Pete Derkay	.301	38-37	123	16	37	4	1	1	15	46	.374	29	7	18	3	.451	3	0	1-2	95	8	0	1.000	
9 Justin Ammons	.279	35-35	140	21	39	10	1	1	14	54	.386	22	0	27	3	.377	0	2	5-6	58	2	2	.968	
31 Benito Santiago	.246	32-32	118	19	29	6	3	3	20	50	.424	15	1	41	3	.336	0	1	5-6	182	20	3	.985	
26 Dom Thornton	.236	32-32	106	17	25	5	0	4	17	42	.396	12	4	18	6	.333	1	0	3-6	46	3	0	1.000	
1 Brodie Leftridge	.191	31-25	89	9	17	2	1	1	8	24	.270	4	0	31	1	.226	0	4	4-4	74	0	2	.974	

40 Luc Lipcius	.343	19-6	35	3	12	2	0	0	5	14	.400	7	2	6	0	.477	0	0	2-2	13	1	0	1.000	
19 Max Bartlett	.271	22-15	48	5	13	2	0	0	7	15	.313	6	1	19	0	.364	0	1	1-1	11	39	5	.909	
4 Jay Charleston	.250	25-12	48	9	12	0	0	0	3	12	.250	5	0	14	1	.315	1	0	5-6	19	1	0	1.000	
5 Reggie Southall	.229	28-22	70	7	16	2	0	0	8	18	.257	10	0	18	0	.325	0	5	0-2	40	61	4	.962	
22 Matt Waldren	.194	26-6	31	6	6	2	0	1	7	11	.355	3	2	7	0	.289	2	3	0-0	15	0	0	1.000	
32 Danny Sirven	.111	10-2	18	2	2	0	0	0	0	2	.111	0	0	8	0	.111	0	0	0-0	19	1	0	1.000	
36 Will Heflin	.111	13-2	18	0	2	0	0	0	2	2	.111	0	0	6	0	.105	1	0	0-0	6	0	0	1.000	
8 Brandon Chinaea	.087	15-4	23	4	2	1	0	0	2	3	.130	1	1	3	0	.148	2	0	0-0	9	5	1	.933	
Totals	.277	38	1319	196	366	61	12	23	176	520	.394	167	33	302	22	.369	13	16	43-58	1033	393	44	.970	
Opponents	.244	38	1298	169	317	54	9	21	151	452	.348	127	38	300	20	.328	8	17	28-38	1020	396	45	.969	

LOB - Team (332), Opp (286). DPs turned - Team (32), Opp (29). IBB - Team (6), MOBERG 2, LIPCIOUS, A. 2, SOUTHALL 1, DERKAY 1, Opp (4). Picked off - CHARLESTON 2, RODGERS 2, LEFRIDGE 1, THORNTON, D. 1.

(All games Sorted by Earned run avg)

Player	era	w-l	app	gs	cg	sho	sv	ip	h	r	er	bb	so	2b	3b	hr	b/avg	wp	hp	bk	sfa	sha
12 Hunter Martin	3.31	4-4	10	10	2	0/0	0	65.1	62	25	24	12	65	16	3	5	.248	1	3	0	1	2

28 Jon Lipinski	0.98	4-0	16	0	0	0/2	2	18.1	9	2	2	9	19	2	0	0	.148	0	3	0	0	0
30 Andrew Schultz	2.13	0-0	12	0	0	0/2	1	12.2	10	4	3	7	16	1	0	0	.217	2	3	0	0	0
16 Jacob Westphal	2.45	0-0	6	0	0	0/0	0	3.2	2	1	1	3	4	1	0	0	.154	2	2	0	0	0
27 Garrett Stallings	3.09	2-1	16	4	0	0/1	0	46.2	49	19	16	9	28	7	1	2	.274	1	3	1	2	3
36 Will Heflin	3.09	0-0	10	0	0	0/1	0	11.2	9	4	4	7	7	2	0	2	.214	1	2	0	0	0
37 Richard Jackson	3.38	0-0	2	0	0	0/0	0	2.2	1	1	1	0	1	0	0	1	.111	0	0	0	0	0
25 Zach Linginfelter	3.69	3-4	15	6	0	0/1	0	46.1	37	25	19	18	49	4	0	3	.226	5	10	0	2	4
11 Kyle Serrano	3.72	0-2	9	1	0	0/0	0	9.2	7	6	4	6	21	3	0	0	.194	2	2	0	1	0
41 Eric Freeman	3.78	1-0	7	0	0	0/0	1	16.2	13	7	7	9	8	0	1	0	.217	1	2	0	1	0
15 Will Neely	4.38	2-1	14	6	0	0/2	0	39.0	32	22	19	11	26	8	1	3	.222	2	6	0	0	3
23 Zach Warren	5.32	2-4	12	9	0	0/0	1	44.0	48	33	26	24	28	4	2	4	.273	12	2	0	0	3
17 Connor Darling	5.73	1-0	8	1	0	0/0	0	11.0	11	8	7	6	7	2	0	1	.250	0	0	1	0	0
29 Daniel Vasquez	5.94	2-1	12	1	0	0/0	0	16.2	27	12	11	6	21	4	1	0	.365	1	0	0	1	2
Totals	3.76	21-17	38	38	2	2/2	5	344.1	317	169	144	127	300	54	9	21	.244	30	38	2	8	17
Opponents	4.53	17-21	38	38	0	0/0	11	340.0	366	196	171	167	302	61	12	23	.277	36	33	8	13	16

PB - Team (8), SANTIAGO 6, SIRVEN 2, Opp (9). Pickoffs - Team (5), LINGINFELTER 2, SANTIAGO 2, SCHULTZ, A. 1, Opp (6). SBA/ATT - SANTIAGO (13-21), DERKAY (12-14), LINGINFELTER (6-10), FREEMAN (5-5), STALLINGS (1-4), NEELY (4-4), WARREN (2-3), SIRVEN (3-3), VASQUEZ (1-2), MARTIN, H. (2-2), LIPINSKI (1-2), SERRANO (2-2), HEFLIN (2-2), DARLING (2-2).



2017 Tennessee Baseball
 Overall Statistics for Tennessee (as of Apr 26, 2017)
 (All games Sorted by Fielding pct)



Player	c	po	a	e	fld%	dp	sba	csb	sba%	pb	ci
14 Pete Derkay	103	95	8	0	1.000	0	12	2	.857	0	0
26 Dom Thornton	49	46	3	0	1.000	0	0	0	.000	0	0
32 Danny Sirven	20	19	1	0	1.000	0	3	0	1.000	2	0
4 Jay Charleston	20	19	1	0	1.000	0	0	0	.000	0	0
22 Matt Waldren	15	15	0	0	1.000	0	0	0	.000	0	0
40 Luc Lipcius	14	13	1	0	1.000	1	0	0	.000	0	0
12 Hunter Martin	11	1	10	0	1.000	0	2	0	1.000	0	0
36 Will Heflin	6	6	0	0	1.000	0	2	0	1.000	0	0
30 Andrew Schultz	3	0	3	0	1.000	0	0	0	.000	0	0
17 Connor Darling	2	1	1	0	1.000	0	2	0	1.000	0	0
13 Andre Lipcius	347	326	18	3	.991	29	0	0	.000	0	0
31 Benito Santiago	205	182	20	3	.985	0	13	8	.619	6	0
7 Jordan Rodgers	116	29	85	2	.983	10	0	0	.000	0	0
1 Brodie Leftridge	76	74	0	2	.974	0	0	0	.000	0	0
9 Justin Ammons	62	58	2	2	.968	0	0	0	.000	0	0
6 Jeff Moberg	186	79	100	7	.962	24	0	0	.000	0	0
5 Reggie Southall	105	40	61	4	.962	13	0	0	.000	0	0
8 Brandon Chinaea	15	9	5	1	.933	2	0	0	.000	0	0
19 Max Bartlett	55	11	39	5	.909	5	0	0	.000	0	0
29 Daniel Vasquez	6	1	4	1	.833	0	1	1	.500	0	0
41 Eric Freeman	5	1	3	1	.800	0	5	0	1.000	0	0
25 Zach Linginfeller	13	3	7	3	.769	0	6	4	.600	0	0
23 Zach Warren	12	3	6	3	.750	0	2	1	.667	0	0
15 Will Neely	8	0	6	2	.750	0	4	0	1.000	0	0
27 Garrett Stallings	11	2	6	3	.727	0	1	3	.250	0	0
28 Jon Lipinski	5	0	3	2	.600	0	1	1	.500	0	0
16 Jacob Westphal	0	0	0	0	.000	0	0	0	.000	0	0
37 Richard Jackson	0	0	0	0	.000	0	0	0	.000	0	0
11 Kyle Serrano	0	0	0	0	.000	0	2	0	1.000	0	0
Totals	1470	1033	393	44	.970	32	28	10	.737	8	0
Opponents	1461	1020	396	45	.969	29	43	15	.741	9	0



2017 Tennessee Baseball
Conference statistics for Tennessee (as of Apr 26, 2017)
(SEC games only Sorted by Batting avg)



Record: 5-13 Home: 2-7 Away: 3-6 SEC: 5-13

Player	avg	gp-gs	ab	r	h	2b	3b	hr	rbi	tb	slg%	bb	hp	so	gdp	ob%	sf	sh	sb-att	po	a	e	fld%
7 Jordan Rodgers	.333	18-18	75	12	25	4	1	1	6	34	.453	8	0	16	0	.398	0	0	3-3	18	44	0	1.000
13 Andre Lipcius	.319	18-18	69	8	22	2	2	0	12	28	.406	12	1	16	3	.422	1	0	4-4	147	6	1	.994
14 Pete Derkay	.281	18-18	64	3	18	1	0	0	6	19	.297	10	2	10	3	.390	1	0	0-0	47	4	0	1.000
9 Justin Ammons	.250	16-16	68	8	17	3	0	0	3	20	.294	5	0	17	2	.301	0	2	2-2	30	1	1	.969
6 Jeff Moberg	.227	18-18	75	5	17	0	1	1	5	22	.293	6	4	21	1	.314	1	0	1-1	49	48	4	.960
31 Benito Santiago	.226	14-14	53	5	12	4	0	0	5	16	.302	4	0	20	2	.281	0	1	2-2	84	9	1	.989
1 Brodie Leftridge	.189	13-12	37	1	7	0	1	0	1	9	.243	3	0	16	0	.250	0	3	1-1	34	0	0	1.000
26 Dom Thornton	.185	16-16	54	4	10	0	0	3	6	19	.352	4	2	12	4	.267	0	0	1-2	24	3	0	1.000

40 Luc Lipcius	.400	10-3	20	1	8	1	0	0	4	9	.450	5	1	4	0	.538	0	0	2-2	9	0	0	1.000
19 Max Bartlett	.222	13-9	27	2	6	1	0	0	2	7	.259	2	1	14	0	.300	0	0	1-1	5	20	3	.893
4 Jay Charleston	.200	11-3	15	3	3	0	0	0	0	3	.200	2	0	6	0	.294	0	0	1-2	5	0	0	1.000
22 Matt Waldren	.176	10-4	17	3	3	1	0	1	3	7	.412	1	1	6	0	.250	1	2	0-0	11	0	0	1.000
5 Reggie Southall	.115	13-9	26	2	3	1	0	0	1	4	.154	3	0	11	0	.207	0	2	0-1	16	20	3	.923
36 Will Heflin	.091	9-1	11	0	1	0	0	0	2	1	.091	0	0	2	0	.083	1	0	0-0	3	0	0	1.000
8 Brandon Chinaea	.077	8-2	13	3	1	1	0	0	0	2	.154	0	0	2	0	.077	0	0	0-0	3	0	0	1.000
32 Danny Sirven	.000	3-1	6	0	0	0	0	0	0	0	.000	0	0	4	0	.000	0	0	0-0	8	0	0	1.000
Totals	.243	18	630	60	153	19	5	6	56	200	.317	65	12	177	15	.323	5	10	18-21	496	179	21	.970
Opponents	.281	18	645	100	181	31	5	14	92	264	.409	68	22	140	12	.366	6	10	14-20	508	190	19	.974

LOB - Team (154), Opp (155). DPs turned - Team (19), Opp (19). IBB - Team (6), MOBERG 2, LIPCIOUS, A. 2, DERKAY 1, SOUTHALL 1, Opp (3). Picked off - CHARLESTON 2, THORNTON, D. 1.

(SEC games only Sorted by Earned run avg)

Player	era	w-l	app	gs	cg	sho	sv	ip	h	r	er	bb	so	2b	3b	hr	b/avg	wp	hp	bk	sfa	sha
12 Hunter Martin	3.12	1-3	6	6	2	0/0	0	43.1	37	16	15	8	36	11	1	4	.230	1	3	0	1	2
25 Zach Linginfeller	4.21	2-4	7	3	0	0/0	0	25.2	25	14	12	14	23	2	0	1	.272	1	5	0	2	4
27 Garrett Stallings	4.78	0-1	8	4	0	0/0	0	26.1	36	16	14	8	16	5	1	2	.324	1	2	1	1	1
23 Zach Warren	5.55	0-2	7	4	0	0/0	1	24.1	29	18	15	14	14	1	1	4	.296	7	0	0	0	2

28 Jon Lipinski	1.42	2-0	5	0	0	0/0	1	6.1	3	1	1	4	8	0	0	0	.143	0	3	0	0	0
36 Will Heflin	2.25	0-0	4	0	0	0/0	0	4.0	3	1	1	0	2	0	0	1	.214	0	0	0	0	0
16 Jacob Westphal	3.86	0-0	4	0	0	0/0	0	2.1	2	1	1	3	2	1	0	0	.222	2	2	0	0	0
30 Andrew Schultz	4.26	0-0	6	0	0	0/0	1	6.1	8	4	3	5	10	1	0	0	.296	2	2	0	0	0
11 Kyle Serrano	4.76	0-1	5	0	0	0/0	0	5.2	4	3	3	4	13	2	0	0	.190	0	2	0	0	0
41 Eric Freeman	4.91	0-0	2	0	0	0/0	0	3.2	3	2	2	2	2	0	0	0	.250	0	2	0	1	0
17 Connor Darling	7.36	0-0	2	0	0	0/0	0	3.2	5	3	3	1	3	2	0	0	.313	0	0	1	0	0
15 Will Neely	8.71	0-1	6	1	0	0/0	0	10.1	13	12	10	4	9	3	1	1	.310	2	1	0	0	0
37 Richard Jackson	13.50	0-0	1	0	0	0/0	0	0.2	1	1	1	0	0	0	0	1	.333	0	0	0	0	0
29 Daniel Vasquez	27.00	0-1	3	0	0	0/0	0	2.2	12	8	8	1	2	3	1	0	.667	0	0	0	1	1
Totals	4.84	5-13	18	18	2	0/0	3	165.1	181	100	89	68	140	31	5	14	.281	16	22	2	6	10
Opponents	2.92	13-5	18	18	0	0/0	8	169.1	153	60	55	65	177	19	5	6	.243	11	12	5	5	10

PB - Team (3), SANTIAGO 3, Opp (1). Pickoffs - Team (1), LINGINFELTER 1, Opp (3). SBA/ATT - SANTIAGO (7-12), DERKAY (6-7), LINGINFELTER (2-4), STALLINGS (1-3), WARREN (2-3), FREEMAN (2-2), DARLING (2-2), SERRANO (2-2), NEELY (1-1), MARTIN, H. (1-1), HEFLIN (1-1), LIPINSKI (0-1), SIRVEN (1-1).



2017 Tennessee Baseball
 Conference statistics for Tennessee (as of Apr 26, 2017)
 (SEC games only Sorted by Fielding pct)



Player	c	po	a	e	fld%	dp	sba	csb	sba%	pb	ci
7 Jordan Rodgers	62	18	44	0	1.000	7	0	0	.000	0	0
14 Pete Derkay	51	47	4	0	1.000	0	6	1	.857	0	0
1 Brodie Leftridge	34	34	0	0	1.000	0	0	0	.000	0	0
26 Dom Thornton	27	24	3	0	1.000	0	0	0	.000	0	0
22 Matt Waldren	11	11	0	0	1.000	0	0	0	.000	0	0
40 Luc Lipcius	9	9	0	0	1.000	1	0	0	.000	0	0
32 Danny Sirven	8	8	0	0	1.000	0	1	0	1.000	0	0
12 Hunter Martin	6	0	6	0	1.000	0	1	0	1.000	0	0
4 Jay Charleston	5	5	0	0	1.000	0	0	0	.000	0	0
8 Brandon Chinaea	3	3	0	0	1.000	0	0	0	.000	0	0
36 Will Heflin	3	3	0	0	1.000	0	1	0	1.000	0	0
15 Will Neely	2	0	2	0	1.000	0	1	0	1.000	0	0
30 Andrew Schultz	2	0	2	0	1.000	0	0	0	.000	0	0
29 Daniel Vasquez	2	0	2	0	1.000	0	0	0	.000	0	0
13 Andre Lipcius	154	147	6	1	.994	17	0	0	.000	0	0
31 Benito Santiago	94	84	9	1	.989	0	7	5	.583	3	0
9 Justin Ammons	32	30	1	1	.969	0	0	0	.000	0	0
6 Jeff Moberg	101	49	48	4	.960	18	0	0	.000	0	0
5 Reggie Southall	39	16	20	3	.923	6	0	0	.000	0	0
19 Max Bartlett	28	5	20	3	.893	2	0	0	.000	0	0
25 Zach Linginfeller	6	0	5	1	.833	0	2	2	.500	0	0
23 Zach Warren	6	1	3	2	.667	0	2	1	.667	0	0
27 Garrett Stallings	7	1	3	3	.571	0	1	2	.333	0	0
41 Eric Freeman	2	1	0	1	.500	0	2	0	1.000	0	0
28 Jon Lipinski	2	0	1	1	.500	0	0	1	.000	0	0
17 Connor Darling	0	0	0	0	.000	0	2	0	1.000	0	0
37 Richard Jackson	0	0	0	0	.000	0	0	0	.000	0	0
16 Jacob Westphal	0	0	0	0	.000	0	0	0	.000	0	0
11 Kyle Serrano	0	0	0	0	.000	0	2	0	1.000	0	0
Totals	696	496	179	21	.970	19	14	6	.700	3	0
Opponents	717	508	190	19	.974	19	18	3	.857	1	0



2017 Tennessee Baseball
 Game Results for Tennessee (as of Apr 26, 2017)
 (All games)



Date	Opponent	Score	Inns	Overall	SEC	Pitcher of record	Attend	Time
Feb 17, 2017	at Memphis	w 8-5	9	1-0-0	0-0-0	MARTIN, H. (W 1-0)	1117	3:00
Feb 18, 2017	at Memphis	L 1-4	9	1-1-0	0-0-0	WARREN (L 0-1)	1489	2:23
Feb 19, 2017	at Memphis	w 10-0	9	2-1-0	0-0-0	NEELY (W 1-0)	2188	2:42
Feb 22, 2017	at LMU	w 8-4	9	3-1-0	0-0-0	VASQUEZ (W 1-0)	262	3:41
Feb 24, 2017	vs Seton Hall	w 12-5	9	4-1-0	0-0-0	MARTIN, H. (W 2-0)	242	3:18
Feb 24, 2017	at San Diego State	w 8-4	9	5-1-0	0-0-0	LIPINSKI (W 1-0)	622	3:48
Feb 25, 2017	vs UC Irvine	w 10-9	8	6-1-0	0-0-0	STALLINGS (W 1-0)	0	3:16
Mar 03, 2017	NORFOLK STATE	w 10-2	9	7-1-0	0-0-0	MARTIN, H. (W 3-0)	1442	2:43
Mar 04, 2017	NORFOLK STATE	w 5-2	9	8-1-0	0-0-0	WARREN (W 1-1)	2028	2:41
Mar 05, 2017	NORFOLK STATE	w 5-4	(11)	9-1-0	0-0-0	LIPINSKI (W 2-0)	2037	3:10
Mar 10, 2017	CINCINNATI	L 1-2	9	9-2-0	0-0-0	MARTIN, H. (L 3-1)	1384	2:29
Mar 11, 2017	CINCINNATI-1	w 2-1	9	10-2-0	0-0-0	STALLINGS (W 2-0)	-	2:27
Mar 11, 2017	CINCINNATI-2	w 6-2	9	11-2-0	0-0-0	WARREN (W 2-1)	1144	2:27
Mar 15, 2017	AUSTIN PEAY	w 18-4	9	12-2-0	0-0-0	VASQUEZ (W 2-0)	974	3:28
* Mar 17, 2017	#7 SOUTH CAROLINA	L 1-7	9	12-3-0	0-1-0	MARTIN, H. (L 3-2)	1457	3:00
* Mar 18, 2017	#7 SOUTH CAROLINA	L 4-6	(10)	12-4-0	0-2-0	LINGINFELTER (L 0-1)	2427	3:35
* Mar 19, 2017	#7 SOUTH CAROLINA	L 2-10	9	12-5-0	0-3-0	NEELY (L 1-1)	1818	3:13
Mar 22, 2017	MARSHALL	w 7-1	9	13-5-0	0-3-0	DARLING (W 1-0)	1461	2:56
* Mar 24, 2017	at Mississippi State	L 4-5	9	13-6-0	0-4-0	SERRANO (L 0-1)	7744	3:03
* Mar 25, 2017	at Mississippi State	L 4-14	9	13-7-0	0-5-0	LINGINFELTER (L 0-2)	6335	3:33
* Mar 26, 2017	at Mississippi State	L 4-7	9	13-8-0	0-6-0	WARREN (L 2-2)	7395	3:03
Mar 28, 2017	TENNESSEE TECH	w 6-0	9	14-8-0	0-6-0	LINGINFELTER (W 1-2)	1495	2:28
* Mar 31, 2017	GEORGIA	w 6-5	9	15-8-0	1-6-0	MARTIN, H. (W 4-2)	1916	3:26
* Apr 01, 2017	GEORGIA	L 5-7	9	15-9-0	1-7-0	VASQUEZ (L 2-1)	2671	3:29
* Apr 02, 2017	GEORGIA	L 1-3	9	15-10-0	1-8-0	LINGINFELTER (L 1-3)	2967	2:51
Apr 04, 2017	MIDDLE TENNESSEE	L 4-7	9	15-11-0	1-8-0	WARREN (L 2-3)	1741	3:32
* Apr 07, 2017	at #7 Florida	w 7-6	(10)	16-11-0	2-8-0	LINGINFELTER (W 2-3)	3894	3:18
* Apr 08, 2017	at #7 Florida	w 3-2	(10)	17-11-0	3-8-0	LIPINSKI (W 3-0)	5776	3:21
* Apr 09, 2017	at #7 Florida	L 4-5	9	17-12-0	3-9-0	LINGINFELTER (L 2-4)	3894	3:27
Apr 11, 2017	at ETSU	L 2-10	9	17-13-0	3-9-0	SERRANO (L 0-2)	1911	3:06
* Apr 13, 2017	#10 AUBURN	L 2-3	9	17-14-0	3-10-0	MARTIN, H. (L 4-3)	1876	2:18
* Apr 14, 2017	#10 AUBURN	w 5-4	(10)	18-14-0	4-10-0	LIPINSKI (W 4-0)	2418	3:31
* Apr 15, 2017	#10 AUBURN	L 1-8	9	18-15-0	4-11-0	WARREN (L 2-4)	2298	2:41
Apr 19, 2017	UNC ASHEVILLE	w 5-2	9	19-15-0	4-11-0	FREEMAN (W 1-0)	1205	2:59
* Apr 21, 2017	at Texas A&M	L 1-2	9	19-16-0	4-12-0	MARTIN, H. (L 4-4)	4226	2:31
* Apr 22, 2017	at Texas A&M	L 1-3	9	19-17-0	4-13-0	STALLINGS (L 2-1)	6022	2:23
* Apr 23, 2017	at Texas A&M	w 5-3	(14)	20-17-0	5-13-0	LINGINFELTER (W 3-4)	4837	4:55
Apr 26, 2017	vs ETSU	w 8-1	9	21-17-0	5-13-0	NEELY (W 2-1)	3351	2:18

() extra inning game

2017 Tennessee Baseball
Team Game-by-Game for Tennessee (as of Apr 26, 2017)
Batting (All games)

Date	Opponent	ab	r	h	rbi	2b	3b	hr	tb	bb	ibb	sb	cs	hbp	sac	sf	gdp	k	po	a	e	lob	avg
Feb 17	at Memphis	37	8	10	7	1	1	1	16	4	0	2	1	3	0	0	0	11	27	13	3	9	.270
Feb 18	at Memphis	30	1	5	1	0	0	1	8	2	0	1	0	0	0	0	1	7	24	10	0	4	.224
Feb 19	at Memphis	40	10	18	10	6	0	0	24	3	0	1	1	1	1	0	1	5	27	8	1	8	.308
Feb 22	at LMU	36	8	9	8	2	0	0	11	9	0	1	2	1	1	1	0	9	27	7	3	13	.294
Feb 24	vs Seton Hall	38	12	15	10	3	3	1	27	7	0	2	1	0	0	0	0	8	27	11	0	9	.315
Feb 24	at San Diego State	39	8	14	6	2	0	1	19	4	0	2	1	0	1	0	0	8	27	5	2	9	.323
Feb 25	vs UC Irvine	38	10	17	8	6	1	0	25	6	0	1	0	0	0	0	1	8	24	12	1	11	.341
Mar 03	NORFOLK STATE	35	10	10	9	1	0	4	23	5	0	1	0	2	0	0	0	6	27	12	1	8	.334
Mar 04	NORFOLK STATE	36	5	14	5	2	0	1	19	1	0	2	1	0	0	0	1	7	27	8	2	8	.340
Mar 05	NORFOLK STATE	40	5	14	4	1	0	0	15	5	0	0	1	2	0	1	2	5	33	18	1	12	.341
Mar 10	CINCINNATI	32	1	6	1	1	0	1	10	3	0	0	0	0	0	0	0	5	27	9	0	7	.329
Mar 11	CINCINNATI	32	2	6	2	1	0	1	10	5	0	0	0	0	0	0	0	6	27	15	1	9	.319
Mar 11	CINCINNATI	32	6	12	4	1	0	1	16	3	0	3	1	0	0	1	0	0	27	11	0	6	.323
Mar 15	AUSTIN PEAY	35	18	13	16	0	1	2	21	14	0	2	0	4	0	2	0	6	27	10	0	13	.326
*Mar 17	SOUTH CAROLINA	32	1	7	1	2	0	0	9	3	0	0	0	0	0	0	0	8	27	12	1	7	.320
*Mar 18	SOUTH CAROLINA	40	4	10	3	0	0	1	13	6	1	2	0	0	0	0	0	9	30	10	1	12	.315
*Mar 19	SOUTH CAROLINA	32	2	6	2	1	0	0	7	4	0	1	0	0	1	0	0	12	27	10	1	8	.308
Mar 22	MARSHALL	31	7	10	7	5	0	0	15	6	0	0	2	1	0	0	1	4	27	8	1	7	.309
*Mar 24	at Mississippi State	37	4	12	4	2	0	1	17	3	1	1	1	0	0	0	2	14	24	9	0	9	.310
*Mar 25	at Mississippi State	37	4	9	2	1	0	0	10	4	0	0	0	2	0	0	1	11	24	7	2	12	.306
*Mar 26	at Mississippi State	34	4	9	4	0	0	1	12	2	0	1	0	0	0	1	3	6	24	12	2	6	.304
Mar 28	TENNESSEE TECH	31	6	9	6	3	0	2	18	5	0	2	0	2	0	0	0	5	27	12	0	8	.304
*Mar 31	GEORGIA	33	6	11	6	1	1	1	17	4	0	2	0	0	0	0	0	10	27	6	0	7	.305
*Apr 01	GEORGIA	38	5	10	4	2	0	0	12	4	0	3	0	0	0	0	1	9	27	12	0	10	.303
*Apr 02	GEORGIA	30	1	3	1	0	0	1	6	8	0	1	0	0	0	0	1	12	27	8	1	10	.296
Apr 04	MIDDLE TENNESSEE	32	4	5	4	1	0	0	6	9	0	3	0	2	0	0	0	9	27	15	1	12	.291
*Apr 07	at Florida	40	7	13	7	2	2	0	19	3	2	1	0	1	2	1	0	18	30	10	1	10	.293
*Apr 08	at Florida	38	3	8	3	1	1	0	11	3	1	0	0	0	0	0	0	13	30	15	1	8	.289
*Apr 09	at Florida	36	4	9	4	0	0	0	9	2	0	0	0	3	0	0	0	5	24	9	2	10	.288
Apr 11	at ETSU	35	2	9	1	2	0	0	11	2	0	0	0	1	0	1	0	10	24	7	2	10	.287
*Apr 13	AUBURN	31	2	6	2	1	0	0	7	1	0	0	0	2	0	0	2	9	27	4	0	5	.284
*Apr 14	AUBURN	30	5	11	5	2	0	0	13	4	0	1	1	1	3	3	1	5	30	9	3	8	.286
*Apr 15	AUBURN	30	1	5	1	0	0	1	8	3	0	0	0	1	0	0	2	6	27	10	1	6	.283
Apr 19	UNC ASHEVILLE	28	5	7	3	1	0	0	8	6	0	0	1	2	2	1	0	4	27	8	2	10	.283
*Apr 21	at Texas A&M	33	1	7	1	0	1	0	9	2	0	2	1	0	0	0	0	9	25	11	0	7	.281
*Apr 22	at Texas A&M	30	1	7	1	1	0	0	8	1	0	1	0	0	2	0	1	4	24	9	2	5	.279
*Apr 23	at Texas A&M	49	5	10	5	3	0	0	13	8	1	2	0	2	2	0	1	17	42	16	3	14	.277
Apr 26	vs ETSU	32	8	10	8	3	1	1	18	3	0	2	0	0	1	1	0	2	27	15	2	5	.277
Totals		1319	196	366	176	61	12	23	520	167	6	43	15	33	16	13	22	302	1033	393	44	332	.277

2017 Tennessee Baseball
 Team Game-by-Game for Tennessee (as of Apr 26, 2017)
 Pitching (All games)

Date	Opponent	ip	h	r	er	bb	so	2b	3b	hr	wp	bk	hbp	dp	ibb	score	w-l	sv	era
Feb 17	at Memphis	9.0	11	5	5	2	9	3	1	0	1	0	1	0	0	8-5	1-0	0	5.00
Feb 18	at Memphis	8.0	7	4	4	2	4	2	0	1	3	0	1	0	0	1-4	1-1	0	4.76
Feb 19	at Memphis	9.0	2	0	0	1	4	1	0	0	0	0	1	1	0	10-0	2-1	0	3.12
Feb 22	at LMU	9.0	9	4	2	4	14	1	0	1	0	0	1	0	0	8-4	3-1	0	2.83
Feb 24	vs Seton Hall	9.0	11	5	5	4	11	0	2	0	1	0	0	1	0	12-5	4-1	1	3.27
Feb 24	at San Diego State	9.0	6	4	3	6	12	0	0	0	0	0	0	0	0	8-4	5-1	1	3.23
Feb 25	vs UC Irvine	8.0	12	9	8	1	3	3	0	1	0	0	6	2	0	10-9	6-1	1	3.98
Mar 03	NORFOLK STATE	9.0	7	2	2	1	13	3	0	0	0	0	0	1	0	10-2	7-1	1	3.73
Mar 04	NORFOLK STATE	9.0	5	2	0	1	11	0	0	0	2	0	1	1	0	5-2	8-1	2	3.30
Mar 05	NORFOLK STATE	11.0	8	4	3	4	5	2	0	1	0	0	1	2	1	5-4	9-1	2	3.20
Mar 10	CINCINNATI	9.0	9	2	2	2	13	0	0	1	0	0	0	0	0	1-2	9-2	2	3.09
Mar 11	CINCINNATI	9.0	4	1	0	3	4	0	0	0	0	0	1	1	0	2-1	10-2	2	2.83
Mar 11	CINCINNATI	9.0	4	2	2	2	7	2	0	0	2	0	0	0	0	6-2	11-2	2	2.77
Mar 15	AUSTIN PEAY	9.0	8	4	4	1	8	1	0	1	1	0	1	1	0	18-4	12-2	2	2.86
*Mar 17	SOUTH CAROLINA	9.0	15	7	7	2	11	4	0	2	0	0	0	2	0	1-7	12-3	2	3.13
*Mar 18	SOUTH CAROLINA	10.0	4	6	5	9	6	0	0	2	1	0	1	2	1	4-6	12-4	2	3.23
*Mar 19	SOUTH CAROLINA	9.0	14	10	8	1	6	3	0	2	0	0	2	1	0	2-10	12-5	2	3.51
Mar 22	MARSHALL	9.0	3	1	1	3	8	1	0	0	0	0	0	0	0	7-1	13-5	2	3.37
*Mar 24	at Mississippi State	8.0	10	5	5	0	8	1	0	1	0	0	2	1	0	4-5	13-6	2	3.47
*Mar 25	at Mississippi State	8.0	20	14	14	4	8	4	1	1	2	1	0	0	0	4-14	13-7	2	4.02
*Mar 26	at Mississippi State	8.0	13	7	7	3	8	1	2	1	2	0	1	2	0	4-7	13-8	2	4.19
Mar 28	TENNESSEE TECH	9.0	4	0	0	0	7	0	0	0	0	0	1	2	0	6-0	14-8	2	3.99
*Mar 31	GEORGIA	9.0	4	5	4	6	10	0	0	0	0	0	3	0	0	6-5	15-8	3	4.00
*Apr 01	GEORGIA	9.0	12	7	7	6	7	3	0	0	5	0	1	2	1	5-7	15-9	3	4.12
*Apr 02	GEORGIA	9.0	8	3	3	1	9	2	0	0	0	0	3	1	0	1-3	15-10	3	4.08
Apr 04	MIDDLE TENNESSEE	9.0	8	7	5	7	3	1	1	0	0	0	0	1	0	4-7	15-11	3	4.11
*Apr 07	at Florida	10.0	13	6	5	2	5	3	0	1	1	0	0	1	0	7-6	16-11	4	4.13
*Apr 08	at Florida	10.0	11	2	2	5	3	0	1	0	1	1	1	2	0	3-2	17-11	4	4.04
*Apr 09	at Florida	8.0	8	5	5	8	3	0	0	0	1	0	3	2	0	4-5	17-12	4	4.08
Apr 11	at ETSU	8.0	10	10	7	8	6	2	0	1	3	0	0	0	0	2-10	17-13	4	4.20
*Apr 13	AUBURN	9.0	7	3	3	0	7	4	1	1	0	0	0	0	0	2-3	17-14	4	4.16
*Apr 14	AUBURN	10.0	8	4	2	5	15	2	0	0	1	0	1	0	0	5-4	18-14	4	4.08
*Apr 15	AUBURN	9.0	11	8	7	5	9	1	0	2	1	0	1	1	0	1-8	18-15	4	4.17
Apr 19	UNC ASHEVILLE	9.0	3	2	1	5	13	1	0	0	1	0	1	0	0	5-2	19-15	4	4.07
*Apr 21	at Texas A&M	8.1	7	2	2	3	9	2	0	1	0	0	0	0	1	1-2	19-16	4	4.02
*Apr 22	at Texas A&M	8.0	4	3	2	3	3	1	0	0	0	0	1	1	0	1-3	19-17	4	3.98
*Apr 23	at Texas A&M	14.0	12	3	1	5	13	0	0	0	1	0	2	1	0	5-3	20-17	5	3.84
Apr 26	vs ETSU	9.0	5	1	1	2	5	0	0	0	0	0	0	0	0	8-1	21-17	5	3.76
Totals		344.1	317	169	144	127	300	54	9	21	30	2	38	32	4	196-169	21-17	5	3.76



2017 Tennessee Baseball
Miscellaneous Stats for Tennessee (as of Apr 26, 2017)
(All games)



Multiple Hit Games	2	3	4	5+	Total
7 Jordan Rodgers	9	6	1	-	16
6 Jeff Moberg	8	5	2	-	15
9 Justin Ammons	11	-	1	-	12
14 Pete Derkay	8	1	1	-	10
13 Andre Lipcius	4	3	1	-	8
26 Dom Thornton	7	-	-	-	7
31 Benito Santiago	6	-	1	-	7
40 Luc Lipcius	4	-	-	-	4
1 Brodie Leftridge	4	-	-	-	4
5 Reggie Southall	3	-	-	-	3
4 Jay Charleston	2	1	-	-	3
19 Max Bartlett	2	-	-	-	2
TEAM	68	16	7	0	91

Multiple RBI Games	2	3	4	5+	Total
7 Jordan Rodgers	5	3	-	-	8
31 Benito Santiago	4	-	1	-	5
6 Jeff Moberg	3	1	-	-	4
26 Dom Thornton	3	1	-	-	4
9 Justin Ammons	4	-	-	-	4
13 Andre Lipcius	3	-	-	-	3
14 Pete Derkay	1	1	-	-	2
19 Max Bartlett	1	-	-	-	1
5 Reggie Southall	-	1	-	-	1
1 Brodie Leftridge	1	-	-	-	1
22 Matt Waldren	1	-	-	-	1
TEAM	26	7	1	0	34

Hitting Streaks	Longest	Current
7 Jordan Rodgers	12	12
13 Andre Lipcius	10	-
9 Justin Ammons	10	1
5 Reggie Southall	9	1
6 Jeff Moberg	9	5
19 Max Bartlett	6	-
14 Pete Derkay	6	2
31 Benito Santiago	6	-
40 Luc Lipcius	5	5
26 Dom Thornton	5	1
4 Jay Charleston	4	-
1 Brodie Leftridge	3	-
36 Will Heflin	2	-
22 Matt Waldren	2	-
8 Brandon Chinaea	1	-
32 Danny Sirven	1	1

Reached Base Streaks	Longest	Current
7 Jordan Rodgers	37	37
13 Andre Lipcius	21	-
6 Jeff Moberg	20	6
14 Pete Derkay	14	3
9 Justin Ammons	14	3
31 Benito Santiago	11	-
19 Max Bartlett	11	-
5 Reggie Southall	9	1
26 Dom Thornton	8	5
4 Jay Charleston	8	-
40 Luc Lipcius	5	5
22 Matt Waldren	3	3
1 Brodie Leftridge	3	3
36 Will Heflin	2	-
8 Brandon Chinaea	2	-
32 Danny Sirven	1	1



2017 Tennessee Baseball
 Miscellaneous Stats for Tennessee (as of Apr 26, 2017)
 (All games)



Starting Lineup By Position
 (Team W-L record when starter)

PITCHER:		
12 Hunter Martin	10	(5-5)
23 Zach Warren	9	(4-5)
25 Zach Linginfelter	6	(3-3)
15 Will Neely	6	(5-1)
27 Garrett Stallings	4	(2-2)
29 Daniel Vasquez	1	(1-0)
11 Kyle Serrano	1	(0-1)
17 Connor Darling	1	(1-0)
CATCHER:		
31 Benito Santiago	24	(13-11)
14 Pete Derkay	12	(7-5)
32 Danny Sirven	2	(1-1)
FIRST BASE:		
13 Andre Lipcius	37	(21-16)
14 Pete Derkay	1	(0-1)
SECOND BASE:		
6 Jeff Moberg	37	(21-16)
8 Brandon China	1	(0-1)
THIRD BASE:		
7 Jordan Rodgers	36	(20-16)
8 Brandon China	1	(1-0)
13 Andre Lipcius	1	(0-1)
SHORTSTOP:		
5 Reggie Southall	22	(13-9)
19 Max Bartlett	15	(8-7)
7 Jordan Rodgers	1	(0-1)
LEFT FIELD:		
9 Justin Ammons	20	(12-8)
4 Jay Charleston	11	(6-5)
22 Matt Waldren	6	(3-3)
8 Brandon China	1	(0-1)
CENTER FIELD:		
1 Brodie Leftridge	25	(14-11)
9 Justin Ammons	13	(7-6)
RIGHT FIELD:		
26 Dom Thornton	31	(17-14)
40 Luc Lipcius	4	(3-1)
9 Justin Ammons	2	(1-1)
36 Will Heflin	1	(0-1)
DESIGNATED HITTER:		
14 Pete Derkay	24	(13-11)
31 Benito Santiago	8	(5-3)
40 Luc Lipcius	2	(1-1)
26 Dom Thornton	1	(1-0)
4 Jay Charleston	1	(1-0)
36 Will Heflin	1	(0-1)
8 Brandon China	1	(0-1)

Starting Lineup By Lineup Spot
 (Team W-L record when starter)

LEADOFF:		
6 Jeff Moberg	32	(19-13)
9 Justin Ammons	3	(1-2)
1 Brodie Leftridge	2	(1-1)
4 Jay Charleston	1	(0-1)
2ND SPOT:		
9 Justin Ammons	25	(14-11)
4 Jay Charleston	8	(5-3)
6 Jeff Moberg	3	(1-2)
13 Andre Lipcius	1	(1-0)
7 Jordan Rodgers	1	(0-1)
3RD SPOT:		
7 Jordan Rodgers	28	(15-13)
9 Justin Ammons	5	(4-1)
31 Benito Santiago	3	(1-2)
6 Jeff Moberg	2	(1-1)
CLEANUP:		
31 Benito Santiago	18	(11-7)
7 Jordan Rodgers	8	(5-3)
40 Luc Lipcius	5	(3-2)
13 Andre Lipcius	5	(2-3)
14 Pete Derkay	2	(0-2)
5TH SPOT:		
13 Andre Lipcius	26	(14-12)
31 Benito Santiago	5	(4-1)
14 Pete Derkay	5	(2-3)
9 Justin Ammons	2	(1-1)
6TH SPOT:		
14 Pete Derkay	24	(14-10)
13 Andre Lipcius	6	(4-2)
31 Benito Santiago	4	(2-2)
26 Dom Thornton	2	(0-2)
1 Brodie Leftridge	2	(1-1)
7TH SPOT:		
26 Dom Thornton	27	(16-11)
14 Pete Derkay	6	(4-2)
22 Matt Waldren	3	(1-2)
36 Will Heflin	2	(0-2)
8TH SPOT:		
5 Reggie Southall	21	(12-9)
19 Max Bartlett	14	(8-6)
40 Luc Lipcius	1	(1-0)
8 Brandon China	1	(0-1)
31 Benito Santiago	1	(0-1)
9TH SPOT:		
1 Brodie Leftridge	21	(12-9)
26 Dom Thornton	3	(2-1)
4 Jay Charleston	3	(2-1)
22 Matt Waldren	3	(2-1)
8 Brandon China	3	(1-2)
32 Danny Sirven	2	(1-1)
31 Benito Santiago	1	(0-1)
19 Max Bartlett	1	(0-1)
5 Reggie Southall	1	(1-0)



2017 Tennessee Baseball
Season Game Highs for Tennessee (as of Apr 26, 2017)
(All games)



TEAM GAME HIGHS

Batting

At bats:	49	-	at Texas A&M (Apr 23, 2017)
Runs scored:	18	-	vs Austin Peay (Mar 15, 2017)
Hits:	18	-	at Memphis (Feb 19, 2017)
RBIs:	16	-	vs Austin Peay (Mar 15, 2017)
Doubles:	6	-	at Memphis (Feb 19, 2017)
	6	-	vs UC Irvine (Feb 25, 2017 at San Diego, Calif.)
Triples:	3	-	vs Seton Hall (Feb 24, 2017 at San Diego, Calif.)
Home runs:	4	-	vs Norfolk State (Mar 03, 2017)
Total bases:	27	-	vs Seton Hall (Feb 24, 2017 at San Diego, Calif.)
Walks:	14	-	vs Austin Peay (Mar 15, 2017)
Strikeouts:	18	-	at Florida (Apr 07, 2017)
Sac hits:	3	-	vs Auburn (Apr 14, 2017)
Sac flies:	3	-	vs Auburn (Apr 14, 2017)
Stolen bases:	3	-	vs Cincinnati (Mar 11, 2017)
	3	-	vs Georgia (Apr 01, 2017)
	3	-	vs Middle Tennessee (Apr 04, 2017)
Hit by pitch:	4	-	vs Austin Peay (Mar 15, 2017)
Caught stealing:	2	-	at LMU (Feb 22, 2017)
	2	-	vs Marshall (Mar 22, 2017)
Runners LOB:	14	-	at Texas A&M (Apr 23, 2017)
Hit into DP:	3	-	vs Norfolk State (Mar 05, 2017)
	3	-	at Mississippi State (Mar 26, 2017)

Fielding

Putouts:	42	-	at Texas A&M (Apr 23, 2017)
Assists:	18	-	vs Norfolk State (Mar 05, 2017)
Errors:	3	-	(4 times)
Passed balls:	1	-	(8 times)
DPs turned:	2	-	(9 times)

Pitching

Innings pitched:	14.0	-	at Texas A&M (Apr 23, 2017)
Runs allowed:	14	-	at Mississippi State (Mar 25, 2017)
Earned runs:	14	-	at Mississippi State (Mar 25, 2017)
Walks allowed:	9	-	vs South Carolina (Mar 18, 2017)
Strikeouts:	15	-	vs Auburn (Apr 14, 2017)
Hits allowed:	20	-	at Mississippi State (Mar 25, 2017)
Doubles allowed:	4	-	vs South Carolina (Mar 17, 2017)
	4	-	at Mississippi State (Mar 25, 2017)
	4	-	vs Auburn (Apr 13, 2017)
Triples allowed:	2	-	vs Seton Hall (Feb 24, 2017 at San Diego, Calif.)
	2	-	at Mississippi State (Mar 26, 2017)
Homers allowed:	2	-	(4 times)
Wild pitches:	5	-	vs Georgia (Apr 01, 2017)
Hit batters:	6	-	vs UC Irvine (Feb 25, 2017 at San Diego, Calif.)



2017 Tennessee Baseball
 Season Game Highs for Tennessee (as of Apr 26, 2017)
 (All games)



INDIVIDUAL GAME HIGHS

Batting

At bats:	7	-	Jordan Rodgers at Texas A&M (Apr 23, 2017)
Runs scored:	3	-	Justin Ammons vs UC Irvine (Feb 25, 2017 at San Diego, Calif.)
	3	-	Pete Derkay vs Austin Peay (Mar 15, 2017)
	3	-	Jordan Rodgers vs Austin Peay (Mar 15, 2017)
Hits:	4	-	(7 times)
RBI's:	4	-	Benito Santiago vs Seton Hall (Feb 24, 2017 at San Diego, Calif.)
Doubles:	3	-	Andre Lipcius at Memphis (Feb 19, 2017)
	3	-	Justin Ammons vs UC Irvine (Feb 25, 2017 at San Diego, Calif.)
Triples:	1	-	(12 times)
Home runs:	2	-	Jordan Rodgers vs Norfolk State (Mar 03, 2017)
Total bases:	9	-	Justin Ammons vs UC Irvine (Feb 25, 2017 at San Diego, Calif.)
Walks:	3	-	Justin Ammons vs Tennessee Tech (Mar 28, 2017)
	3	-	Pete Derkay vs Middle Tennessee (Apr 04, 2017)
	3	-	Andre Lipcius at Texas A&M (Apr 23, 2017)
Strikeouts:	4	-	Benito Santiago at Florida (Apr 07, 2017)
	4	-	Justin Ammons at Florida (Apr 07, 2017)
	4	-	Jeff Moberg at Florida (Apr 08, 2017)
Sac hits:	2	-	Brodie Leftridge vs Auburn (Apr 14, 2017)
	2	-	Justin Ammons at Texas A&M (Apr 23, 2017)
Sac flies:	1	-	(13 times)
Stolen bases:	2	-	Benito Santiago vs Georgia (Apr 01, 2017)
Hit by pitch:	2	-	Jeff Moberg at Memphis (Feb 17, 2017)
	2	-	Pete Derkay vs Austin Peay (Mar 15, 2017)
Caught stealing:	1	-	(15 times)
Runners LOB:	6	-	Matt Waldren at Mississippi State (Mar 25, 2017)
	6	-	Jeff Moberg vs Middle Tennessee (Apr 04, 2017)

Fielding

Putouts:	15	-	Andre Lipcius vs Norfolk State (Mar 05, 2017)
	15	-	Andre Lipcius vs South Carolina (Mar 19, 2017)
Assists:	7	-	Reggie Southall vs Norfolk State (Mar 05, 2017)
	7	-	Max Bartlett vs Middle Tennessee (Apr 04, 2017)
Errors:	2	-	Jeff Moberg at Memphis (Feb 17, 2017)
	2	-	Garrett Stallings at Texas A&M (Apr 22, 2017)
Passed balls:	1	-	(8 times)

Pitching

Innings pitched:	9.0	-	Hunter Martin vs Auburn (Apr 13, 2017)
Runs allowed:	6	-	Zach Warren at Mississippi State (Mar 26, 2017)
	6	-	Zach Warren vs Middle Tennessee (Apr 04, 2017)
	6	-	Hunter Martin at Florida (Apr 07, 2017)
Earned runs:	6	-	Zach Warren at Mississippi State (Mar 26, 2017)
Walks allowed:	5	-	Zach Linginfelter vs South Carolina (Mar 18, 2017)
Strikeouts:	9	-	Hunter Martin vs Seton Hall (Feb 24, 2017 at San Diego, Calif.)
	9	-	Hunter Martin at Texas A&M (Apr 21, 2017)
Hits allowed:	11	-	Zach Warren at Mississippi State (Mar 26, 2017)
Doubles allowed:	4	-	Hunter Martin vs Auburn (Apr 13, 2017)
Triples allowed:	1	-	(9 times)

Homers allowed: 2 - Garrett Stallings vs South Carolina (Mar 17, 2017)
2 - Zach Warren vs South Carolina (Mar 18, 2017)
Wild pitches: 3 - Zach Warren vs Georgia (Apr 01, 2017)
Hit batters: 3 - Will Neely vs UC Irvine (Feb 25, 2017 at San Diego, Calif.)
3 - Zach Liginfelter vs Georgia (Apr 02, 2017)



2017 Tennessee Baseball
 Games Summary for Tennessee (as of Apr 26, 2017)
 (All games)



Score by innings	1	2	3	4	5	6	7	8	9	EX	Total
Tennessee	16	22	22	34	13	25	25	23	10	6	196
Opponents	22	25	11	36	22	10	18	16	7	2	169

Record when ...			
Overall	21-17	After 6 leading	14-2
Conference	5-13 trailing	3-12
Non-Conference	16-4 tied	4-3
Home games	11-9	After 7 leading	15-0
Away games	7-8 trailing	3-16
Neutral site	3-0 tied	3-1
Day games	12-11	After 8 leading	13-0
Night games	9-6 trailing	0-15
vs Left starter	5-5 tied	7-2
vs Right starter	16-12		
1-Run games	7-5	Hit 0 home runs	10-10
2-Run games	1-4	... 1 home run	8-7
5+Run games	7-5	... 2+ home runs	3-0
Extra innings	5-1		
Shutouts	2-0	Opponent 0 home runs	16-5
	 1 home run	5-8
	 2+ HRs	0-4
Scoring 0-2 runs	1-10		
..... 3-5 runs	6-7		
..... 6-9 runs	9-0	Made 0 errors	5-6
..... 10+ runs	5-0 1 error	8-6
	 2+ errors	8-5
Opponent 0-2 runs	10-2		
..... 3-5 runs	9-6	Opp. made 0 errors	8-7
..... 6-9 runs	2-6 1 error	4-4
..... 10+ runs	0-3 2+ errors	9-6
Scored in 1st inning	8-4	Out-hit opponent	16-4
Opp. scored in 1st	4-7	Out-hit by opponent	3-12
Scores first	14-5	Hits are tied	2-1
Opp. scores first	7-12		

Record when team scores:

Runs	0	1	2	3	4	5	6	7	8	9	10+
W-L	0-0	0-7	1-3	1-0	0-6	5-1	3-0	2-0	4-0	0-0	5-0

Record when opponent scores:

Runs	0	1	2	3	4	5	6	7	8	9	10+
W-L	2-0	3-0	5-2	1-3	5-1	3-2	1-1	0-4	0-1	1-0	0-3

Record when leading after:

Inn.	1	2	3	4	5	6	7	8
W-L	7-3	11-2	16-3	12-2	13-2	14-2	15-0	13-0

Record when trailing after:

Inn.	1	2	3	4	5	6	7	8
W-L	3-7	6-8	5-10	5-12	5-13	3-12	3-16	0-15

Record when tied after:

Inn.	1	2	3	4	5	6	7	8
W-L	11-7	4-7	0-4	4-3	3-2	4-3	3-1	7-2

Current winning streak: 2
 Longest winning streak: 8
 Longest losing streak: 3

Home attendance : 34759 (19 dates avg = 1829)
 Away attendance : 61305 (18 dates avg = 3405)
 Total attendance: 96064 (37 dates avg = 2596)

2017 Tennessee Baseball
Individual Game-by-Game for Tennessee (as of Apr 26, 2017)

#9 Justin Ammons - 35 games (All games)

Date	Opponent	Pos	AB	R	H	RBI	2B	3B	HR	BB	SB	CS	HBP	SAC	SF	GDP	K	PO	A	E	Avg
Feb 17	at Memphis	*of	4	0	1	0	1	0	0	1	1	0	0	0	0	0	0	2	0	0	.250
Feb 18	at Memphis	*of/of	4	0	1	0	0	0	0	0	0	0	0	0	0	0	1	1	0	0	.250
Feb 19	at Memphis	*of	3	1	1	0	0	0	0	1	0	0	0	0	0	0	0	3	0	0	.273
Feb 22	at LMU	*of	5	0	2	2	1	0	0	1	0	0	0	0	0	0	0	0	0	1	.312
Feb 24	vs Seton Hall	*of	4	1	1	1	1	0	0	0	0	0	0	0	0	0	0	0	0	0	.300
Feb 24	at San Diego State	*of	4	1	1	0	0	0	0	1	0	0	0	0	0	0	3	2	0	0	.292
Feb 25	vs UC Irvine	*of	4	3	4	0	3	1	0	1	0	0	0	0	0	0	0	0	0	0	.393
Mar 03	NORFOLK STATE	*of/of	4	2	1	0	0	0	0	1	1	0	0	0	0	0	1	2	0	0	.375
Mar 04	NORFOLK STATE	*of/of	4	0	2	0	0	0	0	0	0	1	0	0	0	0	1	2	0	0	.389
Mar 05	NORFOLK STATE	*of/of	5	0	2	2	0	0	0	1	0	0	0	0	0	1	0	1	0	0	.390
Mar 10	CINCINNATI	*of	4	0	0	0	0	0	0	0	0	0	0	0	0	0	0	0	1	0	.356
Mar 11	CINCINNATI-1	*of/of	4	0	2	0	0	0	0	0	0	0	0	0	0	0	1	2	0	0	.367
Mar 11	CINCINNATI-2	*of/of	4	1	1	2	0	0	1	0	0	0	0	0	0	0	0	2	0	0	.358
Mar 15	AUSTIN PEAY	*of/of	3	2	0	1	0	0	0	2	0	0	0	0	0	0	0	1	0	0	.339
Mar 17	SOUTH CAROLINA	*of	4	0	2	0	1	0	0	0	0	0	0	0	0	0	1	0	0	0	.350
Mar 24	at Mississippi State	*of	5	0	2	1	1	0	0	0	0	0	0	0	0	0	2	1	0	0	.354
Mar 25	at Mississippi State	*of	3	1	1	0	0	0	0	0	0	0	0	0	0	0	1	0	0	0	.353
Mar 26	at Mississippi State	*of	5	1	1	0	0	0	0	0	0	0	0	0	0	2	0	2	0	0	.342
Mar 28	TENNESSEE TECH	*of	2	1	0	0	0	0	0	3	0	0	0	0	0	0	1	2	0	0	.333
Mar 31	GEORGIA	*of	3	1	0	0	0	0	0	1	0	0	0	0	0	0	2	3	0	0	.321
Apr 01	GEORGIA	*of	5	1	2	0	1	0	0	0	1	0	0	0	0	0	2	1	0	0	.325
Apr 02	GEORGIA	*of/of	3	0	0	0	0	0	0	2	1	0	0	0	0	0	0	3	0	0	.314
Apr 04	MIDDLE TENNESSEE	*of	3	0	0	1	0	0	0	2	0	0	0	0	0	0	1	2	0	0	.303
Apr 07	at Florida	*of	6	0	1	1	0	0	0	0	0	0	0	0	0	0	4	3	0	0	.295
Apr 08	at Florida	*of	5	1	2	1	0	0	0	0	0	0	0	0	0	0	0	3	0	0	.300
Apr 09	at Florida	*of/of	5	0	0	0	0	0	0	0	0	0	0	0	0	0	0	0	0	0	.286
Apr 11	at ETSU	*of	4	0	2	0	0	0	0	1	0	0	0	0	0	0	0	1	0	0	.294
Apr 13	AUBURN	*of	3	1	1	0	0	0	0	1	0	0	0	0	0	0	0	3	0	0	.295
Apr 14	AUBURN	*of	5	1	2	0	0	0	0	0	0	0	0	0	0	0	1	2	0	0	.299
Apr 15	AUBURN	*of	4	0	2	0	0	0	0	0	0	0	0	0	0	0	1	1	0	1	.306
Apr 19	UNC ASHEVILLE	*of	4	0	0	0	0	0	0	1	0	0	0	0	0	0	1	3	0	0	.296
Apr 21	at Texas A&M	*of	4	0	0	0	0	0	0	0	0	0	0	0	0	0	2	2	0	0	.287
Apr 22	at Texas A&M	*of	4	0	1	0	0	0	0	0	0	0	0	0	0	0	0	3	1	0	.286
Apr 23	at Texas A&M	*of	4	1	0	0	0	0	0	1	0	0	0	2	0	0	1	3	0	0	.277
Apr 26	vs ETSU	*of	3	1	1	2	1	0	0	1	1	0	0	0	0	0	0	2	0	0	.279
Totals		35gs	140	21	39	14	10	1	1	22	5	1	0	2	0	3	27	58	2	2	.279

On base pct. .377 • Slugging pct. .386

#19 Max Bartlett - 22 games (All games)

Date	Opponent	Pos	AB	R	H	RBI	2B	3B	HR	BB	SB	CS	HBP	SAC	SF	GDP	K	PO	A	E	Avg
Mar 03	NORFOLK STATE	ph/ss	1	0	0	1	0	0	0	0	0	0	0	0	0	0	0	0	0	0	.000
Mar 04	NORFOLK STATE	*ss	4	0	1	0	0	0	0	0	0	0	0	0	0	0	2	1	1	1	.200
Mar 05	NORFOLK STATE	pr	0	0	0	0	0	0	0	0	0	0	0	0	0	0	0	0	0	0	.200
Mar 11	CINCINNATI-1	*ss	1	0	0	0	0	0	0	1	0	0	0	0	0	0	1	0	2	0	.167
Mar 11	CINCINNATI-2	*ss	3	0	1	1	0	0	0	1	0	0	0	0	0	0	0	1	1	0	.222
Mar 15	AUSTIN PEAY	ss	3	1	2	2	0	0	0	1	0	0	0	0	0	0	1	1	3	0	.333
Mar 18	SOUTH CAROLINA	*ss	3	1	1	0	0	0	0	1	0	0	0	0	0	0	1	0	2	0	.333
Mar 19	SOUTH CAROLINA	*ss	3	0	2	1	1	0	0	1	0	0	0	0	0	0	1	1	3	1	.389
Mar 22	MARSHALL	*ss	3	1	1	0	1	0	0	1	0	0	0	0	0	0	0	2	2	0	.381
Mar 24	at Mississippi State	*ss	4	1	1	0	0	0	0	0	0	0	0	0	0	0	2	0	3	0	.360
Mar 25	at Mississippi State	*ss	1	0	0	0	0	0	0	0	0	0	1	0	0	0	0	2	1	0	.346
Mar 26	at Mississippi State	*ss	4	0	1	0	0	0	0	0	0	0	0	0	0	0	2	0	3	0	.333
Mar 31	GEORGIA	*ss	4	0	1	1	0	0	0	0	1	0	0	0	0	0	3	0	2	0	.324
Apr 01	GEORGIA	*ss	3	0	0	0	0	0	0	0	0	0	0	0	0	0	1	0	3	0	.297
Apr 04	MIDDLE TENNESSEE	*ss	3	0	1	1	0	0	0	0	0	0	0	0	0	0	0	1	7	1	.300
Apr 09	at Florida	ss	1	0	0	0	0	0	0	0	0	0	0	0	0	0	1	1	1	0	.293
Apr 13	AUBURN	ss	0	0	0	0	0	0	0	0	0	0	0	0	0	0	0	0	0	0	.293
Apr 14	AUBURN	*ss	2	0	0	0	0	0	0	0	0	0	0	0	0	0	2	0	1	1	.279
Apr 19	UNC ASHEVILLE	*ss	3	1	1	0	0	0	0	0	0	0	0	1	0	0	1	0	3	0	.283
Apr 21	at Texas A&M	ss	0	0	0	0	0	0	0	0	0	0	0	0	0	0	0	0	0	0	.283
Apr 22	at Texas A&M	ss	0	0	0	0	0	0	0	0	0	0	0	0	0	0	0	0	0	0	.283
Apr 23	at Texas A&M	*ss	2	0	0	0	0	0	0	0	0	0	0	0	0	0	1	1	1	1	.271
Totals		15gs	48	5	13	7	2	0	0	6	1	0	1	1	0	0	19	11	39	5	.271

On base pct. .364 • Slugging pct. .312

2017 Tennessee Baseball
Individual Game-by-Game for Tennessee (as of Apr 26, 2017)

#4 Jay Charleston - 25 games (All games)

Date	Opponent	Pos	AB	R	H	RBI	2B	3B	HR	BB	SB	CS	HBP	SAC	SF	GDP	K	PO	A	E	Avg
Feb 18	at Memphis	*of	2	0	0	0	0	0	0	0	0	0	0	0	0	0	0	3	0	0	.000
Feb 19	at Memphis	ph	1	0	0	0	0	0	0	0	0	0	0	0	0	0	0	0	0	0	.000
Feb 24	vs Seton Hall	ph/of	1	0	0	0	0	0	0	0	0	0	0	0	0	0	1	0	0	0	.000
Feb 24	at San Diego State	*dh	2	1	1	1	0	0	0	0	0	0	0	0	0	0	0	0	0	0	.167
Feb 25	vs UC Irvine	pr	0	1	0	0	0	0	0	0	1	0	0	0	0	0	0	0	0	0	.167
Mar 03	NORFOLK STATE	ph/of	1	0	0	0	0	0	0	0	0	0	0	0	0	0	0	0	0	0	.143
Mar 04	NORFOLK STATE	*of	3	1	1	1	0	0	0	0	1	0	0	0	0	1	1	0	1	0	.200
Mar 05	NORFOLK STATE	*of	6	0	3	0	0	0	0	0	0	0	0	0	0	0	1	1	0	0	.312
Mar 10	CINCINNATI	pr	0	0	0	0	0	0	0	0	0	0	0	0	0	0	0	0	0	0	.312
Mar 11	CINCINNATI-1	*of	4	0	1	0	0	0	0	0	0	0	0	0	0	0	0	2	0	0	.300
Mar 11	CINCINNATI-2	*of	3	2	2	1	0	0	0	0	1	0	0	0	1	0	0	3	0	0	.348
Mar 15	AUSTIN PEAY	*of	2	0	0	0	0	0	0	2	0	0	0	0	0	0	1	0	0	0	.320
Mar 17	SOUTH CAROLINA	*of	4	0	2	0	0	0	0	0	0	0	0	0	0	0	0	0	0	0	.345
Mar 18	SOUTH CAROLINA	*of	4	1	0	0	0	0	0	1	0	0	0	0	0	0	2	3	0	0	.303
Mar 19	SOUTH CAROLINA	*of	3	1	0	0	0	0	0	1	0	0	0	0	0	0	1	1	0	0	.278
Mar 22	MARSHALL	*of	5	0	0	0	0	0	0	0	0	0	0	0	0	0	3	2	0	0	.244
Mar 25	at Mississippi State	of	2	1	1	0	0	0	0	0	0	0	0	0	0	0	1	1	0	0	.256
Apr 02	GEORGIA	pr	0	0	0	0	0	0	0	0	0	0	0	0	0	0	0	0	0	0	.256
Apr 04	MIDDLE TENNESSEE	*of	3	1	1	0	0	0	0	1	1	0	0	0	0	0	1	3	0	0	.261
Apr 07	at Florida	pr	0	0	0	0	0	0	0	0	0	0	0	0	0	0	0	0	0	0	.261
Apr 13	AUBURN	pr	0	0	0	0	0	0	0	0	0	0	0	0	0	0	0	0	0	0	.261
Apr 14	AUBURN	pr	0	0	0	0	0	0	0	0	0	1	0	0	0	0	0	0	0	0	.261
Apr 21	at Texas A&M	pr/of	0	0	0	0	0	0	0	0	0	0	0	0	0	0	0	0	0	0	.261
Apr 22	at Texas A&M	pr/dh	1	0	0	0	0	0	0	0	0	0	0	0	0	0	1	0	0	0	.255
Apr 23	at Texas A&M	pr/dh	1	0	0	0	0	0	0	0	1	0	0	0	0	0	1	0	0	0	.250
Totals		12gs	48	9	12	3	0	0	0	5	5	1	0	0	1	1	14	19	1	0	.250

On base pct. .315 • Slugging pct. .250

#8 Brandon China - 15 games (All games)

Date	Opponent	Pos	AB	R	H	RBI	2B	3B	HR	BB	SB	CS	HBP	SAC	SF	GDP	K	PO	A	E	Avg
Feb 18	at Memphis	pr	0	0	0	0	0	0	0	0	0	0	0	0	0	0	0	0	0	0	.000
Feb 19	at Memphis	2b	1	0	0	0	0	0	0	0	0	0	0	0	0	0	1	1	0	0	.000
Feb 24	vs Seton Hall	2b	1	0	0	0	0	0	0	1	0	0	0	0	0	0	0	1	1	0	.000
Mar 05	NORFOLK STATE	*3b	4	1	0	0	0	0	0	0	0	0	1	0	0	0	0	1	2	0	.000
Mar 10	CINCINNATI	pr	0	0	0	0	0	0	0	0	0	0	0	0	0	0	0	0	0	0	.000
Mar 15	AUSTIN PEAY	ph/2b	1	0	0	1	0	0	0	0	0	0	0	0	1	0	0	0	1	0	.000
Mar 18	SOUTH CAROLINA	ph	1	0	0	0	0	0	0	0	0	0	0	0	0	0	0	0	0	0	.000
Mar 19	SOUTH CAROLINA	*dh	3	0	0	0	0	0	0	0	0	0	0	0	0	0	0	0	0	0	.000
Mar 25	at Mississippi State	2b	2	2	1	0	1	0	0	0	0	0	0	0	0	0	0	2	0	0	.077
Mar 26	at Mississippi State	*of	3	0	0	0	0	0	0	0	0	0	0	0	0	0	1	1	0	0	.062
Apr 01	GEORGIA	ph	1	1	0	0	0	0	0	0	0	0	0	0	0	0	0	0	0	0	.059
Apr 02	GEORGIA	ph/3b	2	0	0	0	0	0	0	0	0	0	0	0	0	0	1	0	0	0	.053
Apr 07	at Florida	ph	0	0	0	0	0	0	0	0	0	0	0	0	0	0	0	0	0	0	.053
Apr 11	at ETSU	*2b	3	0	1	1	0	0	0	0	0	0	0	0	1	0	0	3	1	1	.091
Apr 23	at Texas A&M	ph	1	0	0	0	0	0	0	0	0	0	0	0	0	0	0	0	0	0	.087
Totals		4gs	23	4	2	2	1	0	0	1	0	0	1	0	2	0	3	9	5	1	.087

On base pct. .148 • Slugging pct. .130

#17 Connor Darling - 2 games (All games)

Date	Opponent	Pos	AB	R	H	RBI	2B	3B	HR	BB	SB	CS	HBP	SAC	SF	GDP	K	PO	A	E	Avg
Mar 11	CINCINNATI-2	p	0	0	0	0	0	0	0	0	0	0	0	0	0	0	0	1	0	0	.000
Mar 22	MARSHALL	p	0	0	0	0	0	0	0	0	0	0	0	0	0	0	0	0	1	0	.000
Totals		0gs	0	0	0	0	0	0	0	0	0	0	0	0	0	0	0	1	1	0	.000

On base pct. .000 • Slugging pct. .000

2017 Tennessee Baseball
Individual Game-by-Game for Tennessee (as of Apr 26, 2017)

#17 Connor Darling - 8 appearances (All games)

Date	Opponent	GS	IP	H	R	ER	BB	SO	2B	3B	HR	WP	BK	HBP	IBB	Score	W-L	Sv	ERA	NP
Feb 22	at LMU		1.0	2	0	0	1	1	0	0	0	0	0	0	0	8-4	0-0	0	0.00	20
Feb 24	at San Diego State		1.2	0	0	0	1	2	0	0	0	0	0	0	0	8-4	0-0	0	0.00	28
Mar 11	CINCINNATI-2		1.0	0	0	0	0	0	0	0	0	0	0	0	0	6-2	0-0	0	0.00	11
Mar 15	AUSTIN PEAY	*	1.0	2	3	3	1	0	0	0	1	0	0	0	0	18-4	0-0	0	5.79	23
Mar 19	SOUTH CAROLINA		1.0	0	0	0	0	1	0	0	0	0	0	0	0	2-10	0-0	0	4.76	12
Mar 22	MARSHALL		2.0	0	0	0	0	1	0	0	0	0	0	0	0	7-1	1-0	0	3.52	25
Mar 25	at Mississippi State		2.2	5	3	3	1	2	2	0	0	0	1	0	0	4-14	1-0	0	5.23	50
Apr 11	at ETSU		0.2	2	2	1	2	0	0	0	0	0	0	0	0	2-10	1-0	0	5.73	23
Totals		1	11.0	11	8	7	6	7	2	0	1	0	1	0	0	55-49	1-0	0	5.73	-

#14 Pete Derkay - 38 games (All games)

Date	Opponent	Pos	AB	R	H	RBI	2B	3B	HR	BB	SB	CS	HBP	SAC	SF	GDP	K	PO	A	E	Avg
Feb 17	at Memphis	*dh	3	2	1	0	0	0	0	2	0	0	0	0	0	0	0	0	0	0	.333
Feb 18	at Memphis	*dh	3	0	0	0	0	0	0	0	0	0	0	0	0	0	0	0	0	0	.167
Feb 19	at Memphis	*c	5	0	1	1	0	0	0	0	0	0	0	0	0	0	1	4	0	0	.182
Feb 22	at LMU	*dh	3	0	1	0	0	0	0	1	0	1	1	0	0	0	1	0	0	0	.214
Feb 24	vs Seton Hall	*c	3	1	2	1	1	1	0	2	0	0	0	0	0	0	1	10	1	0	.294
Feb 24	at San Diego State	ph/dh	2	0	0	0	0	0	0	0	0	0	0	0	0	0	1	0	0	0	.263
Feb 25	vs UC Irvine	*dh	4	1	4	1	0	0	1	0	0	0	0	0	0	0	0	0	0	0	.391
Mar 03	NORFOLK STATE	*dh	3	1	1	1	0	0	0	1	0	0	0	0	0	0	0	0	0	0	.385
Mar 04	NORFOLK STATE	*c	3	0	2	0	0	0	0	1	0	0	0	0	0	0	10	1	0	0	.414
Mar 05	NORFOLK STATE	*dh	4	0	0	0	0	0	0	0	0	0	1	0	0	0	1	0	0	0	.364
Mar 10	CINCINNATI	*dh	4	0	1	0	0	0	0	0	0	0	0	0	0	0	0	0	0	0	.351
Mar 11	CINCINNATI-1	*c	2	0	0	0	0	0	0	2	0	0	0	0	0	0	1	4	1	0	.333
Mar 11	CINCINNATI-2	*dh	3	0	0	0	0	0	0	1	0	0	0	0	0	0	0	0	0	0	.310
Mar 15	AUSTIN PEAY	*c	1	3	1	3	0	0	1	2	1	0	2	0	1	0	0	8	0	0	.326
Mar 17	SOUTH CAROLINA	*dh	3	0	0	0	0	0	0	1	0	0	0	0	0	0	1	0	0	0	.304
Mar 18	SOUTH CAROLINA	*c	5	0	3	0	0	0	0	0	0	0	0	0	0	0	1	6	0	0	.333
Mar 19	SOUTH CAROLINA	*c	3	1	0	0	0	0	0	1	0	0	0	0	0	0	1	6	0	0	.315
Mar 22	MARSHALL	*dh	3	1	1	1	0	0	0	1	0	0	0	0	0	0	0	0	0	0	.316
Mar 24	at Mississippi State	*dh	3	1	2	0	0	0	0	1	0	0	0	0	0	1	0	0	0	0	.333
Mar 25	at Mississippi State	*dh	4	0	2	0	0	0	0	1	0	0	0	0	0	0	1	0	0	0	.344
Mar 26	at Mississippi State	*c	4	0	0	0	0	0	0	0	0	0	0	0	0	0	1	6	2	0	.324
Mar 28	TENNESSEE TECH	*dh	3	1	2	0	1	0	0	1	0	0	0	0	0	0	0	0	0	0	.338
Mar 31	GEORGIA	*dh	2	1	0	0	0	0	0	2	0	0	0	0	0	0	1	0	0	0	.329
Apr 01	GEORGIA	*c	5	0	1	1	0	0	0	0	0	0	0	0	0	0	6	1	0	0	.321
Apr 02	GEORGIA	*dh	4	0	1	0	0	0	0	0	0	0	0	0	0	0	0	0	0	0	.317
Apr 04	MIDDLE TENNESSEE	*dh	2	1	1	0	1	0	0	3	0	0	0	0	0	0	0	0	0	0	.321
Apr 07	at Florida	*dh	4	0	2	1	0	0	0	1	0	0	0	0	0	0	0	0	0	0	.330
Apr 08	at Florida	*dh	3	0	1	0	0	0	0	1	0	0	0	0	0	0	0	0	0	0	.330
Apr 09	at Florida	*dh	3	0	2	1	0	0	0	0	0	0	1	0	0	0	0	0	0	0	.340
Apr 11	at ETSU	*1b	3	1	0	0	0	0	0	1	0	0	0	0	0	0	1	6	0	0	.330
Apr 13	AUBURN	*dh	3	0	1	0	0	0	0	0	0	0	1	0	0	0	1	0	0	0	.330
Apr 14	AUBURN	*dh	2	0	0	1	0	0	0	0	0	0	0	0	1	0	0	0	0	0	.324
Apr 15	AUBURN	*dh	4	0	2	0	0	0	0	0	0	0	0	0	1	0	0	0	0	0	.330
Apr 19	UNC ASHEVILLE	*c	2	0	0	0	0	0	0	0	0	0	1	0	0	0	1	6	1	0	.324
Apr 21	at Texas A&M	*c	4	0	0	0	0	0	0	0	0	0	0	0	0	0	2	9	0	0	.312
Apr 22	at Texas A&M	*dh	2	0	0	0	0	0	0	1	0	0	0	0	0	0	0	0	0	0	.307
Apr 23	at Texas A&M	*c	6	0	1	2	1	0	0	1	0	0	0	0	0	1	1	14	1	0	.300
Apr 26	vs ETSU	*dh	3	1	1	1	0	0	0	0	0	0	0	0	1	0	0	0	0	0	.301
Totals		37gs	123	16	37	15	4	1	1	29	1	1	7	0	3	3	18	95	8	0	.301

On base pct. .451 • Slugging pct. .374

#41 Eric Freeman - 5 games (All games)

Date	Opponent	Pos	AB	R	H	RBI	2B	3B	HR	BB	SB	CS	HBP	SAC	SF	GDP	K	PO	A	E	Avg
Feb 24	vs Seton Hall	p	0	0	0	0	0	0	0	0	0	0	0	0	0	0	0	0	1	0	.000
Apr 04	MIDDLE TENNESSEE	p	0	0	0	0	0	0	0	0	0	0	0	0	0	0	0	0	1	0	.000
Apr 09	at Florida	p	0	0	0	0	0	0	0	0	0	0	0	0	0	0	0	0	0	1	.000
Apr 15	AUBURN	p	0	0	0	0	0	0	0	0	0	0	0	0	0	0	0	1	0	0	.000
Apr 19	UNC ASHEVILLE	p	0	0	0	0	0	0	0	0	0	0	0	0	0	0	0	0	1	0	.000
Totals		0gs	0	0	0	0	0	0	0	0	0	0	0	0	0	0	0	1	3	1	.000

On base pct. .000 • Slugging pct. .000

2017 Tennessee Baseball
Individual Game-by-Game for Tennessee (as of Apr 26, 2017)

#41 Eric Freeman - 7 appearances (All games)

Date	Opponent	GS	IP	H	R	ER	BB	SO	2B	3B	HR	WP	BK	HBP	IBB	Score	W-L	Sv	ERA	NP
Feb 24	vs Seton Hall		4.0	5	3	3	3	2	0	1	0	1	0	0	0	12-5	0-0	1	6.75	-
Apr 04	MIDDLE TENNESSEE		4.0	1	0	0	2	0	0	0	0	0	0	0	0	4-7	0-0	1	3.38	50
Apr 09	at Florida		2.1	1	0	0	2	2	0	0	0	0	0	2	0	4-5	0-0	1	2.61	34
Apr 11	at ETSU		1.1	4	2	2	1	0	0	0	0	0	0	0	0	2-10	0-0	1	3.86	24
Apr 15	AUBURN		1.1	2	2	2	0	0	0	0	0	0	0	0	0	1-8	0-0	1	4.85	27
Apr 19	UNC ASHEVILLE		2.2	0	0	0	0	4	0	0	0	0	0	0	0	5-2	1-0	1	4.02	27
Apr 26	vs ETSU		1.0	0	0	0	1	0	0	0	0	0	0	0	0	8-1	1-0	1	3.78	16
Totals		0	16.2	13	7	7	9	8	0	1	0	1	0	2	0	36-38	1-0	1	3.78	-

#36 Will Heflin - 15 games (All games)

Date	Opponent	Pos	AB	R	H	RBI	2B	3B	HR	BB	SB	CS	HBP	SAC	SF	GDP	K	PO	A	E	Avg
Feb 18	at Memphis	ph	1	0	0	0	0	0	0	0	0	0	0	0	0	0	0	0	0	0	.000
Mar 10	CINCINNATI	ph	1	0	1	0	0	0	0	0	0	0	0	0	0	0	0	0	0	0	.500
Mar 15	AUSTIN PEAY	p	0	0	0	0	0	0	0	0	0	0	0	0	0	0	0	2	0	0	.500
Mar 19	SOUTH CAROLINA	*of/p	3	0	1	0	0	0	0	0	0	0	0	0	0	0	0	2	0	0	.400
Mar 22	MARSHALL	p	0	0	0	0	0	0	0	0	0	0	0	0	0	0	0	1	0	0	.400
Mar 26	at Mississippi State	ph/dh	1	0	0	0	0	0	0	0	0	0	0	0	0	0	1	0	0	0	.333
Apr 04	MIDDLE TENNESSEE	ph	1	0	0	0	0	0	0	0	0	0	0	0	0	0	0	1	0	0	.286
Apr 07	at Florida	ph/of	0	0	0	1	0	0	0	0	0	0	0	0	1	0	0	0	0	0	.286
Apr 09	at Florida	ph/of	2	0	0	1	0	0	0	0	0	0	0	0	0	0	0	1	0	0	.222
Apr 11	at ETSU	*dh/p	4	0	0	0	0	0	0	0	0	0	0	0	0	0	3	0	0	0	.154
Apr 13	AUBURN	ph	1	0	0	0	0	0	0	0	0	0	0	0	0	0	0	0	0	0	.143
Apr 15	AUBURN	ph	1	0	0	0	0	0	0	0	0	0	0	0	0	0	0	0	0	0	.133
Apr 21	at Texas A&M	ph	1	0	0	0	0	0	0	0	0	0	0	0	0	0	0	0	0	0	.125
Apr 22	at Texas A&M	ph	1	0	0	0	0	0	0	0	0	0	0	0	0	0	0	0	0	0	.118
Apr 23	at Texas A&M	ph	1	0	0	0	0	0	0	0	0	0	0	0	0	0	1	0	0	0	.111
Totals		2gs	18	0	2	2	0	0	0	0	0	0	0	0	1	0	6	6	0	0	.111

On base pct. .105 • Slugging pct. .111

#36 Will Heflin - 10 appearances (All games)

Date	Opponent	GS	IP	H	R	ER	BB	SO	2B	3B	HR	WP	BK	HBP	IBB	Score	W-L	Sv	ERA	NP
Feb 17	at Memphis		0.2	0	0	0	0	2	0	0	0	0	0	1	0	8-5	0-0	0	0.00	16
Feb 22	at LMU		0.0	0	0	0	2	0	0	0	0	0	0	0	0	8-4	0-0	0	0.00	10
Mar 15	AUSTIN PEAY		1.0	1	0	0	0	0	1	0	0	0	0	0	0	18-4	0-0	0	0.00	12
Mar 19	SOUTH CAROLINA		1.0	1	1	1	0	0	0	0	1	0	0	0	0	2-10	0-0	0	3.38	12
Mar 22	MARSHALL		2.0	0	0	0	2	0	0	0	0	0	0	0	0	7-1	0-0	0	1.93	37
Mar 25	at Mississippi State		1.0	1	0	0	0	2	0	0	0	0	0	0	0	4-14	0-0	0	1.59	15
Mar 28	TENNESSEE TECH		2.0	2	0	0	0	1	0	0	0	0	0	1	0	6-0	0-0	0	1.17	19
Apr 01	GEORGIA		1.0	0	0	0	0	0	0	0	0	0	0	0	0	5-7	0-0	0	1.04	4
Apr 02	GEORGIA		1.0	1	0	0	0	0	0	0	0	0	0	0	0	1-3	0-0	0	0.93	14
Apr 11	at ETSU		2.0	3	3	3	3	2	1	0	1	1	0	0	0	2-10	0-0	0	3.09	44
Totals		0	11.2	9	4	4	7	7	2	0	2	1	0	2	0	61-58	0-0	0	3.09	-

#37 Richard Jackson - 2 appearances (All games)

Date	Opponent	GS	IP	H	R	ER	BB	SO	2B	3B	HR	WP	BK	HBP	IBB	Score	W-L	Sv	ERA	NP
Apr 11	at ETSU		2.0	0	0	0	0	1	0	0	0	0	0	0	0	2-10	0-0	0	0.00	16
Apr 15	AUBURN		0.2	1	1	1	0	0	0	0	1	0	0	0	0	1-8	0-0	0	3.38	12
Totals		0	2.2	1	1	1	0	1	0	0	1	0	0	0	0	3-18	0-0	0	3.38	-

2017 Tennessee Baseball
Individual Game-by-Game for Tennessee (as of Apr 26, 2017)

#1 Brodie Leftridge - 31 games (All games)

Date	Opponent	Pos	AB	R	H	RBI	2B	3B	HR	BB	SB	CS	HBP	SAC	SF	GDP	K	PO	A	E	Avg
Feb 17	at Memphis	*of	5	0	0	0	0	0	0	0	0	0	0	0	0	0	3	1	0	0	.000
Feb 18	at Memphis	*of	4	0	0	0	0	0	0	0	0	0	0	0	0	1	1	3	0	0	.000
Feb 19	at Memphis	*of	3	1	1	1	1	0	0	1	0	0	0	0	0	0	1	2	0	0	.083
Feb 22	at LMU	*of	4	2	0	0	0	0	0	0	0	0	0	1	0	0	1	5	0	1	.062
Feb 24	vs Seton Hall	*of	5	1	2	1	0	0	0	0	1	0	0	0	0	0	0	3	0	0	.143
Feb 24	at San Diego State	*of	5	2	2	1	0	0	0	0	1	0	0	0	0	0	0	3	0	1	.192
Feb 25	vs UC Irvine	*of	4	0	1	0	0	0	0	0	0	0	0	0	0	0	3	3	0	0	.200
Mar 03	NORFOLK STATE	*of	3	0	0	0	0	0	0	0	0	0	0	0	0	0	3	0	0	0	.182
Mar 04	NORFOLK STATE	of	1	0	0	0	0	0	0	0	0	0	0	0	0	0	1	0	0	0	.176
Mar 05	NORFOLK STATE	of	0	0	0	0	0	0	0	0	0	0	0	0	0	0	0	1	0	0	.176
Mar 10	CINCINNATI	*of	3	0	0	0	0	0	0	0	0	0	0	0	0	0	0	3	0	0	.162
Mar 11	CINCINNATI-1	*of	2	0	0	0	0	0	0	0	0	0	0	0	0	0	4	0	0	0	.154
Mar 11	CINCINNATI-2	of	0	0	0	0	0	0	0	0	0	0	0	0	0	0	0	1	0	0	.154
Mar 15	AUSTIN PEAY	of	2	1	1	2	0	0	1	0	0	0	0	0	0	0	1	1	0	0	.171
Mar 18	SOUTH CAROLINA	*of	4	0	2	0	0	0	0	1	1	0	0	0	0	0	1	3	0	0	.200
Mar 19	SOUTH CAROLINA	*of	3	0	0	0	0	0	0	0	0	0	0	1	0	0	2	1	0	0	.188
Mar 22	MARSHALL	*of	4	1	1	1	1	0	0	0	0	0	0	0	0	0	0	3	0	0	.192
Mar 24	at Mississippi State	*of	4	0	1	0	0	0	0	0	0	0	0	0	0	0	2	1	0	0	.196
Mar 26	at Mississippi State	pr	0	0	0	0	0	0	0	0	0	0	0	0	0	0	0	0	0	0	.196
Mar 28	TENNESSEE TECH	*of	4	0	2	1	0	0	0	0	1	0	0	0	0	0	0	3	0	0	.217
Mar 31	GEORGIA	*of	4	0	0	0	0	0	0	0	0	0	0	0	0	0	1	2	0	0	.203
Apr 01	GEORGIA	*of	3	0	0	0	0	0	0	1	0	0	0	0	0	0	2	4	0	0	.194
Apr 02	GEORGIA	*of	2	0	0	0	0	0	0	0	0	0	0	0	0	0	1	1	0	0	.188
Apr 04	MIDDLE TENNESSEE	pr	0	0	0	0	0	0	0	0	0	0	0	0	0	0	0	0	0	0	.188
Apr 07	at Florida	*of	4	1	1	1	0	1	0	0	0	0	0	0	0	0	3	6	0	0	.192
Apr 08	at Florida	*of	4	0	1	0	0	0	0	0	0	0	0	0	0	0	3	3	0	0	.195
Apr 09	at Florida	*of	2	0	0	0	0	0	0	0	0	0	0	0	0	0	1	0	0	0	.190
Apr 11	at ETSU	*of	3	0	0	0	0	0	0	0	0	0	0	0	0	0	1	4	0	0	.183
Apr 13	AUBURN	*of	3	0	1	0	0	0	0	0	0	0	0	0	0	0	0	10	0	0	.188
Apr 14	AUBURN	*of	2	0	1	0	0	0	0	0	0	0	0	2	0	0	0	2	0	0	.195
Apr 15	AUBURN	*of	2	0	0	0	0	0	0	1	0	0	0	0	0	0	0	1	0	0	.191
Totals		25gs	89	9	17	8	2	1	1	4	4	0	0	4	0	1	31	74	0	2	.191

On base pct. .226 • Slugging pct. .270

#25 Zach Linginfelter - 7 games (All games)

Date	Opponent	Pos	AB	R	H	RBI	2B	3B	HR	BB	SB	CS	HBP	SAC	SF	GDP	K	PO	A	E	Avg
Feb 18	at Memphis	p	0	0	0	0	0	0	0	0	0	0	0	0	0	0	0	2	1	0	.000
Feb 22	at LMU	*p	0	0	0	0	0	0	0	0	0	0	0	0	0	0	0	1	0	0	.000
Mar 11	CINCINNATI-1	*p	0	0	0	0	0	0	0	0	0	0	0	0	0	0	0	0	1	1	.000
Mar 18	SOUTH CAROLINA	p	0	0	0	0	0	0	0	0	0	0	0	0	0	0	0	0	1	1	.000
Apr 02	GEORGIA	*p	0	0	0	0	0	0	0	0	0	0	0	0	0	0	0	0	3	0	.000
Apr 19	UNC ASHEVILLE	p	0	0	0	0	0	0	0	0	0	0	0	0	0	0	0	0	0	1	.000
Apr 23	at Texas A&M	p	0	0	0	0	0	0	0	0	0	0	0	0	0	0	0	0	1	0	.000
Totals		3gs	0	0	0	0	0	0	0	0	0	0	0	0	0	0	0	3	7	3	.000

On base pct. .000 • Slugging pct. .000

#25 Zach Linginfelter - 15 appearances (All games)

Date	Opponent	GS	IP	H	R	ER	BB	SO	2B	3B	HR	WP	BK	HBP	IBB	Score	W-L	Sv	ERA	NP
Feb 18	at Memphis		4.0	3	2	2	0	3	1	0	1	1	0	0	0	1-4	0-0	0	4.50	46
Feb 22	at LMU	*	4.0	3	4	2	0	7	0	0	1	0	0	1	0	8-4	0-0	0	4.50	60
Feb 25	vs UC Irvine		1.2	3	2	2	0	0	1	0	0	0	0	2	0	10-9	0-0	0	5.59	27
Mar 04	NORFOLK STATE		3.0	1	0	0	0	7	0	0	0	1	0	0	0	5-2	0-0	0	4.26	43
Mar 11	CINCINNATI-1	*	4.0	0	1	0	3	3	0	0	0	0	0	1	0	2-1	0-0	0	3.24	67
Mar 15	AUSTIN PEAY		1.0	2	1	1	0	2	0	0	0	1	0	1	0	18-4	0-0	0	3.57	21
Mar 18	SOUTH CAROLINA		4.0	1	3	2	5	2	0	0	0	0	0	0	1	4-6	0-1	0	3.74	68
Mar 25	at Mississippi State	*	1.2	6	5	5	1	1	1	0	1	0	0	0	0	4-14	0-2	0	5.40	40
Mar 28	TENNESSEE TECH	*	2.0	0	0	0	0	2	0	0	0	0	0	0	0	6-0	1-2	0	4.97	22
Apr 02	GEORGIA	*	6.0	6	3	3	1	4	1	0	0	0	0	3	0	1-3	1-3	0	4.88	80
Apr 07	at Florida		1.2	3	0	0	0	2	0	0	0	0	0	0	0	7-6	2-3	0	4.64	22
Apr 09	at Florida	*	2.1	4	2	2	3	1	0	0	0	1	0	0	0	4-5	2-4	0	4.84	63
Apr 14	AUBURN		3.0	2	1	0	3	5	0	0	0	0	0	0	0	5-4	2-4	0	4.46	59
Apr 19	UNC ASHEVILLE		1.0	0	1	0	1	2	0	0	0	1	0	0	0	5-2	2-4	0	4.35	34
Apr 23	at Texas A&M		7.0	3	0	0	1	8	0	0	0	0	0	2	0	5-3	3-4	0	3.69	93
Totals		6	46.1	37	25	19	18	49	4	0	3	5	0	10	1	85-67	3-4	0	3.69	-

2017 Tennessee Baseball
Individual Game-by-Game for Tennessee (as of Apr 26, 2017)

#13 Andre Lipcius - 38 games (All games)

Date	Opponent	Pos	AB	R	H	RBI	2B	3B	HR	BB	SB	CS	HBP	SAC	SF	GDP	K	PO	A	E	Avg
Feb 17	at Memphis	*1b	4	0	1	1	0	0	0	0	1	0	1	0	0	0	2	10	1	0	.250
Feb 18	at Memphis	*1b	3	0	1	0	0	0	0	0	0	0	0	0	0	0	1	8	2	0	.286
Feb 19	at Memphis	*1b	5	2	4	2	3	0	0	0	1	0	0	0	0	0	0	10	0	0	.500
Feb 22	at LMU	*1b	3	1	0	0	0	0	0	2	1	0	0	0	0	0	1	6	1	0	.400
Feb 24	vs Seton Hall	*1b	3	2	1	0	0	0	0	2	0	1	0	0	0	0	0	10	0	0	.389
Feb 24	at San Diego State	*1b	4	0	1	0	0	0	0	1	0	0	0	0	0	0	1	6	0	0	.364
Feb 25	vs UC Irvine	*1b	4	2	3	1	1	0	0	1	0	0	0	0	0	0	1	11	0	0	.423
Mar 03	NORFOLK STATE	*1b	4	1	2	1	1	0	0	0	0	0	1	0	0	0	0	9	0	0	.433
Mar 04	NORFOLK STATE	*1b	4	1	1	0	1	0	0	0	0	0	0	0	0	0	0	8	0	0	.412
Mar 05	NORFOLK STATE	*1b	5	0	1	0	0	0	0	0	0	0	0	0	0	1	0	15	0	0	.385
Mar 10	CINCINNATI	*1b	2	0	0	0	0	0	0	2	0	0	0	0	0	0	1	4	1	0	.366
Mar 11	CINCINNATI-1	*1b	4	1	1	0	1	0	0	0	0	0	0	0	0	0	0	9	1	0	.356
Mar 11	CINCINNATI-2	*1b	4	1	2	0	0	0	0	0	0	0	0	0	0	0	0	8	2	0	.367
Mar 15	AUSTIN PEAY	*1b	4	2	1	1	0	0	0	2	0	0	0	0	0	0	0	10	2	0	.358
Mar 17	SOUTH CAROLINA	*1b	3	0	1	1	0	0	0	1	0	0	0	0	0	0	1	8	0	0	.357
Mar 18	SOUTH CAROLINA	*1b	4	0	1	1	0	0	0	1	1	0	0	0	0	0	0	11	0	0	.350
Mar 19	SOUTH CAROLINA	*1b	4	0	1	1	0	0	0	0	0	0	0	0	0	0	2	15	0	0	.344
Mar 22	MARSHALL	*1b	4	1	1	1	0	0	0	0	0	0	0	0	0	0	0	10	0	0	.338
Mar 24	at Mississippi State	*1b	4	0	1	0	0	0	0	1	0	0	0	0	0	0	3	6	0	0	.333
Mar 25	at Mississippi State	*1b	5	0	2	0	0	0	0	0	0	0	0	0	0	0	2	4	0	0	.338
Mar 26	at Mississippi State	*1b	4	0	2	2	0	0	0	0	0	0	0	0	0	1	0	10	0	0	.346
Mar 28	TENNESSEE TECH	*1b	5	0	0	0	0	0	0	0	0	0	0	0	0	0	1	13	1	0	.326
Mar 31	GEORGIA	*1b	3	1	3	2	0	1	0	1	0	0	0	0	0	0	0	4	0	0	.348
Apr 01	GEORGIA	*1b	5	1	1	1	0	0	0	0	0	0	0	0	0	0	1	10	0	0	.340
Apr 02	GEORGIA	*1b	3	0	0	0	0	0	0	1	0	0	0	0	0	0	1	6	0	0	.330
Apr 04	MIDDLE TENNESSEE	*1b	4	1	1	0	0	0	0	1	0	0	0	0	0	0	1	11	1	0	.327
Apr 07	at Florida	*1b	5	2	3	1	1	0	0	0	0	0	0	0	0	0	0	9	0	0	.340
Apr 08	at Florida	*1b	4	0	1	1	0	1	0	1	0	0	0	0	0	0	1	10	0	0	.336
Apr 09	at Florida	*1b	4	2	1	0	0	0	0	0	0	0	1	0	0	0	0	9	0	0	.333
Apr 11	at ETSU	*3b	3	0	0	0	0	0	0	0	0	0	1	0	0	0	1	2	0	1	.325
Apr 13	AUBURN	*1b	4	0	1	1	0	0	0	0	0	0	0	0	0	1	1	5	0	0	.322
Apr 14	AUBURN	*1b	3	0	1	1	0	0	0	1	1	0	0	0	1	0	1	8	0	0	.323
Apr 15	AUBURN	*1b/3b	3	0	0	0	0	0	0	1	0	0	0	0	0	0	2	7	2	0	.315
Apr 19	UNC ASHEVILLE	*1b	3	0	1	0	0	0	0	1	0	1	0	0	0	0	0	6	0	1	.315
Apr 21	at Texas A&M	*1b	3	0	1	0	0	0	0	1	1	0	0	0	0	0	1	9	0	0	.316
Apr 22	at Texas A&M	*1b	4	1	1	0	0	0	0	0	0	0	0	0	0	1	0	8	3	0	.314
Apr 23	at Texas A&M	*1b	4	1	1	0	1	0	0	3	1	0	0	0	0	0	0	8	1	1	.312
Apr 26	vs ETSU	*1b	4	0	0	0	0	0	0	0	0	0	0	0	0	0	1	13	0	0	.303
Totals		38gs	145	23	44	19	9	2	0	24	7	2	4	0	1	4	27	326	18	3	.303

On base pct. .414 • Slugging pct. .393

#40 Luc Lipcius - 19 games (All games)

Date	Opponent	Pos	AB	R	H	RBI	2B	3B	HR	BB	SB	CS	HBP	SAC	SF	GDP	K	PO	A	E	Avg
Feb 17	at Memphis	*of	4	0	1	0	0	0	0	0	0	0	0	0	0	0	1	0	0	0	.250
Feb 19	at Memphis	ph/of	1	0	0	0	0	0	0	0	0	0	0	0	0	0	0	0	0	0	.200
Mar 03	NORFOLK STATE	ph	1	0	0	0	0	0	0	0	0	0	0	0	0	0	0	0	0	0	.167
Mar 05	NORFOLK STATE	ph	0	0	0	0	0	0	0	1	0	0	0	0	0	0	0	0	0	0	.167
Mar 10	CINCINNATI	ph	1	0	0	0	0	0	0	0	0	0	0	0	0	0	0	0	0	0	.143
Mar 15	AUSTIN PEAY	ph/of	0	1	0	0	0	0	0	0	0	0	1	0	0	0	0	0	0	0	.143
Mar 17	SOUTH CAROLINA	ph	1	0	0	0	0	0	0	0	0	0	0	0	0	0	0	0	0	0	.125
Mar 25	at Mississippi State	ph/of	1	0	0	1	0	0	0	1	0	0	1	0	0	0	0	0	0	0	.111
Mar 26	at Mississippi State	ph	0	0	0	0	0	0	0	1	0	0	0	0	0	0	0	0	0	0	.111
Apr 02	GEORGIA	ph/of	1	0	0	0	0	0	0	1	0	0	0	0	0	0	1	0	0	0	.100
Apr 09	at Florida	ph	1	0	1	1	0	0	0	0	0	0	0	0	0	0	0	0	0	0	.182
Apr 11	at ETSU	ph	1	0	0	0	0	0	0	0	0	0	0	0	0	0	1	0	0	0	.167
Apr 14	AUBURN	ph/of	1	1	1	1	1	0	0	1	0	0	0	0	0	0	0	0	0	0	.231
Apr 15	AUBURN	ph/1b	1	0	0	0	0	0	0	0	0	0	0	0	0	0	0	1	0	0	.214
Apr 19	UNC ASHEVILLE	*dh	3	0	2	1	0	0	0	1	0	0	0	0	0	0	0	0	0	0	.294
Apr 21	at Texas A&M	*dh/of	4	0	2	0	0	0	0	0	1	0	0	0	0	0	0	0	0	0	.333
Apr 22	at Texas A&M	*of	4	0	2	0	0	0	0	0	1	0	0	0	0	0	0	4	0	0	.360
Apr 23	at Texas A&M	*of	6	0	2	1	0	0	0	1	0	0	0	0	0	0	3	4	0	0	.355
Apr 26	vs ETSU	*of	4	1	1	0	1	0	0	0	0	0	0	0	0	0	0	4	1	0	.343
Totals		6gs	35	3	12	5	2	0	0	7	2	0	2	0	0	0	6	13	1	0	.343

On base pct. .477 • Slugging pct. .400

2017 Tennessee Baseball
Individual Game-by-Game for Tennessee (as of Apr 26, 2017)

#28 Jon Lipinski - 5 games (All games)

Date	Opponent	Pos	AB	R	H	RBI	2B	3B	HR	BB	SB	CS	HBP	SAC	SF	GDP	K	PO	A	E	Avg
Mar 04	NORFOLK STATE	p	0	0	0	0	0	0	0	0	0	0	0	0	0	0	0	0	0	1	.000
Mar 05	NORFOLK STATE	p	0	0	0	0	0	0	0	0	0	0	0	0	0	0	0	0	1	0	.000
Mar 28	TENNESSEE TECH	p	0	0	0	0	0	0	0	0	0	0	0	0	0	0	0	0	1	0	.000
Apr 08	at Florida	p	0	0	0	0	0	0	0	0	0	0	0	0	0	0	0	0	1	0	.000
Apr 14	AUBURN	p	0	0	0	0	0	0	0	0	0	0	0	0	0	0	0	0	0	1	.000
Totals		0gs	0	0	0	0	0	0	0	0	0	0	0	0	0	0	0	0	3	2	.000

On base pct. .000 • Slugging pct. .000

#28 Jon Lipinski - 16 appearances (All games)

Date	Opponent	GS	IP	H	R	ER	BB	SO	2B	3B	HR	WP	BK	HBP	IBB	Score	W-L	Sv	ERA	NP
Feb 19	at Memphis		1.0	0	0	0	0	1	0	0	0	0	0	0	0	10-0	0-0	0	0.00	11
Feb 22	at LMU		1.0	2	0	0	1	1	1	0	0	0	0	0	0	8-4	0-0	0	0.00	18
Feb 24	at San Diego State		1.2	0	0	0	0	3	0	0	0	0	0	0	0	8-4	1-0	0	0.00	21
Mar 04	NORFOLK STATE		1.0	1	0	0	0	0	0	0	0	0	0	0	0	5-2	1-0	1	0.00	16
Mar 05	NORFOLK STATE		2.0	1	0	0	1	1	1	0	0	0	0	0	0	5-4	2-0	1	0.00	20
Mar 11	CINCINNATI-2		1.0	0	0	0	0	1	0	0	0	0	0	0	0	6-2	2-0	1	0.00	22
Mar 15	AUSTIN PEAY		1.0	1	0	0	0	0	0	0	0	0	0	0	0	18-4	2-0	1	0.00	8
Mar 18	SOUTH CAROLINA		0.2	0	0	0	1	2	0	0	0	0	0	1	0	4-6	2-0	1	0.00	23
Mar 22	MARSHALL		1.0	0	0	0	1	1	0	0	0	0	0	0	0	7-1	2-0	1	0.00	16
Mar 28	TENNESSEE TECH		1.0	0	0	0	0	1	0	0	0	0	0	0	0	6-0	2-0	1	0.00	8
Mar 31	GEORGIA		0.1	1	1	1	1	0	0	0	0	0	0	1	0	6-5	2-0	1	0.77	14
Apr 04	MIDDLE TENNESSEE		0.1	0	0	0	0	1	0	0	0	0	0	0	0	4-7	2-0	1	0.75	4
Apr 07	at Florida		1.0	1	0	0	0	0	0	0	0	0	0	0	0	7-6	2-0	2	0.69	16
Apr 08	at Florida		2.0	0	0	0	2	1	0	0	0	0	0	0	0	3-2	3-0	2	0.60	27
Apr 14	AUBURN		2.1	1	0	0	0	5	0	0	0	0	0	1	0	5-4	4-0	2	0.52	31
Apr 19	UNC ASHEVILLE		1.0	1	1	1	2	1	0	0	0	0	0	0	0	5-2	4-0	2	0.98	26
Totals		0	18.1	9	2	2	9	19	2	0	0	0	0	3	0	107-53	4-0	2	0.98	-

#12 Hunter Martin - 6 games (All games)

Date	Opponent	Pos	AB	R	H	RBI	2B	3B	HR	BB	SB	CS	HBP	SAC	SF	GDP	K	PO	A	E	Avg
Feb 24	vs Seton Hall	*p	0	0	0	0	0	0	0	0	0	0	0	0	0	0	0	1	0	0	.000
Mar 03	NORFOLK STATE	*p	0	0	0	0	0	0	0	0	0	0	0	0	0	0	0	3	0	0	.000
Mar 10	CINCINNATI	*p	0	0	0	0	0	0	0	0	0	0	0	0	0	0	0	1	0	0	.000
Mar 17	SOUTH CAROLINA	*p	0	0	0	0	0	0	0	0	0	0	0	0	0	0	0	2	0	0	.000
Apr 13	AUBURN	*p	0	0	0	0	0	0	0	0	0	0	0	0	0	0	0	0	1	0	.000
Apr 21	at Texas A&M	*p	0	0	0	0	0	0	0	0	0	0	0	0	0	0	0	3	0	0	.000
Totals		6gs	0	0	0	0	0	0	0	0	0	0	0	0	0	0	0	1	10	0	.000

On base pct. .000 • Slugging pct. .000

#12 Hunter Martin - 10 appearances (All games)

Date	Opponent	GS	IP	H	R	ER	BB	SO	2B	3B	HR	WP	BK	HBP	IBB	Score	W-L	Sv	ERA	NP
Feb 17	at Memphis	*	5.0	6	3	3	1	6	2	1	0	0	0	0	0	8-5	1-0	0	5.40	77
Feb 24	vs Seton Hall	*	5.0	6	2	2	1	9	0	1	0	0	0	0	0	12-5	2-0	0	4.50	82
Mar 03	NORFOLK STATE	*	6.0	6	2	2	0	8	3	0	0	0	0	0	0	10-2	3-0	0	3.94	85
Mar 10	CINCINNATI	*	6.0	7	2	2	2	6	0	0	1	0	0	0	0	1-2	3-1	0	3.68	84
Mar 17	SOUTH CAROLINA	*	6.1	6	2	2	1	7	2	0	0	0	0	0	0	1-7	3-2	0	3.49	69
Mar 24	at Mississippi State	*	5.1	5	2	2	0	3	0	0	1	0	0	1	0	4-5	3-2	0	3.48	64
Mar 31	GEORGIA	*	7.0	3	1	1	2	7	0	0	0	0	0	2	0	6-5	4-2	0	3.10	102
Apr 07	at Florida	*	7.1	9	6	5	2	3	3	0	1	1	0	0	0	7-6	4-2	0	3.56	118
Apr 13	AUBURN	*	9.0	7	3	3	0	7	4	1	1	0	0	0	0	2-3	4-3	0	3.47	114
Apr 21	at Texas A&M	*	8.1	7	2	2	3	9	2	0	1	0	0	0	1	1-2	4-4	0	3.31	110
Totals		10	65.1	62	25	24	12	65	16	3	5	1	0	3	1	52-42	4-4	0	3.31	-

2017 Tennessee Baseball
Individual Game-by-Game for Tennessee (as of Apr 26, 2017)

#6 Jeff Moberg - 37 games (All games)

Date	Opponent	Pos	AB	R	H	RBI	2B	3B	HR	BB	SB	CS	HBP	SAC	SF	GDP	K	PO	A	E	Avg
Feb 17	at Memphis	*2b	3	2	2	2	0	0	0	0	0	1	2	0	0	0	0	2	4	2	.667
Feb 18	at Memphis	*2b	3	1	1	1	0	0	1	1	1	0	0	0	0	0	2	2	1	0	.500
Feb 19	at Memphis	*2b	4	1	2	1	0	0	0	0	0	0	0	0	0	0	1	0	1	0	.500
Feb 22	at LMU	*2b	5	2	3	2	1	0	0	1	0	0	0	0	0	0	1	1	2	0	.533
Feb 24	vs Seton Hall	*2b	3	2	1	0	0	1	0	1	1	0	0	0	0	0	1	0	1	0	.500
Feb 24	at San Diego State	*2b	5	2	4	1	1	0	1	0	0	0	0	0	0	0	0	1	4	0	.565
Feb 25	vs UC Irvine	*2b	5	0	0	0	0	0	0	0	0	0	0	0	0	0	1	0	4	1	.464
Mar 03	NORFOLK STATE	*2b	5	1	1	1	0	0	1	0	0	0	0	0	0	0	2	1	3	0	.424
Mar 04	NORFOLK STATE	*2b	5	2	2	3	0	0	1	0	0	0	0	0	0	0	1	2	2	0	.421
Mar 05	NORFOLK STATE	*2b	4	2	4	0	0	0	0	2	0	1	0	0	0	0	0	5	4	0	.476
Mar 10	CINCINNATI	*2b	4	0	2	0	1	0	0	0	0	0	0	0	0	0	1	2	2	0	.478
Mar 11	CINCINNATI-1	*2b	5	1	2	2	0	0	1	0	0	0	0	0	0	0	0	5	3	0	.471
Mar 11	CINCINNATI-2	*2b	4	1	1	0	1	0	0	0	0	0	0	0	0	0	0	1	3	0	.455
Mar 15	AUSTIN PEAY	*2b	4	2	3	1	0	0	0	1	1	0	0	0	0	0	0	0	1	0	.475
Mar 17	SOUTH CAROLINA	*2b	4	0	1	0	0	0	0	0	0	0	0	0	0	0	0	1	5	1	.460
Mar 18	SOUTH CAROLINA	*2b	5	0	1	1	0	0	0	1	0	0	0	0	0	0	2	3	5	0	.441
Mar 19	SOUTH CAROLINA	*2b	4	0	0	0	0	0	0	1	1	0	0	0	0	0	3	1	3	0	.417
Mar 22	MARSHALL	*2b	3	0	0	0	0	0	0	1	0	0	1	0	0	0	0	4	0	0	.400
Mar 24	at Mississippi State	*2b	5	0	1	0	0	0	0	0	0	0	0	0	0	0	2	5	1	0	.387
Mar 25	at Mississippi State	*2b	3	0	1	0	0	0	0	0	0	0	0	0	0	0	1	3	0	1	.386
Mar 26	at Mississippi State	*2b	3	1	2	1	0	0	0	0	0	0	0	0	1	0	0	3	3	0	.395
Mar 28	TENNESSEE TECH	*2b	3	0	1	0	1	0	0	0	0	0	1	0	0	0	2	0	3	0	.393
Mar 31	GEORGIA	*2b	5	2	3	1	0	0	1	0	0	0	0	0	0	0	0	2	2	0	.404
Apr 01	GEORGIA	*2b	5	0	3	1	0	0	0	0	0	0	0	0	0	0	0	3	4	0	.414
Apr 02	GEORGIA	*2b	4	0	0	0	0	0	0	1	0	0	0	0	0	1	2	3	1	0	.398
Apr 04	MIDDLE TENNESSEE	*2b	5	0	1	1	0	0	0	0	0	0	0	0	0	0	2	4	4	0	.389
Apr 07	at Florida	*2b	5	0	0	0	0	0	0	1	0	0	0	0	0	0	3	4	3	1	.372
Apr 08	at Florida	*2b	5	0	0	0	0	0	0	0	0	0	0	0	0	0	4	4	5	0	.356
Apr 09	at Florida	*2b	3	0	1	0	0	0	0	1	0	0	1	0	0	0	1	4	3	0	.355
Apr 13	AUBURN	*2b	3	0	0	0	0	0	0	0	0	0	1	0	0	0	1	0	0	0	.347
Apr 14	AUBURN	*2b	5	0	0	1	0	0	0	0	0	0	0	0	0	0	0	3	2	1	.333
Apr 15	AUBURN	*2b	3	0	0	0	0	0	0	0	0	0	1	0	0	0	1	2	3	0	.326
Apr 19	UNC ASHEVILLE	*2b	3	1	2	1	1	0	0	1	0	0	1	0	0	0	0	2	0	0	.333
Apr 21	at Texas A&M	*2b	4	1	1	0	0	1	0	0	0	0	0	0	0	0	0	3	2	0	.331
Apr 22	at Texas A&M	*2b	4	0	1	0	0	0	0	0	0	0	0	0	0	0	1	2	2	0	.329
Apr 23	at Texas A&M	*2b	5	1	2	0	0	0	0	1	0	0	1	0	0	0	0	3	4	0	.331
Apr 26	vs ETSU	*2b	5	1	3	1	0	1	0	0	0	0	0	0	0	0	1	2	6	0	.340
Totals		37gs	153	26	52	22	6	3	6	14	4	2	9	0	1	1	36	79	100	7	.340

On base pct. .424 • Slugging pct. .536

#15 Will Neely - 5 games (All games)

Date	Opponent	Pos	AB	R	H	RBI	2B	3B	HR	BB	SB	CS	HBP	SAC	SF	GDP	K	PO	A	E	Avg
Feb 19	at Memphis	*p	0	0	0	0	0	0	0	0	0	0	0	0	0	0	0	0	1	0	.000
Mar 05	NORFOLK STATE	*p	0	0	0	0	0	0	0	0	0	0	0	0	0	0	0	0	2	1	.000
Mar 19	SOUTH CAROLINA	*p	0	0	0	0	0	0	0	0	0	0	0	0	0	0	0	0	1	0	.000
Mar 26	at Mississippi State	p	0	0	0	0	0	0	0	0	0	0	0	0	0	0	0	0	1	0	.000
Apr 26	vs ETSU	*p	0	0	0	0	0	0	0	0	0	0	0	0	0	0	0	0	1	1	.000
Totals		4gs	0	0	0	0	0	0	0	0	0	0	0	0	0	0	0	0	6	2	.000

On base pct. .000 • Slugging pct. .000

2017 Tennessee Baseball
Individual Game-by-Game for Tennessee (as of Apr 26, 2017)

#15 Will Neely - 14 appearances (All games)

Date	Opponent	GS	IP	H	R	ER	BB	SO	2B	3B	HR	WP	BK	HBP	IBB	Score	W-L	Sv	ERA	NP
Feb 19	at Memphis	*	6.0	1	0	0	1	2	1	0	0	0	0	1	0	10-0	1-0	0	0.00	69
Feb 25	vs UC Irvine	*	2.1	6	5	5	1	0	2	0	1	0	0	3	0	10-9	1-0	0	5.40	62
Mar 05	NORFOLK STATE	*	5.1	4	4	3	2	4	0	0	1	0	0	1	0	5-4	1-0	0	5.27	74
Mar 11	CINCINNATI-2	*	1.0	0	0	0	0	0	0	0	0	0	0	0	0	6-2	1-0	0	4.91	10
Mar 19	SOUTH CAROLINA	*	4.0	6	5	3	0	2	1	0	1	0	0	0	0	2-10	1-1	0	5.30	61
Mar 26	at Mississippi State	*	1.1	2	1	1	0	2	1	1	0	1	0	0	0	4-7	1-1	0	5.40	17
Mar 28	TENNESSEE TECH	*	3.0	1	0	0	0	2	0	0	0	0	0	0	0	6-0	1-1	0	4.70	39
Apr 01	GEORGIA	*	1.1	2	3	3	1	0	1	0	0	1	0	0	0	5-7	1-1	0	5.55	19
Apr 04	MIDDLE TENNESSEE	*	1.2	1	0	0	1	1	1	0	0	0	0	0	0	4-7	1-1	0	5.19	20
Apr 09	at Florida	*	0.2	2	3	3	1	0	0	0	0	0	0	1	0	4-5	1-1	0	6.08	19
Apr 15	AUBURN	*	2.0	1	0	0	1	4	0	0	0	0	0	0	0	1-8	1-1	0	5.65	22
Apr 19	UNC ASHEVILLE	*	2.1	2	0	0	1	3	1	0	0	0	0	0	0	5-2	1-1	0	5.23	48
Apr 22	at Texas A&M	*	1.0	0	0	0	1	1	0	0	0	0	0	0	0	1-3	1-1	0	5.06	16
Apr 26	vs ETSU	*	7.0	4	1	1	1	5	0	0	0	0	0	0	0	8-1	2-1	0	4.38	93
Totals		6	39.0	32	22	19	11	26	8	1	3	2	0	6	0	71-65	2-1	0	4.38	-

#7 Jordan Rodgers - 37 games (All games)

Date	Opponent	Pos	AB	R	H	RBI	2B	3B	HR	BB	SB	CS	HBP	SAC	SF	GDP	K	PO	A	E	Avg
Feb 17	at Memphis	*3b	4	2	1	2	0	0	1	1	0	0	0	0	0	0	0	0	2	0	.250
Feb 18	at Memphis	*3b	4	0	1	0	0	0	0	0	0	0	0	0	0	0	0	1	2	0	.250
Feb 19	at Memphis	*3b	5	2	4	1	1	0	0	0	0	0	0	0	0	0	2	3	1	0	.462
Feb 22	at LMU	*3b	5	0	1	3	0	0	0	0	0	1	0	0	1	0	1	0	1	0	.389
Feb 24	vs Seton Hall	*3b	5	2	3	2	0	0	0	0	0	0	0	0	0	0	1	1	2	0	.435
Feb 24	at San Diego State	*3b	5	0	1	0	0	0	0	0	0	0	0	0	0	0	2	0	0	0	.393
Feb 25	vs UC Irvine	*3b	4	1	2	2	1	0	0	1	0	0	0	0	0	0	2	2	0	0	.406
Mar 03	NORFOLK STATE	*3b	4	2	2	3	0	0	2	0	0	0	1	0	0	0	0	1	0	0	.417
Mar 04	NORFOLK STATE	*3b	4	0	3	1	0	0	0	0	0	0	0	0	0	0	0	1	2	0	.450
Mar 10	CINCINNATI	*3b	4	0	1	0	0	0	0	0	0	0	0	0	0	0	0	1	3	0	.432
Mar 11	CINCINNATI-1	*3b	3	0	0	0	0	0	0	1	0	0	0	0	0	0	0	6	0	0	.404
Mar 11	CINCINNATI-2	*3b	4	0	1	0	0	0	0	0	1	0	0	0	0	0	0	2	0	0	.392
Mar 15	AUSTIN PEAY	*3b	5	3	3	1	0	0	0	1	0	0	0	0	0	0	0	2	0	0	.411
Mar 17	SOUTH CAROLINA	*3b	3	1	1	0	1	0	0	1	0	0	0	0	0	0	1	1	0	0	.407
Mar 18	SOUTH CAROLINA	*3b	4	1	1	0	0	0	0	1	0	0	0	0	0	0	1	1	0	0	.397
Mar 19	SOUTH CAROLINA	*3b	4	0	2	0	0	0	0	0	0	0	0	0	0	0	1	0	3	0	.403
Mar 22	MARSHALL	*3b	3	2	3	1	2	0	0	1	0	1	0	0	0	0	0	1	0	0	.429
Mar 24	at Mississippi State	*3b	5	0	1	0	0	0	0	0	0	0	0	0	0	0	1	3	4	0	.413
Mar 25	at Mississippi State	*3b	4	0	1	1	0	0	0	1	0	0	0	0	0	0	0	1	3	0	.405
Mar 26	at Mississippi State	*3b	3	1	2	0	0	0	0	1	1	0	0	0	0	0	0	2	0	0	.415
Mar 28	TENNESSEE TECH	*3b	4	1	1	2	0	0	1	0	0	0	0	0	0	0	1	0	1	0	.407
Mar 31	GEORGIA	*3b	4	1	2	0	0	0	0	0	1	0	0	0	0	0	0	3	2	0	.411
Apr 01	GEORGIA	*3b	4	2	1	1	1	0	0	1	0	0	0	0	0	0	1	0	4	0	.404
Apr 02	GEORGIA	*3b/ss	3	0	0	0	0	0	0	1	0	0	0	0	0	0	2	3	3	0	.392
Apr 04	MIDDLE TENNESSEE	*3b	4	0	0	0	0	0	0	0	1	0	1	0	0	0	2	1	2	0	.376
Apr 07	at Florida	*3b	5	2	2	0	0	1	0	0	1	0	0	0	0	0	2	1	3	0	.377
Apr 08	at Florida	*3b	5	0	1	0	0	0	0	0	0	0	0	0	0	0	2	0	4	0	.369
Apr 09	at Florida	*3b	4	1	1	0	0	0	0	1	0	0	0	0	0	0	0	2	3	0	.365
Apr 11	at ETSU	*ss	5	0	3	0	1	0	0	0	0	0	0	0	0	0	0	5	0	0	.375
Apr 13	AUBURN	*3b	4	1	1	0	1	0	0	0	0	0	0	0	0	0	2	0	0	0	.371
Apr 14	AUBURN	*3b	4	1	3	0	0	0	0	1	0	0	0	0	0	0	0	2	0	0	.383
Apr 15	AUBURN	*3b/ss	4	1	1	1	0	0	1	0	0	0	0	0	0	0	1	0	2	0	.379
Apr 19	UNC ASHEVILLE	*3b	4	1	1	0	0	0	0	1	0	0	0	0	0	0	0	1	2	0	.375
Apr 21	at Texas A&M	*3b	4	0	2	1	0	0	0	0	0	0	0	0	0	0	0	1	3	0	.379
Apr 22	at Texas A&M	*3b	4	0	1	0	0	0	0	0	0	0	0	0	0	0	0	2	1	0	.375
Apr 23	at Texas A&M	*3b	7	0	2	2	1	0	0	0	0	0	0	0	0	0	3	0	4	0	.371
Apr 26	vs ETSU	*3b	3	1	2	3	1	0	1	1	1	0	0	0	0	0	0	3	1	0	.377
Totals		37gs	154	29	58	27	10	1	6	15	6	2	2	0	1	0	23	29	85	2	.377

On base pct. .436 • Slugging pct. .571

2017 Tennessee Baseball
Individual Game-by-Game for Tennessee (as of Apr 26, 2017)

#31 Benito Santiago - 32 games (All games)

Date	Opponent	Pos	AB	R	H	RBI	2B	3B	HR	BB	SB	CS	HBP	SAC	SF	GDP	K	PO	A	E	Avg
Feb 17	at Memphis	*c	5	1	1	2	0	1	0	0	0	0	0	0	0	0	2	9	1	1	.200
Feb 18	at Memphis	*c	3	0	0	0	0	0	0	1	0	0	0	0	0	0	1	4	1	0	.125
Feb 19	at Memphis	*dh	3	1	1	2	0	0	0	1	0	0	0	0	0	1	0	0	0	0	.182
Feb 22	at LMU	*c	4	0	0	0	0	0	0	1	0	0	0	0	0	0	2	13	2	1	.133
Feb 24	vs Seton Hall	*dh	3	1	2	4	0	1	1	1	0	0	0	0	0	0	0	0	0	0	.222
Feb 24	at San Diego State	*c	5	1	1	2	1	0	0	0	0	0	0	0	0	0	1	12	0	0	.217
Feb 25	vs UC Irvine	*c	5	1	0	0	0	0	0	0	0	0	0	0	0	0	3	3	1	0	.179
Mar 03	NORFOLK STATE	*c	3	2	1	1	0	0	1	2	0	0	0	0	0	0	0	12	2	0	.194
Mar 04	NORFOLK STATE	*dh	4	0	0	0	0	0	0	0	0	0	0	0	0	0	1	0	0	0	.171
Mar 05	NORFOLK STATE	*c	5	1	2	0	1	0	0	0	0	0	0	0	0	0	2	5	0	0	.200
Mar 10	CINCINNATI	*c	3	1	1	1	0	0	1	1	0	0	0	0	0	0	2	13	1	0	.209
Mar 11	CINCINNATI-1	*dh	4	0	0	0	0	0	0	0	0	0	0	0	0	0	2	0	0	0	.191
Mar 11	CINCINNATI-2	*c	4	1	4	0	0	0	0	0	1	1	0	0	0	0	0	6	1	0	.255
Mar 15	AUSTIN PEAY	*dh	4	1	1	2	0	1	0	0	0	0	0	0	0	0	2	0	0	0	.255
Mar 17	SOUTH CAROLINA	*c	4	0	0	0	0	0	0	0	0	0	0	0	0	0	2	11	1	0	.237
Mar 18	SOUTH CAROLINA	*dh	5	0	0	0	0	0	0	0	0	0	0	0	0	0	2	0	0	0	.219
Mar 22	MARSHALL	*c	3	1	1	0	0	0	0	1	0	0	0	0	0	0	1	8	0	0	.224
Mar 24	at Mississippi State	*c	4	1	1	1	1	0	0	0	0	0	0	0	0	0	2	8	1	0	.225
Mar 25	at Mississippi State	*c	2	0	0	0	0	0	0	0	0	0	0	0	0	1	0	3	1	1	.219
Mar 26	at Mississippi State	*dh	3	0	0	0	0	0	0	0	0	0	0	0	0	0	1	0	0	0	.211
Mar 28	TENNESSEE TECH	*c	2	1	1	0	0	0	0	1	1	0	1	0	0	0	0	6	1	0	.218
Mar 31	GEORGIA	*c	4	0	1	1	1	0	0	0	0	0	0	0	0	0	1	9	0	0	.220
Apr 01	GEORGIA	*dh	4	0	2	0	0	0	0	1	2	0	0	0	0	0	2	0	0	0	.233
Apr 02	GEORGIA	*c	2	0	0	0	0	0	0	2	0	0	0	0	0	0	1	10	0	0	.227
Apr 04	MIDDLE TENNESSEE	*c	2	1	0	1	0	0	0	2	1	0	0	0	0	0	0	3	0	0	.222
Apr 07	at Florida	*c	5	1	1	1	0	0	0	0	0	0	0	0	0	0	4	5	1	0	.221
Apr 08	at Florida	*c	5	1	2	1	1	0	0	0	0	0	0	0	0	0	1	4	1	0	.230
Apr 09	at Florida	*c	5	1	2	0	0	0	0	0	0	0	0	0	0	0	1	4	1	0	.238
Apr 11	at ETSU	*c	3	0	1	0	0	0	0	0	0	0	0	0	0	0	2	4	1	0	.241
Apr 13	AUBURN	*c	4	0	1	1	0	0	0	0	0	0	0	0	0	0	2	7	0	0	.241
Apr 14	AUBURN	*c	3	1	2	0	1	0	0	1	0	0	0	1	0	1	0	14	3	0	.252
Apr 15	AUBURN	*c	3	0	0	0	0	0	0	0	0	0	0	0	0	0	1	9	0	0	.246
Totals		32gs	118	19	29	20	6	3	3	15	5	1	1	1	0	3	41	182	20	3	.246

On base pct. .336 • Slugging pct. .424

#30 Andrew Schultz - 3 games (All games)

Date	Opponent	Pos	AB	R	H	RBI	2B	3B	HR	BB	SB	CS	HBP	SAC	SF	GDP	K	PO	A	E	Avg
Mar 25	at Mississippi State	p	0	0	0	0	0	0	0	0	0	0	0	0	0	0	0	0	1	0	.000
Apr 19	UNC ASHEVILLE	p	0	0	0	0	0	0	0	0	0	0	0	0	0	0	0	0	1	0	.000
Apr 23	at Texas A&M	p	0	0	0	0	0	0	0	0	0	0	0	0	0	0	0	0	1	0	.000
Totals		0gs	0	0	0	0	0	0	0	0	0	0	0	0	0	0	0	0	3	0	.000

On base pct. .000 • Slugging pct. .000

#30 Andrew Schultz - 12 appearances (All games)

Date	Opponent	GS	IP	H	R	ER	BB	SO	2B	3B	HR	WP	BK	HBP	IBB	Score	W-L	Sv	ERA	NP
Feb 19	at Memphis		1.0	1	0	0	0	0	0	0	0	0	0	0	0	10-0	0-0	0	0.00	14
Mar 03	NORFOLK STATE		1.0	0	0	0	1	3	0	0	0	0	0	0	0	10-2	0-0	0	0.00	18
Mar 15	AUSTIN PEAY		1.0	0	0	0	0	0	0	0	0	0	0	0	0	18-4	0-0	0	0.00	10
Mar 19	SOUTH CAROLINA		1.1	2	0	0	0	2	1	0	0	0	0	2	0	2-10	0-0	0	0.00	32
Mar 25	at Mississippi State		1.0	2	1	1	1	2	0	0	0	1	0	0	0	4-14	0-0	0	1.69	28
Mar 28	TENNESSEE TECH		1.0	1	0	0	0	1	0	0	0	0	0	0	0	6-0	0-0	0	1.42	12
Mar 31	GEORGIA		1.0	0	3	2	2	3	0	0	0	0	0	0	0	6-5	0-0	0	3.68	29
Apr 04	MIDDLE TENNESSEE		1.1	0	0	0	1	1	0	0	0	0	0	0	0	4-7	0-0	0	3.12	20
Apr 08	at Florida		1.2	1	0	0	1	2	0	0	0	1	0	0	0	3-2	0-0	0	2.61	24
Apr 15	AUBURN		0.1	1	0	0	1	0	0	0	0	0	0	0	0	1-8	0-0	0	2.53	13
Apr 19	UNC ASHEVILLE		1.0	0	0	0	0	1	0	0	0	0	0	1	0	5-2	0-0	0	2.31	14
Apr 23	at Texas A&M		1.0	2	0	0	0	1	0	0	0	0	0	0	0	5-3	0-0	1	2.13	27
Totals		0	12.2	10	4	3	7	16	1	0	0	2	0	3	0	74-57	0-0	1	2.13	-

2017 Tennessee Baseball
Individual Game-by-Game for Tennessee (as of Apr 26, 2017)

#11 Kyle Serrano - 9 appearances (All games)

Date	Opponent	GS	IP	H	R	ER	BB	SO	2B	3B	HR	WP	BK	HBP	IBB	Score	W-L	Sv	ERA	NP
Mar 10	CINCINNATI		1.0	0	0	0	0	3	0	0	0	0	0	0	0	1-2	0-0	0	0.00	18
Mar 15	AUSTIN PEAY		1.0	2	0	0	0	1	0	0	0	0	0	0	0	18-4	0-0	0	0.00	21
Mar 22	MARSHALL		1.0	0	0	0	0	2	0	0	0	0	0	0	0	7-1	0-0	0	0.00	10
Mar 24	at Mississippi State		1.1	3	3	3	0	3	1	0	0	0	0	0	1	4-5	0-1	0	6.23	39
Mar 26	at Mississippi State		1.0	0	0	0	1	3	0	0	0	0	0	0	1	4-7	0-1	0	5.06	21
Mar 31	GEORGIA		0.1	0	0	0	1	0	0	0	0	0	0	0	0	6-5	0-1	0	4.76	9
Apr 02	GEORGIA		2.0	1	0	0	0	5	1	0	0	0	0	0	0	1-3	0-1	0	3.52	28
Apr 11	at ETSU	*	1.0	1	3	1	2	2	1	0	0	2	0	0	0	2-10	0-2	0	4.15	35
Apr 14	AUBURN		1.0	0	0	0	2	2	0	0	0	0	0	0	0	5-4	0-2	0	3.72	24
Totals		1	9.2	7	6	4	6	21	3	0	0	2	0	2	0	48-41	0-2	0	3.72	-

#32 Danny Sirven - 10 games (All games)

Date	Opponent	Pos	AB	R	H	RBI	2B	3B	HR	BB	SB	CS	HBP	SAC	SF	GDP	K	PO	A	E	Avg
Feb 19	at Memphis	ph	1	1	1	0	0	0	0	0	0	0	0	0	0	0	0	0	0	0	1.000
Feb 24	vs Seton Hall	ph	1	0	0	0	0	0	0	0	0	0	0	0	0	0	1	0	0	0	.500
Mar 11	CINCINNATI-1	ph	1	0	0	0	0	0	0	0	0	0	0	0	0	0	1	0	0	0	.333
Mar 15	AUSTIN PEAY	ph/dh	2	0	0	0	0	0	0	0	0	0	0	0	0	0	1	0	0	0	.200
Mar 19	SOUTH CAROLINA	ph	1	0	0	0	0	0	0	0	0	0	0	0	0	0	1	0	0	0	.167
Mar 25	at Mississippi State	c	2	0	0	0	0	0	0	0	0	0	0	0	0	0	1	5	0	0	.125
Apr 11	at ETSU	c	2	0	0	0	0	0	0	0	0	0	0	0	0	0	1	2	0	0	.100
Apr 19	UNC ASHEVILLE	c	1	0	0	0	0	0	0	0	0	0	0	0	0	0	0	5	0	0	.091
Apr 22	at Texas A&M	*c	3	0	0	0	0	0	0	0	0	0	0	0	0	0	2	3	0	0	.071
Apr 26	vs ETSU	*c	4	1	1	0	0	0	0	0	0	0	0	0	0	0	4	1	0	0	.111
Totals		2gs	18	2	2	0	0	0	0	0	0	0	0	0	0	0	8	19	1	0	.111

On base pct. .111 • Slugging pct. .111

#5 Reggie Southall - 28 games (All games)

Date	Opponent	Pos	AB	R	H	RBI	2B	3B	HR	BB	SB	CS	HBP	SAC	SF	GDP	K	PO	A	E	Avg
Feb 17	at Memphis	*ss	4	1	2	0	0	0	0	0	0	0	0	0	0	0	2	2	5	0	.500
Feb 18	at Memphis	*ss	3	0	1	0	0	0	0	0	0	0	0	0	0	0	1	0	3	0	.429
Feb 19	at Memphis	*ss	4	0	1	0	0	0	0	0	0	0	0	1	0	0	0	3	3	0	.364
Feb 22	at LMU	*ss	3	1	1	1	0	0	0	2	0	0	0	0	0	0	1	1	1	0	.357
Feb 24	vs Seton Hall	*ss	5	1	1	0	0	0	0	0	0	0	0	0	0	0	2	1	5	0	.316
Feb 24	at San Diego State	*ss	3	0	1	0	0	0	0	1	0	1	0	1	0	0	0	1	1	0	.318
Feb 25	vs UC Irvine	*ss	3	0	2	3	0	0	0	2	0	0	0	0	0	0	0	3	5	0	.360
Mar 03	NORFOLK STATE	*ss	3	0	1	0	0	0	0	0	0	0	0	0	0	0	0	2	3	1	.357
Mar 05	NORFOLK STATE	*ss	4	0	1	1	0	0	0	1	0	0	0	0	0	0	1	2	7	0	.344
Mar 10	CINCINNATI	*ss	3	0	0	0	0	0	0	0	0	0	0	0	0	0	0	2	0	0	.314
Mar 11	CINCINNATI-1	ss	0	0	0	0	0	0	0	1	0	0	0	0	0	0	0	1	0	0	.314
Mar 15	AUSTIN PEAY	*ss	2	0	0	0	0	0	0	0	0	0	0	0	0	0	0	2	0	0	.297
Mar 17	SOUTH CAROLINA	*ss	3	0	0	0	0	0	0	0	0	0	0	0	0	0	2	3	3	0	.275
Mar 25	at Mississippi State	ss	1	0	0	0	0	0	0	1	0	0	0	0	0	0	1	0	0	0	.268
Mar 28	TENNESSEE TECH	*ss	4	1	1	1	1	0	0	0	0	0	0	0	0	0	0	2	5	0	.267
Apr 01	GEORGIA	ss	0	0	0	0	0	0	0	0	0	0	0	0	0	0	0	0	0	0	.267
Apr 02	GEORGIA	*ss	2	0	0	0	0	0	0	0	0	0	0	0	0	0	2	1	0	1	.255
Apr 04	MIDDLE TENNESSEE	ss	0	0	0	0	0	0	0	0	0	0	0	0	0	0	0	0	0	0	.255
Apr 07	at Florida	*ss	3	1	2	1	1	0	0	1	0	0	0	1	0	0	0	0	3	0	.280
Apr 08	at Florida	*ss	3	1	0	0	0	0	0	1	0	0	0	0	0	0	1	4	3	1	.264
Apr 09	at Florida	*ss	2	0	0	0	0	0	0	0	0	0	0	0	0	0	1	1	1	1	.255
Apr 13	AUBURN	*ss	2	0	0	0	0	0	0	0	0	0	0	0	0	0	1	1	3	0	.246
Apr 14	AUBURN	ss	1	0	0	0	0	0	0	0	0	0	0	0	0	0	0	0	1	0	.241
Apr 15	AUBURN	*ss	2	0	0	0	0	0	0	0	0	0	0	0	0	0	0	2	3	0	.233
Apr 21	at Texas A&M	*ss	3	0	1	0	0	0	0	0	0	1	0	0	0	0	1	0	2	0	.238
Apr 22	at Texas A&M	*ss	1	0	0	0	0	0	0	0	0	0	0	1	0	0	0	0	0	0	.234
Apr 23	at Texas A&M	ss	3	0	0	0	0	0	0	0	0	0	0	0	0	0	2	4	1	0	.224
Apr 26	vs ETSU	*ss	3	1	1	1	0	0	0	0	0	0	0	1	0	0	0	2	3	0	.229
Totals		22gs	70	7	16	8	2	0	0	10	0	2	0	5	0	0	18	40	61	4	.229

On base pct. .325 • Slugging pct. .257

2017 Tennessee Baseball
Individual Game-by-Game for Tennessee (as of Apr 26, 2017)

#27 Garrett Stallings - 5 games (All games)

Date	Opponent	Pos	AB	R	H	RBI	2B	3B	HR	BB	SB	CS	HBP	SAC	SF	GDP	K	PO	A	E	Avg
Feb 17	at Memphis	p	0	0	0	0	0	0	0	0	0	0	0	0	0	0	0	1	0	0	.000
Mar 05	NORFOLK STATE	p	0	0	0	0	0	0	0	0	0	0	0	0	0	0	0	0	2	0	.000
Mar 11	CINCINNATI-1	p	0	0	0	0	0	0	0	0	0	0	0	0	0	0	0	0	1	0	.000
Mar 26	at Mississippi State	p	0	0	0	0	0	0	0	0	0	0	0	0	0	0	0	0	1	1	.000
Apr 22	at Texas A&M	*p	0	0	0	0	0	0	0	0	0	0	0	0	0	0	0	1	2	2	.000
Totals		1gs	0	0	0	0	0	0	0	0	0	0	0	0	0	0	0	2	6	3	.000

On base pct. .000 • Slugging pct. .000

#27 Garrett Stallings - 16 appearances (All games)

Date	Opponent	GS	IP	H	R	ER	BB	SO	2B	3B	HR	WP	BK	HBP	IBB	Score	W-L	Sv	ERA	NP
Feb 17	at Memphis		2.0	2	1	1	0	0	1	0	0	0	0	0	0	8-5	0-0	0	4.50	23
Feb 19	at Memphis		1.0	0	0	0	0	1	0	0	0	0	0	0	0	10-0	0-0	0	3.00	10
Feb 22	at LMU		2.0	0	0	0	0	4	0	0	0	0	0	0	0	8-4	0-0	0	1.80	22
Feb 25	vs UC Irvine		4.0	3	2	1	0	3	0	0	0	0	0	1	0	10-9	1-0	0	2.00	47
Mar 03	NORFOLK STATE		2.0	1	0	0	0	2	0	0	0	0	0	0	0	10-2	1-0	0	1.64	20
Mar 05	NORFOLK STATE		3.2	3	0	0	1	0	1	0	0	0	0	0	1	5-4	1-0	0	1.23	39
Mar 11	CINCINNATI-1		5.0	4	0	0	0	1	0	0	0	0	0	0	0	2-1	2-0	0	0.92	52
Mar 15	AUSTIN PEAY		0.2	0	0	0	0	1	0	0	0	0	0	0	0	18-4	2-0	0	0.89	9
Mar 17	SOUTH CAROLINA		1.0	4	3	3	0	2	0	0	2	0	0	0	0	1-7	2-0	0	2.11	29
Mar 19	SOUTH CAROLINA		0.2	5	4	4	1	1	1	0	0	0	0	0	0	2-10	2-0	0	3.68	29
Mar 24	at Mississippi State		1.1	2	0	0	0	2	0	0	0	0	0	0	0	4-5	2-0	0	3.47	19
Mar 26	at Mississippi State		1.2	0	0	0	1	2	0	0	0	0	0	0	0	4-7	2-0	0	3.24	21
Apr 01	GEORGIA	*	4.2	6	1	1	2	4	1	0	0	0	0	0	0	5-7	2-0	0	3.03	88
Apr 08	at Florida	*	6.1	10	2	2	2	0	0	1	0	0	1	1	0	3-2	2-0	0	3.00	90
Apr 14	AUBURN	*	3.2	5	3	2	0	3	2	0	0	1	0	0	0	5-4	2-0	0	3.18	59
Apr 22	at Texas A&M	*	7.0	4	3	2	2	2	1	0	0	0	0	1	0	1-3	2-1	0	3.09	100
Totals		4	46.2	49	19	16	9	28	7	1	2	1	1	3	1	96-74	2-1	0	3.09	-

#26 Dom Thornton - 32 games (All games)

Date	Opponent	Pos	AB	R	H	RBI	2B	3B	HR	BB	SB	CS	HBP	SAC	SF	GDP	K	PO	A	E	Avg
Feb 19	at Memphis	*of	4	1	2	2	1	0	0	0	0	1	1	0	0	0	1	1	0	0	.500
Feb 22	at LMU	*of	4	2	1	0	0	0	0	1	0	0	0	0	0	0	1	0	0	0	.375
Feb 24	vs Seton Hall	*of	3	1	2	1	1	0	0	0	0	0	0	0	0	0	1	0	0	0	.455
Feb 24	at San Diego State	*of	4	1	2	1	0	0	0	1	1	0	0	0	0	0	2	0	0	0	.467
Feb 25	vs UC Irvine	*of	4	1	1	1	1	0	0	0	0	0	0	0	1	0	2	0	0	0	.421
Mar 03	NORFOLK STATE	*of	2	0	0	0	0	0	0	1	0	0	0	0	0	0	1	0	0	0	.381
Mar 04	NORFOLK STATE	*of	3	1	1	0	0	0	0	0	1	0	0	0	0	0	3	0	0	0	.375
Mar 05	NORFOLK STATE	*of	3	1	1	1	0	0	0	0	0	0	0	0	1	0	2	0	0	0	.370
Mar 10	CINCINNATI	*of	3	0	0	0	0	0	0	0	0	0	0	0	0	0	1	1	0	0	.333
Mar 11	CINCINNATI-2	*of	2	0	0	0	0	0	0	1	0	0	0	0	0	0	2	0	0	0	.312
Mar 15	AUSTIN PEAY	*of	1	2	0	0	0	0	0	2	0	0	1	0	0	0	2	0	0	0	.303
Mar 17	SOUTH CAROLINA	*of	3	0	0	0	0	0	0	0	0	0	0	0	0	0	3	0	0	0	.278
Mar 18	SOUTH CAROLINA	*of	3	0	0	0	0	0	0	0	0	0	0	0	0	0	3	0	0	0	.256
Mar 22	MARSHALL	*of	3	0	2	3	1	0	0	1	0	1	0	0	0	1	0	0	0	0	.286
Mar 24	at Mississippi State	*of	3	1	2	2	0	0	1	1	1	1	0	0	0	1	0	0	0	0	.311
Mar 25	at Mississippi State	*of	2	0	0	0	0	0	0	0	0	0	0	0	0	0	1	2	0	0	.298
Mar 26	at Mississippi State	*of	4	1	1	1	0	0	1	0	0	0	0	0	0	0	2	0	0	0	.294
Mar 28	TENNESSEE TECH	*of	4	1	1	2	0	0	1	0	0	0	0	0	0	0	1	0	0	0	.291
Mar 31	GEORGIA	*of	4	0	1	1	0	0	0	0	0	0	0	0	0	0	2	1	0	0	.288
Apr 01	GEORGIA	*of	3	0	0	0	0	0	0	1	0	0	0	0	0	1	0	3	0	0	.274
Apr 02	GEORGIA	*of	4	1	2	1	0	0	1	0	0	0	0	0	0	0	1	0	1	0	.288
Apr 04	MIDDLE TENNESSEE	*of	5	0	0	0	0	0	0	0	0	0	0	0	0	0	1	2	0	0	.268
Apr 07	at Florida	*of	3	0	1	0	0	0	0	0	0	0	1	0	0	0	2	2	0	0	.270
Apr 08	at Florida	*of	4	0	0	0	0	0	0	0	0	0	0	0	0	0	1	1	1	0	.256
Apr 09	at Florida	*of	4	0	1	1	0	0	0	0	0	0	0	0	0	0	2	0	0	0	.256
Apr 11	at ETSU	*of	4	1	2	0	1	0	0	0	0	0	0	0	0	0	2	0	0	0	.267
Apr 13	AUBURN	*of	4	0	0	0	0	0	0	0	0	0	0	0	0	1	1	1	0	0	.256
Apr 14	AUBURN	*of	2	1	1	0	0	0	0	0	0	0	1	0	0	0	1	1	0	0	.261
Apr 15	AUBURN	*of	3	0	0	0	0	0	0	1	0	0	0	0	0	1	0	3	0	0	.253
Apr 19	UNC ASHEVILLE	*of	3	1	0	0	0	0	0	1	0	0	0	0	0	0	1	1	0	0	.245
Apr 21	at Texas A&M	*of	3	0	0	0	0	0	0	1	0	0	0	0	0	0	1	0	1	0	.238
Apr 23	at Texas A&M	*dh	5	0	1	0	0	0	0	0	0	0	0	0	0	0	2	0	0	0	.236
Totals		32gs	106	17	25	17	5	0	4	12	3	3	4	0	1	6	18	46	3	0	.236

On base pct. .333 • Slugging pct. .396

2017 Tennessee Baseball
Individual Game-by-Game for Tennessee (as of Apr 26, 2017)

#29 Daniel Vasquez - 5 games (All games)

Date	Opponent	Pos	AB	R	H	RBI	2B	3B	HR	BB	SB	CS	HBP	SAC	SF	GDP	K	PO	A	E	Avg
Mar 10	CINCINNATI	p	0	0	0	0	0	0	0	0	0	0	0	0	0	0	0	1	0	0	.000
Mar 15	AUSTIN PEAY	p	0	0	0	0	0	0	0	0	0	0	0	0	0	0	0	0	1	0	.000
Mar 17	SOUTH CAROLINA	p	0	0	0	0	0	0	0	0	0	0	0	0	0	0	0	0	1	0	.000
Mar 22	MARSHALL	*p	0	0	0	0	0	0	0	0	0	0	0	0	0	0	0	0	1	1	.000
Mar 25	at Mississippi State	p	0	0	0	0	0	0	0	0	0	0	0	0	0	0	0	0	1	0	.000
Totals		1gs	0	0	0	0	0	0	0	0	0	0	0	0	0	0	0	1	4	1	.000

On base pct. .000 • Slugging pct. .000

#29 Daniel Vasquez - 12 appearances (All games)

Date	Opponent	GS	IP	H	R	ER	BB	SO	2B	3B	HR	WP	BK	HBP	IBB	Score	W-L	Sv	ERA	NP
Feb 17	at Memphis		1.1	3	1	1	1	1	0	0	0	1	0	0	0	8-5	0-0	0	6.75	33
Feb 22	at LMU		1.0	2	0	0	0	1	0	0	0	0	0	0	0	8-4	1-0	0	3.86	22
Feb 24	at San Diego State		2.1	3	1	0	2	4	0	0	0	0	0	0	0	8-4	1-0	0	1.93	54
Mar 10	CINCINNATI		2.0	2	0	0	0	4	0	0	0	0	0	0	0	1-2	1-0	0	1.35	49
Mar 15	AUSTIN PEAY		2.0	0	0	0	0	3	0	0	0	0	0	0	0	18-4	2-0	0	1.04	21
Mar 17	SOUTH CAROLINA		1.2	5	2	2	1	2	2	0	0	0	0	0	0	1-7	2-0	0	2.61	38
Mar 22	MARSHALL	*	3.0	3	1	1	0	4	1	0	0	0	0	0	0	7-1	2-0	0	2.70	46
Mar 25	at Mississippi State		1.0	6	5	5	0	0	1	1	0	0	0	0	0	4-14	2-0	0	5.65	30
Apr 01	GEORGIA		0.0	1	1	1	0	0	0	0	0	0	0	0	0	5-7	2-1	0	6.28	3
Apr 04	MIDDLE TENNESSEE		0.1	1	1	1	1	0	0	0	0	0	0	0	0	4-7	2-1	0	6.75	12
Apr 19	UNC ASHEVILLE		1.0	0	0	0	1	2	0	0	0	0	0	0	0	5-2	2-1	0	6.32	25
Apr 26	vs ETSU		1.0	1	0	0	0	0	0	0	0	0	0	0	0	8-1	2-1	0	5.94	17
Totals		1	16.2	27	12	11	6	21	4	1	0	1	0	0	0	77-58	2-1	0	5.94	-

#22 Matt Waldren - 26 games (All games)

Date	Opponent	Pos	AB	R	H	RBI	2B	3B	HR	BB	SB	CS	HBP	SAC	SF	GDP	K	PO	A	E	Avg
Feb 17	at Memphis	of	1	0	0	0	0	0	0	0	0	0	0	0	0	0	1	0	0	0	.000
Feb 18	at Memphis	of	0	0	0	0	0	0	0	0	0	0	0	0	0	0	0	0	0	0	.000
Feb 19	at Memphis	of	0	0	0	0	0	0	0	0	0	0	0	0	0	0	0	1	0	0	.000
Feb 24	vs Seton Hall	of	1	0	0	0	0	0	0	0	0	0	0	0	0	0	0	0	0	0	.000
Feb 25	vs UC Irvine	of	1	0	0	0	0	0	0	0	0	0	0	0	0	0	0	0	0	0	.000
Mar 03	NORFOLK STATE	of	1	1	1	1	0	0	0	0	0	0	0	0	0	0	0	0	0	0	.250
Mar 04	NORFOLK STATE	of	1	0	1	0	1	0	0	0	0	0	0	0	0	0	0	0	0	0	.400
Mar 05	NORFOLK STATE	pr/of	0	0	0	0	0	0	0	0	0	0	0	0	0	0	0	0	0	0	.400
Mar 11	CINCINNATI-1	ph/of	2	0	0	0	0	0	0	0	0	0	0	0	0	0	0	0	0	0	.286
Mar 11	CINCINNATI-2	ph/of	1	0	0	0	0	0	0	0	0	0	0	0	0	0	0	0	0	0	.250
Mar 15	AUSTIN PEAY	ph/of	1	0	1	2	0	0	0	1	0	0	0	0	0	0	0	0	0	0	.333
Mar 18	SOUTH CAROLINA	ph/of	2	1	1	1	0	0	1	0	0	0	0	0	0	0	0	0	0	0	.364
Mar 19	SOUTH CAROLINA	of	1	0	0	0	0	0	0	0	0	0	0	0	0	0	0	0	0	0	.333
Mar 22	MARSHALL	of	0	0	0	0	0	0	0	0	0	0	0	0	0	0	0	0	0	0	.333
Mar 25	at Mississippi State	*of/of	5	0	0	0	0	0	0	0	0	0	0	0	0	0	2	1	0	0	.235
Mar 28	TENNESSEE TECH	of	0	0	0	0	0	0	0	0	0	0	0	0	0	0	0	0	0	0	.235
Mar 31	GEORGIA	of	0	0	0	0	0	0	0	0	0	0	0	0	0	0	0	3	0	0	.235
Apr 04	MIDDLE TENNESSEE	ph/of	0	0	0	0	0	0	0	0	0	0	1	0	0	0	0	0	0	0	.235
Apr 07	at Florida	of/of	0	0	0	0	0	0	0	0	0	0	0	0	0	0	0	0	0	0	.235
Apr 08	at Florida	of	0	0	0	0	0	0	0	0	0	0	0	0	0	0	0	1	0	0	.235
Apr 14	AUBURN	ph/of	0	0	0	1	0	0	0	0	0	0	0	0	1	0	0	0	0	0	.235
Apr 19	UNC ASHEVILLE	*of	2	1	0	1	0	0	0	0	0	0	0	1	1	0	0	3	0	0	.211
Apr 21	at Texas A&M	*of/of	3	0	0	0	0	0	0	0	0	0	0	0	0	0	2	1	0	0	.182
Apr 22	at Texas A&M	*of	2	0	1	1	1	0	0	0	0	0	0	1	0	0	0	1	0	0	.208
Apr 23	at Texas A&M	*of	4	2	1	0	0	0	0	1	0	0	1	0	0	0	2	4	0	0	.214
Apr 26	vs ETSU	*of	3	1	0	0	0	0	0	1	0	0	0	0	0	0	0	0	0	0	.194
Totals		6gs	31	6	6	7	2	0	1	3	0	0	2	3	2	0	7	15	0	0	.194

On base pct. .289 • Slugging pct. .355

2017 Tennessee Baseball
Individual Game-by-Game for Tennessee (as of Apr 26, 2017)

#23 Zach Warren - 6 games (All games)

Date	Opponent	Pos	AB	R	H	RBI	2B	3B	HR	BB	SB	CS	HBP	SAC	SF	GDP	K	PO	A	E	Avg
Feb 24	at San Diego State	*p	0	0	0	0	0	0	0	0	0	0	0	0	0	0	0	0	0	1	.000
Mar 04	NORFOLK STATE	*p	0	0	0	0	0	0	0	0	0	0	0	0	0	0	0	0	1	0	.000
Mar 11	CINCINNATI-2	*p	0	0	0	0	0	0	0	0	0	0	0	0	0	0	0	2	2	0	.000
Mar 18	SOUTH CAROLINA	*p	0	0	0	0	0	0	0	0	0	0	0	0	0	0	0	0	1	0	.000
Mar 26	at Mississippi State	*p	0	0	0	0	0	0	0	0	0	0	0	0	0	0	0	0	0	1	.000
Apr 23	at Texas A&M	*p	0	0	0	0	0	0	0	0	0	0	0	0	0	0	0	1	2	1	.000
Totals		6gs	0	0	0	0	0	0	0	0	0	0	0	0	0	0	0	3	6	3	.000

On base pct. .000 • Slugging pct. .000

#23 Zach Warren - 12 appearances (All games)

Date	Opponent	GS	IP	H	R	ER	BB	SO	2B	3B	HR	WP	BK	HBP	IBB	Score	W-L	Sv	ERA	NP
Feb 18	at Memphis	*	4.0	4	2	2	2	1	1	0	0	2	0	1	0	1-4	0-1	0	4.50	68
Feb 24	at San Diego State	*	3.1	3	3	3	3	3	0	0	0	0	0	0	0	8-4	0-1	0	6.14	61
Mar 04	NORFOLK STATE	*	5.0	3	2	0	1	4	0	0	0	1	0	1	0	5-2	1-1	0	3.65	85
Mar 11	CINCINNATI-2	*	6.0	4	2	2	2	6	2	0	0	2	0	0	0	6-2	2-1	0	3.44	87
Mar 18	SOUTH CAROLINA	*	5.1	3	3	3	3	2	0	0	2	1	0	0	0	4-6	2-1	0	3.80	73
Mar 26	at Mississippi State	*	4.0	11	6	6	1	1	0	1	1	1	0	0	0	4-7	2-2	0	5.20	81
Mar 31	GEORGIA		0.1	0	0	0	0	0	0	0	0	0	0	0	0	6-5	2-2	1	5.14	1
Apr 01	GEORGIA		1.1	2	2	2	2	2	0	0	0	3	0	0	0	5-7	2-2	1	5.52	28
Apr 04	MIDDLE TENNESSEE	*	1.1	5	6	4	2	0	0	1	0	0	0	0	0	4-7	2-3	1	6.46	47
Apr 09	at Florida		2.2	1	0	0	2	0	0	0	0	0	0	0	0	4-5	2-3	1	5.94	43
Apr 15	AUBURN	*	4.2	5	4	3	2	5	1	0	1	1	0	0	0	1-8	2-4	1	5.92	82
Apr 23	at Texas A&M	*	6.0	7	3	1	4	4	0	0	0	1	0	0	0	5-3	2-4	1	5.32	103
Totals		9	44.0	48	33	26	24	28	4	2	4	12	0	2	0	53-60	2-4	1	5.32	-

#16 Jacob Westphal - 6 appearances (All games)

Date	Opponent	GS	IP	H	R	ER	BB	SO	2B	3B	HR	WP	BK	HBP	IBB	Score	W-L	Sv	ERA	NP
Mar 15	AUSTIN PEAY		0.1	0	0	0	0	1	0	0	0	0	0	0	0	18-4	0-0	0	0.00	4
Mar 19	SOUTH CAROLINA		1.0	0	0	0	0	0	0	0	0	0	0	0	0	2-10	0-0	0	0.00	9
Mar 25	at Mississippi State		0.2	0	0	0	1	1	0	0	0	1	0	0	0	4-14	0-0	0	0.00	15
Apr 01	GEORGIA		0.2	1	0	0	1	1	1	0	0	1	0	1	1	5-7	0-0	0	0.00	21
Apr 11	at ETSU		1.0	0	0	0	0	1	0	0	0	0	0	0	0	2-10	0-0	0	0.00	16
Apr 15	AUBURN		0.0	1	1	1	1	0	0	0	0	0	0	1	0	1-8	0-0	0	2.45	8
Totals		0	3.2	2	1	1	3	4	1	0	0	2	0	2	1	32-53	0-0	0	2.45	-


2017 TENNESSEE BASEBALL RADIO/TELEVISION SPOTTING CHART




1
Brodie Leftridge
Jr. • OF




2
Alex Sosnowski
Fr. • INF



4
Jay Charleston
R-Sr. • INF




5
Reggie Southall
Sr. • INF




6
Jeff Moberg
R-Sr. • INF




7
Jordan Rodgers
Sr. • INF



8
Brandon China
Fr. • INF




9
Justin Ammons
Fr. • OF



12
Hunter Martin
Sr. • RHP



13
Andre Lipcius
Fr. • INF



14
Pete Derkay
Fr. • C



15
Will Neely
So. • RHP



16
Jacob Westphal
R-So. • RHP



17
Connor Darling
Fr. • RHP



19
Max Bartlett
Sr. • INF



21
Cal Gobbell
Fr. • OF



22
Matt Waldren
Sr. • OF



23
Zach Warren
Jr. • LHP



24
Alex Harper-Cook
So. • LHP



25
Zach Linginfelter
Fr. • RHP




26
Dom Thornton
Jr. • OF



27
Garrett Stallings
Fr. • RHP



28
Jon Lipinski
Sr. • RHP



29
Daniel Vasquez
So. • RHP



30
Andrew Schultz
Fr. • RHP




31
Benito Santiago
Jr. • C



32
Danny Sirven
R-So. • C



34
Quint Robinson
R-Jr. • RHP




35
Nico Mascia
R-Fr. • C



36
Will Heflin
Fr. • LHP




37
Richard Jackson
R-So. • RHP




40
Luc Lipcius
Fr. • OF/LHP



41
Eric Freeman
R-Jr. • RHP



46
Redmond Walsh
Fr. • LHP



38
Ben Shelton
Bullpen Catcher



18
Dave Serrano
Head Coach




10
Larry Simcox
Assistant Coach




33
Aric Thomas
Assistant Coach



45
Chase Sain
Volunteer Ast. Coach



20
Taylor Smart
Student Ast. Coach



43
Steven Gruver
Student Ast. Coach