



# VANDERBILT FOOTBALL

## GAME NOTES

Kyle Parkinson (kyle.parkinson@vanderbilt.edu) | Larry Leathers (larry.leathers@vanderbilt.edu)

GAME 2



### ALABAMA A&M at VANDERBILT

Saturday, Sept. 9, 2017 ★ 3 p.m. ★ Nashville, Tenn. ★ Vanderbilt Stadium

#### BULLDOGS

Overall: 0-1

SWAC: 0-0

#### Head Coach:

James Spady (4th season)

Record at AAMU: 11-24 (.314)

Career record: 11-24 (.314)

#### COMMODORES

Overall: 1-0

SEC: 0-0

#### Head Coach:

Derek Mason (4th season)

Record at VU: 14-24 (.368)

Career record: 14-24 (.368)



### QUICK COMPARISON

#### AAMU

7.0

9

45.0

138.0

183.0

7.1%

259.0

165.0

424.0

38.8%

#### PPG

#### 1st DOWNS

#### RUSH

#### PASS

#### OFFENSE

#### 3rd DOWNS

#### OPP. RUSH

#### OPP. PASS

#### OPP. OFFENSE

#### OPP. 3rd DOWNS

#### VU

28.0

15

71.0

296.0

367.0

50%

49.0

166.0

215.0

0.0%



### OPENING KICK

★ Vanderbilt's home opener in the second game of the season marks the first time the team opened on the road then played their second game at Vanderbilt Stadium since 2002.

★ The Commodores are looking for their first 2-0 start under head coach Derek Mason and first since 2011.

★ Five Commodores made their first career starts last week at Middle Tennessee, including Joejuan Williams, Charles Wright, Dallas Rivers, Jared Southers and Devin Cochran, who also saw his first career action.

★ RB Ralph Webb is Vanderbilt's all-time leading rusher with 3,391 yards and ranks 19th all-time in SEC history. He's set to make his 39th straight start.

★ Vanderbilt's five sacks in last Saturday's win at Middle Tennessee were the most for VU since a victory at Florida in 2013.

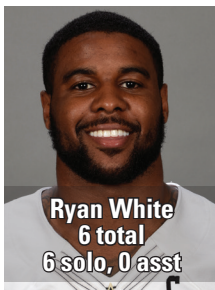
★ The Dores are looking for their fourth straight win at Vanderbilt Stadium dating back to last year.

### A Vanderbilt victory would...

- ★ Make VU 2-0 for the first time since 2011
- ★ Give the Dores their first home-opening win since 2011 (Elon)
- ★ Give Vanderbilt 596 wins in school history
- ★ Be Coach Mason's 15th victory at VU

### VANDERBILT STAT LEADERS

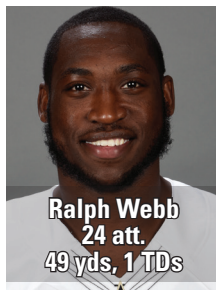
#### TACKLES



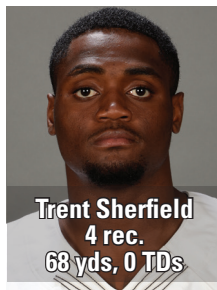
#### PASSING



#### RUSHING



#### RECEIVING



### SEC NETWORK - ALTERNATE

PBP: Mark Neely

Analyst: Jay Walker

Sideline: Desmond Purnell

### VANDERBILT IMG NETWORK

Flagship: WLAC 1510-AM/98.3 FM

Voice of the Commodores: Joe Fisher

Analyst: Norman Jordan

Sideline: Mitch Light

Sirius: 127 | XM: 207



@Middle TN

Sept. 2  
Win  
28-6

Ala. A&M

Sept. 9  
3 p.m.  
SECN-Alt

Kansas St.

Sept. 16  
6:30 p.m.  
ESPN

Alabama

Sept. 23  
TBA

@Florida

Sept. 30  
TBA

Georgia

Oct. 7  
TBA

@Ole Miss

Oct. 14  
TBA

@S. Carolina

Oct. 28  
TBA

WKU

Nov. 4  
TBA

Kentucky

Nov. 11  
TBA

Missouri

Nov. 18  
TBA

@Tennessee

Nov. 25  
TBA



# VANDERBILT FOOTBALL MEDIA SERVICES



## SUNDAY

OFF

DAY

## MONDAY MORNING PRACTICE

NO MEDIA  
AVAILABILITY

## TUESDAY PRESS CONFERENCE

COACH MASON  
12:15 p.m.  
STUDENT-ATHLETES  
12:35 p.m.

## WEDNESDAY SEC COACHES TELECONFERENCE

COACH MASON  
10:30-10:40 a.m.

## THURSDAY MORNING PRACTICE

COACH LUDWIG  
STUDENT-ATHLETES  
9:45 a.m.

## FRIDAY MORNING PRACTICE

NO MEDIA  
AVAILABILITY

## SATURDAY

ALABAMA  
A&M  
3 p.m.  
SECN-ALT

### VANDERBILT POST-GAME INTERVIEWS

Coach Mason's post-game press conferences are held after he addresses the team. Only properly credentialed media will be allowed into the Vanderbilt press conference room at Vanderbilt Stadium and away games.

Mason's remarks will be held in the team's press conference area. The press conference area at Vanderbilt Stadium is located in the south end zone tunnel near the team's locker room.

The Vanderbilt locker room is closed. Up to six student-athletes will be made available for post-game interviews. These interviews will be conducted in the same press conference room as Coach Mason's remarks. The players are available at the conclusion of Mason's conference.

### GAME WEEK INTERVIEW POLICY

All interview requests for Coach Mason and Vanderbilt student-athletes **MUST** go through Kyle Parkinson or Larry Leathers prior to the interview. Offensive coordinator Andy Ludwig will be available to media members at the conclusion of practice on Thursday morning. Student-athletes and other assistant coaches will also be available to media after Thursday practices.

Practice sessions are closed to the media.

### COACH MASON'S RADIO SHOW WEDNESDAY

The Vanderbilt Coaches Show with Coach Mason, a weekly feature of Nashville flagships NewsRadio 1510 WLAC, is scheduled on Wednesdays. The show starts at 7 p.m. with Coach Mason and the Voice of the Commodores Joe Fisher.

### CREDENTIALS

Media seeking credentials should visit [sportssystem.com/vanderbilt](http://sportssystem.com/vanderbilt). Media will call is located at Gate 1 of Vanderbilt Stadium.

### WEEKLY PRESS CONFERENCE ON TUESDAYS

Coach Mason will participate in a press conference for local media on Tuesday, Dec. 20 at 11:45 a.m. It is held in the team's post-game press conference room in the south end zone of Vanderbilt Stadium.

Interviews with selected student-athletes will follow Mason's remarks. The press event is available on SEC Network+ and archived at [vucommidores.com](http://vucommidores.com).

### SEC COACHES TELECONFERENCE: WEDNESDAY 10:30 A.M.

Coach Mason is available each Wednesday morning to media outlets as part of the Southeastern Conference Coaches' Teleconference. Mason's 10-minute segment starts at 10:30 a.m. CT. To participate, call the SEC Office at (205) 458-3010.

### COACH'S SHOW ON FACEBOOK

New in 2017, The Coach's Show with Derek Mason will be available on Facebook each Friday afternoon of game weeks.

The new show will feature interviews and stories with Coach Mason, assistant coaches and student-athletes while being hosted by the Voice of the Commodores Joe Fisher.

### ON THE INTERNET

Vanderbilt's website - [vucommidores.com](http://vucommidores.com) - hosts stories from former Sports Illustrated writer Zac Ellis along with stats, notes and videos.

### GAME DAY AT VANDERBILT STADIUM

The press box at Vanderbilt Stadium opens 2.5 hours before kickoff unless otherwise noted. The press box will close approximately three hours after the conclusion of the game.

Game notes and depth charts for both teams will be available in the press box and online at [vucommidores.com/FootballGameNotes](http://vucommidores.com/FootballGameNotes).

Wireless internet is available in the press box along with live stats via [statbroadcast.com](http://statbroadcast.com).



@vucommidores



/vucommidores



vandyathletics



/vanderbiltathletics

## VANDERBILT ATHLETIC COMMUNICATIONS

OFFICE: 615.322.4121

VUCOMMIDORES.COM

### Kyle Parkinson (Football)

Asst. AD/Communications  
Office: 615.343.0020  
kyle.parkinson@vanderbilt.edu

### Jess Poole (WBB/XC)

Asst. Director of Communications  
Office: 615.343.5823  
jessica.poole@vanderbilt.edu

### Jay Kafer (Track & Field/M. Tennis)

Communications Assistant  
Office: 615.343.4121  
jay.kafer@vanderbilt.edu

### Larry Leathers (Football/W. Golf)

Asst. Director of Communications  
Cell: 615.480.8226  
larry.leathers@vanderbilt.edu

### Catherine Hilley (Social Media/W. Tennis)

Social Media Coordinator  
Office: 615.343.0019  
catherine.hilley@vanderbilt.edu

### Matt Paras (Soccer/Lacrosse)

Communications Assistant  
Office: 615.343.4121  
matt.paras@vanderbilt.edu

### Andy Boggs (MBB/M. Golf)

Asst. Director of Communications  
Office: 615.343.1847  
andy.boggs@vanderbilt.edu

### Zac Ellis (vucommidores.com)

Writer/Digital Media Editor  
Office: 615.322.1012  
zac.ellis@vanderbilt.edu

### Robynn Candish

Administrative Assistant  
Office: 615.322.4121  
robynn.candish@vanderbilt.edu



VANDERBILT VS. ALABAMA A&M BREAKDOWN



| CATEGORY          | VANDERBILT | ALABAMA A&M | CATEGORY                | VANDERBILT | ALABAMA A&M |
|-------------------|------------|-------------|-------------------------|------------|-------------|
| Overall           | 1-0        | 0-1         | Kick Returns: #-Yards   | 0-0        | 2-110       |
| SEC/SWAC          | 0-0        | 0-0         | Punt Returns: #-Yards   | 0-0        | 3-16        |
| Streak            | W1         | L1          | INT Returns: #-Yards    | 1-28 ( )   | 0-0         |
| Scoring           | 28         | 7           | Kick Return Average     | 0.0 ( )    | 55.0        |
| Points per Game   | 28.0 ( )   | 7.0         | Punt Return Average     | 0.0 ( )    | 5.3         |
| First Downs       | 15 ( )     | 9           | INT Return Average      | 28.0       | 0.0         |
| Rushing           | 5          | 2           | Fumbles-Lost            | 1-0        | 0-0         |
| Passing           | 10         | 5           | Fumbles Recovered       | 0-0        | 1-1         |
| Penalty           | 0          | 2           | Penalties-Yards         | 6-69       | 6-44        |
| Rushing Yards     | 71         | 45          | Average per Game        | 69.0 ( )   | 44.0        |
| Yards Gained      | 85         | 86          | Punts-Yards             | 7-293      | 12-480      |
| Yards Lost        | 14         | 41          | Average per Punt        | 41.9       | 40.0        |
| Attempts          | 35         | 33          | Net Punt Average        | 33.3 ( )   | 37.2        |
| Average per Rush  | 2.0        | 1.4         | Time of Possession/Game | 36:33 ( )  | 29:44       |
| Average per Game  | 71.0 ( )   | 45.0        | 3rd Down Conversions    | 8-16       | 1-14        |
| TDs               | 1          | 0           | 3rd Down Pct.           | 50.0% ( )  | 7.1%        |
| Passing Yards     | 296        | 183         | 4th Down Conversions    | 0/0        | 0-1         |
| Comp-Att-INT      | 20-28-0    | 13-29-1     | 4th Down Pct.           | 0.0% ( )   | 0.0%        |
| Average per Pass  | 10.6       | 4.8         | Sacks By-Yards          | 5-45 ( )   | 3-14        |
| Average per Catch | 14.8       | 10.6        | Sacks Allowed-Yards     | 1-6 ( )    | 3-23        |
| Average per Game  | 296.0 ( )  | 138.0       | Touchdowns Scored       | 4          | 1           |
| TDs Passing       | 2          | 1           | Field Goals-Attempts    | 0-1        | 0-0         |
| Total Offense     | 367        | 183         | Redzone Scores          | 2-3 ( )    | 0-0         |
| Total Plays       | 63         | 62          | Redzone Touchdowns      | 2-3        | 0-0         |
| Average per Play  | 5.8        | 3.0         |                         |            |             |
| Average per Game  | 367.0 ( )  | 183.0       |                         |            |             |

(SEC rank in parentheses)

**The Alabama A&M Series**

All-Time vs. Alabama A&M: 0-0

First meeting: Sept. 9, 2017

Last meeting:

In Nashville:

In Huntsville:

Streak:

Last 10 meetings (0-0)

Saturday is the first-ever meeting

**Last time vs. Alabama A&M**

First-ever meeting between the two schools.

**SCORING SUMMARY**

1st:

2nd:

3rd:

4th:

**RUSHING:**

**PASSING:**

**RECEIVING:**

| TEAM | 1 | 2 | 3 | 4 | FINAL | RECORD |
|------|---|---|---|---|-------|--------|
| AAMU |   |   |   |   |       |        |
| VU   |   |   |   |   |       |        |

| STATISTICS                 | AAMU | VU |
|----------------------------|------|----|
| FIRST DOWNS                | -    | -  |
| RUSHES-YARDS (NET)         | -    | -  |
| PASSING YDS (NET)          | -    | -  |
| PASSES ATT-COMP-INT        | -    | -  |
| TOTAL OFFENSE PLAYS-YARDS  | -    | -  |
| KICKOFF RETURNS-YARDS      | -    | -  |
| INTERCEPTION RETURNS-YARDS | -    | -  |
| PUNTS (NUMBER-AVG)         | -    | -  |
| FUMBLES-LOST               | -    | -  |
| PENALTIES-YARDS            | -    | -  |
| POSSESSION TIME            | -    | -  |
| THIRD-DOWN CONVERSIONS     | -    | -  |
| FOURTH-DOWN CONVERSIONS    | -    | -  |
| RED-ZONE SCORES-CHANCES    | -    | -  |
| SACKS BY: NUMBER-YARDS     | -    | -  |

**Did You Know?**

Alabama A&M is located in Huntsville, Ala., also known as Rocket City due to the US Space & Rocket Center being located there.

The Commodores begin the team's 128th season on campus in Nashville on Saturday.



## VANDERBILT (IN)DEPTH CHART: OFFENSE

|           |  |  |   |   |   |                                      |
|-----------|--|--|---|---|---|--------------------------------------|
| <b>WR</b> |  | <b>10 Trent Sherfield // 6-1, 205, Sr.</b><br>Team-high 86 career receptions in 2016... Set school record with 240 yards receiving vs. Austin Peay 9/19/15... Expected to graduate in May with degree in medicine, health and society.                       | 2016<br>2016<br>2015<br>2014<br><b>Totals</b> | REC<br>4<br>34<br>51<br>1<br><b>90</b>                                | YDS<br>69<br>472<br>659<br>9<br><b>1208</b>     | TD<br>0<br>1<br>3<br>0<br><b>4</b>   |
|           |  | <b>9 Caleb Scott // 6-2, 202, Sr.</b><br>Played in all 13 games, starting three in 2016... Son of former Commodore and NFL player Chuck Scott (1981-84)... Set to graduate in May with degree in medicine, health and society.                               | 2017<br>2016<br>2015<br>2014<br><b>Totals</b> | REC<br>0<br>24<br>24<br>6<br><b>54</b>                                | YDS<br>0<br>466<br>339<br>78<br><b>891</b>      | TD<br>0<br>0<br>2<br>0<br><b>2</b>   |
| <b>TE</b> |  | <b>83 Nathan Marcus // 6-5, 242, R-Sr.</b><br>Started 12 of 13 games as a junior in 2016, catching a career-best 11 passes... Caught game-winning pass in win at WKU in 2016... Graduating with a degree in communication studies in December.               | 2017<br>2016<br>2015<br>2014<br><b>Totals</b> | REC<br>2<br>11<br>4<br>6<br><b>23</b>                                 | YDS<br>6<br>73<br>34<br>56<br><b>169</b>        | TD<br>0<br>1<br>0<br>2<br><b>3</b>   |
|           |  | <b>80 Jared Pinkney // 6-4, 255, R-So.</b><br>Started six games and led all VU TEs with 22 catches and 274 yards... Posted multiple catches in seven games... Majoring in communication studies.   | 2017<br>2016<br><b>Totals</b>                 | REC<br>3<br>22<br><b>25</b>   | YDS<br>33<br>274<br><b>307</b>                  | TD<br>0<br>2<br><b>2</b>             |
| <b>LT</b> |  | <b>58 Justin Skule // 6-6, 315, Jr.</b><br>Freshman campaign ended with an injury after earning way into starting lineup, starting two games and playing in seven... Dad, Josh, played on offensive line at Navy.  | 2017<br>2016<br>2015<br><b>Totals</b>         | GP<br>1<br>13<br>7<br><b>21</b>                                       | GS<br>1<br>13<br>2<br><b>16</b>                 |                                      |
|           |  | <b>74 Cole Clemens // 6-6, 305, Fr.</b><br>Three-year starter for powerful Bingham HS in South Jordan, Utah... Won 14 straight games and state title at 5A level... All-State OL... Lettered in baseball and track in HS.                                    | 2017<br><b>Totals</b>                         | GP<br>0<br><b>0</b>   | GS<br>0<br><b>0</b>                             |                                      |
| <b>LG</b> |  | <b>57 Ean Pfeifer // 6-4, 300, R-So.</b><br>Started nine games and played in two more as a freshman in 2016... Took over starting spot on OL early in season... Majoring in economics... Studied abroad in London in May 2017.                               | 2017<br>2016<br>2015<br><b>Totals</b>         | GP<br>1<br>11<br>0<br><b>12</b>                                       | GS<br>1<br>9<br>0<br><b>10</b>                  |                                      |
|           |  | <b>56 Saige Young // 6-4, 315, So.</b><br>Transfer from Dodge City CC after playing at Woodford County HS in Kentucky... Started on OL for Dodge City, earning honorable mention All-Conference.   | 2017<br><b>Totals</b>                         | GP<br>0<br><b>0</b>   | GS<br>0<br><b>0</b>                             |                                      |
| <b>C</b>  |  | <b>61 Bruno Reagan (ray-gan) // 6-3, 310, R-Jr.</b><br>Played in all 13 games in 2016, on the field for nearly 90% of team's snaps... Won wrestling Tennessee state title as a junior in HS finishing 57-0, also nationally ranked in judo.                  | 2017<br>2016<br>2015<br>2014<br><b>Totals</b> | GP<br>1<br>13<br>12<br>12<br><b>38</b>                                | GS<br>1<br>13<br>10<br>0<br><b>24</b>           |                                      |
|           |  | <b>53 Sean McMoore // 6-4, 305, R-Fr.</b><br>Redshirted in 2016... First Hawaiian to suit up for Vanderbilt... One of six Polynesian players on roster... Three-year starter on offensive line for Kapolei HS in Kapolei, Hawaii.                            | 2016<br>2015<br><b>Totals</b>                 | GP<br>0<br>1<br><b>1</b>  | GS<br>0<br>0<br><b>0</b>                        |                                      |
| <b>RG</b> |  | <b>71 Jared Southers // 6-4, 310, R-So.</b><br>First career start at MT... Played in the final 10 games of 2016... Played for Seton Hall Prep in New Jersey... Also lettered in wrestling in HS... Working towards a degree in economics.                    | 2017<br>2016<br><b>Totals</b>                 | GP<br>1<br>10<br><b>11</b>  | GS<br>1<br>0<br><b>1</b>                        |                                      |
|           |  | <b>76 Egidio (eh-jid-ee-o) DellaRipa (del-la rip-pa) // 6-4, 300, R-Jr.</b><br>Played in one game in 2016, seeing action against Tennessee State... Working towards a degree in economics.   | 2017<br>2016<br><b>Totals</b>                 | GP<br>1<br>1<br><b>2</b>  | GS<br>0<br>0<br><b>0</b>                        |                                      |
| <b>RT</b> |  | <b>77 Devin Cochran // 6-7, 315, R-Fr.</b><br>Saw his first career action with a start at MT... First team All-State OT for Greater Atlanta Christian as a senior, helping team to 12-2 record senior season... Also competed in track & field as a thrower. | 2017<br><b>Totals</b>                         | GP<br>1<br><b>1</b>   | GS<br>1<br><b>1</b>                             |                                      |
|           |  | <b>75 Bailey Granier (graun-yay) // 6-6, 316, R-Jr.</b><br>Played in nine games, mostly at guard in 2016... Dad is a commercial fisherman... Working towards a degree in special education.  | 2017<br>2016<br>2015<br><b>Totals</b>         | GP<br>1<br>9<br>0<br><b>10</b>  | GS<br>0<br>0<br>0<br><b>0</b>                   |                                      |
| <b>QB</b> |  | <b>14 Kyle Shurmur // 6-4, 227, Jr.</b><br>Matched career-high with three TDs at MT... Set sophomore VU record with 2409 passing yards in 2016... Son of Minnesota Vikings OC Pat Shurmur... Majoring in economics.  | 2017<br>2016<br>2015<br>2014<br><b>Totals</b> | C-A-I<br>20-28-0<br>204-375-10<br>44-103-3<br>64<br><b>268-506-13</b> | YDS<br>296<br>2409<br>503<br>1<br><b>3208</b>   | TD<br>3<br>9<br>5<br>0<br><b>17</b>  |
|           |  | <b>2 Deuce Wallace // 6-2, 210, R-Fr.</b><br>Redshirted during his first season at Vanderbilt... Two-year starter at Sevier County HS passing for 3,505 yards and 37 TDs as a senior... Also lettered in basketball and baseball.                            | 2017<br><b>Totals</b>                         | C-A-I<br>0-0-0<br><b>0-0-0</b>  | YDS<br>0<br><b>0</b>                            | TD<br>0<br><b>0</b>                  |
| <b>RB</b> |  | <b>7 Ralph Webb // 5-10, 202, Sr.</b><br>Became Vanderbilt's all-time leading rusher in 2016... Ran for 211 yards vs. MT, 3rd-most in VU history... Expected to graduate in December with degree in sociology.   | 2017<br>2016<br>2015<br>2014<br><b>Totals</b> | ATT<br>24<br>250<br>277<br>212<br><b>763</b>                          | YDS<br>49<br>1283<br>1152<br>907<br><b>3391</b> | TD<br>1<br>13<br>5<br>4<br><b>23</b> |
|           |  | <b>23 Khari (car-EE) Blasingame // 6-1, 235, R-Jr.</b><br>Saw action as a RB in all 13 games in 2016 after moving from LB... His 10 TDs ranked second on the team... Majoring in medicine, health and society.   | 2017<br>2016<br><b>Totals</b>                 | ATT<br>8<br>97<br><b>105</b>  | YDS<br>31<br>449<br><b>480</b>                  | TD<br>0<br>10<br><b>10</b>           |
| <b>FB</b> |  | <b>28 Dallas Rivers // 6-1, 225, Sr.</b><br>Played in all 13 games in 2016 running for 92 yards on 20 carries... Involved in Young Life organization and works as counselor at local youth camps... Graduating in May with a degree in economics.            | 2017<br>2016<br>2015<br>2014<br><b>Totals</b> | ATT<br>0<br>20<br>60<br>64<br><b>141</b>                              | YDS<br>0<br>92<br>163<br>218<br><b>493</b>      | TD<br>0<br>1<br>1<br>2<br><b>4</b>   |
|           |  | <b>39 Bailey McElwain // 6-0, 238, So.</b><br>Caught six passes for 35 yards and two scores as a true freshman in 13 games in 2016... Three-year letterwinner at Hewitt-Trussville HS in Trussville, Ala.  | 2017<br>2016<br><b>Totals</b>                 | ATT<br>0<br>1<br><b>1</b>   | YDS<br>0<br>0<br><b>0</b>                       | TD<br>0<br>0<br><b>0</b>             |
| <b>WR</b> |  | <b>19 C.J. Duncan // 5-11, 203, R-Sr.</b><br>Led VU WRs with 44 receptions in 2016... Played in all 13 games in 2016 as WR and punt returner... Graduating in December with degree in political science.   | 2017<br>2016<br>2015<br>2014<br><b>Totals</b> | REC<br>3<br>44<br>--DNP--<br>28<br><b>75</b>                          | YDS<br>19<br>494<br>0<br>441<br><b>954</b>      | TD<br>0<br>0<br>4<br><b>4</b>        |
|           |  | <b>16 Kalija (kuh-lie-JUH) Lipscomb // 6-1, 200, So.</b><br>Caught a career-best two TDs at MT, first Dore since Jordan Matthews with two TD catches in one game... Played in 12 games at WR and punt returner.  | 2017<br>2016<br><b>Totals</b>                 | REC<br>2<br>27<br><b>29</b>   | YDS<br>41<br>319<br><b>360</b>                  | TD<br>2<br>2<br><b>4</b>             |



## VANDERBILT (IN)DEPTH CHART: DEFENSE

|            |  |  |   |  |   |  |
|------------|--|--|---|--|---|--|
| <b>DL</b>  |  | <b>49 Jonathan Wynn // 6-4, 265, R-Sr.</b><br>Played in 12 games and started 10 during 2016, making career-best 28 tackles... Studied abroad in Switzerland in May 2016... Attended same HS as teammate Dallas Rivers.   | 2017<br>2016<br>2015<br>2014<br><b>Totals</b> | U-A-T<br>1-0-2<br>20-8-28<br>8-13-21<br>5-8-13<br><b>34-29-63</b>      | TFL<br>0-0-0<br>2-0-2<br>3-0-13<br>1-5-10<br><b>6-5-25</b>  | SACK<br>0-0-0<br>1-0-1<br>1-0-7<br>1-0-8<br><b>3-0-16</b>  |
|            |  | <b>57 Josiah Sa'o (sah-O) // 6-2, 295, R-Fr.</b><br>Redshirted in 2016 in 2016... Two-way starter on OL and DL his final two years at Kearney HS in San Diego... One of six Polynesians on team.   | 2017<br><b>Totals</b>                         | U-A-T<br>0-0-0<br><b>0-0-0</b>   | TFL<br>0-0-0<br><b>0-0-0</b>                                | SACK<br>0-0-0<br><b>0-0-0</b>                              |
| <b>DL</b>  |  | <b>77 Nifae (nee-FY) Lealao (lay-ah-louw) // 6-5, 315, Sr.</b><br>Started 11 of the Dore's 13 games in 2016 setting career-bests in tackles and sacks... One of six players on football roster of Polynesian decent... Working towards degree in sociology.              | 2017<br>2016<br>2015<br>2014<br><b>Totals</b> | U-A-T<br>0-0-0<br>15-7-22<br>9-9-18<br>2-5-7<br><b>26-21-47</b>        | TFL<br>0-0-0<br>4-0-7<br>1-0-2<br>0-0-0<br><b>5-0-12</b>    | SACK<br>0-0-0<br>2-5-3<br>0-0-0<br>0-0-0<br><b>2-5-3</b>   |
|            |  | <b>74 Jay Woods // 6-3, 285, Sr.</b><br>Played in all 13 games in 2016 after making quick recovery from leg injury during spring ball... Working towards degree in medicine, health and society.   | 2017<br>2016<br>2015<br>2014<br><b>Totals</b> | U-A-T<br>2-0-2<br>2-4-6<br>12-12-24<br>12-19-31<br><b>28-35-63</b>     | TFL<br>0-0-0<br>0-5-4<br>2-0-6<br>1-5-8<br><b>4-0-18</b>    | SACK<br>0-0-0<br>0-5-4<br>1-0-5<br>0-0-0<br><b>1-5-9</b>   |
| <b>DL</b>  |  | <b>34 Dare (dar-AY) Odeyingbo (o-dang-BO) // 6-2, 272, Jr.</b><br>Career-best two sacks at MT... Played in all 13 games 2016... Parents, Gary and Betty, are natives of Nigeria... Younger brother Dayo is freshman on team... Majoring in medicine, health and society. | 2017<br>2016<br>2015<br><b>Totals</b>         | U-A-T<br>3-0-3<br>10-11-21<br>0-2-2<br><b>13-13-26</b>                 | TFL<br>3-0-13<br>4-0-12<br>0-5-1<br><b>7-5-26</b>           | SACK<br>2-0-12<br>1-0-7<br>0-0-0<br><b>3-0-19</b>          |
|            |  | <b>90 Cameron Tidd // 6-3, 290, R-Fr.</b><br>Redshirted in 2016... Four-year starter for Center Grove HS in Greenwood, Ind. helping team to 14-0 record and state title as senior.   | 2017<br><b>Totals</b>                         | U-A-T<br>0-0-0<br><b>0-0-0</b>   | TFL<br>0-0-0<br><b>0-0-0</b>                                | SACK<br>0-0-0<br><b>0-0-0</b>                              |
| <b>OLB</b> |  | <b>11 Charles Wright // 6-3, 240, R-Jr.</b><br>First Dore with three sacks in a game since 2012... Played in 12 games during 2016 season making 13 tackles, including 3.5 for loss... Majoring in human & organizational development.                                    | 2017<br>2016<br>2015<br><b>Totals</b>         | U-A-T<br>4-0-4<br>9-4-13<br>1-2-3<br><b>14-6-20</b>                    | TFL<br>3-0-33<br>3-5-14<br>1-5-5<br><b>8-0-52</b>           | SACK<br>3-0-33<br>0-0-0<br>1-0-4<br><b>4-0-37</b>          |
|            |  | <b>48 Andre Mintze (mence) // 6-3, 235, R-Fr.</b><br>Missed his freshman campaign with an injury... Helped Imhotep Institute HS in Philadelphia to 15-0 state title as a senior... Recorded 14 sacks as a senior.  | 2017<br><b>Totals</b>                         | U-A-T<br>0-0-0<br><b>0-0-0</b>   | TFL<br>0-0-0<br><b>0-0-0</b>                                | SACK<br>0-0-0<br><b>0-0-0</b>                              |
| <b>ILB</b> |  | <b>4 Emmanuel Smith // 6-2, 235, Sr.</b><br>Made a career-high six tackles at MT... Played in nine games during his junior season at LB and S... Majoring in environmental sociology... Studied abroad in Brazil in 2016... Brother, Josh is OLB.                        | 2017<br>2016<br>2015<br>2014<br><b>Totals</b> | U-A-T<br>6-0-6<br>4-2-6<br>1-9-10<br>1-2-3<br><b>12-13-25</b>          | TFL<br>0-0-0<br>0-0-0<br>0-0-0<br>0-0-0<br><b>0-0-0</b>     | SACK<br>0-0-0<br>0-0-0<br>0-0-0<br>0-0-0<br><b>0-0-0</b>   |
|            |  | <b>40 Jordan Griffin // 6-1, 223, Jr.</b><br>Played in all 13 games in 2016 making a career-best 21 stops... Finished high school career with 428 tackles, second-most at Armwood HS in Tampa, Fla.  | 2017<br>2016<br>2015<br><b>Totals</b>         | U-A-T<br>1-0-1<br>12-9-21<br>6-3-9<br><b>19-12-31</b>                  | TFL<br>1-0-1<br>1-5-3<br>0-0-0<br><b>2-5-4</b>              | SACK<br>0-0-0<br>0-0-0<br>0-0-0<br><b>0-0-0</b>            |
| <b>ILB</b> |  | <b>20 Oren Burks // 6-3, 230, R-Sr.</b><br>Moved to ILB late in 2016 season, making 59 tackles for second straight year... Studied abroad in 2017 in Australia... Graduating in December with degree in human and organizational development.                            | 2017<br>2016<br>2015<br>2014<br><b>Totals</b> | U-A-T<br>4-0-4<br>40-19-59<br>35-24-59<br>16-21-37<br><b>95-64-159</b> | TFL<br>0-0-0<br>6-5-22<br>2-0-5<br>0-0-0<br><b>8-5-27</b>   | SACK<br>0-0-0<br>3-5-17<br>0-0-0<br>0-0-0<br><b>3-5-17</b> |
|            |  | <b>33 Jay Hockaday // 6-3, 230, R-Fr.</b><br>Missed the 2016 season with an injury... Played in eight games as a true freshman in 2015 making two tackles... Won state title as a senior with Christ Presbyterian Academy in Nashville.                                  | 2017<br>2016<br>2015<br><b>Totals</b>         | U-A-T<br>0-0-0<br>--DNP--<br>1-1-2<br><b>1-1-2</b>                     | TFL<br>0-0-0<br>0-0-0<br>0-0-0<br><b>0-0-0</b>              | SACK<br>0-0-0<br>0-0-0<br>0-0-0<br><b>0-0-0</b>            |
| <b>OLB</b> |  | <b>25 Josh Smith // 6-3, 240, Jr.</b><br>Played in nine games as a sophomore, including start vs. Tennessee... Younger brother of teammate, Emmanuel Smith... Dad, Demetrius, played football at Middle Tennessee.   | 2017<br>2016<br>2015<br><b>Totals</b>         | U-A-T<br>0-0-0<br>2-1-3<br>1-6-7<br><b>3-7-10</b>                      | TFL<br>0-0-0<br>0-5-3<br>0-5-1<br><b>1-0-4</b>              | SACK<br>0-0-0<br>0-5-3<br>0-0-0<br><b>0-5-3</b>            |
|            |  | <b>9 Caleb Peart (peert) // 6-1, 235, R-So.</b><br>Played in 11 games as a freshman in 2016 making five tackles... Major in medicine, health and society.  | 2017<br>2016<br><b>Totals</b>                 | U-A-T<br>0-0-0<br>3-2-5<br><b>3-2-5</b>                                | TFL<br>0-0-0<br>0-0-0<br><b>0-0-0</b>                       | SACK<br>0-0-0<br>0-0-0<br><b>0-0-0</b>                     |
| <b>CB</b>  |  | <b>31 Tre Herndon // 6-1, 188, Sr.</b><br>Started 25 straight games entering 2017 after starting all 13 in 2016... Real name is Willie Herndon III... Majoring in sociology.   | 2017<br>2016<br>2015<br>2014<br><b>Totals</b> | U-A-T<br>3-1-4<br>30-11-41<br>35-12-47<br>7-2-9<br><b>75-26-101</b>    | TFL<br>0-0-0<br>1-6-3<br>0-0-0<br>0-0-0<br><b>1-5-9</b>     | INT<br>0-0-0<br>2-4<br>0-0<br>0-0<br><b>2-4</b>            |
|            |  | <b>30 Bryce Lewis // 6-0, 185, R-Jr.</b><br>Picked off his first career pass at MT... Saw action in all 13 games during the 2016 season, making a career-best 10 tackles... Working on a degree in economics.  | 2017<br>2016<br>2015<br><b>Totals</b>         | U-A-T<br>3-1-4<br>7-3-10<br>0-1-1<br><b>7-4-11</b>                     | TFL<br>0-0-0<br>0-0-0<br>0-0-0<br><b>0-0-0</b>              | INT<br>1-28<br>0-0<br>0-0<br><b>1-28</b>                   |
| <b>SS</b>  |  | <b>14 Ryan White // 5-10, 190, R-Sr.</b><br>Named a team captain for the third straight year... Started 12 games in 2016, making 75 tackles... Graduated in May 2017 with a degree in communication studies, enrolled in Peabody College.                                | 2017<br>2016<br>2015<br>2014<br><b>Totals</b> | U-A-T<br>6-0-6<br>49-26-75<br>18-8-26<br>19-15-34<br><b>92-49-141</b>  | TFL<br>2-0-4<br>3-5-6<br>3-0-10<br>3-5-14<br><b>12-0-34</b> | INT<br>0-0<br>1-0<br>0-0<br>0-0<br><b>1-0</b>              |
|            |  | <b>6 Zaire Jones // 6-0, 200, R-Fr.</b><br>Redshirted during 2016 season... Three-year starter at Meridian HS in Meridian, Miss. making 92 tackles as a senior.  | 2017<br><b>Totals</b>                         | U-A-T<br>0-0-0<br><b>0-0-0</b>   | TFL<br>0-0-0<br><b>0-0-0</b>                                | INT<br>0-0<br><b>0-0</b>                                   |
| <b>FS</b>  |  | <b>2 Arnold Tarpley // 6-1, 203, Sr.</b><br>Played in all 12 games, starting the final seven... Started seven games in 2015, playing in all 12 making at least three tackles in 10 of the 12 games... Arnold Lee Tarpley III.  | 2017<br>2016<br>2015<br>2014<br><b>Totals</b> | U-A-T<br>1-1-2<br>29-11-40<br>24-12-36<br>14-4-18<br><b>69-25-96</b>   | TFL<br>0-0-0<br>3-0-14<br>5-0-7<br>2-0-13<br><b>10-0-54</b> | INT<br>0-0<br>0-0<br>0-0<br>0-0<br><b>0-0</b>              |
|            |  | <b>or 5 LaDarius Wiley // 6-1, 210, R-Jr.</b><br>Started seven games and played in all 13 in 2016 making 75 stops... Has five brothers... Working on degree in medicine, health and society.   | 2017<br>2016<br>2015<br><b>Totals</b>         | U-A-T<br>4-1-5<br>49-26-75<br>5-3-8<br><b>58-30-88</b>                 | TFL<br>0-0-0<br>2-5-16<br>1-0-1<br><b>3-5-17</b>            | INT<br>0-0<br>0-0<br>0-0<br><b>0-0</b>                     |
| <b>CB</b>  |  | <b>8 Joejuan Williams // 6-3, 208, So.</b><br>Made his first career start at MT... Played in all 13 games as a true freshman, one of six freshman to play in 2016... Working towards degree in economics.  | 2017<br>2016<br><b>Totals</b>                 | U-A-T<br>0-0-0<br>14-5-19<br><b>14-5-19</b>                            | TFL<br>0-0-0<br>1-5-5<br><b>1-5-5</b>                       | INT<br>0-0<br>0-0<br><b>0-0</b>                            |
|            |  | <b>21 Donovan Sheffield // 6-0, 190, Jr.</b><br>Saw action in all 13 games as a sophomore making seven tackles... Dad, Robert Sheffield, played CB for Vanderbilt 1993-96... Majoring in human and organizational development.   | 2017<br>2016<br>2015<br><b>Totals</b>         | U-A-T<br>1-0-1<br>4-3-7<br>4-1-5<br><b>9-4-13</b>                      | TFL<br>0-0-0<br>0-5-0<br>2-0-9<br><b>2-0-9</b>              | INT<br>0-0<br>0-0<br>0-0<br><b>0-0</b>                     |



## COMMODORES IN SEC &amp; NATIONAL RANKINGS

| Category                     | TEAM  |     |          |
|------------------------------|-------|-----|----------|
|                              | Stat  | SEC | National |
| Total Offense                | 367.0 | 10  | 83       |
| Rushing Offense              | 71.0  | 12  | T111     |
| Passing Offense              | 296.0 | 3   | 34       |
| Team Passing Efficiency      | 195.6 | 3   | 15       |
| Scoring Offense              | 28.0  | 3   | T78      |
| Total Defense                | 215.0 | 5   | T20      |
| Rushing Defense              | 49.0  | 4   | 14       |
| Passing Yards Allowed        | 166.0 | 7   | 42       |
| Team Pass Defense Efficiency | 107.2 | 6   | 47       |
| Scoring Defense              | 6.0   | 3   | T12      |
| Turnover Margin              | +1    | 5   | 28       |
| 3rd Down Conversions         | 50%   | 4   | T32      |
| Opp. 3rd Down Conv.          | 0%    | T1  | T1       |
| Red Zone Offense             | 66.7% | 12  | T101     |
| Red Zone Defense             | 0.0%  | 1   | T1       |
| Net Punting                  | 33.3  | 14  | 109      |
| Punt Return Avg.             | -     | -   | -        |
| Kickoff Returns              | -     | -   | -        |
| 1st Downs/Game               | 15.0  | 10  | T102     |
| Opp. 1st Down/Game           | 14.0  | 6   | 33       |
| Fewest Penalty Yards/Game    | 69.0  | 13  | 91       |
| Time of Possession           | 36:33 |     | T13      |
| Sacks By/Game                | 5.0   | 1   | T8       |
| Sacks Against/Game           | 1.0   | 4   | T29      |
| Kickoff Coverage             | 0.0   | T1  | T1       |

## INDIVIDUAL

| Category/Player                  | Stat  | SEC | National |
|----------------------------------|-------|-----|----------|
| All Purpose/Gm./Ralph Webb       | 153.0 | 9   | 55       |
| Completion Percentage/K. Shurmur | 71.4  | 4   | 24       |
| Completions/Game/Kyle Shurmur    | 20.0  | 3   | 37       |
| Forced Fumbles/Dare Odeyingbo    | 1     | 2   | 5        |
| Passing Yards/Game/K. Shurmur    | 296.0 | 3   | 26       |
| Receiving TDs/Kalija Lipscomb    | 2     | 1   | 2        |
| Receiving Yards/Ralph Webb       | 104   | 5   | 50       |
| Sacks/Charles Wright             | 3.0   | 1   | 1        |
| Sacks/Dare Odeyingbo             | 2.0   | 2   | 3        |
| Tackles for Loss/Charles Wright  | 3.0   | 2   | 8        |
| Tackles for Loss/Dare Odeyingbo  | 3.0   | 2   | 8        |
| Interceptions/Bryce Lewis        | 1     | 1   | 9        |
| Total Touchdowns/Kalija Lipscomb | 2     | 4   | 18       |
| Total Touchdowns/Ralph Webb      | 2     | 4   | 18       |

## GETTING HOME

Vanderbilt's pass rush got home in a big way in the season-opener at Middle Tennessee last weekend.

The squad recorded the most sacks in the Mason era, recording five sacks thanks to three from Charles Wright and two more from Dare Odeyingbo.

The five sacks were the most by a Vanderbilt defense since the Dores' upset win at Florida in 2013 when Kyle Woestmann (1.0), Caleb Azubike (2.0), Walker May (1.0) and Javon Marshall (1.0) all recorded sacks. Marshall serves on the current Dores' coaching staff as a quality control for the defense.

The Commodores had 15 sacks all of last season.

Vandy also recorded five more tackles for loss for a total of 10 tackles for loss in the win over the Blue Raiders last weekend, the most tackles for loss since 2014 against Tennessee.



WRIGHT



ODEYINGBO

## BEEN A WHILE

Charles Wright's three sacks last weekend had not been accomplished by a Commodore since 2012.

Former Commodore Chase Garnham was the last Vanderbilt player to post three sacks in a game, doing it in the Dores' win over Auburn at Vanderbilt Stadium.

## THE OLD GUYS

Head coach Derek Mason has talked about having a veteran-laden group since the summer, and the Commodores backed it up in the season-opener at Middle Tennessee by starting 17 upperclassmen.

In total, seniors took 11 of the 22 starting positions in the win against the Blue Raiders with six juniors earning starting assignments. Just five underclassmen picked up starting nods on opening night with four sophomores joining redshirt OL Devin Cochran.

On defense, seven senior Dores were on the first for the first play of the 2017 season with Nifae Lealao, Jonathan Wynn, Tre Herndon, Ryan White, Arnold Tarpley, Emmanuel Smith and Oren Burks starting the game.

On offense, Trent Sherfield, Dallas Rivers, Ralph Webb and Nathan Marcus all added to the senior total.

The 2016 season marked the first time in Mason's tenure the club had a majority of upperclassmen earning the starting positions with 70.3% of the starts in the team's 13 games going to seniors and juniors with juniors leading the way with 48.3% of the starts.

## 2017 NEED-TO-KNOW INFO

| Opponent      | Captains                      | Coin Toss | KO/Receive | 1st Poss. | Opp. 1st Poss. | Game Length | Jersey | Pants | Helmet | Result |
|---------------|-------------------------------|-----------|------------|-----------|----------------|-------------|--------|-------|--------|--------|
| @Middle Tenn. | Burks/Herndon/Sherfield/White | Lost      | Rec.       | TD        | INT            | 3:09        | White  | White | White  | W 28-6 |
| Alabama A&M   |                               |           |            |           |                |             |        |       |        |        |
| Kansas State  |                               |           |            |           |                |             |        |       |        |        |
| Alabama       |                               |           |            |           |                |             |        |       |        |        |
| @Florida      |                               |           |            |           |                |             |        |       |        |        |
| Georgia       |                               |           |            |           |                |             |        |       |        |        |
| @Ole Miss     |                               |           |            |           |                |             |        |       |        |        |
| @S. Carolina  |                               |           |            |           |                |             |        |       |        |        |
| Western Ky.   |                               |           |            |           |                |             |        |       |        |        |
| Kentucky      |                               |           |            |           |                |             |        |       |        |        |
| Missouri      |                               |           |            |           |                |             |        |       |        |        |
| @Tennessee    |                               |           |            |           |                |             |        |       |        |        |

Ranking is indicative of AP poll ranking when game was played



## THE INCREDIBLE MR. WEBB

With numerous Commodore records in his hip pocket, senior running back Ralph Webb can become one of the leading rushers in Southeastern Conference history.

The three-year starter from Gainesville, Fla. enters Week 2 with 3,391 rushing yards, No. 1 all-time among Commodore backs.



Webb will also start the season No. 20 all-time among SEC backs. He is less than 500 rushing yards from joining the SEC all-time Top Ten.

If Webb duplicates a sensational 2016 campaign, he could move to No. 2 on the league's all-time charts behind Georgia's legendary Herschel Walker.

In 2016, Webb broke the Commodore single-season record en route to setting the new school career mark. He rushed for 1,283 yards, surpassing Zac Stacy's previous record of 1,193 yards in 2011. He also added 13 rushing touchdowns and posted seven games of 100+ rushing yards.

The 2016 All-SEC performer has been remarkably consistent and durable as a Commodore. Since entering the lineup in 2014, Webb has set freshman, sophomore and junior rushing records. He also has 144 more carries than any other Commodore back, and enters the 2017 opener riding a 38-game consecutive start streak.

### Webb's Vanderbilt records

- ★ Career rushing yards: 3,342
- ★ Career rush attempts: 739
- ★ Single-season rushing yards: 1,283
- ★ Single-season rush attempts: 277 (2016)
- ★ Rushing yards by a junior: 1,283
- ★ Rushing yards by a sophomore: 1,152
- ★ Rushing yards by a freshman: 907
- ★ Most 100+ rushing games in a season: 7 (2016)
- ★ Most 100+ rushing games in a career: 13

Webb would like to break one more career record held by Stacy. He is eight rushing touchdowns shy of breaking Stacy's mark for rushing touchdowns.

Webb eclipsed Stacy's career mark in a 111-yard rushing performance against NC State in the Camping World Independence Bowl Dec. 26.

Webb's top games from the 2016 season came in three Commodore victories: a 211-yard, 2-TD effort at Middle Tennessee, a 123-yard, 3-TD game vs. Ole Miss, and a 114-yard, 2-TD effort vs. Tennessee.

In 2016, Webb also became just the second Commodore to top 1,000 rushing yards in back-to-back seasons. He joined Stacy, who accomplished the feat in 2011-12.

### SEC ALL-TIME RUSHERS

| Name                        | Yards        | Years        |
|-----------------------------|--------------|--------------|
| 1. Herschel Walker, UGA     | 5,259        | 1980-82      |
| 2. Darren McFadden, ARK     | 4,590        | 2005-07      |
| 3. Kevin Faulk, LSU         | 4,557        | 1995-98      |
| 4. Bo Jackson, AU           | 4,303        | 1982-85      |
| 5. Errict Rhett, FLA        | 4,163        | 1989-93      |
| 6. Dalton Hilliard, LSU     | 4,050        | 1982-85      |
| 7. Charles Alexander, LSU   | 4,035        | 1975-78      |
| 8. Anthony Dixon, MSU       | 3,994        | 2006-09      |
| 9. Emmitt Smith, FLA        | 3,928        | 1987-89      |
| 10. Sonny Collins, UK       | 3,835        | 1972-75      |
| 11. Carnell Williams, AU    | 3,831        | 2001-04      |
| 12. Leonard Fournette, LSU  | 3,830        | 2014-16      |
| 13. Alex Collins, ARK       | 3,703        | 2013-15      |
| 14. Derrick Henry, ALA      | 3,591        | 2013-15      |
| 15. Shaun Alexander, ALA    | 3,565        | 1996-99      |
| 16. James Brooks, AU        | 3,523        | 1977-80      |
| 17. <b>*Nick Chubb, UGA</b> | <b>3,520</b> | <b>2014-</b> |
| 18. Bobby Humphrey, ALA     | 3,420        | 1985-88      |
| 19. <b>*Ralph Webb, VU</b>  | <b>3,391</b> | <b>2014-</b> |
| 20. Joe Cribbs, AU          | 3,368        | 1976-79      |

\* active players

### VANDERBILT'S RECORD WHEN...

|  |     |
|--|-----|
| home.....  | 0-0 |
| road.....  | 1-0 |
| neutral.....                                       | 0-0 |
| day games.....                                     | 0-0 |
| night games.....                                   | 1-0 |
| overtime.....                                      | 0-0 |
| VU scores on 1st possession.....                   | 1-0 |
| Opp. scores on 1st possession.....                 | 0-0 |
| VU scores first.....                               | 1-0 |
| Opp. scores first.....                             | 0-0 |
| VU leads after 1st quarter.....                    | 1-0 |
| Opp. leads after 1st quarter.....                  | 0-0 |
| Tied after 1st quarter.....                        | 0-0 |
| VU leads at halftime.....                          | 1-0 |
| Opp. leads at halftime.....                        | 0-0 |
| Tied at halftime.....                              | 0-0 |
| VU leads after 3rd quarter.....                    | 1-0 |
| Opp. leads after 3rd quarter.....                  | 0-0 |
| Tied after 3rd quarter.....                        | 0-0 |
| VU has more total yards.....                       | 1-0 |
| Opp. has more total yards.....                     | 0-0 |
| VU has more rushing yards.....                     | 1-0 |
| Opp. has more rushing yards.....                   | 0-0 |
| VU has more passing yards.....                     | 1-0 |
| Opp. has more passing yards.....                   | 0-0 |
| VU has more turnovers.....                         | 0-0 |
| Opp. has more turnovers.....                       | 1-0 |
| Teams have equal turnovers.....                    | 0-0 |
| VU forces 1+ turnovers.....                        | 1-0 |
| VU has more penalties.....                         | 1-0 |
| Opp. has more penalties.....                       | 0-0 |
| Teams have equal penalties.....                    | 0-0 |
| VU has more time of possession.....                | 1-0 |
| Opp. has more time of possession.....              | 0-0 |
| VU has 100-yard rusher.....                        | 0-0 |
| Opp. has 100-yard rusher.....                      | 0-0 |
| VU has 300-yard passer.....                        | 0-0 |
| Opp. has 300-yard passer.....                      | 0-0 |
| VU has 100-yard receiver.....                      | 1-0 |
| Opp. has 100-yard receiver.....                    | 1-0 |
| VU scores less than 20 points.....                 | 0-0 |
| Opp. scores less than 20 points.....               | 1-0 |
| VU scores 20+ points.....                          | 1-0 |
| Opp. scores 20+ points.....                        | 0-0 |
| VU scores 30+ points.....                          | 0-0 |
| Opp. scores 30+ points.....                        | 0-0 |
| Playing on grass.....                              | 0-0 |
| Playing on turf.....                               | 1-0 |
| VU defense scores.....                             | 0-0 |
| Opp. defense scores.....                           | 0-0 |
| VU scores special teams TD.....                    | 0-0 |
| Opp. scores special teams TD.....                  | 0-0 |
| vs. Associated Press Top 5.....                    | 0-0 |
| vs. Associated Press Top 10.....                   | 0-0 |
| vs. Associated Press Top 15.....                   | 0-1 |
| vs. Associated Press Top 25.....                   | 1-1 |
| VU rushes for 100+ yards.....                      | 0-0 |
| Opp. rushes for 100+ yards.....                    | 0-0 |
| VU rushes for 200+ yards.....                      | 0-0 |
| Opp. rushes for 200+ yards.....                    | 0-0 |
| VU passes for 200+ yards.....                      | 1-0 |
| Opp. passes for 200+ yards.....                    | 0-0 |
| VU passes for 250+ yards.....                      | 1-0 |
| Opp. passes for 250+ yards.....                    | 0-0 |
| VU passes for 300+ yards.....                      | 0-0 |
| Opp. passes for 300+ yards.....                    | 0-0 |
| VU totals less than 300 yards total offense.....   | 0-0 |
| Opp. totals less than 300 yards total offense..... | 1-0 |
| VU totals 300+ yards total offense.....            | 1-0 |
| Opp. totals 300+ yards total offense.....          | 0-0 |



## WINNING THIRD DOWN

Winning third down is a key to victory for the Commodores and the squad did just that - on both sides of the ball - in the season-opening win at Middle Tennessee.

The VU offense converted eight of the team's 16 opportunities on third downs, converting more third downs than in any game in 2016. The offense took care of business on third and short situations - four yards or less - converting 4-of-8.

The defense was even better on third down, holding the Blue Raiders to 0-for-12 to mark the first time since Missouri was 0-for-14 on third down in 2014 that the Dores pitched a shutout on third downs. The unit also did their job on first and second downs, forcing the average third down to 6.8 yards.

## BIG CHUNKS

The Vanderbilt offense ripped off big chunks right out of the gate in building an early lead.

Kyle Shurmur found Trent Sherfield for 23 yards then hit Kalija Lipscomb for a 37-yard touchdown to punctuate the Dores' first drive of the season.

Shurmur hooked up with Ralph Webb for a 30-yard gain later in the first quarter and delivered the knockout blow early in the second half when he flipped it to Webb down the far sideline with Webb motoring 73 yards for the score and a 28-0 VU lead.

## AIR RAID

The Commodores went to the air early and often in Saturday's victory at Middle Tennessee.

Kyle Shurmur started 10-for-13 through the air for 196 yards and two scores along with the junior QB's passes picking up seven first downs.

The junior QB finished the night 20-for-28 with 296 yards and three touchdowns, matching his career-best. His 20 completions are the third-most in his career with the 296 yards ranking only behind his career effort of 416 yards in the win over Tennessee.

Shurmur found Kalija Lipscomb twice in the first half for touchdowns to make the sophomore the first Dore since Jordan Matthews in the Birmingham Bowl to haul in two touchdown receptions in a game.



SHURMUR

## CAPTAINS NAMED

The Commodores named six team captains for the 2017 season prior to the team's season-opener.

Senior Ryan White is a third-time captain and is the first Commodore to be named a three-time captain since Jay Cutler.

Joining White as captains this season are Khari Blas-ingame, Oren Burks, Tre Herndon, Trent Sherfield and Kyle Shurmur.



WHITE

## NON-CON WINNERS

The Commodores have won four of the team's last five non-conference games in the regular season dating back to last season.

The Dores have beaten Middle Tennessee twice, Western Kentucky and Tennessee State to improve to 9-4 in non-league games under head coach Derek Mason.

## RED ZONE DEFENSE STILL SOLID

The Vanderbilt defense led the nation last year in red zone defense and the squad picked up where they left off in last week's win at Middle Tennessee.

The Commodores only allowed the Blue Raiders two trips inside the 20-yard line and gave up zero points, forcing both positions into turnovers on downs.

Going back to last year the Vandy defense has now allowed points in 32-of-51 (62.7%) trips into the red zone and given up just 23 touchdowns.

The last time the Commodores did not allow any red zone points goes back to the team's last shutout, a 40-0 win at Kentucky in 2012.



SHERFIELD

## SPREAD THE WEALTH

Offensive coordinator Andy Ludwig and QB Kyle Shurmur spread the wealth last week in the passing game with nine different receivers catching passes.

Trent Sherfield led the way with four receptions but it was Ralph Webb that led the team with 104 receiving yards thanks to a career-best 73-yard catch and run. Both of Kalija Lipscomb's catches counted for six points.

Spreading the ball around in the passing game is not something new for the Dores,

the team had nine games last season in which at least seven receivers caught passes, including a season-best 10 against Middle Tennessee and at Auburn.

## NOTES FROM THE OPENER

- Vanderbilt opened the season on the road for the first time since 2008 when the team started the year at Miami, OH with a 34-13 win.
- For the first time since 2011, the Commodores started the season on a Saturday after opening the year on Thursdays each of the last five years.
- The win marks the first season-opening win for the Commodores since the 2011 season when they defeated Elon.
- Last time Vanderbilt held an opponent to zero third downs was Oct. 24, 2015 – 10-3 victory over Missouri. That day, the Tigers were 0-of-14 on third downs.
- The last time VU had more than 10 tackles for loss in a game was Nov. 29, 2014 vs. Tennessee with 12 tackles for loss.
- Vanderbilt first time contributors: Jaire George (FB), Cody Markel (TE), Zaire Jones (S), Devin Cochran (OT), Tae Daley (S), Elijah Hamilton (CB), Cameron Tidd (DL), Dayo Odeyingbo (DL), Andrew Rector (S), Andre Mintze (OLB), Scott Sypniewski (SN), Jamauri Wakefield (RB), Jalen Pinkney (DL), Josiah Sa'o (DL).
- Ralph Webb's first quarter TD was the 26th TD of his career and ties him for second all-time with Dean Davidson.
- Wide receiver Trey Ellis posted his first career reception in the first quarter.
- Kalija Lipscomb posted his first career two-touchdown game.
- With 49 rushing yards, Ralph Webb moves into 19th place on the SEC's all-time rushing list, moving past Joe Cribbs from Auburn.
- Kyle Shurmur's three TD's ties his single game career high -- a mark set against Tennessee on Nov. 28, 2015.
- Ralph Webb posted his first career 100-yard receiving game and Vanderbilt's first for a running back since Rodney Williams in 2001.
- Vanderbilt's 14 first-quarter points are more than the Commodores scored in any first quarter during the entire 2016 season and the first time scoring 14 in the first quarter since a 48-34 loss to South Carolina on Sept. 20, 2014.
- VU held Middle Tennessee to 0-for-12 on third down and a combined 0-for-14 on third and fourth down.



## STRENGTH OF SCHEDULE

Vanderbilt's 2017 schedule ranks among the toughest in the nation, with nine opponents appearing in postseason bowls last year.

The cumulative win percentage for Vanderbilt's 12 regular season opponents is .606, tied for ninth highest among NCAA FBS teams. The only SEC team facing a more difficult schedule in terms of opponent win percentage is LSU (.628).

Only five teams in the nation face more 2016 bowl teams than Vanderbilt - Syracuse (11), Notre Dame (11), Duke (11), South Carolina (10) and Ole Miss (10).

Vanderbilt's nine opponents that played in bowls are

## TOUGH ENOUGH

| Middle Tennessee | FBS TEAM               | WIN % (W-L)         |
|------------------|------------------------|---------------------|
| 1.               | Massachusetts          | .652 (101-54)       |
| 2.               | LSU                    | .628 (98-58)        |
| 3.               | East Carolina          | .624 (98-59)        |
| 4.               | South Carolina         | .616 (98-61)        |
| 5.               | Fresno State           | .615 (96-60)        |
| 6.               | Tulane                 | .614 (94-59)        |
| 7.               | Syracuse               | .613 (95-60)        |
| 8.               | Georgia Tech           | .609 (95-61)        |
| 9.               | <b>T-9. Vanderbilt</b> | <b>.606 (94-61)</b> |
| 10.              | Duke                   | .606 (94-61)        |

Western Kentucky, Kentucky and Tennessee.

## 18 STARTERS RETURN FOR DORES IN 2017

Only two other teams in the Southeastern Conference return more starters from the 2016 season than the Commodores.

Head coach Derek Mason brings back 18 starters - nine on offense, seven on defense and two specialists - from a 2016 squad that went 6-6 in the regular season and made an appearance in the Independence Bowl.

Only Georgia and Kentucky - with 19 starters returning - bring back more than the Commodores. Another SEC East team, Florida, returns 17 starters.

The Commodores return virtually all of their offensive firepower from a year ago, including quarterback Kyle Shurmur, record-breaking running back Ralph Webb, fullback Bailey McElwain, wide receivers Trent Sherfield and Kalija Lipscomb and tight end Nathan Marcus. The Does also return three offensive linemen in Justin Skule, Ean Pfeifer and Bruno Reagan.

The defense returns linemen Nifae Lealao and Jonathan Wynn, linebacker Oren Burks

## BACK IN THE SEC

**SEC Team - Total 2016 Starters Returning**  
 Georgia - 19 (10 offense, 8 defense, 1 specialist)  
 Kentucky - 19 (8 offense, 9 defense, 2 specialists)  
**Vanderbilt - 18 (9 offense, 7 defense, 2 specialists)**  
 Florida - 17 (9 offense, 6 defense, 2 specialists)

and defensive backs Tre Herndon, Taurean Ferguson, Ryan White and LaDarius Wiley.

Kicker Tommy Openshaw and punter Sam Loy are also back.

Six more Commodores that started multiples games last year are also back with wide receivers C.J. Duncan and Caleb Scott and tight end Jared Pinkney on offense and end Dare Odeyingbo, safety Arnold Tarpley III and cornerback Bryce Lewis on defense.

## GOING THE DISTANCE

Vanderbilt recorded 36 scoring drives that resulted in a touchdown in 2016 with 23 of those drives covering at least 70 yards.

The Commodores picked up where they left off with three of the squad's four scoring drives covering 70+ yards in the season-opening win at Middle Tennessee.

## IT'S A STREAK

Ralph Webb is slated to make his 39th straight start on Saturday at Vanderbilt, by far the longest active streak on the roster.

On the other side of the ball, Tre Herndon is the only player with more than seven straight starts having started 26 consecutive games.

Kyle Shurmur (17), Bruno Reagan (16), Justin Skule (14), Nathan Marcus (10) and Ean Pfeifer (10) are the other Commodores who have started more than 10+ games in a row.

## CLEAR BAG POLICY

The SEC has adopted a league-wide clear bag policy for the 2017-18 season restricting what is allowed inside stadiums.

**LET'S BE CLEAR...**

The following clear bag policy will be in effect for all events that take place at Vanderbilt Stadium, Memorial Gym and Hawkins Field beginning in August 2017.

| APPROVED BAGS  | NON-APPROVED BAGS   |
|--|---|
| <ul style="list-style-type: none"> <li>12" x 18" CLEAR BAG</li> <li>12" x 6" x 12" CLEAR BAG</li> <li>1 GALLON PLASTIC FREEZER BAG</li> <li>CLUTCH WITH SHOULDER STRAP NO LARGER THAN 4.5" x 6.5"</li> <li>CLUTCH WITH WRIST STRAP NO LARGER THAN 4.5" x 6.5"</li> </ul> | <ul style="list-style-type: none"> <li>BACK PACK</li> <li>BIBULOCULAR CASE</li> <li>CAMERA CASE</li> <li>CINCH BAG</li> <li>TINTED PLASTIC BAG</li> <li>PRINTED PATTERN PLASTIC BAG</li> <li>FANNY PACK</li> <li>OVERSIZED TOTE BAG</li> <li>DIAPER BAG</li> <li>MESH BAG</li> <li>PURSE</li> </ul> |

## DOUBLE DUTY MASON

Vanderbilt head coach Derek Mason is on a very short list of college football head coaches that serves as his own defensive coordinators in college football.

Mason and San Diego State head coach Rocky Long are the only two head coaches in the country that run both the team and the defense.

Mason is entering his third season with both duties. Since taking over the defense, the Commodores have ranked among the Top 25 nationally in several defensive categories.

## THE GRADUATES

Three Commodores will have the honor of wearing the SEC Graduate patch this season.

Ryan White earned his degree from Vanderbilt last spring alongside Tommy Openshaw, who earned degrees in engineering science and economics, and transfer Scott Sypniewski picked up a diploma from Michigan before joining the Commodores over the summer as the team's long snapper.



## NUMBERS GAME

Several Commodores have changed numbers for the 2017 season.

## NEW DIGITS

| Name              | Old # | New # |
|-------------------|-------|-------|
| Emmanuel Smith    | 7     | 4     |
| LaDarius Wiley    | 13    | 5     |
| Jordan Griffith   | 43    | 40    |
| Darion DeBrossard | 70    | 96    |



## HEAD COACH DEREK MASON

Age: 47

**Alma Mater:** Northern Arizona (playing career 1989-92)**Degrees:** Bachelor's, Criminal Justice, NAU 1993**Family:** Wife, LeighAnne; daughters, Makenzie & Sydney**Twitter:** @CoachDerekMason

### VANDERBILT – 2014-17 (Head Coach)

Introduced Jan. 17, 2014 as the 28th head coach in team history... Notched first career victory as head coach in dramatic style, guiding team to 34-31 win over UMass on Sept. 13, 2014... After 2014 season, took over Vanderbilt defensive coordinator responsibilities... Earned first road win at MTSU in October 2015... Earned first SEC victory Oct. 24, 2015 with 10-3 win over Missouri... Mason's 2016 team improved win total for second straight year, winning the final two games of the regular season against Ole Miss and Tennessee to get to six wins and earn an invitation to the Camping World Independence Bowl... Also earned first win over ranked foe on the road vs. Georgia... Offense improved in nearly every category in 2016, finishing sixth nationally in red zone efficiency... The 2016 defense was led by consensus All-American Zach Cunningham, who became just the third Commodore to ever earn first-team All-American status from the Walter Camp Foundation... Defense led the nation in the red zone.

### STANFORD – 2013 (Willie Shaw Director of Defense)

Promoted to position of Willie Shaw Director of Defense, Mason guides one of the nation's top defenses as The Cardinal goes 10-3 overall, wins Pac-12 crown and plays in second straight Rose Bowl... Stanford finishes year ranked No. 10 on strength of four victories over ranked opponents... The defense ranks third in NCAA in rushing defense, 10th in scoring defense and 16th in total defense... Unit again ranks among Pac-12's best in numerous defensive categories... For second straight year, Mason's defense limits powerful Oregon spread offense, holding Ducks scoreless for first three quarters in eventual 26-20 Stanford victory... Three of Mason's standouts – LB Trent Murphy, LB Shayne Skov and DB Ed Reynolds – garner postseason All-America recognition.

### STANFORD – 2011-12 (associate head coach/defensive coordinator)

Finalist for 2012 Broyles Award as nation's outstanding assistant coach... Stanford goes 23-4 overall in Mason's first two years as coordinator, wins 2012 Pac-12 title, captures 2012 Rose Bowl over Wisconsin, and plays in the 2011 BCS Fiesta Bowl... Mason's 3-4 attacking defense ranked among the NCAA leaders in both seasons... In 2012, the Cardinal defense topped the nation with 57 quarterback sacks, ranked second in tackles for loss, fifth in rushing defense and 11th in scoring defense... Stanford also paced the Pac-12 in scoring defense, total defense, rushing defense and sacks... The 2012 defense also held eight opponents under 100 rushing yards and limited high-powered Oregon to just 14 points in an overtime win... In 2011 the Cardinal was third in the NCAA in rushing defense, sixth in 3rd-down efficiency and 11th in quarterback sacks, and finished among the Pac-12 leaders in scoring defense, total defense, rushing defense, sacks and opponent first downs.

### STANFORD – 2010 (defensive backs coach)

Hired by Cardinal head coach Jim Harbaugh... Helped change Stanford into a tough-minded, attacking defense... Unit was key to arguably Stanford's best year of modern era – a 12-1 overall record capped by 40-12 victory over Virginia Tech in the Orange Bowl... The 2010 Cardinal secondary was one of the great turnaround stories in college football as Stanford ranked high nationally in interceptions and pass defense... That unit included three eventual NFL players, including All-Pro cornerback Richard Sherman from the World Champion Seahawks.

### MINNESOTA VIKINGS/NFL – 2007-09 (assistant defensive backs coach)

Served as an assistant defensive backs coach for the Minnesota Vikings from 2007 to 2009, playing a vital role in the team ranking sixth in total defense in 2008 and 2009 as the Vikings won NFC North titles each season.

### OHIO – 2005-06 (wide receivers)

Hired by former Nebraska head coach Frank Solich, Mason coached Ohio receivers for two years, helping the Bobcats improve from 4-7 in 2005 to a 9-5 campaign in 2006 that ended with a GMAC Bowl appearance.

### NEW MEXICO STATE – 2004 (wide receivers)

In lone season at New Mexico State, the Aggie offense with Mason mentoring wide receivers corps topped the Sun Belt Conference in numerous passing categories.

### SAINT MARY'S – 2003 (co-defensive coordinator/assistant head coach)

First coordinator responsibilities came in only season at St. Mary's, member of NCAA I-AA Independent League.

### UTAH – 2002 (wide receivers/special teams assistant coach)

Hired by Ron McBride, Mason tutored WR Paris Warren, an eventual 7th round draft pick, in his only year at Utah. The 2002 Utes offense featured young QB Alex Smith, the eventual 2005 No. 1 NFL draft pick.

### BUCKNELL – 1999-2001 (defensive backs)

Secondary coach for three straight winning Bison squads... Coached two Bucknell defensive backs to All-Patriot League recognition... Bison defensive staff was directed by current Vanderbilt coordinator David Kotulski.

### IDAHO STATE – 1997-98 (running backs)

Mason coached Idaho State running backs for two years under head coach Tom Walsh.

### WEBER STATE – 1995-96 (wide receivers)

Mason worked with Weber State receivers, including Pokey Eckford, who earned All-America honors in 1995 after catching 77 passes for 1,074 yards and six TDs.

### MESA (ARIZ.) COMMUNITY COLLEGE – 1994 (wide receivers)

Mason entered collegiate coaching as a receivers coach with community college located in San Diego.

### NFL MINORITY COACHING FELLOWSHIP PROGRAM

Mason spent time with the St. Louis Rams in 1996, New York Giants and Oakland Raiders through the Minority Coaching Fellowship Program. Philadelphia in 1999 and Minnesota in 2008.



## MASON AT THE HELM

|                                   | 2017 | Career |
|-----------------------------------|------|--------|
| Overall.....                      | 1-0  | 14-24  |
| Home.....                         | 0-0  | 10-9   |
| Road.....                         | 1-0  | 4-13   |
| Neutral.....                      | 0-0  | 0-1    |
| SEC.....                          | 0-0  | 5-19   |
| Overtime.....                     | 0-0  | 1-0    |
| Grass.....                        | 0-0  | 1-8    |
| Turf.....                         | 1-0  | 13-16  |
| vs. AP Top 5.....                 | 0-0  | 0-2    |
| vs. AP Top 10.....                | 0-0  | 0-1    |
| vs. AP Top 15.....                | 0-0  | 0-5    |
| vs. AP Top 25.....                | 0-0  | 1-2    |
| Leading after 1Q.....             | 1-0  | 5-3    |
| Trailing after 1Q.....            | 0-0  | 6-18   |
| Tied after 1Q.....                | 0-0  | 3-3    |
| Leading at half.....              | 1-0  | 10-5   |
| Trailing at half.....             | 0-0  | 4-19   |
| Tied at half.....                 | 0-0  | 0-0    |
| Leading after 3Q.....             | 1-0  | 9-2    |
| Trailing after 3Q.....            | 0-0  | 4-22   |
| Tied after 3Q.....                | 0-0  | 1-0    |
| Scoring first.....                | 1-0  | 7-7    |
| Opp. scoring first.....           | 0-0  | 6-17   |
| Scoring 20+ points.....           | 1-0  | 11-2   |
| Allowing 20+ points.....          | 0-0  | 4-19   |
| Scoring 30+ points.....           | 0-0  | 8-1    |
| Allowing 30+ points.....          | 0-0  | 3-11   |
| Decided by 3 points or less.....  | 0-0  | 4-3    |
| Decided by 10 points or less..... | 1-0  | 5-11   |
| Rush for <100 yards.....          | 1-0  | 2-6    |
| Rush for 100+ yards.....          | 0-0  | 10-17  |
| Rush for 200+ yards.....          | 0-0  | 4-1    |
| Pass for <200 yards.....          | 0-0  | 8-16   |
| Pass for 200+ yards.....          | 1-0  | 3-7    |
| Pass for 250+ yards.....          | 1-0  | 4-2    |
| Pass for 300+ yards.....          | 0-0  | 2-0    |
| Total 300+ yards offense.....     | 1-0  | 11-10  |
| Opp. rush for <100 yards.....     | 1-0  | 8-3    |
| Opp. pass for <200 yards.....     | 1-0  | 5-9    |
| Opp. total <300 yards.....        | 1-0  | 3-3    |
| Win turnover margin.....          | 1-0  | 6-4    |
| Tie turnover margin.....          | 0-0  | 5-5    |
| Lose turnover margin.....         | 0-0  | 3-15   |

## COACHING STAFF

### On the Field

**Jeff Genyk**, Special Teams Coord./RBs**C.J. Ah You**, Defensive Line**Gerry Gdowski**, Quarterbacks**Cortez Hankton**, Wide Receivers**Chris Marve**, Inside Linebackers**Marc Mattioli**, Secondary**Cameron Norcross**, Offensive Line

### In the Booth

**Andy Ludwig**, Offensive Coord./TEs**Warren Belin**, Outside Linebackers



### SON OF A...

Two Commodores are sons of former NFL players.

Jaire George is the son of former Titans legend and Heisman Trophy winner Eddie George.

Caleb Scott is the son of former Commodore great and NFL WR Chuck Scott, who played for Los Angeles and Dallas.

### YEAH BRO

The Vanderbilt roster features three sets of brothers.

Dare and Dayo Odeyingbo, Jared and Jalen Pinkney and Emmanuel and Josh Smith.

The Odeyingbo brothers reside on the Dores' defensive line with Dare in his third year and Dayo a true freshman.

The Pinkney brothers are on opposite sides of the ball with Jared lining up at tight end as one of the Commodores' top weapons and talented younger brother and freshman Jalen on the defensive line.

The Smith brothers have been playing together at VU for the last two years but are roommates for this year for the first time since they were young kids. Both are expected to be major players for VU as linebackers.

## COMMODORES IN THE LEAGUE

*Notes from NFL preseason (Sept. 2)*

**Adam Butler (2013-16) // New England** // Butler made the Patriots' 53-man opening day roster after signing as an undrafted rookie free agent with the defending Super Bowl champions last May. Butler is playing both tackle and end at New England.  
Week 1: vs. Kansas City Chiefs, Thursday, Sept. 7, 7:30 pm CT

**Zach Cunningham (2013-16) // Houston** // The 57th overall pick of the 2017 NFL Draft, Cunningham has impressed since he arrived in Houston. A consensus First Team All-America inside linebacker for the Commodores in 2016, Cunningham has received high marks from Texan coaches with his abilities to play the rush and defend the pass. Cunningham joins a Houston defense that features returning linebacker starters Benardrick McKinney and Brian Cushing, All-Pro tackle J.J. Watt, end Jadeveon Clowney and former Commodore defensive back Andre Hal.  
Week 1: vs. Jacksonville, Sunday, Sept. 10, 12 noon CT

**Jay Cutler (2002-05) // Miami** // Retirement didn't last long for the veteran Cutler, who has decided to continue his career with former Bears mentor Adam Gase in South Beach. Gase confirmed Cutler's return to the NFL, Aug. 7. Cutler, named to the Vanderbilt Athletics Hall of Fame in 2015, has thrown for 32,467 yards and 208 touchdowns during an 11-year career with Denver and Chicago. He suffered a season-ending arm injury midway through the 2007 season, and announced intentions in May to join FOX Sports as a NFL color analyst. A leg injury to Dolphin QB Ryan Tannehill opened a path for Cutler's return to the game. Cutler looked sharp in two preseason appearances and will start the Dolphins opener.  
Week 1: vs. Tampa Bay, Sunday, Sept. 10, 12 noon CT

**Andre Hal (2010-13) // Houston** // Hal signed a new three-year deal in late enters his fourth season tabbed as the Texans' likely starting free safety. Hal is coming off his finest year, helping Houston advance to the second round of the AFC playoffs by registering 60 total tackles, three interceptions and 10 passes defended. In his final appearance last year, Hal registered six total tackles, an interception and two defended passes in Houston's playoff loss to the Patriots. The former Commodore cornerback also earned 11 starts at free safety last year, and has 22 career starting assignments. Former Vanderbilt All-America Zach Cunningham joins Hal on the Houston roster.  
Week 1: vs. Jacksonville, Sunday, Sept. 10, 12 noon CT

**Casey Hayward (2008-11) // L.A. Chargers** // Hayward enters his sixth season regarded as one of the NFL's elite cornerbacks. In 2016, Hayward enjoyed his finest season, earning his initial Pro Bowl recognition after leading the league with seven interceptions. He also ranked second in the league with 21 pass deflections, and finished the 2016 regular season with 35 solo tackles. He joins former Commodore offensive lineman Spencer Pulley on the Charger roster.  
Week 1: at Denver, Monday, Sept. 11, 9:20 pm CT

**Will Holden (2013-16) // Arizona** // Selected in the fifth round of the 2017 NFL Draft, Holden earned a spot of Arizona's 53-man opening day roster with a solid showing during the preseason. He has the versatility to play either tackle or guard for the Cardinals.  
Week 1: at Detroit, Sunday, Sept. 10, 12 noon CT

**Andrew Jelks (2013-16) // New England** // Jelks was placed on the reserve/non-football injury list Sept. 2 by the Patriots. New England coach Bill Belichick was impressed by Jelks at Vanderbilt Pro Day in March, then added Jelks as an undrafted free agent in May. Though he missed the last two seasons at Vanderbilt due to injury, Jelks joins fellow Commodore undrafted rookie free agent Adam Butler with the Patriots.

**Wesley Johnson (2010-13) // New York Jets** // Johnson enters his fourth professional season at the Jets' starting center, Nick Mangold who served in the role for the last decade. Johnson is coming off a 2016 campaign when he filled in admirably for an injured Mangold, starting eight of the final nine games for the Jets.  
Week 1: at Buffalo, Sunday, Sept. 10, 12 noon CT

**Jordan Matthews (2010-13) // Buffalo** // Matthews enters his fourth season in the NFL. On Aug. 11, 2017, Matthews was traded from Philadelphia to the Buffalo Bills. Matthews has missed three weeks this preseason with an injury, but is likely to play in the season opener vs. New York. The Commodores' all-time leading receiver is coming off a campaign when he ranked second on the Eagles with 73 receptions and 804 receiving yards. Matthews posted impressive numbers in Philly: 225 receptions, 2,673 receiving yards and 19 touchdown catches in 35 career starts.  
Week 1: vs. N.Y. Jets, Sunday, Sept. 10, 12 noon CT

**Spencer Pulley (2011-15) // L.A. Chargers** // Entering his second professional season, Pulley looks to be the opening day starter as Philip Rivers' center in Los Angeles. Pulley has enjoyed a quick rise since signing with the Chargers as an undrafted rookie free agent in May 2016. As a rookie, Pulley saw action in all 16 games for San Diego, contributing on both special teams and the offensive line. He joins former Commodore cornerback Casey Hayward on the Charger roster.  
Week 1: at Denver, Monday, Sept. 11, 9:20 pm CT

**Stephen Weatherly (2012-15) // Minnesota** // Weatherly enters his second season in Minneapolis aiming for an important role on the Vikings' defensive front. Selected in the 7th round of the 2016 NFL Draft, Weatherly finished last year on Minnesota's active roster, garnering a couple of tackles in late-season appearances. Weatherly has worked hard to transition from an outside linebacker at Vanderbilt, and currently sits at the top reserve to Viking right end starter Everson Griffen.  
Week 1: vs. New Orleans, Monday, Sept. 11, 6:10 pm CT

**Andrew Williamson (2012-15) // Indianapolis** // Williamson was released by the Colts Sept. 2, then quickly added to Indianapolis' 10-player practice squad. Williamson was originally signed by the Colts as an undrafted free agent in 2016 but missed much the season due to injury.  
Week 1: at Los Angeles Rams, Sunday, Sept. 10, 3:05 pm CT



## NATIONAL RANKINGS

### AP Top 25

Week 2

|                      | Record | Points | Prev |
|----------------------|--------|--------|------|
| 1. Alabama(60)       | 1-0    | 1524   | —    |
| 2. Ohio State(1)     | 1-0    | 1445   | —    |
| 3. Clemson           | 1-0    | 1317   | 5    |
| 4. Penn State        | 1-0    | 1303   | 6    |
| 5. Oklahoma          | 1-0    | 1253   | 7    |
| 6. USC               | 1-0    | 1224   | 4    |
| 7. Washington        | 1-0    | 1083   | 6    |
| 8. Michigan          | 1-0    | 1051   | 11   |
| 9. Wisconsin         | 1-0    | 979    | —    |
| 10. Florida State    | 0-1    | 976    | 3    |
| 11. Oklahoma State   | 1-0    | 950    | 10   |
| 12. LSU              | 1-0    | 898    | 13   |
| 13. Auburn           | 1-0    | 873    | 12   |
| 14. Stanford         | 1-0    | 772    | —    |
| 15. Georgia          | 1-0    | 685    | —    |
| 16. Miami            | 1-0    | 537    | 18   |
| 17. Louisville       | 1-0    | 529    | 16   |
| 18. Virginia Tech    | 1-0    | 490    | 21   |
| 19. Kansas State     | 1-0    | 398    | 20   |
| 20. Washington State | 1-0    | 216    | 24   |
| 21. South Florida    | 2-0    | 207    | 19   |
| 22. Florida          | 0-1    | 164    | 17   |
| 23. TCU              | 1-0    | 154    | NR   |
| 24. Notre Dame       | 1-0    | 141    | NR   |
| 25. Tennessee        | 1-0    | 124    | —    |

Dropped from rankings: West Virginia 22, Texas 23

Others receiving votes: Utah 96, UCLA 82, West Virginia 70, Colorado 65, Maryland 45, Oregon 44, South Carolina 44, Boise State 22, Northwestern 20, Houston 14, San Diego State 11, Texas Tech 4, Kentucky 4, Iowa 3, California 2, Mississippi State 1, Navy 1, Michigan State 1, Nebraska 1, Pittsburgh 1, **Vanderbilt 1**

### Coaches Poll

Week 2

|                      | Record | Points | Prev |
|----------------------|--------|--------|------|
| 1. Alabama(60)       | 1-0    | 1619   | —    |
| 2. Ohio State(2)     | 1-0    | 1526   | —    |
| 3. Clemson(3)        | 1-0    | 1466   | 5    |
| 4. Penn State        | 1-0    | 1343   | 6    |
| 5. USC               | 1-0    | 1338   | 4    |
| 6. Oklahoma          | 1-0    | 1274   | 8    |
| 7. Washington        | 1-0    | 1202   | —    |
| 8. Michigan          | 1-0    | 1105   | 9    |
| 9. Florida State     | 0-1    | 1044   | 3    |
| 10. Oklahoma State   | 1-0    | 1020   | 11   |
| 11. Wisconsin        | 1-0    | 963    | 10   |
| 12. LSU              | 1-0    | 941    | —    |
| 13. Auburn           | 1-0    | 863    | —    |
| 14. Stanford         | 1-0    | 839    | —    |
| 15. Georgia          | 1-0    | 767    | —    |
| 16. Louisville       | 1-0    | 574    | 17   |
| 17. Miami            | 1-0    | 549    | 18   |
| 18. Virginia Tech    | 1-0    | 502    | 22   |
| 19. Kansas State     | 1-0    | 434    | —    |
| 20. South Florida    | 2-0    | 257    | 21   |
| 21. Tennessee        | 1-0    | 197    | 24   |
| 22. Washington State | 1-0    | 192    | NR   |
| 23. Utah             | 1-0    | 185    | 25   |
| 24. Florida          | 0-1    | 179    | 16   |
| 25. Notre Dame       | 1-0    | 116    | NR   |

Dropped from rankings: West Virginia 20, Texas 23

Others receiving votes: TCU 80, Colorado 78, Maryland 60, West Virginia 56, UCLA 47, Oregon 42, Arkansas 37, Boise State 36, Nebraska 30, Mississippi State 28, Memphis 21, Pittsburgh 19, Northwestern 15, San Diego State 12, NC State 9, Iowa 8, South Carolina 8, Minnesota 6, Kentucky 6, California 5, Syracuse 4, UCF 3, Arizona 3, **Vanderbilt 3**, Houston 3, Texas 3, Army 2, Georgia Tech 1

## COACHING STAFF CONSISTENCY

One year after changing numerous coaching positions, head coach Derek Mason heads into his fourth season at Vanderbilt with a staff largely intact from a year ago.

The only offseason change Mason made was forced by illness. Warren Belin, a long-time Commodore defensive coach under Bobby Johnson, returned to campus, serving as Mason's outside linebackers coach.

Belin was enticed to Vanderbilt only after learning Osia Lewis would be leaving his duties to battle a liver cancer diagnosis. Lewis left his on-field responsibilities in February, moving into a senior defensive assistant/consultant to the head coach role.

Before the 2016 season, Mason brought on five new staffers: Lewis, Jeff Genyk (special teams coordinator/running backs), Cameron Norcross (offensive line), C.J. Ah You (defensive line) and Chris Marve (inside linebackers).

Only Gerry Gdowski remains from Mason's original staff. Last year, Gdowski mentored Vanderbilt quarterbacks after coaching tight ends in 2014-15.



**BELIN**

## FOUR DORES ON SENIOR BOWL WATCH LIST

Prior to the season, four Commodores were named to the Reese's Senior Bowl watch list.

The four Dores are four of the most productive athletes on the 2017 roster led by Vanderbilt all-time leading rusher Ralph Webb. The star running back set the all-time VU rushing mark last fall and holds the class record for Vandy freshmen, sophomores and juniors entering his senior season.

Oren Burks moves to inside linebacker for his senior season after playing both safety and outside linebacker over the last three seasons on West End. He comes back for his senior season as one of the team's top tacklers.

Tre Herndon led the Commodores with two interceptions a year ago and comes into his final year in the black and gold with three career picks. The Chattanooga, Tenn. native has been a mainstay in the Vanderbilt secondary throughout his career.

Nifae Lealao anchors the Dores' defensive front on the line. The talented senior made 22 stops last season, including 2.5 sacks. He also holds the honor of beginning the Commodores' Poly pipeline as the group's elder statesman.

## EXPERIENCE MATTERS

For the first time in the Derek Mason era the Commodores started an overwhelming amount of upperclassmen in 2016.

In the Dores' 13 games last year, 70.3% of the squad's starts went to juniors and seniors. The previous year just 54.2% of the starts went to older student-athletes and only 46.2% of the starts in Mason's first year in 2014.

## THREE DORES BACK AFTER ALL-SEC FRESHMAN CAMPAIGNS

Vanderbilt sophomores Sam Loy, Ean Pfeifer and Jared Pinkney are coming off a season when they earned All-SEC Freshman honors from Athlon Sports.

Pfeifer and Pinkney were named to Athlon's first team all-freshman squad. Loy was named as Athlon's second-team punter.





**BURKS, WEBB EARN PRESEASON ALL-SEC NOD**

Oren Burks and Ralph Webb were named preseason All-Southeastern Conference recipients by the league’s head coaches prior to the season.

The duo also earned preseason recognition from the media attending SEC Media Days in July.

SEC head coaches voted Webb, a rising senior running back from Gainesville, Fla., and Burks, a rising senior linebacker from Fairfax Station, Va., as third-team all-conference recipients.

A preseason candidate for the Doak Walker and Maxwell awards, Webb enters his final season with 3,342 rushing yards. Webb ranks No. 20 on the SEC career rushing charts and could climb into the league’s top five with a season comparable to last year when he set a new team single-season record with 1,283 rushing yards.

A Butkus Award candidate, Burks finished with 40 unassisted tackles, 59 total stops, 6.5 tackles for loss, 3.5 quarterback sacks and an interception last year. Burks’ career statistics of 155 total tackles and four interceptions are active team highs.

**POLY PIPELINE GROWING IN NASHVILLE**

Vanderbilt’s Poly pipeline continues to grow in 2017 with six student-athletes on the roster with Polynesian decent, doubling last year’s total.

Senior Nifae Lealao is the elder statesman of the group and has been joined by now redshirt freshmen Josiah Sa’o and Sean McMoore. Sa’o plays alongside Lealao on the defensive line with McMoore on the offensive line. McMoore is the first Hawaiian to suit up for VU while Lealao and Sa’o both hail from California.

The Dores’ freshman class features three new players with Poly blood, including two from The Rock in Feleti Afemui and Jonah Buchanan. Afemui is a linebacker from Kahului with Buchanan playing alongside Lealao and Sa’o on the defensive line from Honolulu. Michael Owusu rounds the gridiron group playing outside linebacker from Oxnard, Calif.

Vanderbilt’s soccer team joined the Polynesian party, adding sophomore Taiana Tolleson to the growing ‘ohana’ (family) at Vanderbilt.

Even with seven Polynesians in athletics on West End, the most famous Polynesian in Nashville remains Heisman Trophy winner and Tennessee Titans QB Marcus Mariota.

**LIKE FATHER, LIKE SON**

WR Caleb Scott and DB Donovan Sheffield are second-generation Commodores. Both following their dad’s collegiate path through Vanderbilt Scott is the son of former Commodore TE Chuck Scott (1981-84). Scott’s dad was a 1983 All-America and two-time All-SEC pick who still ranks T-3rd all-time among Commodores with 20 TD catches, sixth in receiving yards (2,219), and seventh in receptions (145).

Sheffield is the son of DB Robert Sheffield (1993-95). Sheffield’s dad was a three-year letterwinner at cornerback from 1993-95.

**SEC STANDINGS**

**Eastern Division**

| Team        | OVR | SEC | Home | Road | Strk |
|-------------|-----|-----|------|------|------|
| Georgia     | 1-0 | 0-0 | 1-0  | 0-0  | W1   |
| Kentucky    | 1-0 | 0-0 | 0-0  | 1-0  | W1   |
| S. Carolina | 1-0 | 0-0 | 0-0  | 0-0  | W1   |
| Vanderbilt  | 1-0 | 0-0 | 0-0  | 1-0  | W1   |
| Missouri    | 1-0 | 0-0 | 1-0  | 0-0  | W1   |
| Tennessee   | 0-0 | 0-0 | 0-0  | 0-0  |      |
| Florida     | 0-1 | 0-0 | 0-0  | 0-0  | L1   |

**Western Division**

| Team      | OVR | SEC | Home | Road | Strk |
|-----------|-----|-----|------|------|------|
| Alabama   | 1-0 | 0-0 | 0-0  | 0-0  | W1   |
| Auburn    | 1-0 | 0-0 | 1-0  | 0-0  | W1   |
| LSU       | 1-0 | 0-0 | 0-0  | 0-0  | W1   |
| Arkansas  | 1-0 | 0-0 | 1-0  | 0-0  | W1   |
| Miss. St. | 1-0 | 0-0 | 1-0  | 0-0  | W1   |
| Ole Miss  | 1-0 | 0-0 | 1-0  | 0-0  | W1   |
| Texas A&M | 0-1 | 0-0 | 0-0  | 0-1  | L1   |

**This Week in the SEC**

**Saturday, Sept. 9**

- E. Kentucky at Kentucky | 11 a.m. | SECN
- UT Martin at Ole Miss | 11 a.m. | SECN
- Fresno State at Alabama | 2:30 p.m. | ESPN2
- TCU at Arkansas | 2:30 p.m. | CBS
- Indiana St. at Tennessee | 3 p.m. | SECN
- Alabama A&M at Vanderbilt | 3 p.m. | SECN
- Auburn at Clemson | 6 p.m. | ESPN
- South Carolina at Missouri | 6 p.m. | ESPN2
- Nicholls at Texas A&M | 6 p.m. | ESPN
- Chattanooga at LSU | 6:30 p.m. | SECN
- Georgia at Notre Dame | 6:30 p.m. | NBC
- N. Colorado at Florida | 6:30 p.m. | SECN
- Miss. State at Louisiana Tech | 6:30 p.m. | CBSSN

**Next Week in the SEC**

**Saturday, Sept. 16**

- Louisiana at Texas A&M | 11 a.m. | SECN
- Tennessee at Florida | 2:30 p.m. | CBS
- Mercer at Auburn | 3 p.m. | SECN
- Purdue at Missouri | 3 p.m. | SECN
- Colorado State at Alabama | 6 p.m. | TBA
- LSU at Mississippi State | 6 p.m. | TBA
- Samford at Georgia | 6:30 p.m. | SECN
- Kansas State at Vanderbilt | 6:30 p.m. | ESPN
- Kentucky at South Carolina | 6:30 p.m. | SECN
- Ole Miss at California | 9:30 p.m. | ESPN

*All times Central*



| GAME | FINAL SCORE | SCORE BY QUARTER |   |   |   | FIRST DOWNS |    |    |     | RUSHING |     |    | PASSING |     |    | OFFENSE |     | PUNTING | FUMBLES | PENALTY | THIRD | TOTAL |
|------|-------------|------------------|---|---|---|-------------|----|----|-----|---------|-----|----|---------|-----|----|---------|-----|---------|---------|---------|-------|-------|
|      |             | 1                | 2 | 3 | 4 | RU          | PA | PN | TOT | ATT     | YDS | TD | C-A-I   | YDS | TD | ATT     | YDS | NO-AVG  | NO-LOST | NO-YDS  | DOWNS | TOP   |
| VU   | 28          | 14               | 7 | 7 | 0 | 5           | 10 | 0  | 15  | 35      | 71  | 1  | 20-28-0 | 296 | 3  | 63      | 367 | 7-41.9  | 1-0     | 6-69    | 8-16  | 36:33 |
| MT   | 6           | 0                | 0 | 0 | 6 | 3           | 8  | 3  | 14  | 26      | 49  | 0  | 18-31-1 | 166 | 1  | 57      | 215 | 7-40.7  | 1-0     | 4-14    | 0-12  | 23:27 |
| AAMU |             |                  |   |   |   |             |    |    |     |         |     |    |         |     |    |         |     |         |         |         |       |       |
| VU   |             |                  |   |   |   |             |    |    |     |         |     |    |         |     |    |         |     |         |         |         |       |       |
| KSU  |             |                  |   |   |   |             |    |    |     |         |     |    |         |     |    |         |     |         |         |         |       |       |
| VU   |             |                  |   |   |   |             |    |    |     |         |     |    |         |     |    |         |     |         |         |         |       |       |
| ALA  |             |                  |   |   |   |             |    |    |     |         |     |    |         |     |    |         |     |         |         |         |       |       |
| VU   |             |                  |   |   |   |             |    |    |     |         |     |    |         |     |    |         |     |         |         |         |       |       |
| VU   |             |                  |   |   |   |             |    |    |     |         |     |    |         |     |    |         |     |         |         |         |       |       |
| FLA  |             |                  |   |   |   |             |    |    |     |         |     |    |         |     |    |         |     |         |         |         |       |       |
| UGA  |             |                  |   |   |   |             |    |    |     |         |     |    |         |     |    |         |     |         |         |         |       |       |
| VU   |             |                  |   |   |   |             |    |    |     |         |     |    |         |     |    |         |     |         |         |         |       |       |
| VU   |             |                  |   |   |   |             |    |    |     |         |     |    |         |     |    |         |     |         |         |         |       |       |
| OM   |             |                  |   |   |   |             |    |    |     |         |     |    |         |     |    |         |     |         |         |         |       |       |
| VU   |             |                  |   |   |   |             |    |    |     |         |     |    |         |     |    |         |     |         |         |         |       |       |
| SC   |             |                  |   |   |   |             |    |    |     |         |     |    |         |     |    |         |     |         |         |         |       |       |
| WKU  |             |                  |   |   |   |             |    |    |     |         |     |    |         |     |    |         |     |         |         |         |       |       |
| VU   |             |                  |   |   |   |             |    |    |     |         |     |    |         |     |    |         |     |         |         |         |       |       |
| UK   |             |                  |   |   |   |             |    |    |     |         |     |    |         |     |    |         |     |         |         |         |       |       |
| VU   |             |                  |   |   |   |             |    |    |     |         |     |    |         |     |    |         |     |         |         |         |       |       |
| MIZ  |             |                  |   |   |   |             |    |    |     |         |     |    |         |     |    |         |     |         |         |         |       |       |
| VU   |             |                  |   |   |   |             |    |    |     |         |     |    |         |     |    |         |     |         |         |         |       |       |
| VU   |             |                  |   |   |   |             |    |    |     |         |     |    |         |     |    |         |     |         |         |         |       |       |
| UT   |             |                  |   |   |   |             |    |    |     |         |     |    |         |     |    |         |     |         |         |         |       |       |

**Vanderbilt Long Plays**

| YARDS         | RUSH     | PASS     | KR       | PR       | TD       |
|---------------|----------|----------|----------|----------|----------|
| 20-29         | -        | 1        | -        | -        | -        |
| 30-39         | -        | 2        | -        | -        | 1        |
| 40-49         | -        | -        | -        | -        | -        |
| 50-59         | -        | -        | -        | -        | -        |
| 60-69         | -        | -        | -        | -        | -        |
| 70-79         | -        | 1        | -        | -        | 1        |
| 80-89         | -        | -        | -        | -        | -        |
| 90-99         | -        | -        | -        | -        | -        |
| <b>TOTALS</b> | <b>0</b> | <b>4</b> | <b>0</b> | <b>0</b> | <b>2</b> |

**Three-&-Out Drives**

| VANDERBILT          |                     | OPPONENT            |
|---------------------|---------------------|---------------------|
| THREE-&-OUTS/DRIVES | THREE-&-OUTS/DRIVES | THREE-&-OUTS/DRIVES |
| @Middle Tenn.       | 5/15 (33.3%)        | 6/13 (46.2%)        |
| Alabama A&M         |                     |                     |
| Kansas State        |                     |                     |
| Alabama             |                     |                     |
| @Florida            |                     |                     |
| Georgia             |                     |                     |
| @Ole Miss           |                     |                     |
| @S. Carolina        |                     |                     |
| W. Kentucky         |                     |                     |
| Kentucky            |                     |                     |
| Missouri            |                     |                     |
| @Tennessee          | 5/15 (33.3%)        | 6/13 (46.2%)        |

**Opponent Long Plays**

| YARDS         | RUSH     | PASS     | KR       | PR       | TD       |
|---------------|----------|----------|----------|----------|----------|
| 20-29         | -        | 1        | -        | -        | 1        |
| 30-39         | -        | 1        | -        | -        | -        |
| 40-49         | -        | -        | -        | -        | -        |
| 50-59         | -        | -        | -        | -        | -        |
| 60-69         | -        | -        | -        | -        | -        |
| 70-79         | -        | -        | -        | -        | -        |
| 80-89         | -        | -        | -        | -        | -        |
| 90-100        | -        | -        | -        | -        | -        |
| <b>TOTALS</b> | <b>0</b> | <b>2</b> | <b>0</b> | <b>0</b> | <b>1</b> |



### Vanderbilt Scoring Drives

| OPP | PLAYS | YARDS | TIME | SCORING PLAY                     |
|-----|-------|-------|------|----------------------------------|
| @MT | 5     | 75    | 2:29 | Lipscomb 37-yd pass from Shurmur |
| @MT | 3     | 40    | 1:04 | Webb 1-yd run                    |
| @MT | 13    | 76    | 7:43 | Lipscomb 4-yd pass from Shurmur  |
| @MT | 3     | 80    | 1:24 | Webb 73-yd -ass from Shurmur     |

### Opponent Scoring Drives

| OPP | PLAYS | YARDS | TIME | SCORING PLAY                     |
|-----|-------|-------|------|----------------------------------|
| @MT | 3     | 47    | 1:05 | James 22-yd pass from Stockstill |

### Scoring Drive Breakdown

| Yardage       | VANDERBILT |          | OPPONENT |          |
|---------------|------------|----------|----------|----------|
|               | TD         | FG       | TD       | FG       |
| No drive      | -          | -        | -        | -        |
| Neg. Yards    | -          | -        | -        | -        |
| 0-9           | -          | -        | -        | -        |
| 10-19         | -          | -        | -        | -        |
| 20-29         | -          | -        | -        | -        |
| 30-39         | -          | -        | -        | -        |
| 40-49         | 1          | -        | 1        | -        |
| 50-59         | -          | -        | -        | -        |
| 60-69         | -          | -        | -        | -        |
| 70-79         | 2          | -        | -        | -        |
| 80-89         | 1          | -        | -        | -        |
| 90-99         | -          | -        | -        | -        |
| <b>TOTALS</b> | <b>4</b>   | <b>0</b> | <b>1</b> | <b>0</b> |

### Game-Opening Drives

| OPP           | VANDERBILT |          |           | OPPONENTS |          |           |
|---------------|------------|----------|-----------|-----------|----------|-----------|
|               | PTS        | 1STS     | YDS       | PTS       | 1STS     | YDS       |
| @Middle Tenn. | 7          | 3        | 75        | 0         | 2        | 31        |
| Alabama A&M   |            |          |           |           |          |           |
| Kansas State  |            |          |           |           |          |           |
| Alabama       |            |          |           |           |          |           |
| @Florida      |            |          |           |           |          |           |
| Georgia       |            |          |           |           |          |           |
| @Ole Miss     |            |          |           |           |          |           |
| @S. Carolina  |            |          |           |           |          |           |
| W. Kentucky   |            |          |           |           |          |           |
| Kentucky      |            |          |           |           |          |           |
| Missouri      |            |          |           |           |          |           |
| @Tennessee    |            |          |           |           |          |           |
| <b>TOTALS</b> | <b>7</b>   | <b>3</b> | <b>75</b> | <b>0</b>  | <b>2</b> | <b>31</b> |

### Second Half-Opening Drives

| OPP           | VANDERBILT |          |           | OPPONENTS |          |          |
|---------------|------------|----------|-----------|-----------|----------|----------|
|               | PTS        | 1STS     | YDS       | PTS       | 1STS     | YDS      |
| @Middle Tenn. | 7          | 0        | 80        | 0         | 0        | 9        |
| Alabama A&M   |            |          |           |           |          |          |
| Kansas State  |            |          |           |           |          |          |
| Alabama       |            |          |           |           |          |          |
| @Florida      |            |          |           |           |          |          |
| Georgia       |            |          |           |           |          |          |
| @Ole Miss     |            |          |           |           |          |          |
| @S. Carolina  |            |          |           |           |          |          |
| W. Kentucky   |            |          |           |           |          |          |
| Kentucky      |            |          |           |           |          |          |
| Missouri      |            |          |           |           |          |          |
| @Tennessee    |            |          |           |           |          |          |
| <b>TOTALS</b> | <b>7</b>   | <b>0</b> | <b>80</b> | <b>0</b>  | <b>0</b> | <b>9</b> |

### Scoring Drive Superlatives

Most Plays/Result  
 Most Yards/Result  
 Most Time/Result

**VANDERBILT**  
 14/FGA at Middle Tenn.  
 80/TD at Middle Tenn.  
 7:43/TD at Middle Tenn.

**OPPONENT**  
 8/TO Downs at Middle Tenn.  
 52/TO Downs at Middle Tenn.  
 4:05/TO Downs at Middle Tenn.

**The Last Vanderbilt Player...**

Player scored 3 TDs \_\_\_\_\_ Ralph Webb vs. Ole Miss (3, 11/19/2016)  
 Player scored 4 TDs or more \_\_\_\_\_ Earl Bennett vs. Kentucky (5, 11/12/2005)  
 QB passes for 3 TDs \_\_\_\_\_ Kyle Shumur at Middle Tenn. (3, 9/2/2017)  
 QB passes for 4+ TDs \_\_\_\_\_ Johnny McCrary vs. Old Dominion (5, 11/1/2014)  
 QB passed for 200-299 yards \_\_\_\_\_ Kyle Shumur vs. Ole Miss (273, 11/19/2016)  
 QB passed for 300-399 yards \_\_\_\_\_ J. McCrary vs. Austin Peay (368, 9/19/2015)  
 QB passed for 400+ yards \_\_\_\_\_ Kyle Shumur vs. Tennessee (416, 11/26/2016)  
 70+ yard reception \_\_\_\_\_ Shumur to Webb at Middle Tenn. (73, 9/2/2017)  
 Rushed for 100-199 yards \_\_\_\_\_ Ralph Webb vs. NC State (111, 12/26/2016)  
 Rushed for 200-299 yards \_\_\_\_\_ Ralph Webb vs. Middle Tennessee (211, 9/10/2016)  
 Rushed for 300+ yards \_\_\_\_\_ Frank Mordica vs. Air Force (321, 11/18/1978)  
 70+ yard rush \_\_\_\_\_ Ralph Webb at Florida (74, 11/7/2015)  
 Rushed for 3+ TD \_\_\_\_\_ Ralph Webb vs. Ole Miss (3, 11/19/2016)  
 Receiver had 100-199 yards \_\_\_\_\_ Ralph Webb at Middle Tenn. (104, 9/2/2017)  
 Receiver had 200+ yards \_\_\_\_\_ Trent Sherfield vs. Austin Peay (240, 9/1/2015)  
 Had 3+ TD receptions \_\_\_\_\_ Earl Bennett vs. Richmond (3, 9/1/2007)  
 Returned kickoff for TD \_\_\_\_\_ Darrius Sims vs. South Carolina (100, 9/12/2014)  
 Returned punt for TD \_\_\_\_\_ Jonathan Krause at Wake Forest (83, 11/24/2012)  
 Returned INT for TD \_\_\_\_\_ Oren Burks vs. Kentucky (30, 11/14/2015)  
 Returned fumble for TD \_\_\_\_\_ Taurean Ferguson at Kentucky (22, 10/8/2016)  
 Kicked three or more FGs \_\_\_\_\_ Tommy Openshaw at Auburn (3, 11/5/2016)  
 Kicked 50+ yard FG \_\_\_\_\_ Tommy Openshaw vs. NC State (52, 12/26/2016)  
 Had 70+ yard punt \_\_\_\_\_ Tommy Openshaw vs. Missouri (78, 10/24/2015)  
 Recorded 10+ tackles \_\_\_\_\_ White, Cunningham vs. Tennessee (10, 11/26/2016)  
 Recorded 3+ tackles for loss Odeyingbo, Wright at Middle Tenn. (3.0, 9/2/2017)  
 Recorded 3+ sacks \_\_\_\_\_ Charles Wright at Middle Tenn. (3.0, 9/2/2017)  
 Blocked opponent punt \_\_\_\_\_ Andrew Rector vs. Kentucky (11/14/2015)  
 Returned blocked punt for TD \_\_\_\_\_ Stephen Weatherly vs. UMass (11, 9/13/2014)  
 Blocked opponent FG \_\_\_\_\_ Zach Cunningham at Auburn (11/5/2016)  
 Blocked a PAT attempt \_\_\_\_\_ Nifae Lealao at Middle Tenn. (9/2/2017)  
 Scored on safety \_\_\_\_\_ Team vs. Middle Tennessee (9/10/2016)

**The Last Time Vanderbilt...**

Achieved 30+ first downs \_\_\_\_\_ vs. Old Dominion (33, 11/1/2014)  
 Topped 500+ Yards in Total Offense \_\_\_\_\_ vs. Tennessee (608, 11/26/2016)  
 300 or more passing yards \_\_\_\_\_ vs. Austin Peay (394, 9/19/2015)  
 400 or more passing yards \_\_\_\_\_ vs. Tennessee (416, 11/26/2016)  
 Rushed for 200-299 yards \_\_\_\_\_ vs. Middle Tennessee (231, 9/10/2016)  
 Rushed for 300-399 yards \_\_\_\_\_ vs. Tennessee State (358, 10/22/2016)  
 Rushed for 400+ yards \_\_\_\_\_ vs. Presbyterian (410, 9/15/2012)  
 Scored 40 points or more \_\_\_\_\_ vs. Tennessee (45, 11/26/2016)  
 Held foe under 100 total yards \_\_\_\_\_ vs. Chattanooga (93, 9/6/2003)  
 Held foe to less than 200 total yards \_\_\_\_\_ vs. Missouri (188, 10/24/2015)  
 Held foe under 100 rushing yards \_\_\_\_\_ at Middle Tenn. (49, 9/2/2017)  
 Held foe under 100 passing yards \_\_\_\_\_ at Kentucky (49, 10/8/2016)  
 Held foe scoreless \_\_\_\_\_ at Kentucky (40-0, 11/3/2012)

**The Last Opposing Player...**

Player scored 3 TDs \_\_\_\_\_ Jaylen Samuels (3, 12/26/16)  
 Player scored 4 TDs or more \_\_\_\_\_ Justin Boyles Duke (4, 10/28/2006)  
 QB passes for 3 TDs \_\_\_\_\_ Ryan Finley (3, 12/26/2016)  
 QB passes for 4+ TDs \_\_\_\_\_ Johnny Manziel at Texas A&M (4, 10/26/2013)  
 QB passed for 200-299 yards \_\_\_\_\_ Ryan Finley vs. NC State (235, 12/26/2016)  
 QB passed for 300-399 yards \_\_\_\_\_ Joshua Dobbs vs. Tennessee (340, 11/26/2016)  
 QB passed for 400+ yards \_\_\_\_\_ Bo Wallace Ole Miss (403, 11/10/2012)  
 70+ yard reception \_\_\_\_\_ Lock to Moore at Missouri (82, 11/12/2016)  
 Rushed for 100-199 yards \_\_\_\_\_ Josh Malone vs. Tennessee (121, 11/26/2016)  
 Rushed for 200+ yards \_\_\_\_\_ Arian Foster Tennessee (223, 11/19/2005)  
 Rushed for 3+ TDs \_\_\_\_\_ Dedrick Mills at Georgia Tech (3, 9/17/2016)  
 70+ yard rush \_\_\_\_\_ Pharoh Cooper vs. So. Carolina (70, 9/20/2014)  
 Receiver had 100-199 yards \_\_\_\_\_ Richie James at Middle Tenn. (112, 9/2/2017)  
 Receiver had 200+ yards \_\_\_\_\_ Craig Yeast Kentucky (269, 11/13/1998)  
 Had 3+ TD receptions \_\_\_\_\_ Jaylen Samuels vs. NC State (3, 12/26/2016)  
 Returned kickoff for TD \_\_\_\_\_ Nyheim Hines vs. NC State (100, 12/26/2016)  
 Returned punt for TD \_\_\_\_\_ Cameron Sutton at Tennessee (85, 11/28/2015)  
 Returned INT for TD \_\_\_\_\_ Niles Clark vs. NC State (32, 12/26/2016)  
 Returned fumble for TD \_\_\_\_\_ Christian Holmes at Miss. State (51, 11/22/2014)  
 Kicked at least three FGs \_\_\_\_\_ Daniel Carlson at Auburn (3, 11/5/2016)  
 Kicked 50+ yard FG \_\_\_\_\_ Daniel Carlson at Auburn (53, 11/5/2016)  
 Had 70+ yard punt \_\_\_\_\_ Ryan Janvion vs. Wake Forest (71, 11/30/2013)  
 Recorded 10+ total tackles \_\_\_\_\_ Darrell Williams at Auburn (11, 11/5/2016)  
 Recorded 3+ tackles for loss \_\_\_\_\_ Chris Johnson at WKU (4.0, 9/24/2016)  
 Blocked VU punt \_\_\_\_\_ Drell Greene at WKU (9/24/2016)  
 Returned blocked punt for TD \_\_\_\_\_ L. Mathis vs. Charleston So. (17., 10/11/2014)  
 Blocked VU FG \_\_\_\_\_ Sharrif Floyd Florida (11/5/2011)  
 Scored on VU safety \_\_\_\_\_ Team at Tennessee (11/28/2015)

**The Last VU Opponent...**

Achieved 30+ first downs in game \_\_\_\_\_ Ole Miss (30, 9/26/2015)  
 Topped 500+ Yards in Total Offense \_\_\_\_\_ Tennessee (516, 11/26/2016)  
 300 or more passing yards \_\_\_\_\_ Tennessee (340, 11/26/2016)  
 400 or more passing yards \_\_\_\_\_ Ole Miss, (403 yds., 11/10/2012)  
 Rushed for 200-299 yards \_\_\_\_\_ at Auburn (271, 11/5/2016)  
 Rushed for 300-399 yards \_\_\_\_\_ Tennessee (331, 11/28/2015)  
 Rushed for 400+ yards \_\_\_\_\_ vs. Georgia Tech (404, 10/31/2009)  
 Scored 40 points or more \_\_\_\_\_ vs. NC State (41, 12/26/2016)  
 Held Vanderbilt under 200 total yards \_\_\_\_\_ at Georgia (171, 10/15/2016)  
 Held Vanderbilt under 100 rushing yards \_\_\_\_\_ at Middle Tenn. (71, 9/2/2017)  
 Held Vanderbilt under 100 passing yards \_\_\_\_\_ vs. South Carolina (73, 9/1/2016)  
 Held Vanderbilt scoreless \_\_\_\_\_ vs. Texas A&M (25-0, 11/21/2015)



**Vanderbilt Individual Season-Highs**

|                     |          |                                  |
|---------------------|----------|----------------------------------|
| Rush Attempts       | 24       | Ralph Webb, @Middle Tenn.        |
| Yards Rushing       | 49       | Ralph Webb, @Middle Tenn.        |
| TD Rushes           | 1        | Ralph Webb, @Middle Tenn.        |
| Long Rush           | 9        | Ralph Webb, @Middle Tenn.        |
| Pass Attempts       | 28       | Kyle Shurmur, @Middle Tenn.      |
| Pass Completions    | 20       | Kyle Shurmur, @Middle Tenn.      |
| Yards Passing       | 296      | Kyle Shurmur, @Middle Tenn.      |
| TD Passes           | 3        | Kyle Shurmur, @Middle Tenn.      |
| Long Pass           | 73       | Kyle Shurmur, @Middle Tenn.      |
| Receptions          | 4        | Trent Sherfield, @Middle Tenn.   |
| Yards Receiving     | 104      | Ralph Webb, @Middle Tenn.        |
| TD Receptions       | 2        | Kalija Lipscomb, @Middle Tenn.   |
| Long Reception      | 73       | Ralph Webb, @Middle Tenn.        |
| Field Goals         |          |                                  |
| Long Field Goal     |          |                                  |
| Punts               | 7        | Sam Loy, @Middle Tenn.           |
| Punting Avg.        | 41.9     | Sam Loy, @Middle Tenn.           |
| Long Punt           | 52       | Sam Loy, @Middle Tenn.           |
| Punts Inside 20     | 1        | Sam Loy, @Middle Tenn.           |
| Long Punt Return    |          |                                  |
| Long Kickoff Return |          |                                  |
| Tackles             | 6 (2x)   | White, E. Smith, @Middle Tenn.   |
| Sacks               | 3.0      | Charles Wright, @Middle TN       |
| Tackles for Loss    | 3.0 (2x) | Odeyingbo, Wright, @Middle Tenn. |
| Interceptions       | 1        | Bryce Lewis, @Middle Tenn.       |

**Vanderbilt Team Game-Highs**

|                      |      |                   |
|----------------------|------|-------------------|
| Rushes               | 35   | @Middle Tennessee |
| Yards Rushing        | 71   | @Middle Tennessee |
| Yards per Rush       | 2.0  | @Middle Tennessee |
| TD Rushes            | 1    | @Middle Tennessee |
| Pass Attempts        | 28   | @Middle Tennessee |
| Pass Completions     | 20   | @Middle Tennessee |
| Yards Passing        | 296  | @Middle Tennessee |
| Yards per Pass Comp. | 14.8 | @Middle Tennessee |
| TD Passes            | 3    | @Middle Tennessee |
| Total Plays          | 63   | @Middle Tennessee |
| Total Offense        | 367  | @Middle Tennessee |
| Yards per Play       | 5.8  | @Middle Tennessee |
| Points               | 28   | @Middle Tennessee |
| Sacks By             | 5    | @Middle Tennessee |
| First Downs          | 15   | @Middle Tennessee |
| Penalties            | 6    | @Middle Tennessee |
| Penalty Yards        | 69   | @Middle Tennessee |
| Turnovers            |      |                   |
| Interceptions By     | 1    | @Middle Tennessee |
| Punts                | 7    | @Middle Tennessee |
| Punting Avg.         | 41.9 | @Middle Tennessee |
| Long Punt            | 52   | @Middle Tennessee |
| Punts Inside 20      | 1    | @Middle Tennessee |

**Vanderbilt's Longest Plays**

|                     |    |                   |
|---------------------|----|-------------------|
| Rushing             | 9  | @Middle Tennessee |
| Passing             | 73 | @Middle Tennessee |
| Field Goal          |    |                   |
| Punt                | 52 | @Middle Tennessee |
| Punt Return         |    |                   |
| Kickoff Return      |    |                   |
| Interception Return | 28 | @Middle Tennessee |
| Fumble Return       |    |                   |

**Opponent Individual Season-Highs**

|                     |      |                                 |
|---------------------|------|---------------------------------|
| Rush Attempts       | 7    | Maurice Gordon, @Middle Tenn.   |
| Yards Rushing       | 31   | Maurice Gordon, @Middle Tenn.   |
| TD Rushes           |      |                                 |
| Long Rush           | 12   | James Richies, @Middle Tenn.    |
| Pass Attempts       | 31   | Brent Stockstill, @Middle Tenn. |
| Pass Completions    | 18   | Brent Stockstill, @Middle Tenn. |
| Yards Passing       | 166  | Brent Stockstill, @Middle Tenn. |
| TD Passes           | 1    | Brent Stockstill, @Middle Tenn. |
| Long Pass           | 31   | Brent Stockstill, @Middle Tenn. |
| Receptions          | 10   | Richie James, @Middle Tenn.     |
| Yards Receiving     | 112  | Richie James, @Middle Tenn.     |
| TD Receptions       | 1    | Richie James, @Middle Tenn.     |
| Long Reception      | 31   | Richie James, @Middle Tenn.     |
| Field Goals         |      |                                 |
| Long Field Goal     |      |                                 |
| Punts               | 6    | Matt Bonadies, @Middle Tenn.    |
| Punting Avg.        | 42.0 | Brent Stockstill, @Middle Tenn. |
| Long Punt           | 52   | Matt Bonadies, @Middle Tenn.    |
| Punts Inside 20     | 1    | Brent Stockstill, @Middle Tenn. |
| Long Punt Return    | 20   | Richie James, @Middle Tenn.     |
| Long Kickoff Return |      |                                 |
| Tackles             | 8    | Wesley Bush, @Middle Tenn.      |
| Sacks               | 1.0  | Walter Brady, @Middle Tenn.     |
| Tackles for Loss    | 1.5  | Malik Manciel, @Middle Tenn.    |
| Interceptions       |      |                                 |

**Opponent Team Game-Highs**

|                      |      |                   |
|----------------------|------|-------------------|
| Rushes               | 26   | @Middle Tennessee |
| Yards Rushing        | 49   | @Middle Tennessee |
| Yards per Rush       | 1.9  | @Middle Tennessee |
| TD Rushes            |      |                   |
| Pass Attempts        | 31   | @Middle Tennessee |
| Pass Completions     | 18   | @Middle Tennessee |
| Yards Passing        | 166  | @Middle Tennessee |
| Yards per Pass Comp. | 9.2  | @Middle Tennessee |
| TD Passes            | 1    | @Middle Tennessee |
| Total Plays          | 57   | @Middle Tennessee |
| Total Offense        | 215  | @Middle Tennessee |
| Yards per Play       | 3.8  | @Middle Tennessee |
| Points               | 6    | @Middle Tennessee |
| Sacks By             | 1    | @Middle Tennessee |
| First Downs          | 14   | @Middle Tennessee |
| Penalties            | 4    | @Middle Tennessee |
| Penalty Yards        | 14   | @Middle Tennessee |
| Turnovers            | 1    | @Middle Tennessee |
| Interceptions By     |      |                   |
| Punts                | 7    | @Middle Tennessee |
| Punting Avg.         | 40.7 | @Middle Tennessee |
| Long Punt            | 52   | @Middle Tennessee |
| Punts Inside 20      | 1    | @Middle Tennessee |

**Opponent's Longest plays**

|                     |    |                   |
|---------------------|----|-------------------|
| Rushing             | 19 | @Middle Tennessee |
| Passing             | 31 | @Middle Tennessee |
| Field Goal          |    |                   |
| Punt                | 52 | @Middle Tennessee |
| Punt Return         | 20 | @Middle Tennessee |
| Kickoff Return      |    |                   |
| Interception Return |    |                   |
| Fumble Return       |    |                   |



## 2017 VANDERBILT COMMODORES

| Roster A-Z |                       |      | #  | Name               | Pos. | Ht.  | Wt. | Year | CL | Hometown/High School (Other)                  |
|------------|-----------------------|------|----|--------------------|------|------|-----|------|----|---|
| #          | Name                  | Pos. | 2  | Arnold Tarpley III | S    | 6-1  | 203 | SR   | 3L | Pittsburgh, Pa./Central Catholic              |
| 17         | Feleti Afemui         | LB   | 2  | Deuce Wallace      | QB   | 6-2  | 210 | R-FR | RS | Sevierville, Tenn./Sevier County              |
| 18         | Colin Anderson        | LB   | 3  | Taurean Ferguson   | CB   | 5-9  | 190 | R-SR | 3L | Jonesboro, Ga./Jonesboro                      |
| 78         | Bryce Bailey          | OL   | 3  | Shawn Stankavage   | QB   | 6-2  | 205 | R-JR | RS | Durham, N.C./Cardinal Gibbons                 |
| 38         | Gil Barksdale         | DB   | 4  | Emmanuel Smith     | LB   | 6-2  | 240 | SR   | 3L | Murfreesboro, Tenn./Oakland                   |
| 91         | Drew Birchmeier       | DL   | 4  | Donaven Tennyson   | WR   | 5-10 | 170 | SO   | 1L | Richmond, Va./Benedictine College Prep        |
| 23         | Khari Blasingame      | RB   | 5  | Ke'Shawn Vaughn    | RB   | 5-10 | 215 | JR   | TR | Nashville, Tenn./Pearl-Cohn/Illinois          |
| 81         | James Bostic          | WR   | 5  | LaDarius Wiley     | S    | 6-1  | 210 | R-JR | 2L | Los Angeles, Calif./Cathedral                 |
| 92         | Jonah Buchanan        | DL   | 6  | Zaire Jones        | S    | 6-0  | 200 | R-FR | RS | Meridian, Miss./Meridian                      |
| 20         | Oren Burks            | LB   | 7  | Dimitri Moore      | LB   | 6-3  | 215 | FR   | HS | Cedar Hill, Texas/Cedar Hill                  |
| 74         | Cole Clemens          | OL   | 7  | Ralph Webb         | RB   | 5-10 | 202 | R-SR | 3L | Gainesville, Fla./Gainesville                 |
| 77         | Devin Cochran         | OL   | 8  | Joejuan Williams   | CB   | 6-3  | 208 | SO   | 1L | Nashville, Tenn./Father Ryan/Hendersonville   |
| 82         | Turner Cockrell       | TE   | 9  | Caleb Peart        | LB   | 6-1  | 235 | R-SO | 1L | Chandler, Ariz./Hamilton                      |
| 35         | Frank Coppet          | DB   | 9  | Caleb Scott        | WR   | 6-2  | 202 | SR   | 3L | Suwanee, Ga./North Gwinnett                   |
| 22         | Josh Crawford         | RB   | 10 | Dayo Odeyingbo     | DL   | 6-6  | 250 | FR   | HS | Irving, Texas/Carrollton Ranchview            |
| 12         | Tae Daley             | DB   | 10 | Trent Sherfield    | WR   | 6-1  | 205 | SR   | 3L | Danville, Ill./Danville                       |
| 96         | Darion DeBrossard     | OL   | 11 | Charles Wright     | LB   | 6-3  | 240 | R-JR | 2L | Irvine, Calif./Beckman                        |
| 52         | Brayden DeVault-Smith | LB   | 12 | Tae Daley          | DB   | 6-0  | 185 | FR   | HS | Warner Robins, Ga./Northside                  |
| 76         | Egidio DellaRipa      | OL   | 12 | Jacob Free         | QB   | 6-4  | 215 | FR   | HS | Brantley, Ala./Brantley                       |
| 84         | Sam Dobbs             | TE   | 13 | Jackson Winrow     | WR   | 6-1  | 195 | R-FR | RS | Shawnee, Okla./Shawnee                        |
| 19         | C.J. Duncan           | WR   | 14 | Kyle Shurmur       | QB   | 6-4  | 227 | JR   | 2L | Philadelphia, Pa./La Salle College            |
| 99         | Stone Edwards         | DL   | 14 | Ryan White         | S    | 5-10 | 190 | GR   | 3L | Louisville, Ky./Trinity                       |
| 36         | Trey Ellis            | WR   | 15 | Elijah Hamilton    | DB   | 6-2  | 200 | R-FR | RS | Roswell, Ga./Blessed Trinity Catholic         |
| 3          | Taurean Ferguson      | CB   | 15 | Alex Stump         | WR   | 6-3  | 210 | R-SO | TR | Avon, Ohio/St. Edward/Ohio State              |
| 55         | David Floyd           | OL   | 16 | Kalija Lipscomb    | WR   | 6-1  | 200 | SO   | 1L | New Orleans, La./Jesuit                       |
| 12         | Jacob Free            | QB   | 17 | Feleti Afemui      | LB   | 6-3  | 235 | FR   | HS | Kahului, Hawaii/Maui                          |
| 28         | Allan George          | DB   | 17 | Tommy Openshaw     | K    | 6-2  | 200 | GR   | 3L | Jacksonville, Fla./Creekside                  |
| 27         | Jaire George          | FB   | 18 | Colin Anderson     | LB   | 6-2  | 215 | FR   | HS | Florence, Ala./Brooks                         |
| 75         | Bailey Granier        | OL   | 18 | Hayden Pegley      | QB   | 6-1  | 190 | FR   | HS | Atherton, Calif./Menlo School                 |
| 40         | Jordan Griffin        | LB   | 19 | C.J. Duncan        | WR   | 5-11 | 203 | R-SR | 3L | Montgomery, Ala./St. James School             |
| 98         | Ryley Guay            | K    | 19 | Sam Loy            | P    | 6-1  | 190 | SO   | 1L | San Clemente, Calif./Santa Margarita Catholic |
| 15         | Elijah Hamilton       | DB   | 20 | Oren Burks         | LB   | 6-3  | 230 | R-SR | 3L | Fairfax Station, Va./South County             |
| 24         | Randall Haynie        | DB   | 21 | Donovan Sheffield  | CB   | 6-0  | 190 | JR   | 2L | Nashville, Tenn./Ensworth                     |
| 42         | Kenny Hebert          | LB   | 22 | Josh Crawford      | RB   | 5-10 | 198 | JR   | 2L | Montgomery, Ala./Edgewood Acad.               |
| 31         | Tre Herndon           | DB   | 23 | Khari Blasingame   | RB   | 6-1  | 235 | R-JR | 2L | Huntsville, Ala./Buckhorn                     |
| 33         | Jay Hockaday          | LB   | 24 | Randall Haynie     | DB   | 6-0  | 185 | FR   | HS | Fort Lauderdale, Fla./Cardinal Gibbons        |
| 6          | Zaire Jones           | S    | 25 | Josh Smith         | LB   | 6-4  | 240 | JR   | 2L | Murfreesboro, Tenn./Oakland                   |
| 65         | Braden Kopp           | OL   | 26 | Andrew Rector      | S    | 6-0  | 205 | JR   | 2L | Nashville, Tenn./Father Ryan                  |
| 77         | Nifae Lealao          | DL   | 27 | Jaire George       | FB   | 6-1  | 230 | R-SO | RS | Hyattville, Md./DeMatha Catholic HS           |
| 59         | John Learned          | OL   | 28 | Allan George       | DB   | 6-1  | 185 | FR   | HS | Andalusia, Ala./Andalusia                     |
| 30         | Bryce Lewis           | CB   | 28 | Dallas Rivers      | RB   | 6-1  | 225 | SR   | 3L | Stone Mountain, Ga./Stephenson                |
| 16         | Kalija Lipscomb       | WR   | 29 | Austin Quillen     | S    | 5-11 | 190 | R-FR | RS | Jenks, Okla./Jenks                            |
| 19         | Sam Loy               | P    | 30 | Bryce Lewis        | CB   | 6-0  | 185 | R-JR | 2L | Lilburn, Ga./Parkview                         |
| 83         | Nathan Marcus         | TE   | 31 | Tre Herndon        | CB   | 6-1  | 188 | SR   | 3L | Chattanooga, Tenn./East Hamilton              |
| 45         | Cody Markel           | TE   | 32 | Jamauri Wakefield  | RB   | 6-1  | 220 | R-FR | RS | Jacksonville, Fla./Providence                 |
| 49         | Alex Maxey            | SN   | 33 | Jay Hockaday       | LB   | 6-3  | 230 | R-SO | 1L | Nashville, Tenn./Christ Presbyterian Acad.    |
| 54         | Kade Mayle            | DL   | 34 | Dare Odeyingbo     | DE   | 6-2  | 272 | JR   | 2L | Irving, Texas/Cistercian Prep                 |
| 39         | Bailey McElwain       | FB   | 35 | Frank Coppet       | DB   | 5-11 | 185 | R-FR | RS | Fort Lauderdale, Fla./St. Thomas Aquinas      |
| 53         | Sean McMoore          | OL   | 36 | Trey Ellis         | WR   | 5-9  | 170 | SR   | 2L | Charlotte, N.C./Ardrey Kell                   |
| 63         | Grant Miller          | OL   | 38 | Gil Barksdale      | DB   | 5-10 | 180 | SO   | 1L | Solon, Ohio/Solon                             |
| 48         | Andre Mintze          | LB   | 39 | Bailey McElwain    | FB   | 6-1  | 238 | SO   | 1L | Trussville, Ala./Hewitt-Trussville            |
| 7          | Dimitri Moore         | LB   | 40 | Jordan Griffin     | LB   | 6-0  | 223 | JR   | 2L | Tampa, Fla./Armwood HS                        |
| 97         | Reid Nelson           | P    | 40 | Baffour Osei       | RB   | 5-8  | 180 | JR   | SQ | Accra, Ghana/Oaks Christian                   |
| 34         | Dare Odeyingbo        | DE   | 42 | Kenny Hebert       | LB   | 6-4  | 228 | R-FR | RS | New Orleans, La./Holy Cross                   |
| 10         | Dayo Odeyingbo        | DL   | 44 | Jalen Pinkney      | DL   | 6-4  | 230 | FR   | HS | Norcross, Ga./Norcross                        |
|            |                       |      | 45 | Cody Markel        | TE   | 6-5  | 245 | R-FR | RS | Middleton, Wisc./Middleton                    |



## 2017 VANDERBILT COMMODORES

| #  | Name                  | Pos.  | Ht.  | Wt. | Year | CL | Hometown/High School (Other)                         |
|----|-----------------------|-------|------|-----|------|----|--|
| 46 | Keithian Starling     | WR    | 6-0  | 180 | FR   | HS | Nashville, Tenn./Nashville Christian                 |
| 47 | Tommy Schiager        | FB/SN | 6-0  | 220 | R-FR | RS | Portland, Ore./Sunset                                |
| 48 | Andre Mintze          | LB    | 6-3  | 235 | R-FR | RS | Philadelphia, Pa./Imhotep Institute                  |
| 49 | Alex Maxey            | SN    | 5-11 | 180 | FR   | HS | Phoenix, Ariz./Pinnacle                              |
| 49 | Jonathan Wynn         | DE    | 6-5  | 265 | R-SR | 3L | Stone Mountain, Ga./Stephenson                       |
| 51 | Scott Sypniewski      | LS    | 6-1  | 231 | GR   | TR | Ottawa, Ill./Marquette/Michigan                      |
| 52 | Brayden DeVault-Smith | LB    | 6-3  | 208 | FR   | HS | Nashville, Tenn./Pearl-Cohn                          |
| 53 | Sean McMoore          | OL    | 6-4  | 305 | R-FR | RS | Kapolei, Hawaii/Kapolei                              |
| 54 | Kade Mayle            | DL    | 6-2  | 255 | JR   | SQ | McConnelsville, Ohio/Morgan                          |
| 55 | David Floyd           | OL    | 6-5  | 300 | R-FR | RS | Nashville, Tenn./Lipscomb Academy                    |
| 56 | Saige Young           | OL    | 6-4  | 315 | SO   | TR | Versailles, Ky./Woodford Co./Dodge City CC           |
| 57 | Ean Pfeifer           | OL    | 6-4  | 300 | R-SO | 1L | Bentonville, Ark./Bentonville                        |
| 57 | Josiah Sa'o           | DL    | 6-2  | 295 | R-FR | RS | San Diego, Calif./Kearney                            |
| 58 | Justin Skule          | OL    | 6-6  | 315 | JR   | 2L | Clifton, Va./Centreville                             |
| 59 | John Learned          | OL    | 6-3  | 285 | FR   | HS | Gulf Breeze, Fla./Gulf Breeze                        |
| 61 | Bruno Reagan          | OL    | 6-3  | 315 | R-JR | 2L | Clarksville, Tenn./Clarksville                       |
| 63 | Grant Miller          | OL    | 6-4  | 260 | FR   | HS | Fort Lauderdale, Fla./St. Thomas Aquinas             |
| 65 | Braden Kopp           | OL    | 6-5  | 285 | R-FR | RS | Houston, Texas/Houston Christian                     |
| 66 | Cameron Robinson      | DL    | 6-0  | 300 | FR   | HS | Mobile, Ala./Murphy                                  |
| 71 | Jared Southers        | OL    | 6-5  | 310 | R-SO | 1L | South Orange, N.J./Seton Hall Prep                   |
| 73 | Johnathan Stewart     | OL    | 6-8  | 305 | FR   | HS | Lawrenceville, Ga./Mountain View                     |
| 74 | Cole Clemens          | OL    | 6-6  | 305 | FR   | HS | South Jordan, Utah/Bingham                           |
| 74 | Jay Woods             | DL    | 6-3  | 285 | R-SR | 3L | Jackson, Ga./Jackson                                 |
| 75 | Bailey Granier        | OL    | 6-6  | 316 | R-JR | 2L | Galliano, La./South Lafourche                        |
| 76 | Egidio DellaRipa      | OL    | 6-4  | 300 | R-JR | RS | Castaic, Calif./West Ranch/Coll. of the Canyons (CA) |
| 77 | Devin Cochran         | OL    | 6-7  | 305 | R-FR | RS | Norcross, Ga./Greater Atlanta Christian              |
| 77 | Nifae Lealao          | DL    | 6-5  | 312 | SR   | 3L | Sacramento, Calif./Capital Christian                 |
| 78 | Bryce Bailey          | OL    | 6-5  | 305 | FR   | HS | Newburgh, Ind./Castle                                |
| 80 | Jared Pinkney         | TE    | 6-4  | 255 | R-SO | 1L | Norcross, Ga./Norcross                               |
| 81 | James Bostic          | WR    | 6-3  | 208 | FR   | HS | Fort Lauderdale, Fla./Cardinal Gibbons               |
| 82 | Turner Cockrell       | TE    | 6-5  | 230 | R-FR | RS | Acworth, Ga./Allatoona                               |
| 83 | Nathan Marcus         | TE    | 6-5  | 242 | R-SR | 3L | Glen Elyn, Ill./Glenbard West                        |
| 84 | Sam Dobbs             | TE    | 6-4  | 230 | JR   | 2L | Douglasville, Ga./Landmark Christian                 |
| 85 | Chris Pierce          | WR    | 6-4  | 208 | FR   | HS | Smithfield, Va./Smithfield                           |
| 88 | Michael Owusu         | LB    | 6-5  | 228 | FR   | HS | Oxnard, Calif./Oaks Christian                        |
| 90 | Cameron Tidd          | DL    | 6-3  | 290 | R-FR | RS | Greenwood, Ind./Center Grove                         |
| 91 | Drew Birchmeier       | DL    | 6-4  | 295 | R-FR | RS | Midlothian, Va./Cosby                                |
| 92 | Jonah Buchanan        | DL    | 6-4  | 270 | FR   | HS | Honolulu, Hawaii/Iolani                              |
| 96 | Darion DeBrossard     | OL    | 6-4  | 295 | R-SO | 1L | Snellville, Ga./Shiloh                               |
| 97 | Reid Nelson           | P     | 6-2  | 215 | SR   | 1L | Hueytown, Ala./Hueytown HS                           |
| 98 | Ryley Guay            | K     | 5-10 | 190 | SO   | 1L | Naperville, Ill./Benet Academy                       |
| 99 | Stone Edwards         | DL    | 6-5  | 245 | FR   | HS | Hillsborough, N.C./Orange                            |

| Roster A-Z |                   |      |
|------------|-------------------|------|
| #          | Name              | Pos. |
| 17         | Tommy Openshaw    | K    |
| 40         | Baffour Osei      | RB   |
| 88         | Michael Owusu     | LB   |
| 9          | Caleb Peart       | LB   |
| 18         | Hayden Pegley     | QB   |
| 57         | Ean Pfeifer       | OL   |
| 85         | Chris Pierce      | WR   |
| 44         | Jalen Pinkney     | DL   |
| 80         | Jared Pinkney     | TE   |
| 29         | Austin Quillen    | S    |
| 61         | Bruno Reagan      | OL   |
| 26         | Andrew Rector     | S    |
| 28         | Dallas Rivers     | RB   |
| 66         | Cameron Robinson  | DL   |
| 57         | Josiah Sa'o       | DL   |
| 47         | Tommy Schiager    | FB   |
| 9          | Caleb Scott       | WR   |
| 21         | Donovan Sheffield | CB   |
| 10         | Trent Sherfield   | WR   |
| 14         | Kyle Shurmur      | QB   |
| 58         | Justin Skule      | OL   |
| 4          | Emmanuel Smith    | LB   |
| 25         | Josh Smith        | LB   |
| 71         | Jared Southers    | OL   |
| 3          | Shawn Stankavage  | QB   |
| 46         | Keithian Starling | WR   |
| 73         | Jonathan Stewart  | OL   |
| 15         | Alex Stump        | WR   |
| 51         | Scott Sypniewski  | LS   |
| 2          | Arnold Tarpley    | S    |
| 4          | Donaven Tennyson  | WR   |
| 90         | Cameron Tidd      | DL   |
| 5          | Ke'Shawn Vaughn   | RB   |
| 32         | Jamauri Wakefield | RB   |
| 2          | Deuce Wallace     | QB   |
| 7          | Ralph Webb        | RB   |
| 14         | Ryan White        | S    |
| 5          | LaDarius Wiley    | S    |
| 8          | Joejuan Williams  | CB   |
| 13         | Jackson Winrow    | WR   |
| 74         | Jay Woods         | DL   |
| 11         | Charles Wright    | OLB  |
| 49         | Jonathan Wynn     | DE   |
| 56         | Saige Young       | OL   |

### Pronunciations

#### PLAYERS

Feleti (**fuh-le-TAY**) Afemui (**ah-fa-mooee**)  
 Drew Birchmeier (**bersh-meyer**)  
 Khari (**car-EE**) Blasingame  
 Jaire (**JIE-air**) George  
 Bailey Granier (**graun-YAE**)  
 Nifae (**nee-FY**) Lealao (**lay-ah-louuw**)  
 Kalija (**kuh-lie-JUH**) Lipscomb  
 Josiah Sa'o (**sah-O**)  
 Dare (**dar-AY**) Odeyingbo (**O-dang-BO**)

Dayo (**die-OH**) Odeyingbo (**O-dang-BO**)  
 Caleb Peart (**peert**)

#### COACHES

Warren Belin (**BEE-lin**)  
 Gerry (**Jerry**) Gdowski (**guh-DOW-ski**)

### Roster by Class

#### PLAYERS

Seniors - 19  
 Juniors - 20  
 Sophomores - 16  
 RS-Freshmen - 19  
 Freshmen - 24



## VANDERBILT DEPTH CHART

**Kyle Shurmur** | QB

Shurmur tossed three touchdowns in the opener to match a career-best in the win at Middle Tennessee, passing for 296 yards on 20-of-28.

**Dare Odeyingbo** | DL

Odeyingbo spent the majority of the opener in the Middle Tennessee backfield, making three tackles for loss including two sacks.

**Offense**

|           |                       |                  |
|-----------|-----------------------|------------------|
| <b>WR</b> | 10 Trent Sherfield    | 6-1, 205, Sr.    |
|           | 9 Caleb Scott         | 6-2, 202, Sr.    |
|           | 36 Trey Ellis         | 5-9, 170, Sr.    |
| <b>TE</b> | 83 Nathan Marcus      | 6-5, 242, R-Sr.  |
|           | 80 Jared Pinkney      | 6-4, 255, R-So.  |
| <b>LT</b> | 58 Justin Skule       | 6-6, 315, Jr.    |
|           | 74 Cole Clemens       | 6-6, 305, Fr.    |
| <b>LG</b> | 57 Ean Pfeifer        | 6-4, 300, R-So.  |
|           | 56 Saige Young        | 6-4, 315, So.    |
| <b>C</b>  | 61 Bruno Reagan       | 6-3, 315, R-Jr.  |
|           | or 53 Sean McMoore    | 6-4, 305, R-Fr.  |
| <b>RG</b> | 71 Jared Southers     | 6-4, 310, R-So.  |
|           | 76 Egidio DellaRipa   | 6-4, 300, R-Jr.  |
| <b>RT</b> | 77 Devin Cochran      | 6-7, 315, R-Fr.  |
|           | 75 Bailey Granier     | 6-6, 316, R-Jr.  |
| <b>QB</b> | 14 Kyle Shurmur       | 6-4, 227, Jr.    |
|           | 2 Deuce Wallace       | 6-2, 210, R-Fr.  |
| <b>RB</b> | 7 Ralph Webb          | 5-10, 202, R-Sr. |
|           | 23 Khari Blasingame   | 6-1, 235, R-Jr.  |
| <b>FB</b> | 28 Dallas Rivers      | 6-1, 225, Sr.    |
|           | 39 Bailey McElwain    | 6-0, 238, So.    |
| <b>WR</b> | 19 C.J. Duncan        | 5-11, 203, R-Sr. |
|           | or 16 Kalija Lipscomb | 6-1, 200, So.    |

**Defense**

|            |                      |                 |
|------------|----------------------|-----------------|
| <b>DL</b>  | 49 Jonathan Wynn     | 6-4, 265, R-Sr. |
|            | 57 Josiah Sa'o       | 6-2, 295, R-Fr. |
| <b>DL</b>  | 77 Nifae Lealao      | 6-5, 315, Sr.   |
|            | 34 Dare Odeyingbo    | 6-2, 272, Jr.   |
| <b>DL</b>  | 74 Jay Woods         | 6-3, 285, R-Sr. |
|            | 90 Cameron Tidd      | 6-3, 290, R-Fr. |
| <b>OLB</b> | 11 Charles Wright    | 6-3, 240, R-Jr. |
|            | 48 Andre Mintze      | 6-3, 235, R-Fr. |
| <b>ILB</b> | 4 Emmanuel Smith     | 6-2, 235, Sr.   |
|            | 40 Jordan Griffin    | 6-0, 223, Jr.   |
| <b>ILB</b> | 20 Oren Burks        | 6-3, 230, R-Sr. |
|            | 33 Jay Hockaday      | 6-3, 230, R-So. |
| <b>OLB</b> | 25 Josh Smith        | 6-3, 240, Jr.   |
|            | 9 Caleb Peart        | 6-1, 235, R-So. |
| <b>CB</b>  | 31 Tre Herndon       | 6-1, 188, Sr.   |
|            | 30 Bryce Lewis       | 6-0, 185, R-Jr. |
| <b>SS</b>  | 14 Ryan White        | 5-10, 190, Gr.  |
|            | 6 Zaire Jones        | 6-0, 200, R-Fr. |
| <b>FS</b>  | 2 Arnold Tarpley     | 6-1, 203, Sr.   |
|            | or 5 LaDarius Wiley  | 6-1, 205, R-Jr. |
| <b>CB</b>  | 8 Joejuan Williams   | 6-3, 208, So.   |
|            | 21 Donovan Sheffield | 5-11, 190, Jr.  |

**Special Teams**

|          |                   |                |           |                      |                  |
|----------|-------------------|----------------|-----------|----------------------|------------------|
| <b>K</b> | 17 Tommy Openshaw | 6-2, 200, Gr.  | <b>PR</b> | 16 Kalija Lipscomb   | 6-1, 200, So.    |
|          | 98 Ryley Guay     | 5-10, 190, So. |           | 19 C.J. Duncan       | 5-11, 203, R-Sr. |
| <b>P</b> | 19 Sam Loy        | 6-1, 190, So.  | <b>KR</b> | 16 Kalija Lipscomb   | 6-1, 200, So.    |
|          | 97 Reid Nelson    | 6-2, 215, Sr.  |           | 32 Jamauri Wakefield | 6-1, 220, R-Fr.  |
| <b>H</b> | 97 Reid Nelson    | 6-2, 215, Sr.  | <b>SN</b> | 51 Scott Sypniewski  | 6-1, 220, Gr.    |



**OFF. STARTERS**

|                     | WR        | WR                 | WR/TE/FB | TE      | QB      | RB   | LT    | LG      | C      | RG       | RT      |
|---------------------|-----------|--------------------|----------|---------|---------|------|-------|---------|--------|----------|---------|
| at Middle Tennessee | Sherfield | Marcus (TE) Rivers |          | Pinkney | Shurmur | Webb | Skule | Pfeifer | Reagan | Southers | Cochran |
| Alabama A&M         |           |                    |          |         |         |      |       |         |        |          |         |
| Kansas State        |           |                    |          |         |         |      |       |         |        |          |         |
| Alabama             |           |                    |          |         |         |      |       |         |        |          |         |
| at Florida          |           |                    |          |         |         |      |       |         |        |          |         |
| Georgia             |           |                    |          |         |         |      |       |         |        |          |         |
| at Ole Miss         |           |                    |          |         |         |      |       |         |        |          |         |
| at South Carolina   |           |                    |          |         |         |      |       |         |        |          |         |
| Western Kentucky    |           |                    |          |         |         |      |       |         |        |          |         |
| Kentucky            |           |                    |          |         |         |      |       |         |        |          |         |
| Missouri            |           |                    |          |         |         |      |       |         |        |          |         |
| at Tennessee        |           |                    |          |         |         |      |       |         |        |          |         |

**DEF. STARTERS**

|                     | DL        | DL     | DL   | OLB    | ILB   | ILB      | OLB/NB | CB      | SS    | FS      | CB       |
|---------------------|-----------|--------|------|--------|-------|----------|--------|---------|-------|---------|----------|
| at Middle Tennessee | Odeyingbo | Lealao | Wynn | Wright | Burks | E. Smith | Wiley  | Herndon | White | Tarpley | Williams |
| Alabama A&M         |           |        |      |        |       |          |        |         |       |         |          |
| Kansas State        |           |        |      |        |       |          |        |         |       |         |          |
| Alabama             |           |        |      |        |       |          |        |         |       |         |          |
| at Florida          |           |        |      |        |       |          |        |         |       |         |          |
| Georgia             |           |        |      |        |       |          |        |         |       |         |          |
| at Ole Miss         |           |        |      |        |       |          |        |         |       |         |          |
| at South Carolina   |           |        |      |        |       |          |        |         |       |         |          |
| Western Kentucky    |           |        |      |        |       |          |        |         |       |         |          |
| Kentucky            |           |        |      |        |       |          |        |         |       |         |          |
| Missouri            |           |        |      |        |       |          |        |         |       |         |          |
| at Tennessee        |           |        |      |        |       |          |        |         |       |         |          |

**EXPERIENCE ANALYSIS**

The chart below shows Vanderbilt's offensive and defensive starting lineups over the last five years with numbers representing total starts by classes and percentages of total starts for the entire season.

| Season | G        | SR          | JR          | SO          | FR         | UpperCI% |
|--------|----------|-------------|-------------|-------------|------------|----------|
| 2017   | 1 (1-0)  | 11 (50.0%)  | 6 (27.3%)   | 4 (18.2%)   | 1 (4.6%)   | 77.3%    |
| 2016   | 13 (6-7) | 63 (22.0%)  | 138 (48.3%) | 57 (19.9%)  | 28 (9.8%)  | 70.3%    |
| 2015   | 12 (4-8) | 64 (24.2%)  | 79 (29.9%)  | 107 (40.5%) | 14 (5.3%)  | 54.2%    |
| 2014   | 12 (3-9) | 50 (18.9%)  | 72 (27.3%)  | 67 (25.4%)  | 75 (28.4%) | 46.2%    |
| 2013   | 13 (9-4) | 146 (51.1%) | 62 (21.7%)  | 49 (17.1%)  | 29 (10.1%) | 72.7%    |
| 2012   | 13 (9-4) | 96 (33.6%)  | 122 (42.7%) | 50 (17.5%)  | 18 (6.3%)  | 76.2%    |
| 2011   | 13 (6-7) | 87 (30.4%)  | 106 (37.1%) | 81 (28.3%)  | 12 (4.2%)  | 67.5%    |

**SEASON/CAREER STARTS**

| OFFENSE       | 2017 | 2016 | 2015 | 2014 | 2013 | TOT | STRK | DEFENSE      | 2017 | 2016 | 2015 | 2014 | 2013 | TOT | STRK |
|---------------|------|------|------|------|------|-----|------|--------------|------|------|------|------|------|-----|------|
| R. Webb       | 1    | 13   | 12   | 12   | -    | 38  | 38   | O. Burks     | 1    | 10   | 12   | 7    | -    | 30  | 1    |
| T. Sherfield  | 1    | 7    | 12   | 0    | -    | 20  | 1    | T. Herndon   | 1    | 13   | 12   | 0    | -    | 26  | 26   |
| K. Shurmur    | 1    | 13   | 5    | -    | -    | 19  | 17   | T. Ferguson  | -    | 11   | 1    | 6    | -    | 17  | 0    |
| N. Marcus     | 1    | 12   | 2    | 3    | -    | 18  | 10   | J. Wynn      | 1    | 10   | 4    | 2    | -    | 17  | 4    |
| B. Reagan     | 1    | 13   | 2    | -    | -    | 16  | 16   | N. Lealao    | 1    | 11   | 5    | 0    | -    | 16  | 2    |
| J. Skule      | 1    | 13   | 2    | -    | -    | 16  | 14   | A. Tarpley   | 1    | 7    | 7    | 0    | -    | 15  | 8    |
| C. Scott      | -    | 3    | 9    | 1    | -    | 13  | 0    | R. White     | 1    | 12   | 1    | 1    | -    | 15  | 3    |
| C. Duncan     | 0    | 3    | 0    | 9    | -    | 12  | 0    | J. Woods     | 0    | 0    | 5    | 5    | -    | 10  | 0    |
| E. Pfeifer    | 1    | 9    | -    | -    | -    | 10  | 10   | L. Wiley     | 1    | 7    | 0    | 0    | -    | 8   | 1    |
| K. Lipscomb   | 1    | 8    | -    | -    | -    | 9   | 1    | D. Odeyingbo | 1    | 3    | 0    | -    | -    | 4   | 1    |
| J. Pinkney    | 1    | 7    | -    | -    | -    | 8   | 1    | E. Smith     | 1    | 0    | 2    | 0    | -    | 3   | 1    |
| B. McElwain   | -    | 4    | -    | -    | -    | 4   | 0    | B. Lewis     | 0    | 1    | 0    | -    | -    | 1   | 0    |
| B. Granier    | 0    | 0    | 3    | -    | -    | 3   | 0    | J. Griffin   | 0    | 1    | 0    | -    | -    | 1   | 0    |
| K. Blasingame | 0    | 1    | 1    | -    | -    | 2   | 0    | J. Smith     | 0    | 1    | 0    | -    | -    | 1   | 0    |
| S. Dobbs      | 0    | 1    | 1    | -    | -    | 2   | 0    | J. Williams  | 1    | 0    | -    | -    | -    | 1   | 1    |
| D. Tennyson   | -    | 1    | -    | -    | -    | 1   | 0    | C. Wright    | 1    | 0    | 0    | -    | -    | 1   | 1    |
| D. Cochran    | 1    | -    | -    | -    | -    | 1   | 1    |              |      |      |      |      |      |     |      |
| D. Rivers     | 1    | 0    | 0    | 0    | -    | 1   | 1    |              |      |      |      |      |      |     |      |
| J. Southers   | 1    | 0    | -    | -    | -    | 1   | 1    |              |      |      |      |      |      |     |      |



## 2017 STATISTICS

| SCORE (qtr) | 1ST | 2ND | 3RD | 4TH | OT | TOTAL |
|-------------|-----|-----|-----|-----|----|-------|
| VANDERBILT  | 14  | 7   | 7   | 0   | 0  | 28    |
| OPPONENTS   | 0   | 0   | 0   | 6   | 0  | 6     |

## TEAM STATISTICS

|                                | VANDERBILT      | OPPONENT      |
|--------------------------------|-----------------|---------------|
| <b>SCORING</b>                 | <b>28</b>       | <b>6</b>      |
| Points Per Game                | 28.0            | 6.0           |
| <b>FIRST DOWNS</b>             | <b>15</b>       | <b>14</b>     |
| Rushing                        | 5               | 3             |
| Passing                        | 10              | 8             |
| Penalty                        | 0               | 3             |
| <b>RUSHING YARDAGE</b>         | <b>71</b>       | <b>49</b>     |
| Yards gained rushing           | 85              | 103           |
| Yards lost rushing             | 14              | 54            |
| Rushing Attempts               | 35              | 26            |
| Average Per Rush               | 2.0             | 1.9           |
| Average Per Game               | 71.0            | 49.0          |
| TDs Rushing                    | 1               | 0             |
| <b>PASSING YARDAGE</b>         | <b>296</b>      | <b>166</b>    |
| Att-Comp-Int                   | 28-20-0         | 31-18-1       |
| Average Per Pass               | 10.6            | 5.4           |
| Average Per Catch              | 14.8            | 9.2           |
| Average Per Game               | 296.0           | 166.0         |
| TDs Passing                    | 3               | 1             |
| <b>TOTAL OFFENSE</b>           | <b>367</b>      | <b>215</b>    |
| Total Plays                    | 63              | 57            |
| Average Per Play               | 5.8             | 3.8           |
| Average Per Game               | 367.0           | 215.0         |
| <b>KICK RETURNS: #-Yards</b>   | <b>0-0</b>      | <b>0-0</b>    |
| <b>PUNT RETURNS: #-Yards</b>   | <b>0-0</b>      | <b>3-20</b>   |
| <b>INT RETURNS: #-Yards</b>    | <b>1-28</b>     | <b>0-0</b>    |
| <b>KICK RETURN AVERAGE</b>     | <b>0.0</b>      | <b>0.0</b>    |
| <b>PUNT RETURN AVERAGE</b>     | <b>0.0</b>      | <b>6.7</b>    |
| <b>INT RETURN AVERAGE</b>      | <b>28.0</b>     | <b>0.0</b>    |
| <b>FUMBLES-LOST</b>            | <b>1-0</b>      | <b>1-0</b>    |
| <b>PENALTIES-Yards</b>         | <b>6-69</b>     | <b>4-14</b>   |
| Average Per Game               | 69.0            | 14.0          |
| <b>PUNTS-Yards</b>             | <b>7-293</b>    | <b>7-285</b>  |
| Average Per Punt               | 41.9            | 40.7          |
| Net punt average               | 33.3            | 40.7          |
| <b>TIME OF POSSESSION/Game</b> | <b>36:33</b>    | <b>23:27</b>  |
| <b>3RD-DOWN Conversions</b>    | <b>8/16</b>     | <b>0/12</b>   |
| 3rd-Down Pct                   | 50%             | 0%            |
| <b>4TH-DOWN Conversions</b>    | <b>0/0</b>      | <b>0/2</b>    |
| 4th-Down Pct                   | 0%              | 0%            |
| <b>SACKS BY-Yards</b>          | <b>5-45</b>     | <b>1-6</b>    |
| <b>MISC YARDS</b>              | <b>0</b>        | <b>0</b>      |
| <b>TOUCHDOWNS SCORED</b>       | <b>4</b>        | <b>1</b>      |
| <b>FIELD GOALS-ATTEMPTS</b>    | <b>0-1</b>      | <b>0-0</b>    |
| <b>ON-SIDE KICKS</b>           | <b>0-0</b>      | <b>0-0</b>    |
| <b>RED-ZONE SCORES</b>         | <b>4-6 67%</b>  | <b>0-4 0%</b> |
| <b>RED-ZONE TOUCHDOWNS</b>     | <b>4-6 67%</b>  | <b>0-4 0%</b> |
| <b>PAT-ATTEMPTS</b>            | <b>4-4 100%</b> | <b>0-1 0%</b> |
| <b>ATTENDANCE</b>              | <b>0</b>        | <b>53434</b>  |
| Games/Avg Per Game             | 0/0             | 2/26717       |

## GAME RESULTS

| DATE  | OPPONENT          | W/L SCORE | OVERALL | CONF. | TIME | ATT.  |
|-------|-------------------|-----------|---------|-------|------|-------|
| 9/2   | at Middle Tenn.   | W, 28-6   | 1-0     | 0-0   | 3:09 | 26717 |
| 9/9   | Alabama A&M       |           |         |       |      |       |
| 9/16  | Kansas State      |           |         |       |      |       |
| 9/23  | Alabama           |           |         |       |      |       |
| 9/30  | at Florida        |           |         |       |      |       |
| 10/7  | Georgia           |           |         |       |      |       |
| 10/14 | at Ole Miss       |           |         |       |      |       |
| 10/28 | at South Carolina |           |         |       |      |       |
| 11/4  | W. Kentucky       |           |         |       |      |       |
| 11/11 | Kentucky          |           |         |       |      |       |
| 11/18 | Missouri          |           |         |       |      |       |
| 11/25 | at Tennessee      |           |         |       |      |       |

## INDIVIDUAL STATISTICS

| PASSING      | GP       | EFF.          | ATT-COMP-INT   | PCT         | YARDS      | TD       | LONG      | AVG/G      |
|--------------|----------|---------------|----------------|-------------|------------|----------|-----------|------------|
| Kyle Shurmur | 1        | 195.59        | 20-28-0        | 71.4        | 296        | 3        | 73        | 296.0      |
| <b>Total</b> | <b>0</b> | <b>195.59</b> | <b>20-28-0</b> | <b>71.4</b> | <b>296</b> | <b>3</b> | <b>73</b> | <b>0.0</b> |
| Opponents    | 0        | 107.24        | 18-31-1        | 58.1        | 166        | 1        | 31        | 0.0        |

| RUSHING       | GP       | ATT       | GAIN      | LOSS      | NET       | AVG        | TD       | LONG     | AVG/G      |
|---------------|----------|-----------|-----------|-----------|-----------|------------|----------|----------|------------|
| Ralph Webb    | 1        | 24        | 54        | 5         | 49        | 2.0        | 1        | 9        | 49.0       |
| K. Blasingame | 1        | 8         | 31        | 0         | 31        | 3.9        | 0        | 8        | 31.0       |
| TEAM          | 1        | 2         | 0         | 3         | -3        | -1.5       | 0        | 0        | -3.0       |
| Kyle Shurmur  | 1        | 1         | 0         | 6         | -6        | -6.0       | 0        | 0        | -6.0       |
| <b>Total</b>  | <b>0</b> | <b>35</b> | <b>85</b> | <b>14</b> | <b>71</b> | <b>2.0</b> | <b>1</b> | <b>9</b> | <b>0.0</b> |
| Opponents     | 0        | 26        | 103       | 54        | 49        | 1.9        | 0        | 19       | 0.0        |

| RECEIVING       | GP       | No.       | YARDS      | AVG         | TD       | LONG      | AVG/G      |
|-----------------|----------|-----------|------------|-------------|----------|-----------|------------|
| Trent Sherfield | 1        | 4         | 68         | 17.0        | 0        | 23        | 68.0       |
| Ralph Webb      | 1        | 3         | 104        | 34.7        | 1        | 73        | 104.0      |
| Jared Pinkney   | 1        | 3         | 33         | 11.0        | 0        | 18        | 33.0       |
| C.J. Duncan     | 1        | 3         | 19         | 6.3         | 0        | 13        | 19.0       |
| Kalija Lipscomb | 1        | 2         | 41         | 20.5        | 2        | 37        | 41.0       |
| Nathan Marcus   | 1        | 2         | 6          | 3.0         | 0        | 3         | 6.0        |
| Sam Dobbs       | 1        | 1         | 16         | 16.0        | 0        | 16        | 16.0       |
| Trey Ellis      | 1        | 1         | 9          | 9.0         | 0        | 9         | 9.0        |
| K. Blasingame   | 1        | 1         | 0          | 0.0         | 0        | 0         | 0.0        |
| <b>Total</b>    | <b>0</b> | <b>20</b> | <b>296</b> | <b>14.8</b> | <b>3</b> | <b>73</b> | <b>0.0</b> |
| Opponents       | 0        | 18        | 166        | 9.2         | 1        | 31        | 0.0        |



## 2017 STATISTICS

| TOTAL OFFENSE | GP       | PLAYS     | RUSH      | PASS       | TOTAL      | Avg/G      |
|---------------|----------|-----------|-----------|------------|------------|------------|
| Kyle Shurmur  | 1        | 29        | -6        | 296        | 290        | 290.0      |
| Ralph Webb    | 1        | 24        | 49        | 0          | 49         | 49.0       |
| K. Blasingame | 1        | 8         | 31        | 0          | 31         | 31.0       |
| TEAM          | 1        | 2         | -3        | 0          | -3         | -3.0       |
| <b>Total</b>  | <b>0</b> | <b>63</b> | <b>71</b> | <b>296</b> | <b>367</b> | <b>0.0</b> |
| Opponents     | 0        | 57        | 49        | 166        | 215        | 0.0        |

| ALL-PURPOSE     | GP       | RUSH      | REC        | PR       | KOR      | RET       | TOTAL      | AVG        |
|-----------------|----------|-----------|------------|----------|----------|-----------|------------|------------|
| Ralph Webb      | 1        | 49        | 104        | 0        | 0        | 0         | 153        | 153.0      |
| Trent Sherfield | 1        | 0         | 68         | 0        | 0        | 0         | 68         | 68.0       |
| Kalija Lipscomb | 1        | 0         | 41         | 0        | 0        | 0         | 41         | 41.0       |
| Jared Pinkney   | 1        | 0         | 33         | 0        | 0        | 0         | 33         | 33.0       |
| K. Blasingame   | 1        | 31        | 0          | 0        | 0        | 0         | 31         | 31.0       |
| Bryce Lewis     | 1        | 0         | 0          | 0        | 0        | 28        | 28         | 28.0       |
| C.J. Duncan     | 1        | 0         | 19         | 0        | 0        | 0         | 19         | 19.0       |
| Sam Dobbs       | 1        | 0         | 16         | 0        | 0        | 0         | 16         | 16.0       |
| Trey Ellis      | 1        | 0         | 9          | 0        | 0        | 0         | 9          | 9.0        |
| Nathan Marcus   | 1        | 0         | 6          | 0        | 0        | 0         | 6          | 6.0        |
| TEAM            | 1        | -3        | 0          | 0        | 0        | 0         | -3         | -3.0       |
| Kyle Shurmur    | 1        | -6        | 0          | 0        | 0        | 0         | -6         | -6.0       |
| <b>Total</b>    | <b>0</b> | <b>71</b> | <b>296</b> | <b>0</b> | <b>0</b> | <b>28</b> | <b>395</b> | <b>0.0</b> |
| Opponents       | 0        | 49        | 166        | 20       | 0        | 0         | 235        | 0.0        |

| FIELD GOALS    | FGM-FGA | %   | 1-29 | 30-39 | 40-49 | 50+ | Lg | Blk |
|----------------|---------|-----|------|-------|-------|-----|----|-----|
| Tommy Openshaw | 0-1     | 0.0 | 0    | 0-1   | 0     | 0   | -  | -   |

| PUNTING      | No.      | Yds        | AVG         | LONG      | TB       | FC       | I-20     | BLK      |
|--------------|----------|------------|-------------|-----------|----------|----------|----------|----------|
| Sam Loy      | 7        | 293        | 41.9        | 52        | 2        | 0        | 1        | 0        |
| <b>Total</b> | <b>7</b> | <b>293</b> | <b>41.9</b> | <b>52</b> | <b>2</b> | <b>0</b> | <b>1</b> | <b>0</b> |
| Opponents    | 7        | 285        | 40.7        | 52        | 0        | 2        | 1        | 0        |

———— PATs ————

| SCORING         | TDs      | FGs        | KICK       | RUSH       | REC      | PASS       | DXP      | SAF      | Pts       |
|-----------------|----------|------------|------------|------------|----------|------------|----------|----------|-----------|
| Kalija Lipscomb | 2        | 0-0        | 0-0        | 0-0        | 0        | 0-0        | 0        | 0        | 12        |
| Ralph Webb      | 2        | 0-0        | 0-0        | 0-0        | 0        | 0-0        | 0        | 0        | 12        |
| Tommy Openshaw  | 0        | 0-1        | 4-4        | 0-0        | 0        | 0-0        | 0        | 0        | 4         |
| <b>Total</b>    | <b>4</b> | <b>0-1</b> | <b>4-4</b> | <b>0-0</b> | <b>0</b> | <b>0-0</b> | <b>0</b> | <b>0</b> | <b>28</b> |
| Opponents       | 1        | 0-0        | 0-1        | 0-0        | 0        | 0-0        | 0        | 0        | 6         |

| KICKOFF RETURNS | No. | Yds | AVG | TD | LONG |
|-----------------|-----|-----|-----|----|------|
| Total           | 0   | 0   | 0.0 | 0  | 0    |
| Opponents       | 0   | 0   | 0.0 | 0  | 0    |

| PUNT RETURNS | No. | Yds | AVG | TD | LONG |
|--------------|-----|-----|-----|----|------|
| Total        | 0   | 0   | 0.0 | 0  | 0    |
| Opponents    | 3   | 20  | 6.7 | 0  | 20   |

| FIELD GOAL SEQUENCE | VANDERBILT | OPPONENT |
|---------------------|------------|----------|
| at Middle Tennessee | 31         | --       |
| Alabama A&M         |            |          |
| Kansas State        |            |          |
| Alabama             |            |          |
| at Florida          |            |          |
| Georgia             |            |          |
| at Ole Miss         |            |          |
| at South Carolina   |            |          |
| Western Kentucky    |            |          |
| Kentucky            |            |          |
| Missouri            |            |          |
| at Tennessee        |            |          |

Numbers in (parentheses) indicate successful field goals.



## 2017 STATISTICS

**PASSING**

Com-Att-Yds-TD-Int

K. Shurmur D. Wallace

|                     |               |     |
|---------------------|---------------|-----|
| at Middle Tennessee | 20-28-296-3-0 | DNP |
| Alabama A&M         |               |     |
| Kansas State        |               |     |
| Alabama             |               |     |
| at Florida          |               |     |
| Georgia             |               |     |
| at Ole Miss         |               |     |
| at South Carolina   |               |     |
| Western Kentucky    |               |     |
| Kentucky            |               |     |
| Missouri            |               |     |
| at Tennessee        |               |     |

|               |                      |                  |
|---------------|----------------------|------------------|
| <b>TOTALS</b> | <b>20-28-296-3-0</b> | <b>0-0-0-0-0</b> |
|---------------|----------------------|------------------|

**RUSHING**

| #-Yds/TD      | MT       | AAMU     | KSU | ALA | FLA | UGA | MISS | SC | WKU | UK | MIZ | TENN |
|---------------|----------|----------|-----|-----|-----|-----|------|----|-----|----|-----|------|
| Ralph Webb    | 24-49/1  | 24-49/1  |     |     |     |     |      |    |     |    |     |      |
| K. Blasingame | 8-31/0   | 8-31/0   |     |     |     |     |      |    |     |    |     |      |
| TEAM          | 2-(-3)/0 | 2-(-3)/0 |     |     |     |     |      |    |     |    |     |      |
| Kyle Shurmur  | 1-(-6)/0 | 1-(-6)/0 |     |     |     |     |      |    |     |    |     |      |

**RECEIVING**

| #-Yds/TD        | MT      | AAMU    | KSU | ALA | FLA | UGA | MISS | SC | WKU | UK | MIZ | TENN |
|-----------------|---------|---------|-----|-----|-----|-----|------|----|-----|----|-----|------|
| Ralph Webb      | 3-104/1 | 3-104/1 |     |     |     |     |      |    |     |    |     |      |
| Trent Sherfield | 4-68/0  | 4-68/0  |     |     |     |     |      |    |     |    |     |      |
| Kalija Lipscomb | 2-41/2  | 2-41/2  |     |     |     |     |      |    |     |    |     |      |
| Jared Pinkney   | 3-33/0  | 3-33/0  |     |     |     |     |      |    |     |    |     |      |
| C.J. Duncan     | 3-19/0  | 3-19/0  |     |     |     |     |      |    |     |    |     |      |
| Sam Dobbs       | 1-16/0  | 1-16/0  |     |     |     |     |      |    |     |    |     |      |
| Trey Ellis      | 1-9/0   | 1-9/0   |     |     |     |     |      |    |     |    |     |      |
| Nathan Marcus   | 2-6/0   | 2-6/0   |     |     |     |     |      |    |     |    |     |      |
| K. Blasingame   | 1-0/0   | 1-0/0   |     |     |     |     |      |    |     |    |     |      |

|                     |       |    |      |     |     |     |     |      |    |     |    |     |      |
|---------------------|-------|----|------|-----|-----|-----|-----|------|----|-----|----|-----|------|
| <b>PUNT RETURNS</b> | #-Yds | MT | AAMU | KSU | ALA | FLA | UGA | MISS | SC | WKU | UK | MIZ | TENN |
|---------------------|-------|----|------|-----|-----|-----|-----|------|----|-----|----|-----|------|

|                     |       |    |      |     |     |     |     |      |    |     |    |     |      |
|---------------------|-------|----|------|-----|-----|-----|-----|------|----|-----|----|-----|------|
| <b>KICK RETURNS</b> | #-Yds | MT | AAMU | KSU | ALA | FLA | UGA | MISS | SC | WKU | UK | MIZ | TENN |
|---------------------|-------|----|------|-----|-----|-----|-----|------|----|-----|----|-----|------|



## 2017 STATISTICS

### DEFENSIVE STATS

| #            | Name           | GP         | Tackles   |          |           | TFL/Yds      | Sacks       |             | Pass Def |          |         | Fumbles  |          | Blocked |   |
|--------------|----------------|------------|-----------|----------|-----------|--------------|-------------|-------------|----------|----------|---------|----------|----------|---------|---|
|              |                |            | Solo      | Ast      | Total     |              | No-Yards    | Int-Yds     | BrUp     | QBH      | Rcv-Yds | FF       | Kick     | Saf     |   |
| 4            | Emmanuel Smith | 1-1        | 6         | .        | 6         | .            | .           | .           | .        | .        | .       | .        | .        | .       | . |
| 1W           | Ryan White     | 1-1        | 6         | .        | 6         | 1.0-3        | .           | .           | .        | .        | .       | .        | .        | .       | . |
| 5            | L. Wiley       | 1-1        | 4         | 1        | 5         | .            | .           | .           | .        | .        | .       | .        | .        | .       | . |
| 11           | Charles Wright | 1-1        | 4         | .        | 4         | 3.0-33       | 3.0-33      | .           | .        | 2        | .       | .        | .        | .       | . |
| 30           | Bryce Lewis    | 1-0        | 3         | 1        | 4         | .            | .           | 1-28        | .        | .        | .       | .        | .        | .       | . |
| 31           | Tre Herndon    | 1-1        | 3         | 1        | 4         | .            | .           | .           | 2        | .        | .       | .        | .        | .       | . |
| 20           | Oren Burks     | 1-1        | 4         | .        | 4         | .            | .           | .           | 1        | .        | .       | .        | .        | .       | . |
| 34           | Dare Odeyingbo | 1-1        | 3         | .        | 3         | 3.0-13       | 2.0-12      | .           | 1        | 2        | .       | 1        | .        | .       | . |
| 2            | Arnold Tarpley | 1-1        | 1         | 1        | 2         | .            | .           | .           | 1        | .        | .       | .        | .        | .       | . |
| 74           | Jay Woods      | 1-0        | 2         | .        | 2         | .            | .           | .           | .        | .        | .       | .        | .        | .       | . |
| 21           | D. Sheffield   | 1-0        | 1         | .        | 1         | .            | .           | .           | .        | .        | .       | .        | .        | .       | . |
| 40           | Jordan Griffin | 1-0        | 1         | .        | 1         | 1.0-1        | .           | .           | .        | .        | .       | .        | .        | .       | . |
| 12           | Tae Daley      | 1-0        | 1         | .        | 1         | .            | .           | .           | .        | .        | .       | .        | .        | .       | . |
| 49           | Jonathan Wynn  | 1-1        | 1         | .        | 1         | .            | .           | .           | .        | .        | .       | .        | .        | .       | . |
| 77           | Nifae Lealao   | 1-1        | .         | .        | .         | .            | .           | .           | 1        | .        | .       | .        | .        | 1       | . |
| 8            | J. Williams    | 1-1        | .         | .        | .         | .            | .           | .           | 1        | .        | .       | .        | .        | .       | . |
| <b>Total</b> |                | <b>1-0</b> | <b>38</b> | <b>8</b> | <b>46</b> | <b>10-55</b> | <b>5-45</b> | <b>1-28</b> | <b>7</b> | <b>4</b> | .       | <b>1</b> | <b>1</b> | .       | . |
| Opponents    |                | 1-0        | 43        | 12       | 55        | 5.0-12       | 1-6         | .           | 4        | 1        | .       | .        | .        | .       | . |

| INTERCEPTIONS/RET. | No.-Yds | MT   | AAMU | KSU | ALA | FLA | UGA | MISS | SC | WKU | UK | MIZ | TENN |
|--------------------|---------|------|------|-----|-----|-----|-----|------|----|-----|----|-----|------|
| Bryce Lewis        | 1-28    | 1-28 |      |     |     |     |     |      |    |     |    |     |      |

| QB SACKS       | UA-A-TOTAL | MT     | AAMU | KSU | ALA | FLA | UGA | MISS | SC | WKU | UK | MIZ | TENN |
|----------------|------------|--------|------|-----|-----|-----|-----|------|----|-----|----|-----|------|
| Charles Wright | 3-0-3.0    | 3.0-33 |      |     |     |     |     |      |    |     |    |     |      |
| Dare Odeyingbo | 2-0-2.0    | 2.0-12 |      |     |     |     |     |      |    |     |    |     |      |



## 2017 STATISTICS

| <b>TACKLES</b> | <b>SOLO-ASSISTED-TOTAL</b> | <b>MT</b> | <b>AAMU</b> | <b>KSU</b> | <b>ALA</b> | <b>FLA</b> | <b>UGA</b> | <b>MISS</b> | <b>SC</b> | <b>WKU</b> | <b>UK</b> | <b>MIZ</b> | <b>TENN</b> |
|----------------|----------------------------|-----------|-------------|------------|------------|------------|------------|-------------|-----------|------------|-----------|------------|-------------|
| Emmanuel Smith | 6-0-6                      | 6-0       |             |            |            |            |            |             |           |            |           |            |             |
| Ryan White     | 6-0-6                      | 6-0       |             |            |            |            |            |             |           |            |           |            |             |
| L. Wiley       | 4-1-5                      | 4-1       |             |            |            |            |            |             |           |            |           |            |             |
| Charles Wright | 4-0-4                      | 4-0       |             |            |            |            |            |             |           |            |           |            |             |
| Bryce Lewis    | 3-1-4                      | 3-1       |             |            |            |            |            |             |           |            |           |            |             |
| Tre Herndon    | 3-1-4                      | 3-1       |             |            |            |            |            |             |           |            |           |            |             |
| Oren Burks     | 4-0-4                      | 4-0       |             |            |            |            |            |             |           |            |           |            |             |
| Dare Odeyingbo | 3-0-3                      | 3-0       |             |            |            |            |            |             |           |            |           |            |             |
| Arnold Tarpley | 1-1-2                      | 1-1       |             |            |            |            |            |             |           |            |           |            |             |
| Jay Woods      | 2-0-2                      | 2-0       |             |            |            |            |            |             |           |            |           |            |             |
| D. Sheffield   | 1-0-1                      | 1-0       |             |            |            |            |            |             |           |            |           |            |             |
| Jordan Griffin | 1-0-1                      | 1-0       |             |            |            |            |            |             |           |            |           |            |             |
| Tae Daley      | 1-0-1                      | 1-0       |             |            |            |            |            |             |           |            |           |            |             |
| Jonathan Wynn  | 1-0-1                      | 1-0       |             |            |            |            |            |             |           |            |           |            |             |

| <b>FUMBLES</b> | <b>FF/FR</b> | <b>MT</b> | <b>AAMU</b> | <b>KSU</b> | <b>ALA</b> | <b>FLA</b> | <b>UGA</b> | <b>MISS</b> | <b>SC</b> | <b>WKU</b> | <b>UK</b> | <b>MIZ</b> | <b>TENN</b> |
|----------------|--------------|-----------|-------------|------------|------------|------------|------------|-------------|-----------|------------|-----------|------------|-------------|
| Dare Odeyingbo | 1/0          | 1/0       |             |            |            |            |            |             |           |            |           |            |             |



## 2017 STATISTICS

### GAME-BY-GAME TEAM COMPARISONS (NOTE: GAME TOTALS ARE DISPLAYED IN THE FORMAT TEAM/OPPONENT FOR EACH CATEGORY)

|                     | SCORE       | 1ST DOWNS    | RUSHING    | PASSING     | RUSH YDS           | PASS YDS       | PLAYS-TOTAL YDS      | RET. YDS     | TURNOVERS  |
|---------------------|-------------|--------------|------------|-------------|--------------------|----------------|----------------------|--------------|------------|
| at Middle Tennessee | W 28-6      | 15/14        | 5/3        | 10/8        | 35-71/26-49        | 296/166        | 63-367/57-215        | 28/20        | 0/1        |
| Alabama A&M         |             |              |            |             |                    |                |                      |              |            |
| Kansas State        |             |              |            |             |                    |                |                      |              |            |
| Alabama             |             |              |            |             |                    |                |                      |              |            |
| at Florida          |             |              |            |             |                    |                |                      |              |            |
| Georgia             |             |              |            |             |                    |                |                      |              |            |
| at Ole Miss         |             |              |            |             |                    |                |                      |              |            |
| at South Carolina   |             |              |            |             |                    |                |                      |              |            |
| Western Kentucky    |             |              |            |             |                    |                |                      |              |            |
| Kentucky            |             |              |            |             |                    |                |                      |              |            |
| Missouri            |             |              |            |             |                    |                |                      |              |            |
| at Tennessee        |             |              |            |             |                    |                |                      |              |            |
| <b>Totals</b>       | <b>28-6</b> | <b>15/14</b> | <b>5/3</b> | <b>10/8</b> | <b>35-71/26-49</b> | <b>296/166</b> | <b>63-367/57-215</b> | <b>28/20</b> | <b>0/1</b> |

### GAME-BY-GAME TEAM COMPARISONS (NOTE: GAME TOTALS ARE DISPLAYED IN THE FORMAT TEAM/OPPONENT FOR EACH CATEGORY)

|                     | 3RD DOWN         | 4TH DOWN       | TIME POSS          | MARGIN       | YDS/RUSH       | YDS/PASS        | YDS/PLAY       | PUNTING              | PENALTY YDS  |
|---------------------|------------------|----------------|--------------------|--------------|----------------|-----------------|----------------|----------------------|--------------|
| at Middle Tennessee | 8-16/0-12        | 0-0/0-2        | 36:33/23:27        | 13:06        | 2.0/1.9        | 10.6/5.4        | 5.8/3.8        | 7-41.9/7-40.7        | 69/14        |
| Alabama A&M         |                  |                |                    |              |                |                 |                |                      |              |
| Kansas State        |                  |                |                    |              |                |                 |                |                      |              |
| Alabama             |                  |                |                    |              |                |                 |                |                      |              |
| at Florida          |                  |                |                    |              |                |                 |                |                      |              |
| Georgia             |                  |                |                    |              |                |                 |                |                      |              |
| at Ole Miss         |                  |                |                    |              |                |                 |                |                      |              |
| at South Carolina   |                  |                |                    |              |                |                 |                |                      |              |
| Western Kentucky    |                  |                |                    |              |                |                 |                |                      |              |
| Kentucky            |                  |                |                    |              |                |                 |                |                      |              |
| Missouri            |                  |                |                    |              |                |                 |                |                      |              |
| at Tennessee        |                  |                |                    |              |                |                 |                |                      |              |
| <b>Totals</b>       | <b>8-16/0-12</b> | <b>0-0/0-2</b> | <b>36:33/23:27</b> | <b>13:06</b> | <b>2.0/1.9</b> | <b>10.6/5.4</b> | <b>5.8/3.8</b> | <b>7-41.9/7-40.7</b> | <b>69/14</b> |



## 2017 STATISTICS

## 3RD DOWNS

|                     | SCORE  | OVERALL             | 1ST QTR             | 2ND QTR            | 3RD QTR            | 4TH QTR           |
|---------------------|--------|---------------------|---------------------|--------------------|--------------------|-------------------|
| at Middle Tennessee | W 28-6 | 8-16 (50.0%)        | 2-2 (100.0%)        | 4-6 (66.7%)        | 2-4 (50.0%)        | 0-4 (0.0%)        |
| Alabama A&M         |        |                     |                     |                    |                    |                   |
| Kansas State        |        |                     |                     |                    |                    |                   |
| Alabama             |        |                     |                     |                    |                    |                   |
| at Florida          |        |                     |                     |                    |                    |                   |
| Georgia             |        |                     |                     |                    |                    |                   |
| at Ole Miss         |        |                     |                     |                    |                    |                   |
| at South Carolina   |        |                     |                     |                    |                    |                   |
| Western Kentucky    |        |                     |                     |                    |                    |                   |
| Kentucky            |        |                     |                     |                    |                    |                   |
| Missouri            |        |                     |                     |                    |                    |                   |
| at Tennessee        |        |                     |                     |                    |                    |                   |
| <b>Totals</b>       |        | <b>8-16 (50.0%)</b> | <b>2-2 (100.0%)</b> | <b>4-6 (66.7%)</b> | <b>2-4 (50.0%)</b> | <b>0-4 (0.0%)</b> |
| Opponents           |        | 0-12 (0.0%)         | 0-2 (0.0%)          | 0-3 (0.0%)         | 0-3 (0.0%)         | 0-4 (0.0%)        |

## 4TH DOWNS

|                     | SCORE  | OVERALL           | 1ST QTR           | 2ND QTR           | 3RD QTR           | 4TH QTR           |
|---------------------|--------|-------------------|-------------------|-------------------|-------------------|-------------------|
| at Middle Tennessee | W 28-6 | 0-0 (0.0%)        | 0-0 (0.0%)        | 0-0 (0.0%)        | 0-0 (0.0%)        | 0-0 (0.0%)        |
| Alabama A&M         |        |                   |                   |                   |                   |                   |
| Kansas State        |        |                   |                   |                   |                   |                   |
| Alabama             |        |                   |                   |                   |                   |                   |
| at Florida          |        |                   |                   |                   |                   |                   |
| Georgia             |        |                   |                   |                   |                   |                   |
| at Ole Miss         |        |                   |                   |                   |                   |                   |
| at South Carolina   |        |                   |                   |                   |                   |                   |
| Western Kentucky    |        |                   |                   |                   |                   |                   |
| Kentucky            |        |                   |                   |                   |                   |                   |
| Missouri            |        |                   |                   |                   |                   |                   |
| at Tennessee        |        |                   |                   |                   |                   |                   |
| <b>Totals</b>       |        | <b>0-0 (0.0%)</b> | <b>0-0 (0.0%)</b> | <b>0-0 (0.0%)</b> | <b>0-0 (0.0%)</b> | <b>0-0 (0.0%)</b> |
| Opponents           |        | 0-2 (0.0%)        | 0-0 (0.0%)        | 0-0 (0.0%)        | 0-0 (0.0%)        | 0-2 (0.0%)        |

## VANDERBILT-INSIDE OPPONENT 20-YARD LINE

| OPPONENT                                | SCORE    | Times<br>in RZ | Times<br>SCORED | TOTAL<br>PTS | TDs      | RUSH<br>TDs | PASS<br>TDs | FG<br>MADE | -----FAILED IN RED ZONE----- |          |          |          |          |          |          |
|---|----------|----------------|-----------------|--------------|----------|-------------|-------------|------------|------------------------------|----------|----------|----------|----------|----------|----------|
|   |          |                |                 |              |          |             |             |            | FGA                          | DNWS     | INT      | FUMB     | HALF     | GM       |          |
| at Middle Tennessee                     | W 28-6   | 3              | 2               | 14           | 2        | 1           | 1           | 0          | 1                            | 0        | 0        | 0        | 0        | 0        | 0        |
| Alabama A&M                             |          |                |                 |              |          |             |             |            |                              |          |          |          |          |          |          |
| Kansas State                            |          |                |                 |              |          |             |             |            |                              |          |          |          |          |          |          |
| Alabama                                 |          |                |                 |              |          |             |             |            |                              |          |          |          |          |          |          |
| at Florida                              |          |                |                 |              |          |             |             |            |                              |          |          |          |          |          |          |
| Georgia                                 |          |                |                 |              |          |             |             |            |                              |          |          |          |          |          |          |
| at Ole Miss                             |          |                |                 |              |          |             |             |            |                              |          |          |          |          |          |          |
| at South Carolina                       |          |                |                 |              |          |             |             |            |                              |          |          |          |          |          |          |
| Western Kentucky                        |          |                |                 |              |          |             |             |            |                              |          |          |          |          |          |          |
| Kentucky                                |          |                |                 |              |          |             |             |            |                              |          |          |          |          |          |          |
| Missouri                                |          |                |                 |              |          |             |             |            |                              |          |          |          |          |          |          |
| at Tennessee                            |          |                |                 |              |          |             |             |            |                              |          |          |          |          |          |          |
| <b>VU Season Totals: 2 of 3 (66.7%)</b> | <b>3</b> | <b>2</b>       | <b>14</b>       | <b>2</b>     | <b>1</b> | <b>1</b>    | <b>0</b>    | <b>1</b>   | <b>0</b>                     | <b>0</b> | <b>0</b> | <b>0</b> | <b>0</b> | <b>0</b> | <b>0</b> |

## OPPONENTS-INSIDE VANDERBILT 20-YARD LINE

| OPPONENT                                     | SCORE    | Times<br>in RZ | Times<br>SCORED | TOTAL<br>PTS | TDs      | RUSH<br>TDs | PASS<br>TDs | FG<br>MADE | -----FAILED IN RED ZONE----- |          |          |          |          |          |          |
|--|----------|----------------|-----------------|--------------|----------|-------------|-------------|------------|------------------------------|----------|----------|----------|----------|----------|----------|
|  |          |                |                 |              |          |             |             |            | FGA                          | DNWS     | INT      | FUMB     | HALF     | GM       |          |
| at Middle Tennessee                          | W 28-6   | 2              | 0               | 0            | 0        | 0           | 0           | 0          | 0                            | 2        | 0        | 0        | 0        | 0        | 0        |
| Alabama A&M                                  |          |                |                 |              |          |             |             |            |                              |          |          |          |          |          |          |
| Kansas State                                 |          |                |                 |              |          |             |             |            |                              |          |          |          |          |          |          |
| Alabama                                      |          |                |                 |              |          |             |             |            |                              |          |          |          |          |          |          |
| at Florida                                   |          |                |                 |              |          |             |             |            |                              |          |          |          |          |          |          |
| Georgia                                      |          |                |                 |              |          |             |             |            |                              |          |          |          |          |          |          |
| at Ole Miss                                  |          |                |                 |              |          |             |             |            |                              |          |          |          |          |          |          |
| at South Carolina                            |          |                |                 |              |          |             |             |            |                              |          |          |          |          |          |          |
| Western Kentucky                             |          |                |                 |              |          |             |             |            |                              |          |          |          |          |          |          |
| Kentucky                                     |          |                |                 |              |          |             |             |            |                              |          |          |          |          |          |          |
| Missouri                                     |          |                |                 |              |          |             |             |            |                              |          |          |          |          |          |          |
| at Tennessee                                 |          |                |                 |              |          |             |             |            |                              |          |          |          |          |          |          |
| <b>Opponent Season Totals: 0 of 2 (0.0%)</b> | <b>2</b> | <b>0</b>       | <b>0</b>        | <b>0</b>     | <b>0</b> | <b>0</b>    | <b>0</b>    | <b>0</b>   | <b>0</b>                     | <b>2</b> | <b>0</b> | <b>0</b> | <b>0</b> | <b>0</b> | <b>0</b> |



# GAME 1

## Middle Tennessee Sept. 2 | Murfreesboro

**MURFREESBORO, Tenn.** -- Kyle Shurmur threw for 296 yards and tied his career-high with three touchdowns as the Vanderbilt Commodores beat Middle Tennessee 28-6 Saturday night in the season opener for both teams.

The Commodores snapped a five-year skid in season openers to give coach Derek Mason his first victory to kick off his fourth season in charge. They also won their third straight against the Conference USA school 37 miles away from Nashville.

"It was really important because for us it's something we hadn't done here in my tenure, so we got it done tonight," Mason said. "So now we move on."

Vanderbilt came out throwing with Shurmur, and the junior quarterback didn't disappoint. He completed 13 of his first 14 passes, including a 37-yard TD pass to Kalija Lipscomb to cap the opening drive. He added a 4-yard TD pass to Lipscomb for a 21-0 lead minutes into the second quarter.

Ralph Webb, the Commodores' all-time leading rusher, also added a 1-yard TD run. Shurmur hit Webb on a swing pass that the senior took 73 yards for a 28-0 lead in the third.

The Commodores smothered what was a high-powered offense in 2016 with Middle Tennessee running up 495 yards against Vanderbilt last season. The Blue Raiders averaged 517.7 yards and ranked 12th nationally scoring 39.7 points per game.

Bryce Lewis intercepted a tipped pass to set up Webb's TD, and the Commodores also sacked Stockstill five times. The Blue Raiders avoided being shut out at home when Stockstill found Richie James for a 22-yard TD early in the fourth.

| TEAM | 1  | 2 | 3 | 4 | FINAL | RECORD |
|------|----|---|---|---|-------|--------|
| VU   | 14 | 7 | 7 | 0 | 28    | 1-0    |
| MT   | 0  | 0 | 0 | 6 | 6     | 0-1    |

## SCORING SUMMARY

**Attendance:** 26,717      **Time:** 3:09

**Weather:** 77, clear, win NE 5 mph

**1st:** VANDY: Lipscomb 37-yd pass from Shurmur (Openshaw kick), 5-75 2:29.

VANDY: Webb 1 yd run (Openshaw kick), 3-40 1:04.

**2nd:** VANDY: Lipscomb 4-yd pass from Shurmur (Openshaw kick), 13-76 7:43.

**3rd:** VANDY: Webb 73-yd pass from Shurmur (Openshaw kick), 3-80 1:24.

**4th:** MT: James 22-yd pass from Stockstill (Rooker kick blocked), 3-47 1:05.

| STATISTICS                 | VANDERBILT | MT      |
|----------------------------|------------|---------|
| FIRST DOWNS                | 15         | 14      |
| RUSHES-YARDS (NET)         | 35-71      | 26-49   |
| PASSING YDS (NET)          | 296        | 166     |
| PASSES ATT-COMP-INT        | 28-20-0    | 31-18-1 |
| TOTAL OFFENSE PLAYS-YARDS  | 63-367     | 57-215  |
| FUMBLE RETURNS-YARDS       | 0-0        | 0-0     |
| PUNT RETURNS-YARDS         | 0-0        | 3-20    |
| KICKOFF RETURNS-YARDS      | 0-0        | 0-0     |
| INTERCEPTION RETURNS-YARDS | 1-28       | 0-0     |
| PUNTS (NUMBER-AVG)         | 7-41.9     | 7-40.7  |
| FUMBLES-LOST               | 1-0        | 1-0     |
| PENALTIES-YARDS            | 6-69       | 4-14    |
| POSSESSION TIME            | 36:33      | 23:27   |
| THIRD-DOWN CONVERSIONS     | 8 OF 16    | 0 OF 12 |
| FOURTH-DOWN CONVERSIONS    | 0 OF 0     | 0 OF 2  |
| RED-ZONE SCORES-CHANCES    | 2-3        | 0-2     |
| SACKS BY: NUMBER-YARDS     | 5-45       | 1-6     |

**RUSHING:** VANDY-Ralph Webb 24-49; K. Blasingame 8-31; TEAM 2-minus 3; Kyle Shurmur 1-(-6). MT-GORDON 7-26; TUCKER 2-21; JAMES 2-14; LEE 5-8; STOCKSTILL 10-(-20).

**PASSING:** VANDY-Shurmur 20-28-0-296. MT-STOCKSTILL 18-31-1-166.

**RECEIVING:** VANDY-Sherfield 4-68; Webb 3-104; Pinkney 3-33; Duncan 3-19; Lipscomb 2-41; Marcus 2-6; Dobbs 1-16; Ellis 1-9; K. Blasingame 1-0. MT-JAMES10-112; SMITH 3-29; WINDHAM 2-9; LEE 2-7; TUCKER 1-9.