



📍 Nashville, Tennessee

📺 ESPN2

🕒 6:01 p.m. CT - Tuesday, Feb. 27

📻 Tiger Radio Network

🏠 Memorial Gymnasium (14,316)

📊 vanderbilt.statbroadcast.com

GAME

30



MIZZOU (18-11, 8-8) AT VANDERBILT (11-18, 5-11) | MIZZOU ON HUNT FOR ROAD SEC VICTORY AT VANDERBILT ON TUESDAY

FULL MEDIA INFORMATION



ESPN2

PBP: Tom Hart

ANALYST: Chris Spatola

PRODUCER: Ian Gruca



TIGER RADIO NETWORK

SIRIUS: 137 XM: 190

PBP: Mike Kelly

ANALYST: Chris Gervino

ENGINEER: Matt Winegardner

TWITTER: @MizzouHoops

LIVE VIDEO: WatchESPN.com

STREAMING AUDIO: MUTigers.com

2017-18 SCHEDULE & RESULTS (18-11, 8-8)

DATE	MIZ	OPP	OPPONENT	TV	TIME-CT
N 10 F	RV / RV	- / -	Iowa State	SECN	W, 74-59
N 13 M	RV / RV	- / -	Wagner	ESPN2	W, 99-55
N 16 R	RV / RV	- / -	at Utah	PAC12N	L, 59-77
N 20 M	NV / RV	- / -	Emporia State	SECN+	W, 67-62
N 23 R	NV / RV	- / -	vs. Long Beach St. #	ESPN2	W, 95-58
N 24 F	NV / RV	- / -	vs. St. John's #	ESPNews	W, 90-82
N 26 U	NV / RV	23 / 20	vs. West Virginia #	ESPN2	L, 79-83
N 30 R	NV / RV	- / -	at UCF \$	ESPN2	W, 62-59

D 5 T	NV / RV	- / -	Miami (Ohio)	SECN	W, 70-51
D 9 S	NV / RV	- / -	Green Bay	SECN	W, 100-77
D 16 S	NV / RV	- / -	North Florida	SECN	W, 85-51
D 19 T	NV / RV	NV / RV	Stephen F. Austin	ESPNU	W, 82-81
D 23 S	NV / RV	- / -	vs. Illinois %	ESPN2	L, 64-70

J 3 W	NV / RV	- / -	at South Carolina *	ESPN2	W, 79-68
J 6 S	NV / RV	NV / RV	Florida *	CBS	L, 75-77
J 10 W	- / -	RV / NV	Georgia *	ESPN2	W, 68-56
J 13 S	- / -	- / -	at Arkansas *	ESPN2	L, 63-65
J 17 W	- / -	21 / 21	Tennessee *	SECN	W, 59-55
J 20 S	- / -	- / -	at Texas A&M *	ESPN2	L, 49-60
J 24 W	- / -	19 / 19	Auburn *	SECN	L, 71-93
J 27 S	- / -	- / -	at Mississippi St. *	SECN	L, 62-74
J 31 W	- / -	RV / RV	at Alabama *	ESPN2	W, 69-60

F 3 S	- / -	21 / 22	Kentucky *	CBS	W, 69-60
F 6 T	- / -	- / -	at Ole Miss *	SECN	W, 75-69
F 10 S	- / -	- / -	Mississippi St. *	ESPN2	W, 89-85 OT
F 13 T	RV / NV	21 / RV	Texas A&M *	ESPNU	W, 62-58
F 17 S	RV / NV	- / -	at LSU *	ESPN2	L, 63-64
F 20 T	RV / NV	- / -	Ole Miss *	ESPN2	L, 87-90 OT
F 24 S	RV / NV	RV / RV	at Kentucky *	ESPN	L, 66-87
F 27 T	- / -	- / -	at Vanderbilt *	ESPN2	6 PM

M 3 S	- / -	RV / -	Arkansas *	ESPN2	5 PM
M 7-11	- / -	- / -	SEC Tournament	TBD	TBD

AdvoCare Invitational (ESPN Wide World of Sports Complex, Walt Disney World Resort)
\$ Non-bracketed game as part of the AdvoCare Invitational
% 37th Annual Bud Light Braggins' Rights Game (Scottrade Center, St. Louis, Mo.)
* Southeastern Conference Game Rankings: (AP/USAT)

STORY LINES

- Mizzou Men's Basketball (18-11, 8-8) heads to Nashville, Tennessee, on Tuesday, Feb. 27, to face Vanderbilt (11-18, 5-11). Tipoff is at 6 p.m. CT on ESPN2 and the Tiger Radio Network.
- Last time out against Vanderbilt, it was all Tigers at Mizzou Arena last season as the Black & Gold took down the Commodores by a score of 72-52 (Feb. 11, 2017).
- The Tigers take aim at their first victory over Vanderbilt in Nashville on Tuesday. Mizzou won its most recent matchup with the Commodores thanks to a 23-point effort from then-junior **Jordan Barnett**.
- Mizzou (18-11) is the third-most improved team in the country, record-wise. North Carolina A&T is at 17-12 after going 3-29 last season, while UC Santa Barbara is 21-7 after a 6-22 mark in 2016-17.
- Graduate senior **Kassius Robertson** scored 26 points at Kentucky (Feb. 24) to match his second-highest scoring output of the season. He has scored at least 20 points eight times during SEC play.
- Robertson ranks No. 1 in SEC games in three-point field goal shooting (.450) after beginning his career at the only school to offer him a Division I scholarship, Canisius, of the Metro Atlantic Athletic Conference (MAAC). Canisius has an enrollment of 3,171, while Mizzou's enrollment is nearly 10 times larger (30,870).
- Junior forward **Kevin Puryear** stands six points (994) from becoming the 46th member of Mizzou's 1,000-Point Club. Puryear would be the first Tiger to reach the mark since Jabari Brown in 2013-14.
- Robertson is the nation's highest scoring graduate transfer at the high major level (as of Feb. 24), elevating his name into the conversation for postseason conference accolades with his 18.3-points-per-game average in league play. Overall, Robertson ranks fourth in the country (Div. I) in scoring among all graduate transfers.

MATCHUP

MIZZOU (18-11, 8-8 SEC)	RPI: 44	SOS: 27
Head Coach _____	Cuonzo Martin (10th season)	
Career Record _____	204-132 (.607)	
Mizzou Record _____	18-11 (1st season)	
Cuonzo Martin vs. Vanderbilt _____	4-2	
All-Time vs. Vanderbilt _____	4-6	

Category	Overall	Conf.
Points/Game	73.6	69.2
Points Allowed/Game	68.4	69.9
Field Goal Shooting	.455	.431
Field Goal Defense	.406	.416
3-Point Shooting	.381	.382
3-Point Defense	.320	.321
Free Throw Shooting	.734	.737
Rebounds/Game	37.2	35.1
Opponent Rebounds/Game	32.7	34.5
Assists/Game	13.7	12.0
Turnovers/Game	14.5	13.8
Steals/Game	5.2	4.6
Blocks/Game	4.4	3.8

VANDERBILT (11-18, 5-11 SEC)	RPI: 119	SOS: 1
Head Coach _____	Bryce Drew (7th season)	
Career Record _____	154-83 (.649)	
Vanderbilt Record _____	30-33 (2nd season)	

Category	Overall	Conf.
Points/Game	72.6	73.1
Points Allowed/Game	74.0	78.1
Field Goal Shooting	.435	.447
Field Goal Defense	.465	.491
3-Point Shooting	.345	.359
3-Point Defense	.374	.439
Free Throw Shooting	.746	.748
Rebounds/Game	33.8	32.1
Opponent Rebounds/Game	33.3	32.8
Assists/Game	12.1	11.8
Turnovers/Game	11.8	11.5
Steals/Game	4.8	4.3
Blocks/Game	3.3	3.1

PROJECTED STARTING LINEUPS *

#	POS	TIGERS ^	YR	PPG	RPG	APG	MGP
21	F	Jordan Barnett	Sr.	13.0	5.5	0.9	35.2
23	F	Jeremiah Tilmon	Fr.	6.8	3.1	0.4	19.0
24	F	Kevin Puryear	Jr.	8.1	4.2	1.0	25.8
3	G	Kassius Robertson	Gr.	18.3	4.0	2.5	38.3
33	G	Cullen VanLeer	Jr.	2.2	1.5	0.9	14.7

#	POS	COMMODORES ^	YR	PPG	RPG	APG	MGP
11	F	Jeff Roberson	Sr.	18.4	6.7	1.8	35.6
15	F	Clevon Brown	So.	3.6	3.6	0.2	18.9
00	G	Saben Lee	Fr.	11.8	3.3	2.7	28.4
1	G	Payton Willis	So.	5.7	2.4	1.7	22.3
13	G	Riley LaChance	Sr.	15.1	3.2	3.6	32.6

* Most recent lineup from Mizzou at Kentucky (Feb. 24)

^ 2017-18 conference statistics

* Most recent lineup from Vanderbilt vs. Texas A&M (Feb. 24)

^ 2017-18 conference statistics

PRONUNCIATIONS

Pro-nun-SEE-A-shun GUIDE

Cuonzo Martin _____ KHAN-zo
 Kevin Puryear _____ PER-year
 Jordan Geist _____ GUY-st
 Reed Nikko _____ NICK-oh
 Kassius Robertson _____ CASH-us

QUICK FACTS

Location _____ Columbia, Mo.
 Founded _____ 1839
 Enrollment _____ 30,870
 Nickname _____ Tigers
 Colors _____ Old Gold and Black
 Arena (Capacity) _____ Mizzou Arena (15,061)
 Conference _____ Southeastern
 Starters Returning / Lost _____ 5/3
 Lettermen Returning / Lost _____ 8/4

MIZZOU BASKETBALL

POSTION NAME (YEAR AT MIZZOU)
 Head Coach _____ Cuonzo Martin (1st)
 _____ Purdue, 2000
 Overall Record _____ 204-132 / .607 (10th season)
 Assistant Coaches _____ Cornell Mann (1st)
 _____ Chris Hollender (1st)
 _____ Michael Porter, Sr. (1st)
 Athletic Performance _____ Nicodemus Christopher (1st)
 Dir. of Player Development _____ Marco Harris (1st)
 Dir. of Basketball Operations _____ Paul Rorvig (4th)
 Asst. Dir. of Basketball Ops. _____ Marcus Green (1st)
 Assistant to the Head Coach _____ John Poettgen (9th)
 Graduate Assistants _____ Brandon Byer
 _____ Carl Richburg
 _____ Connor Wheeler

MIZZOU ADMINISTRATION

System President _____ Dr. Mun Y. Choi (Illinois, '87)
 Chancellor _____ Dr. Alexander Cartwright (Iowa, '89)
 Faculty Athletics Rep. _____ Pamela Hinton (Wisconsin, '91)
 Director of Athletics _____ Jim Sterk
 _____ (Western Washington, '80)
 Team Administrator _____ Brian White (Notre Dame, '06)
 Department Phone _____ 573-882-6501
 Ticket Office Phone _____ 573-884-7297
 _____ 800-228-7297

STRATEGIC COMMUNICATIONS

Executive Assoc. Athletics Director _____ Nick Joos
 Office Phone _____ 573-882-2702
 E-Mail _____ joosn@missouri.edu
 Associate Athletics Director _____ Chad Moller
 Office Phone _____ 573-882-0712
 E-Mail _____ mollerc@missouri.edu

Men's Basketball Contact _____ Patrick Crawford
Office Phone _____ 573-882-2531

E-Mail _____ crawfordpa@missouri.edu
Secondary Contact _____ Andrew Melroe
E-Mail _____ melroea@missouri.edu

Associate Director _____ Kate Lakin
 Assistant Director _____ Shawn Davis
 Assistant Director _____ R.J. Layton
 Assistant Director _____ Andy Oldenburg
 Web Coordinator _____ Kevin Fletcher
 Digital Media _____ Ali Fisher
 Graphic Designer _____ Jacob Reeves
 Graphic Design Intern _____ Tony Huynh
 Twitter/Instagram/Facebook _____ @MizzouHoops
 SnapChat _____ zouhoops
 Website: _____ mutigers.com



CUONZO MARTIN

62-39 (.614) at California. He has registered six, 20-win seasons as a head coach, including a 21-13 mark in his final season at Cal, which earned the Golden Bears an NIT bid.

Martin's Golden Bears went 23-11 in 2015-16 and tied for third in the Pac-12 en route to the program's highest NCAA Tournament seed in school history (No. 4). A consensus top 10 recruiting class, which included top-five overall prospects Ivan Rabb and Jaylen Brown, helped the Bears fashion the best single-season record in school history at Haas Pavilion (18-0) and end the year with a 19-game homecourt win streak. All-told, the Golden Bears won a school-record 27-straight home games which spanned the 2015-16 and 2016-17 seasons.

Before moving to the West Coast, Martin spent three highly-successful seasons at Tennessee, where he guided the Volunteers to a 63-41 (.606) record and into the postseason each year (one NCAA, two NIT). His teams also finished among the top-five in the SEC standings every season, including a second-place tie in his first campaign after the Volunteers were ticketed for an 11th-place finish in the preseason poll.

After back-to-back NIT appearances in his first two years as the Volunteers head coach, Martin led Tennessee to a 24-13 record, the Sweet 16 and a No. 23 national ranking in the season-ending 2013-14 USA Today coaches poll. In the process, Tennessee matched the fourth-best win total in school history and recorded its most postseason victories since the 2009-10 campaign. After earning a berth in the NCAA's First Four, the Martin-led Volunteers captured victories over Iowa, Massachusetts and Mercer to equal the most wins in one NCAA Tournament in program history.

Martin is no stranger to the Show-Me State, having launched his head coaching career at Missouri State. After an 11-20 debut season at the Springfield school, Martin led the Bears to a 24-12 record and the 2009-10 CollegeInsider.com Championship in year two.

His third season saw Missouri State record a 26-9 record en route to the program's first-ever regular-season Missouri Valley Conference championship and an NIT bid. Martin was named the Missouri Valley Conference Coach of the Year and was the 2011 recipient of the Ben Jobe National Coach of the Year Award, presented annually to the nation's top minority head coach in Division I men's basketball.

The 46-year-old Martin has served the game of basketball for more than two decades, beginning with a standout four-year playing career at Purdue. He has played and coached alongside some of the game's most highly-regarded mentors, including Hall of Fame Coach Gene Keady. Martin is a member of a distinguished group of successful college basketball coaches to serve under Keady, along with Matt Painter (Purdue), Bruce Weber (Illinois and Kansas State), Steve Lavin (UCLA and St. John's) and Kevin Stallings (Vanderbilt and Pitt).

As a student-athlete, Martin was a 1995 first-team All-Big Ten selection at Purdue when he averaged 18.4 ppg and sank 91 three-pointers. He graduated as one of the program's all-time leaders in three-pointers (179) and among the Boilermakers' career scoring leaders (1,666). Playing under Keady and alongside All-American Glenn Robinson, Martin led Purdue to a pair of Big Ten titles and to a 90-37 four-year record. The Boilermakers went to the postseason each season with Martin, reaching the Elite Eight of the 1994 NCAA Tournament.

Following his collegiate playing career, Martin was selected by the Atlanta Hawks with the 57th overall pick of the 1995 NBA Draft. He played professionally for four years with the NBA's Hawks, Milwaukee Bucks and Vancouver Grizzlies. In 1997, Martin was the leading scorer for Felize Scandone in Italy.

Martin returned to his alma mater where he earned his bachelor's degree in restaurant, hotel, institutional and tourism management from Purdue in 2000, and served one season as an assistant on the staff at West Lafayette High School. After earning his degree, Martin joined Keady's Purdue staff for the 2000-01 season as an assistant coach, his college coach, and remained with the Boilermaker program when Painter took over as head coach upon Keady's retirement. He served as the Boilermakers' associate coach during the 2007-08 season before taking the Missouri State post the following season. In his eight-year tenure at Purdue, mentored several all-conference standouts, including All-American and current Minnesota Timberwolves forward Robbie Hummel.

He and his wife, Roberta, have two sons, Joshua and Chase, and a daughter, Addison.

MARTIN YEAR-BY-YEAR

YEAR	TEAM	OVERALL	CONF.
2008-09	Missouri State	11-20	3-15
2009-10	Missouri State	24-12	8-10
2010-11	Missouri State	26-9	15-3
Missouri State Totals		61-41	26-28
		(.598)	(.481)
2011-12	Tennessee	19-15	10-6
2012-13	Tennessee	20-13	11-7
2013-14	Tennessee	24-13	11-7
Tennessee Totals		63-41	32-20
		(.606)	(.615)
2014-15	California	18-15	7-11
2015-16	California	23-11	12-6
2016-17	California	21-13	10-8
California Totals		62-39	28-24
		(.614)	(.538)
2017-18	Missouri	18-11	8-8
Career Totals		204-132	94-80
		(.607)	(.540)

MARTIN QUICK HITS

Born _____ Sept. 23, 1971
 Hometown _____ East Saint Louis, Ill.
 Alma Mater _____ Purdue, 2000
 Family _____ Wife, Roberta
 _____ Son, Josh; Son, Chase; Daughter, Addison
 Twitter _____ @CuonzoMartin
 Instagram _____ @CoachCuonzo

AS A PLAYER

1992-95 _____ Purdue
 1995-96 _____ Vancouver Grizzlies
 _____ Grand Rapids Hoops
 1996-97 _____ Milwaukee Bucks
 _____ Grand Rapids Hoops
 _____ Felize Scandone (Italy)

AS A COACH

1999-00 _____ West Lafayette HS (Asst.)
 2000-07 _____ Purdue (Asst.)
 2007-08 _____ Purdue (Assoc. HC)
 2008-11 _____ Missouri State
 2011-14 _____ Tennessee
 2014-17 _____ California
 2017-present _____ Mizzou

HONORS

- BCA Coach of the Week (March 31, 2010)
- 2011 Missouri Valley Conference Coach of the Year
- 2011 Ben Jobe National Coach of the Year
- 2011 Hugh Durham National Coach of the Year Finalist
- 2012 Blue Ribbon SEC Co-Coach of the Year
- 2013 Ben Jobe National Coach of the Year Finalist





MIZZOU'S KASSIUS ROBERTSON
RELENTLESS

LEADS ALL GRADUATE TRANSFERS AT THE **HIGH MAJOR** LEVEL IN SCORING

16.8
POINTS PER GAME OVERALL

18.3
POINTS PER SEC GAME

MARTIN HEAD-TO-HEAD

SCHOOL	W	L	SCHOOL	W	L
Air Force	1	0	Northern Iowa	1	5
Alabama	3	3	Oakland	1	1
Alcorn State	2	0	Oklahoma State	0	2
Arizona	1	6	Ole Miss	3	4
Arizona State	4	2	Oral Roberts	1	0
Arkansas	3	3	Oregon	1	5
Arkansas State	4	0	Oregon State	6	1
Arkansas-Little Rock	3	0	Pacific	2	0
Auburn	5	2	Pepperdine	1	0
Austin Peay	0	1	Pittsburgh	0	1
Bradley	3	3	Presbyterian	1	0
Cal Poly	2	0	Princeton	2	0
Central Michigan	1	0	Rice	1	0
Chaminade	1	0	Richmond	0	1
College of Charleston	0	1	Sam Houston State	1	0
Chattanooga	1	0	San Diego State	0	2
The Citadel	3	0	Savannah State	1	0
Colorado	3	2	Seaton Hall	0	1
UConn	1	0	Seattle	1	0
Coppin State	1	0	South Carolina	6	0
Creighton	5	3	South Dakota State	1	0
Cal-State Bakersfield	0	2	Southeastern Louisiana	1	0
Davidson	1	0	Southern Illinois	4	3
Drake	4	2	Southern Indiana	1	0
Duke	0	1	Saint Louis	2	0
East Carolina	1	0	St. John's (N.Y.)	1	0
Eastern Michigan	1	0	Saint Mary's (Calif.)	1	0
Eastern Washington	1	0	Stanford	2	4
East Tennessee State	1	0	Stephen F. Austin	1	0
Evansville	5	2	Syracuse	1	0
Florida	3	4	Tennessee	1	1
Fresno State	1	0	Tennessee State	1	0
Georgetown	0	1	Tennessee Tech	1	0
Georgia	3	3	Texas	0	1
Hawaii	0	1	Texas A&M	2	3
Illinois	0	1	Tulsa	1	2
Illinois State	3	3	UC Davis	1	0
Incarmate Word	1	0	UC Irvine	2	0
Indiana State	2	5	UC Santa Barbara	1	0
Iowa	1	0	UCF	1	0
Iowa State	1	0	UCLA	2	2
Kennesaw State	2	0	UNC Asheville	2	0
Kentucky	2	5	UNC Greensboro	1	0
Long Beach State	1	0	Upper Iowa	1	0
Louisiana Tech	2	0	USC	3	1
Louisiana-Monroe	1	0	USC Update	1	0
LSU	3	1	UT Martin	2	0
Maryland Eastern Shore	1	0	Utah	3	6
Massachusetts	1	0	UTEP	0	1
Memphis	0	3	Valparaiso	0	1
Mercer	1	1	Vanderbilt	4	2
Miami (FL)	0	1	Virginia	1	3
Miami (OH)	1	0	Wagner	1	0
Michigan	0	1	Wake Forest	1	0
Middle Tennessee	1	2	Washington	4	0
Mississippi State	4	2	Washington State	5	0
Missouri	2	1	West Virginia	0	1
Montana	1	0	Western Carolina	1	0
Morehead State	1	0	Wichita State	4	6
Murray State	1	0	Wisconsin	0	1
NC State	0	1	Wisconsin-Green Bay	1	0
Nevada	2	0	Wyoming	3	0
Norfolk State	1	0	Xavier	2	1
North Florida	1	0			

MORE STORY LINES

- Nine instances of a player hitting at least six three-pointers in a game have occurred in SEC play. Senior forward **Jordan Barnett** (2) and graduate senior guard **Kassius Robertson** (2) have combined for four such games.
- Robertson has played 94.3 percent of Mizou's SEC slate, appearing in 613 of a possible 650 minutes.
- Besides scoring 26 points for his eighth 20-point game in SEC play, Robertson grabbed eight boards at Kentucky (Feb. 24) to match his career-high.

KASH MONEY

- Graduate senior guard **Kassius Robertson** has been one of the biggest surprises in the Southeastern Conference, and a welcomed one for Mizou. The graduate transfer from Canisius is currently fifth in SEC games in points per game (18.3), second in three-point percentage (.440) and second in three-pointers per game (3.2).
- His shooting proficiency comes all while playing the most minutes in the conference, averaging 38.3 minutes per game through 16 SEC games, thus far. That mark is two minutes more per game, on average, than the next closest SEC player (Kentucky's Shai Gilgeous-Alexander, 36.0).
- Robertson ranks fifth in SEC games for free throw percentage, converting 83.5 percent (66-of-79).
- Robertson led Mizou in scoring for the 16th time this season with his 26 points at Kentucky (Feb. 24). In his previous three seasons at Canisius, Robertson led the Golden Griffins in scoring 20 times, overall.
- Robertson has eight 20-point games out of Mizou's 16 conference games played, thus far.
- Robertson is one of just three players in the SEC averaging 15.0 points per game while shooting at least 40.0 percent from the field, 40.0 percent from three-point range and 80.0 from the free throw line, according to *Basketball-Reference.com*.
- Robertson's 92 three-pointers on the season rank third all-time on the program's single-season three-pointers by a senior chart, and sixth all-time on the overall single-season chart.

SCOUTING VANDERBILT

- Vanderbilt has recorded a 5-11 mark during Southeastern Conference action this season, going 11-18 overall on its schedule. In SEC play at home, the Commodores have posted a 5-3 record.
- Vanderbilt has won two of its last three league home games inside Memorial Gymnasium. The Commodores reeled off wins against Mississippi State (Feb. 14, 81-80) and Florida (Feb. 17, 71-68), before dropping its most recent contest in Nashville to Texas A&M (Feb. 24, 89-81).
- Senior forward **Jeff Roberson** has been a standout for Vanderbilt all season, and especially in conference action. Roberson's 18.4 points per SEC game ranks tied for third-best in the league, and his 6.7 rebounds per game lead the VU squad.
- Also scoring at a high rate for second-year head coach **Bryce Drew** is senior guard **Riley LaChance**, who has posted a 15.1-points-per-game-average during Vanderbilt's SEC schedule.

RELEVANT RECORDS & STATS

POINTS/GAME IN SEC GAMES - AS OF FEB. 24

Name	CL	G	FG	3FG	FT	PTS	AVG
1. Yante Maten-UG	Sr	16	101	11	98	311	19.4
2. Daryl Macon-AR	Sr	16	89	42	77	297	18.6
3. Jaylen Barford-AR	Sr	16	108	42	37	295	18.4
Jeff Roberson-VU	Sr	16	93	32	77	295	18.4
5. Robertson-MO	Sr	16	86	54	66	292	18.3
6. M. Heron-AU	So	15	87	23	54	251	16.7
7. Collin Sexton-UA	Fr	14	73	16	69	231	16.5
8. Bryce Brown-AU	Jr	15	77	53	38	245	16.3
9. G. Williams-UT	So	16	85	0	90	260	16.3
10. Q Weatherspoon-MS	Jr	16	84	22	52	242	15.1

MIZZOU ALL-TIME SINGLE-SEASON 3-POINTERS

Name	Season	Made
1. Clarence Gilbert	2001-02	118
2. Kareem Rush	2001-02	111
3. Clarence Gilbert	2000-01	102
4. Marcus Denmon	2011-12	99
5. Thomas Gardner	2005-06	94
6. Kassius Robertson	2017-18	92
7. Ricky Clemons	2002-03	88
Clarence Gilbert	1999-00	88
9. Marcus Denmon	2010-11	82
Matt Lawrence	2008-09	82

MIZZOU FRESHMAN SINGLE-SEASON BLOCKS

Name	Season	Blocks
1. Arthur Johnson	2000-01	65
2. Johnathan Williams, III	2013-14	57
3. Jontay Porter	2017-18 (29)	51
4. Doug Smith	1987-88	34
5. Jeremiah Tilmon	2017-18 (29)	29
6. Tate Decker	1996-97	24
7. Reed Nikko	2016-17	19
Nathan Buntin	1986-87	19
9. Kalen Grimes	2004-05	18
10. Gary Leonard	1985-86	17
Mike Sandbothe	1985-86	17

3 PT FG % IN SEC GAMES - AS OF FEB. 24

Name	CL	G	3M	3A	AVG
1. K. Robertson-MO	Sr	16	54	120	.450
2. Jaylen Barford-AR	Sr	16	42	96	.438
Egor Koulechov-UF	Sr	16	35	80	.438
4. Lamonte Turner-UT	So	16	33	77	.429
5. Bryce Brown-AU	Jr	15	53	125	.424
6. Jordan Barnett-MO	Sr	16	43	102	.422
7. Daryl Macon-AR	Sr	16	42	101	.416
8. Riley LaChance-VU	Sr	16	40	103	.388
9. Jeff Roberson-VU	Sr	16	32	84	.381
10. Frank Booker-SC	Sr	16	32	87	.368

FT % IN SEC GAMES - AS OF FEB. 24

Name	CL	G	FTM	FTA	%
1. Lamonte Turner-UT	So	16	45	48	.938
2. Daryl Macon-AR	Sr	16	77	88	.875
Desean Murray-AU	Jr	16	63	72	.875
4. Jared Harper-AU	So	16	99	117	.846
5. K. Robertson-MO	Sr	16	66	79	.835
6. Skylar Mays-LS	So	16	44	53	.830
7. Kevin Puryear-MO	Jr	16	42	51	.824
8. Gilgeous-Alexander-UK	Fr	16	59	72	.819
9. Kevin Knox-UK	Fr	16	57	70	.814
10. Mustapha Heron-AU	So	15	54	67	.806

MORE STORY LINES

- Freshman forward **Jeremiah Tilmon** recorded his second double-double with 12 points and a season-high 12 rebounds vs. Ole Miss (Feb. 20).
- Mizou had six players – freshman forward **Jontay Porter** (17), graduate senior guard **Kassius Robertson** (16), senior forward **Jordan Barnett** (15), junior guard **Jordan Geist** (15), freshman forward **Jeremiah Tilmon** (12) and junior forward **Kevin Puryear** (11) – score in double-figures vs. Ole Miss (Feb. 20) for the first time since Jan. 11, 2012, when six Tigers scored in double-figures against Iowa State.
- Porter is one of just 10 players nationally to have recorded at least 50 assists (57) and 50 blocks (51), according to *Basketball-Reference.com*.
- Martin has installed his patented defensive approach, while also shaping a sharp-shooting squad. Mizou ranks in the nation's Top 50 in both offensive (54.6, 43rd) and defensive (46.4, 14th) effective field goal percentage.
- Mizou ranks third in SEC games in field goal defense, holding foes to a .416 mark (397-of-954).
- Mizou has outrebounded its opponents in 20-of-29 games this season.

MORE KASH MONEY

- The last Tiger to compile at least 90 three-pointers in a season was former Mizou guard Marcus Denmon during the 2011-12 season (99).
- Graduate senior guard **Kassius Robertson** became the first SEC player this season to claim back-to-back league player of the week honors (Feb. 12) with his efforts at Ole Miss (Feb. 6) and against Mississippi State (Feb. 10), averaging 24.5 points between the two wins.
- Robertson scored a season-best 27 points in the win in Oxford, which he followed up with 22 points in the overtime win over the Bulldogs. The graduate transfer sank five three-pointers in both victories.
- Robertson earned his first SEC weekly award for his leading role in Mizou's wins at Alabama (Jan. 31, 69-60) and vs. No. 21 Kentucky (Feb. 3, 69-60), as he averaged 19.0 points across the two victories. Robertson's first weekly SEC honor was significant in that it was Mizou's first in four seasons. The previous time a Tiger earned SEC Player of the Week before Robertson's recognition was during the 2013-14 season when former guard **Jordan Clarkson** earned the award on Dec. 30, 2013.
- The graduate transfer from Canisius is averaging a solid 16.8 points per game, a total that ranks No. 1 among graduate transfers playing at the high major level. That total stands as fourth-best overall among all graduate transfers across NCAA Div. I.

DIALED IN FROM DEEP

- Mizou has hit 268 three-pointers thus far in the 2017-18 season for an average of 9.2 per game that ranks second in the SEC. That mark has surpassed last season's 32-game total of 225.
- The Tigers' 268 triples are the third-most ever by a Mizou team through 28 games, according to historian Tom Orf. Mizou hit 279 in the same time frame during the 1999-2000 season for the best mark. The 2001-02 Tigers squad sank 270 triples in 29 games for the second-highest total.
- Martin's squad has compiled 18 games of 10-or-more three-pointers through 29 contests this season. Last season's Mizou group recorded exactly five games of 10-or-more three-pointers for the entire 2016-17 campaign (32 games), and made 225 total three-pointers.
- For an entire season, Mizou's 18 games with 10-or-more triples are the most in program history. The 1999-2000 Tigers compiled 15 such games for the previous program record.

BARNETT HAS SOME BOUNCE

- Senior forward **Jordan Barnett** has averaged 14.8 points per game over Mizou's last five games, scoring in double-figures in all five of those contests. Barnett led the way for the Tigers at LSU (Feb. 17), scoring a team-best 18 points. He followed that up with 15 points vs. Ole Miss (Feb. 20).
- Earlier this season, Barnett put together an impressive 10-game stretch, averaging 19.7 points per game from Mizou's win over St. John's (Nov. 24) to the Florida game (Jan. 6).
- Barnett's 42.2-percent mark from three-point land in SEC games ranks sixth-best in the league. His 2.7 three-pointers made per SEC game ranks third.

MINUTE MEN

- Head coach **Cuonzo Martin** has often remarked on his inability to wear down graduate senior guard **Kassius Robertson** or senior forward **Jordan Barnett**. That shows in their minutes played.
- Robertson leads the league in overall minutes played and in conference games-only, averaging 35.7 and 38.3 minutes, respectively.
- Barnett ranks fourth in the SEC in minutes played overall and fifth in conference games (33.6; 35.2).
- Of the seven games of 40-minutes-or-more logged by Tigers this season, six have been either Barnett or Robertson. Junior guard **Jordan Geist** logged the other instance with 40 minutes vs. Ole Miss (Feb. 20).

MIZZOU ARENA



The beautiful home to Mizou Basketball, Mizou Arena opened for the 2004-05 season, housing Norm Stewart Court along with locker rooms, practice and training facilities, coaches offices, team video room, medical training areas and a player lounge with attached kitchen.

Mizou Arena received a multi-million dollar upgrade prior to the 2014-15 season, which saw a state-of-the-art video board installed above center court. Additionally, the Tigers' player lounge and locker room area received a tremendous upgrade. Ahead of the 2017-18 season, new \$600,000 ribbon boards were placed in the arena, along with new LED court-side tables and NBA-style shot clocks.



Constructing Mizou Arena was an impressive feat in itself - more than 104,000 clay bricks were used on the building, as well as more than 2,000 tons of steel. The facility, from arena floor to roof, stands 117-feet, nine-inches tall.

The seating capacity of Mizou Arena is 15,061, with 26 suites separating lower and upper decks of Black & Gold fans.

Mizou's rowdy student section encompasses the entire west bleacher section, totaling approximately 4,000 seats.

The north entrance to Mizou Arena features the Hall of Fame Lobby, which showcases the University of Missouri's many all-time great student-athletes and traditions.

The southern portion of Mizou Arena houses many of the Tigers' administrative departments, ensuring that Mizou's support staff are never far away.



Retired Numbers Hanging in Mizou Arena

- | | |
|---------------------|-------------------------|
| Bill Stauffer - #43 | Steve Stipanovich - #40 |
| Norm Stewart - #22 | Jon Sundvold - #20 |
| Willie Smith - #30 | Doug Smith - #34 |

Mizou Arena Record

188-55 (.774) *

* Full home records on Page 9

BLOCKED BY JONTAY

- Freshman forward **Jontay Porter's** 51 blocks rank as second-most by a freshman Tiger through the first 29 games of a season. Freshman single-season record holder **Arthur Johnson** had 65 blocks in 2000-01 and had 62 through 29 contests.
- Porter recorded the third double-double of his freshman season in the win at Ole Miss (Feb. 6), scoring 18 points and grabbing 13 rebounds.
- Porter had five blocks against the Rebels; the third time this season he has accomplished that feat. Dating back to 1974-75, no other Tiger has had three five-block games in a season.

EVEN MORE STORY LINES

- Head coach **Cuonzo Martin** claimed his 200th career victory as Mizzou won on the road at Alabama (Jan. 31), 69-60.
- Junior forward **Kevin Puryear** ranks in the SEC's Top 10 for active career points (994, 8th).
- Puryear ranks seventh in SEC games for free throw percentage, sinking 82.4 percent of his foul shots through 16 games (42-of-51).
- The Tigers have improved immensely as a blocking team (4.4 BPG), more than doubling last season's blocks per game average (2.1).
- The Black & Gold completed its most successful nonconference schedule since the 2013-14 season (12-1), winning 10 games against three losses.
- Mizzou's 78-69 win at South Carolina (Jan. 3) was the first road conference win for the program since Jan. 28, 2014, when the Tigers defeated Arkansas in Fayetteville, 75-71.
- Iron Man! Graduate senior guard **Kassius Robertson** has played at least 20 minutes in 105-straight games dating back to midway through his freshman season (2014-15) at Canisius.

3-0 IN #RALLYFORRHAN GAMES

- Mizzou defeated Mississippi State (Feb. 10), 89-85, in overtime and more than \$72,000 was raised for pediatric cancer research at Mizzou Arena. The annual Gold Rush game saw the Tigers wear their gold uniforms in honor of the special cause.
- Played in support of Mizzou Athletics' staff member **Brad Loos'** seven-year old daughter, **Rhyan**, the #RallyForRhyan movement began to raise awareness for Rhyan's ongoing fight against pediatric cancer. More than \$100,000 was raised across the first two #RallyForRhyan games, including more than \$54,000 during last season's game against Arkansas, an 83-78 win (Feb. 4, 2017).
- In the first #RallyForRhyan Game during the 2015-16 season (Feb. 13), Mizzou took care of business against Tennessee, 75-64.

SEC TOURNAMENT IN ST. LOUIS

- For the first time ever, the Southeastern Conference Men's Basketball Tournament will be played west of the Mississippi River. St. Louis, Missouri, plays host to the 2018 edition of the event, at the Scottrade Center from March 7-11, 2018.
- The Scottrade Center is a contemporary, 12-story glass and concrete structure located in the heart of downtown St. Louis. The home of the NHL's St. Louis Blues, the Scottrade Center also features a full range of arena programming, including concerts, ice shows, family shows and other sporting events. The Scottrade Center plays host to approximately 175 events per year, bringing nearly two million guests and ranking among the top arenas in the country.
- The SEC Tournament will be carried on SEC Network and ESPN, with the quarterfinals, semifinals and championship game on the main network.
- The tournament, routinely in Nashville, Tennessee, deviates again to Tampa, Florida, in 2022.

ROBUST RECRUITING

- Head coach **Cuonzo Martin** signed three future Tigers to Mizzou's 2018 recruiting class on Nov. 9. The trio is set to join Mizzou's 2018-19 roster.
- Guard **Javon Pickett** (Belleville, Ill.), currently in a postgrad year of prep school at Sunrise Christian Academy in Wichita, Kansas, was an exceptional scorer for Belleville East High School as a senior in 2016-17. Pickett scored 25.3 points per game to earn *St. Louis Post-Dispatch* All-Metro recognition.
- Originally a 2017 recruit, the 6-5 195-pound Pickett signed with Illinois before opting out of his NLI and reclassifying for a year of prep school.
- With three years of eligibility remaining, **K.J. Santos** (Geneva, Ill.) comes to Columbia by way of Tallahassee Community College after a freshman season at Illinois-Chicago in 2016-17 that saw him average 7.1 points and 4.2 rebounds per game. A 6-8, 220-pound forward, Santos made 30 starts within 35 total game appearances as a freshman and scored a career-best 19 points with five three-pointers in an OT win at Milwaukee (Feb. 4, 2017).
- From The Whitfield School, the Tigers gained 6-5, 220-pound guard **Torrence Watson** (St. Louis, Mo.). The four-star standout was rated as a Top 150 recruit by both ESPN and Rivals after a junior campaign that saw Watson propel The Whitfield School to a Missouri Class 3 team runners-up finish. Watson averaged 28.0 points per game as a junior.

NEXT UP

- The Tigers return home to Mizzou Arena one final time to close the 2017-18 regular season with Senior Day against Arkansas on Saturday, March 3.
- Tipoff is scheduled for 5 p.m. CT on ESPN2, with additional live coverage on the Tiger Radio Network.
- Mizzou's trio of departing Tigers, senior forward **Jordan Barnett**, senior guard **Brett Rau** and graduate senior guard **Kassius Robertson**, will be recognized during pregame festivities. Fans are encouraged to arrive early and be at their seats.
- Mizzou handled Arkansas in the most recent meeting between the two schools, winning 83-78 at Mizzou Arena on Feb. 4, 2017.

RELEVANT RECORDS & STATS

MIZZOU SENIOR SINGLE-SEASON 3-POINTERS

Name	Season	Made
1. Clarence Gilbert	2001-02	118
2. Marcus Demon	2011-12	99
3. Kassius Robertson	2017-18 (29)	92
Matt Lawrence	2008-09	82
5. Paul O'Liney	1994-95	79
6. Kim English	2011-12	78
7. Jordan Barnett	2017-18 (29)	72
Jason Sutherland	1996-97	72
9. Mark Atkins	1993-94	71
Brian Grawer	2000-01	71

TOP 10 FG % DEF. IN SEC GAMES - AS OF FEB. 24

Name	G	M	A	%
1. Georgia	16	374	948	.395
2. Alabama	16	365	914	.399
3. Missouri	16	397	954	.416
4. Kentucky	16	389	933	.417
5. Tennessee	16	381	893	.427
6. Florida	16	385	897	.429
7. Texas A&M	16	419	967	.433
8. Mississippi State	16	397	914	.434
9. Arkansas	16	405	920	.440
10. Ole Miss	16	420	949	.443

MINUTES/GAME IN THE SEC - AS OF FEB. 24

Name	CL	G	TOT	AVG
1. K. Robertson-MO	Sr	16	613	38.3
2. Gilgeous-Alexander-UK	Fr	16	576	36.0
3. Jeff Roberson-VU	Sr	16	570	35.6
4. Yante Maten-UG	Fr	16	569	35.6
5. Jordan Barnett-MO	Sr	16	563	35.2
6. Tremont Waters-LS	Fr	16	537	33.6
7. Chris Chiozza-UF	Sr	16	530	33.1
8. Q Weatherspoon-MS	Jr	16	525	32.8
9. Jaylen Barford-AR	Sr	16	523	32.7
10. Riley LaChance-VU	Sr	16	521	32.6

TOP 3PT % IN SEC GAMES - AS OF FEB. 24

Name	G	3M	3A	%
1. Arkansas	16	119	302	.394
2. Missouri	16	145	380	.382
3. Auburn	16	159	421	.378
4. Tennessee	16	116	314	.369
5. Florida	16	136	373	.365
6. Vanderbilt	16	147	410	.359
7. LSU	16	122	371	.329
8. South Carolina	16	106	326	.325
9. Kentucky	16	75	236	.318
10. Alabama	16	102	324	.315

MIZZOU ACTIVE CAREER POINTS LEADERS

Name	G	TOT	AVG
1. Kassius Robertson ^	129	1,724	13.4
2. Kevin Puryear	92	994	10.8
3. Jordan Barnett ^	77	734	9.5
4. Jordan Geist	61	446	7.3

^ Robertson began his playing career at Canisius
 ^ Barnett began his playing career at Texas

NORM

- Mizou’s legendary head coach, **Norm Stewart**, was honored with the dedication of a statue outside Mizou Arena on the Walsworth Family All-American Plaza on Nov. 10, ahead of Mizou’s exciting season-opening win vs. Iowa State.
- Funded by private donations, the statue honors Stewart’s 39-year association with his alma mater as a student-athlete, assistant coach, and head coach of Mizou Basketball from 1967-1999.
- Stewart won more than 630 games in his Hall of Fame career, guiding Mizou to 16 of its 26 all-time NCAA Tournament appearances and 19 Big 8 Conference championships.

SOLD OUT ARENA

- Mizou Arena is officially sold out of season tickets for the 2017-18 season, with the public season ticket sales total (9,572) standing as an arena record.
- Mizou Arena holds 15,061 fans, and Mizou Athletics has sold 15,600 season tickets to date, including 6,028 student combo tickets which are good for both men’s basketball and football games.
- An increase of nearly 4,000 tickets took place in the offseason, as last season’s final total of Mizou public season ticket holders was 5,802.
- Mizou’s student season ticket total of 6,028 is double last year’s total of 3,008 and marks the most sold since 2013-14 when 6,816 student tickets were purchased. Prior to this season, Mizou Arena’s last sold-out men’s basketball game was for the Tigers’ 93-63 victory over Arkansas, March 5, 2013.

STATEMENT ON HARRIS

- Mizou Men’s Basketball head coach **Cuonzo Martin** announced the following on Jan. 5: “Blake Harris has decided to transfer from the Mizou Men’s Basketball program. We will support and assist him in any way possible.”

STATEMENT ON ROBERTS

- Mizou Men’s Basketball head coach **Cuonzo Martin** announced the following on Dec. 7: “C.J. Roberts will transfer from the Mizou Men’s Basketball program. We wish him nothing but the best, and we will assist him in any way possible.”

STATEMENTS ON #MPJR

- Mizou Men’s Basketball announced the following on Nov. 21: **Michael Porter, Jr.** will undergo surgery on Nov. 21, in Dallas, Texas. The procedure, a microdiscectomy of the L3-L4 spinal discs, has a projected recovery time of three-four months and will likely cause him to miss the remainder of the season. Michael is expected to make a complete recovery, and the Mizou Men’s Basketball program wishes Michael the best during this process. No further information is available at this time.
- **Statement from head coach Cuonzo Martin:** “Our top priority as a program is the well-being of our student-athletes, so Michael beginning this process to be 100 percent healthy is important to all of us. Our focus has been on Michael’s well-being, just like every other player in our locker room. We will continue to work every day to build Mizou Basketball into a program to be proud of. We’re preparing now for a trip that is a tremendous opportunity. I’m excited to get after it in Orlando.”
- **Statement from Michael Porter, Jr.:** “I really appreciate the support of my family and the Mizou Men’s Basketball program as I begin this process. I’m thankful for all the kind words and messages I’ve received from fans. Those mean a lot to me. I cannot wait to be completely healthy and playing the game I love, once again.”

CAREER STAT LINES VS. VANDERBILT

MIZZOU 72, VANDERBILT 52

2-11-17 2:31 PM AT COLUMBIA, MO. (MIZZOU ARENA)
VISITORS: VANDERBILT 12-13, 5-7 HOME TEAM: MIZZOU 7-17, 2-10

##	PLAYER	TOT-FG			3-PT		REBOUNDS			PF	TP	A	TO	BLK	S	MIN	
		FG	FGA	FG	FGA	FT	FTA	OF	DE								TOT
24	PURYEAR, KEVIN *	5	12	3	3	0	0	2	6	8	3	13	0	0	1	0	32
33	VANLEER, CULLEN *	1	3	1	3	2	2	0	0	0	2	5	4	1	1	1	30
14	NIKKO, REED	0	0	0	0	0	0	0	0	0	0	0	0	0	0	0	0+
15	GEIST, JORDAN	1	3	0	1	2	2	0	0	0	1	4	3	0	0	0	20
21	BARNETT, JORDAN	6	10	5	8	6	6	5	4	9	1	23	0	0	1	0	29

VANDERBILT 86, MIZZOU 71

02/10/16 8 P.M. AT NASHVILLE, TENN. (MEMORIAL GYM)
VISITORS: MIZZOU 8-16, 1-10 HOME TEAM: VANDERBILT 14-10, 6-5

##	PLAYER	TOT-FG			3-PT		REBOUNDS			PF	TP	A	TO	BLK	S	MIN	
		FG	FGA	FG	FGA	FT	FTA	OF	DE								TOT
24	PURYEAR, KEVIN *	4	10	0	1	2	3	3	4	7	1	10	0	0	0	2	23
32	WOLF, ADAM	0	1	0	1	0	0	0	0	0	0	0	0	0	0	0	1
33	VANLEER, CULLEN	1	4	1	3	0	0	0	3	3	2	3	0	1	0	0	17

RECORD TRENDS

Home games _____ 12-3
 Leading at halftime _____ 9-0
 Trailing at halftime _____ 1-3
 Tied at halftime _____ 2-0

Road games _____ 4-6
 Leading at halftime _____ 4-0
 Trailing at halftime _____ 0-5
 Tied at halftime _____ 0-1

Neutral site _____ 2-2
 Leading at halftime _____ 2-1
 Trailing at halftime _____ 0-1
 Tied at halftime _____ 0-0

In games decided by 5 points or fewer _____ 6-5
 In games decided by 6-9 points _____ 4-1
 In games decided by 10-19 points _____ 4-4
 In games decided by 20+ points _____ 4-1

Mizzou scores 59 points or fewer _____ 1-2
 Mizzou scores 60-69 points _____ 6-5
 Mizzou scores 70-79 points _____ 4-3
 Mizzou scores 80-89 points _____ 3-1
 Mizzou scores 90 points or more _____ 4-0

Opponent scores 59 points or fewer _____ 9-0
 Opponent scores 60-69 points _____ 5-3
 Opponent scores 70-79 points _____ 1-4
 Opponent scores 80 points or more _____ 3-4

Mizzou outrebounds opponent _____ 14-6
 Opponent outrebounds Mizzou _____ 4-4
 Tied in rebounding _____ 0-1

Fewer turnovers than opponent _____ 6-0
 More turnovers than opponent _____ 11-11
 Tied in turnovers _____ 1-0

White jerseys _____ 11-2
 Black jerseys _____ 4-5
 Anthracite jerseys _____ 2-3
 Gold jerseys _____ 1-1

Specific Tiger high-scorer/co-high-scorer
 When Kassius Robertson leads _____ 10-6
 When Jordan Barnett leads _____ 4-4
 When Kevin Puryear leads _____ 4-0
 When Jordan Geist leads _____ 2-1
 When Jontay Porter leads _____ 1-1
 When Jeremiah Tilmon leads _____ 1-1

DEFENSE!

Mizzou has held opponents under its season scoring average with regularity, doing so in in **20 out of a possible 27 games** (Mizzou was the 2017-18 season-opener for both Iowa State and Wagner).

Opponent	Avg.	Pts.	Diff.	Res.
at Utah	87.0	77	-10.0	L
Emporia State	74.8	62	-12.8	W
vs. Long Beach State	80.2	58	-22.2	W
vs. St. John's	77.8	82	+4.2	W
vs. West Virginia	88.7	83	-5.7	L
at UCF	64.5	59	-5.5	W
Miami (Ohio)	72.9	51	-21.9	W
Green Bay	70.4	77	+6.6	W
North Florida	81.0	51	-30.0	W
Stephen F. Austin	81.5	81	-0.5	W
vs. Illinois	82.5	70	-12.5	L
at South Carolina	72.3	68	-4.3	W
Florida	83.4	77	-6.4	L
Georgia	72.8	56	-16.8	W
at Arkansas	86.3	65	-21.3	L
Tennessee	79.6	55	-24.6	W
at Texas A&M	76.4	60	-16.4	L
Auburn	85.3	91	+5.7	L
at Mississippi State	74.0	74	=0.0	L
at Alabama	74.4	60	-14.4	W
Kentucky	77.6	60	-17.6	W
at Ole Miss	77.3	69	-8.3	W
Mississippi State	72.9	85	+12.1	W
Texas A&M	75.9	58	-17.9	W
at LSU	77.6	64	-13.6	L
Ole Miss	75.6	90	+14.4	L
at Kentucky	76.2	87	+10.8	L

CLUTCH FREE THROWS

LAST 5 MINUTES

PLAYER	FTM	FTA	FT%
Kevin Puryear	19	20	.950
Kassius Robertson	48	57	.842
Jordan Barnett	14	17	.824
Jontay Porter	21	30	.700
Jordan Geist	23	34	.676
Reed Nikko	2	3	.667
Jeremiah Tilmon	2	8	.250
Brett Rau	0	2	.000

LAST 2 MINUTES

PLAYER	FTM	FTA	FT%
Kevin Puryear	10	10	1.000
Kassius Robertson	36	43	.837
Jordan Barnett	11	14	.786
Jontay Porter	10	16	.625
Jordan Geist	16	26	.615
Jeremiah Tilmon	1	4	.250

CONFERENCE CORNER

ALL-TIME RECORDS VS. SEC OPPONENTS

School	All-Time	vs. HCCM	Strk	School	All-Time	vs. HCCM	Strk
Alabama	3-9	3-3	W1	Ole Miss	2-10	2-4	L1
Arkansas	20-26	3-3	L1	Miss. St.	4-6	4-2	W1
Auburn	4-4	5-2	L1	S. Carolina	4-4	6-0	W1
Florida	2-6	3-4	L3	Tennessee	6-5	1-1	W1
Georgia	5-6	3-3	W1	Texas A&M	15-18	2-3	W1
Kentucky	1-11	2-5	L1	Vanderbilt	4-6	4-2	W1
LSU	2-6	3-1	L3				

STANDINGS (AS OF FEB. 24)

SCHOOL	CONF	OVERALL	HOME	ROAD	NEUTRAL	PF	PA	STRK
Auburn	12-4	24-5	14-1	7-3	3-1	2444	2104	L-1
Tennessee	11-5	21-7	12-2	7-4	2-1	2089	1874	W2
Mississippi State	9-7	21-8	18-1	2-7	1-0	2181	1947	W3
Kentucky	9-7	20-9	15-2	4-5	1-2	2222	2048	W3
Arkansas	9-7	20-9	14-2	3-6	3-1	2384	2189	W1
Florida	9-7	18-11	11-5	4-4	3-2	2209	2023	W1
Missouri	8-8	18-11	12-3	4-6	2-2	2134	1985	L-3
Alabama	8-8	17-12	12-4	2-7	3-1	2127	2019	L-3
Texas A&M	7-9	18-11	12-3	3-7	3-1	2201	2037	W1
Georgia	7-9	16-12	11-3	4-8	1-1	1937	1891	W1
LSU	7-9	16-12	12-4	3-6	1-2	2175	2072	L-1
South Carolina	6-10	15-14	9-5	4-7	2-2	2011	1969	L-1
Ole Miss	5-11	12-17	10-7	1-9	1-1	2195	2237	L-1
Vanderbilt	5-11	11-18	11-6	0-10	0-2	2106	2147	L-2

ALL-TIME SEC PLAYER OF THE WEEK

2012-13	2017-18
Dec. 24 Laurence Bowers	Feb. 5 Kassius Robertson
Jan. 7 Phil Pressey	Feb. 12 Kassius Robertson
March 4 Alex Oriakhi	

2013-14

Nov. 18 Jordan Clarkson
Dec. 9 Jordan Clarkson
Dec. 30 Jordan Clarkson

PRESEASON MEDIA POLL

1. Kentucky
2. Florida
3. Texas A&M
4. Alabama
5. Missouri
6. Arkansas
7. Vanderbilt
8. Georgia
9. Auburn
10. Ole Miss
11. South Carolina
12. Mississippi State
13. Tennessee
14. LSU

MEDIA PRESEASON PREDICTIONS

- First Team All-SEC**
 KeVaughn Allen – Florida
 Yante Maten – Georgia
 Hamidou Diallo – Kentucky
Michael Porter, Jr. – Missouri
 Robert Williams – Texas A&M
- Second Team All-SEC**
 Collin Sexton – Alabama
 Kevin Knox – Kentucky
 Terence Davis – Ole Miss
 Deandre Burnett – Ole Miss
 Quindary Weatherspoon – Miss State
 Tyler Davis – Texas A&M
 Matthew Fisher-Davis – Vanderbilt

COACHES' PRESEASON PREDICTIONS

- First Team All-SEC**
 KeVaughn Allen – Florida
 Yante Maten – Georgia
 Kevin Knox – Kentucky
 Deandre Burnett – Ole Miss
 Quindary Weatherspoon – Miss State
Michael Porter, Jr. – Missouri
 Tyler Davis – Texas A&M
 Robert Williams – Texas A&M
 Matthew Fisher-Davis – Vanderbilt
- Second Team All-SEC**
 Braxton Key – Alabama
 Collin Sexton – Alabama
 Jaylen Barford – Arkansas
 Daryl Macon – Arkansas
 Mustapha Heron – Auburn
 Chris Chiozza – Florida
 Terence Davis – Ole Miss
 Hamidou Diallo – Kentucky
 Chris Silva – South Carolina
 Grant Williams – Tennessee



STARTING LINEUPS

GAME	F	F	F	G	G	Record
Iowa State (Nov. 10)	13-Porter	21-Barnett	23-Tilmon	3-Robertson	33-VanLeer	1-0
Wagner (Nov. 13)	21-Barnett	23-Tilmon	24-Puryear	3-Robertson	33-VanLeer	1-0
at Utah (Nov. 16)	21-Barnett	23-Tilmon	24-Puryear	3-Robertson	33-VanLeer	1-1
Emporia State (Nov. 20)	21-Barnett	23-Tilmon	24-Puryear	3-Robertson	15-Geist	1-0
vs. Long Beach St. (Nov. 23)	21-Barnett	23-Tilmon	24-Puryear	3-Robertson	55-Harris	1-0
vs. St John's (Nov. 24)	21-Barnett	23-Tilmon	24-Puryear	3-Robertson	55-Harris	2-0
vs. West Virginia (Nov. 26)	21-Barnett	23-Tilmon	24-Puryear	3-Robertson	55-Harris	2-1
at UCF (Nov. 30)	21-Barnett	23-Tilmon	24-Puryear	3-Robertson	55-Harris	3-1
Miami (Ohio) (Dec. 5)	21-Barnett	23-Tilmon	24-Puryear	3-Robertson	55-Harris	4-1
Green Bay (Dec. 9)	21-Barnett	23-Tilmon	24-Puryear	3-Robertson	55-Harris	5-1
North Florida (Dec. 16)	21-Barnett	23-Tilmon	24-Puryear	3-Robertson	55-Harris	6-1
Stephen F. Austin (Dec. 19)	21-Barnett	23-Tilmon	24-Puryear	3-Robertson	55-Harris	7-1
vs. Illinois (Dec. 23)	21-Barnett	23-Tilmon	24-Puryear	3-Robertson	55-Harris	7-2
at South Carolina (Jan. 3)	21-Barnett	23-Tilmon	24-Puryear	3-Robertson	15-Geist	2-0
Florida (Jan. 6)	21-Barnett	23-Tilmon	24-Puryear	3-Robertson	15-Geist	2-1
Georgia (Jan. 10)	11-Porter	21-Barnett	23-Tilmon	3-Robertson	15-Geist	1-0
at Arkansas (Jan. 13)	11-Porter	21-Barnett	23-Tilmon	3-Robertson	15-Geist	1-1
Tennessee (Jan. 17)	11-Porter	21-Barnett	23-Tilmon	3-Robertson	15-Geist	2-1
at Texas A&M (Jan. 20)	11-Porter	21-Barnett	23-Tilmon	3-Robertson	15-Geist	2-2
Auburn (Jan. 24)	11-Porter	21-Barnett	23-Tilmon	3-Robertson	15-Geist	2-3
at Mississippi St. (Jan. 27)	11-Porter	21-Barnett	23-Tilmon	3-Robertson	15-Geist	2-4
at Alabama (Jan. 31)	21-Barnett	23-Tilmon	24-Puryear	3-Robertson	33-VanLeer	2-1
Kentucky (Feb. 3)	21-Barnett	23-Tilmon	24-Puryear	3-Robertson	33-VanLeer	3-1
at Ole Miss (Feb. 6)	21-Barnett	23-Tilmon	24-Puryear	3-Robertson	33-VanLeer	4-1
Mississippi State (Feb. 10)	21-Barnett	23-Tilmon	24-Puryear	3-Robertson	33-VanLeer	5-1
Texas A&M (Feb. 13)	21-Barnett	23-Tilmon	24-Puryear	3-Robertson	33-VanLeer	6-1
at LSU (Feb. 17)	21-Barnett	23-Tilmon	24-Puryear	3-Robertson	33-VanLeer	6-2
Ole Miss (Feb. 20)	21-Barnett	23-Tilmon	24-Puryear	3-Robertson	33-VanLeer	6-3
at Kentucky (Feb. 24)	21-Barnett	23-Tilmon	24-Puryear	3-Robertson	33-VanLeer	6-4

CAREER DOUBLE-DOUBLES

PLAYER / GAME	Double	Double	Career Total
Jordan Barnett			
Lipscomb (Dec. 29, 2016)	15 points	13 rebounds	1st
vs. West Virginia (Nov. 26, 2017)	21 points	11 rebounds	2nd
North Florida (Dec. 16, 2017)	18 points	11 rebounds	3rd
vs. Illinois (Dec. 23)	19 points	10 rebounds	4th
at Arkansas (Jan. 13)	12 points	10 rebounds	5th
Jontay Porter			
Emporia State (Nov. 20, 2017)	11 points	11 rebounds	1st
Georgia (Jan. 10, 2018)	15 points	10 rebounds	2nd
at Ole Miss (Feb. 6, 2018)	18 points	13 rebounds	3rd
Kevin Puryear			
Auburn (Jan. 9, 2016)	14 points	11 rebounds	1st
vs. Xavier (Nov. 16, 2016)	22 points	10 rebounds	2nd
Tennessee (Jan. 17, 2018)	12 points	10 rebounds	3rd
Jeremiah Tilmon			
Green Bay (Dec. 9, 2017)	12 points	11 rebounds	1st
Ole Miss (Feb. 20, 2018)	12 points	12 rebounds	2nd

20+ POINTS IN 2017-18

Player	Date	Opp.	Pts.
K. Robertson	11-13	Wagner	23
Jordan Barnett	11-26	vs. West Virginia	21
Kevin Puryear	12-5	Miami (Ohio)	20
Jordan Geist	12-9	Green Bay	28
Jordan Barnett	12-19	Stephen F. Austin	22
K. Robertson	12-19	Stephen F. Austin	23
K. Robertson	12-23	vs. Illinois	22
K. Robertson	1-3	at South Carolina	23
Jordan Barnett	1-6	Florida	28
K. Robertson	1-13	at Arkansas	26
K. Robertson	1-24	Auburn	21
K. Robertson	1-27	at Mississippi St.	20
K. Robertson	1-31	at Alabama	22
K. Robertson	2-6	at Ole Miss	27
K. Robertson	2-10	Mississippi State	22
K. Robertson	2-24	at Kentucky	26

HOME SWEET HOME

Season	Home Record
2017-18	12-3
2016-17	6-11
2015-16	10-7
2014-15	8-9
2013-14	*0-3
2012-13	17-0
2011-12	16-1
2010-11	17-1
2009-10	16-2
2008-09	18-0
2007-08	13-4
2006-07	15-4
2005-06	11-5
2004-05	14-5

All-Time: _____ 188-55 (.774) on-court record
 _____ 173-55 (.760) in 14 seasons*

* 2013-14 wins later vacated (record was 15-3)

RONNIE SUGGS

HT 6-6	WT 190	CL Junior	POS Guard	MAJOR Communication	HOMETOWN Washington, Mo.	HIGH SCHOOL Vermont Academy (Vt.)	PREV. SCHOOL Bradley
------------------	------------------	---------------------	---------------------	-------------------------------	------------------------------------	---	--------------------------------



@RONNIESUGGS2

GAME HIGHS	POINTS	2016-17 _____, 7, Twice	3-PT FIELD GOALS ATTEMPTED	2016-17 _____, 4, Delaware, 11-13-16	ASSISTS	2016-17 _____, 1, 5 times
	Career _____, 17, at Arizona, 11-16-15	Career _____, 8, at Indiana St., 2-27-16	Career _____, 4, Twice			
	FIELD GOALS MADE	2016-17 _____, 3, Nevada, 12-3-16	FREE THROWS MADE	2016-17 _____, 3, SEMO, 11-18-16	BLOCKS	2016-17 _____, 1, Chicago State, 12-10-16
	Career _____, 6, Twice	Career _____, 7, Illinois State, 1-20-16	Career _____, 2, North Dakota, 12-5-15			
	FIELD GOALS ATTEMPTED	2016-17 _____, 5, Delaware, 11-13-16	FREE THROWS ATTEMPTED	2016-17 _____, 4, SEMO, 11-18-16	STEALS	2016-17 _____, 1, 4 times
	Career _____, 14, Twice	Career _____, 8, Illinois State, 1-20-16	Career _____, 3, UNI, 1-27-16			
3-PT FIELD GOALS MADE	2016-17 _____, 1, Delaware, 11-13-16	REBOUNDS	2016-17 _____, 4, Twice			
Career _____, 4, at Indiana State, 2-27-16	Career _____, 10, vs. Loyola, 3-3-16					

SEASON	G-GS	MIN	MPG	FG-A	FG%	3FG-A	3FG%	FT-A	FT%	REB / AVG.	AST / TO	BS / S	TP	AVG.
2015-16*	32-19	962	30.1	91-271	.336	30-115	.261	61-87	.701	129 / 4.0	42 / 57	6 / 20	273	8.5
2016-17*	16-1	115	7.2	10-32	.313	1-15	.067	9-16	.563	28 / 1.8	5 / 5	1 / 4	30	1.9
2017-18	<i>SITTING OUT DUE TO NCAA TRANSFER RULES</i>													
TOTAL	48-20	1077	22.4	101-303	.333	31-130	.238	70-103	.680	157 / 3.3	47 / 62	7 / 24	303	6.3

2017-18 (REDSHIRT SOPHOMORE):

- Sitting out due to NCAA transfer rules.

AT BRADLEY

2016-17 (SOPHOMORE):

- Played in 16 games with one start and averaged 1.9 points and 1.8 rebounds per game while shooting 31.3 percent from the field.
- Scored a season-best seven points against Delaware (Nov. 13) and Nevada (Dec. 3).

2015-16 (FRESHMAN):

- One of three players to appear in all 32 games, starting 19 games (including 15 of the final 16 contests).
- Ranked third on the team with 8.5 points per game, making 33.7 percent of his field goals.
- Also added 4.0 rebounds per contest.
- Scored a career-best 17 points at No. 10 Arizona (Nov. 16).

PREP SCHOOL:

- Spent one season post-high school at Vermont Academy, a college preparatory school in Saxtons River, Vermont, that competes in the Lakes Region Athletic League of the New England Preparatory School Athletic Council.
- Averaged 18.0 points, 8.0 rebounds and 3.0 steals per game during the 2014-15 season, leading Vermont Academy to the NEPSAC championship game for the first time in school history.

WASHINGTON HIGH SCHOOL:

- Led Washington (Mo.) High School to consecutive district championships as a junior (2012-13) and senior (2013-14).
- Averaged 16.8 points and 4.1 rebounds per game to earn all-state selection in Class 5 by the Missouri Basketball Coaches Association as a junior in 2012-13.
- Repeated as an all-state selection as a senior in 2013-14 and was one of 10 finalists for Missouri Player of the Year after averaging 23.0 points and 8.0 rebounds per game.

PERSONAL:

- Son of Ron and Cassandra Suggs, and was born Feb. 12, 1996, in Milwaukee, Wisconsin.
- Has three brothers: Scott, Skyler and Cason.

RONNIE SUGGS - CAREER GAME-BY-GAME

2016-17 SEASON*

Opponent	Min	FG-A	3FG-A	FT-A	Reb	PF	A	TO	BLK	STL	Pts
Illinois Springfield (11/11)	16	1-2	0-1	1-3	2	0	1	1	0	0	3
Delaware (11/13)	12	2-5	1-4	2-2	2	1	0	1	0	1	7
SE Missouri State (11/18)	8	1-3	0-1	3-4	0	2	0	1	0	0	5
at Hofstra (11/21)	13	0-2	0-1	0-0	2	0	0	0	0	1	0
vs Wofford (11/22) *	6	0-2	0-2	0-0	2	0	0	2	0	1	0
vs George Mason (11/23)	12	0-2	0-2	0-1	0	3	1	0	0	1	0
Nevada (12/03)	6	3-4	0-0	1-1	4	0	0	0	0	0	7
at Ball State (12/06)	4	0-0	0-0	2-3	1	0	1	0	0	0	2
Chicago State (12/10)	8	0-2	0-0	0-0	3	1	0	0	1	0	0
at TCU (12/21)	3	0-0	0-0	0-0	1	0	0	0	0	0	0
at Wichita State (01/01)	3	1-2	0-0	0-0	1	0	0	0	0	0	2
Loyola Chicago (01/07)	6	1-4	0-1	0-0	4	3	1	0	0	0	2
Illinois State (01/18)	3	0-2	0-2	0-0	2	0	0	0	0	0	0
at Loyola Chicago (01/25)	2	0-1	0-1	0-0	1	0	0	0	0	0	0
at Southern Illinois (02/01)	10	1-1	0-0	0-2	2	1	1	0	0	0	2
vs Wichita State (03/03)	3	0-0	0-0	0-0	1	0	0	0	0	0	0

2015-16 SEASON*

Opponent	Min	FG-A	3FG-A	FT-A	Reb	PF	A	TO	BLK	STL	Pts
Ball State (11/13)	23	0-6	0-2	3-6	3	2	3	0	0	0	3
at #12/10 Arizona (11/16)	34	6-12	2-4	3-4	3	3	0	2	1	0	17
vs #6/6 Virginia (11/19) *	27	2-5	1-2	0-0	3	1	1	0	0	0	5
vs Seton Hall (11/20) *	26	0-6	0-5	1-2	4	4	0	1	0	1	1
vs Towson (11/22) *	22	1-4	1-3	3-3	1	3	0	2	0	0	6
New Orleans (11/25)	19	2-7	0-2	2-4	4	1	0	1	0	0	6
Ole Miss (11/28)	32	2-9	0-4	1-3	2	2	4	2	0	1	5
at Delaware (12/01)	23	1-7	0-5	1-2	1	2	1	1	0	0	3
North Dakota (12/05)	27	3-6	0-1	1-3	7	4	2	2	2	0	7
at UT Arlington (12/08) *	29	4-12	1-5	1-1	8	2	0	4	0	0	10
Marville, MO (12/17)	29	1-5	1-2	4-6	2	1	3	0	0	1	7
at Boise State (12/20)	22	2-8	2-6	2-2	5	1	2	0	0	0	8
TCU (12/23)	29	4-8	2-5	2-2	2	3	0	1	0	1	12
at UNI (12/30)	28	2-7	0-5	0-0	2	4	1	1	1	0	4
Wichita State (01/03)	27	2-10	1-5	2-2	1	1	2	3	0	2	7
Southern Illinois (01/06)	31	4-10	0-4	4-4	5	2	0	3	0	2	12
at Evansville (01/09) *	29	2-6	0-0	0-0	1	3	1	2	0	1	4
at Loyola Chicago (01/13) *	36	4-10	0-0	1-1	3	1	2	2	0	1	9
Missouri State (01/16) *	37	4-9	2-4	2-2	2	3	2	1	0	1	12
Illinois State (01/20) *	39	4-10	1-4	7-8	8	2	1	3	0	1	16
at Wichita State (01/23) *	29	5-8	2-3	2-5	3	4	0	7	0	0	14
UNI (01/27) *	40	5-13	2-5	3-4	8	2	2	2	0	3	15
at Drake (01/30) *	36	4-14	0-3	0-0	9	4	1	0	0	1	8
at Missouri State (02/02) *	38	1-5	1-3	4-4	4	2	4	3	0	1	7
Indiana State (02/06) *	32	3-8	0-0	4-5	5	3	3	1	0	0	10
Loyola Chicago (02/10) *	38	4-12	2-5	0-0	7	5	1	0	0	1	10
at Illinois State (02/14)	36	6-13	2-5	2-4	4	4	1	3	0	0	16
at Southern Illinois (02/17) *20	0-4	0-3	0-0	5	4	0	4	0	0	0	0
Drake (02/20) *	27	1-8	0-4	2-2	2	2	1	0	1	1	4
Evansville (02/23)	30	2-6	1-2	0-1	0	2	2	2	1	0	5
at Indiana State (02/27) *	35	5-14	4-8	1-1	4	3	2	2	0	1	15
vs Loyola (03/03) *	34	5-8	2-5	3-6	10	2	0	2	0	0	15

#3 KASSIUS ROBERTSON

HT 6-3 **WT** 180 **CL** Senior (Grad.) **POS** Guard **MAJOR** Education Counseling **HOMETOWN** Toronto, Ontario **HIGH SCHOOL** Thornlea Secondary **PREV. SCHOOL** Canisius



@KASH_MONEY_5

GAME HIGHS	POINTS	2017-18 _____ 27, at Ole Miss, 2-6-18 Career _____ 30, Marist, 1-14-17	3-PT FIELD GOALS MADE	2017-18 _____ 6, Twice Career _____ 9, Marist, 1-14-17	REBOUNDS	2017-18 _____ 8, Twice Career _____ 8, 3 Times
	MINUTES	2017-18 _____ 44, Mississippi State, 2-10-18 Career _____ 48, vs. ULM, 12-22-15	3-PT FIELD GOALS ATTEMPTED	2017-18 _____ 12, vs. Illinois, 12-23-17 Career _____ 13, Marist, 2-24-17	ASSISTS	2017-18 _____ 6, vs. Ole Miss, 2-20-18 Career _____ 6, 4 times
	FIELD GOALS MADE	2017-18 _____ 9, at Arkansas, 1-13-18 Career _____ 10, at Monmouth, 12-4-16	FREE THROWS MADE	2017-18 _____ 8, Kentucky, 2-3-18 Career _____ 9, St. Francis Brooklyn, 12-10-16	BLOCKS	2017-18 _____ 2, vs. Miami (Ohio), 12-5-17 Career _____ Same
	FIELD GOALS ATTEMPTED	2017-18 _____ 18, vs. Illinois, 12-23-17 Career _____ 20, at Quinnipiac, 1-20-17	FREE THROWS ATTEMPTED	2017-18 _____ 10, Emporia State, 11-20-17 Career _____ 12, St. Francis Brooklyn, 12-10-16	STEALS	2017-18 _____ 3, 3 Times Career _____ 4, Fairfield, 2-18-16

SEASON	G-GS	MIN	MPG	FG-A	FG%	3FG-A	3FG%	FT-A	FT%	O	D	REB /AVG	PF	FO	AST /TO	BS /S	TP	AVG.
2014-15*	33-0	631	19.1	74-156	.474	29-76	.382	46-55	.836	27	45	72 / 2.2	42	0	37 / 25	1 / 15	223	6.8
2015-16*	33-33	1121	34.0	153-350	.437	86-213	.404	73-100	.730	34	59	93 / 2.8	73	2	59 / 77	2 / 36	465	14.1
2016-17*	34-33	1135	33.4	178-398	.447	98-239	.410	94-117	.803	30	77	107 / 3.1	52	0	82 / 53	5 / 30	548	16.1
2017-18	29-29	1036	35.7	143-335	.427	92-214	.430	110-136	.809	8	80	88 / 3.0	50	0	73 / 68	2 / 29	488	16.8
TOTAL	129-95	3923	30.4	548-1239	.442	305-742	.411	323-408	.792	99	261	360 / 2.8	217	2	251 / 223	10 / 110	1724	13.4

HONORS:

- SEC Player of the Week (Feb. 5, 2018)
- SEC Player of the Week (Feb. 12, 2018)

2017-18 (GRADUATE SENIOR):

- Has multiple three-pointers in 24-of-29 games this season.
- Season average of 16.8 points per game places him as the nation's top-scoring graduate transfer at the high major level.
- Leads SEC in MPG played overall (35.7) and in league (38.3).
- Matched second-highest scoring output of the season at Kentucky (Feb. 24) with 26 points, including a season-high six three-pointers.
- Repeated as SEC Player of the Week (Feb. 12), averaging 24.5 points in Mizzou's two league wins.
- Scored a season-high 27 points with five three-pointers to lead Mizzou to a road win at Ole Miss (Feb. 6).
- Earned SEC Player of the Week (Feb. 5), averaging 19.0 points per game in wins over Alabama (Jan. 31) and Kentucky (Feb. 3).
- Second series of back-to-back-to-back 20-point games secured with his 22-point effort in the win at Alabama (Jan. 31).
- Recorded Mizzou's first 20-point game of the season with his 23 points vs. Wagner (Nov. 13), hitting five three-pointers.

CANISIUS COLLEGE*

2016-17 (JUNIOR):

- All-MAAC Second Team as a junior, in which he recorded nine 20-point games and scored in double figures 29 times.
- 98 three-pointers as a junior, which ranked 33rd in Div. I.
- Tied school record with 9 three-pointers vs. Marist (Jan. 14).

2015-16 (SOPHOMORE):

- Averaged 14.1 points and 2.8 rebounds per game.
- Ranked second in the MAAC with 86 three-pointers made.

2014-15 (RS FRESHMAN):

- Named to the 2014-15 MAAC All-Rookie Team.

2013-14 (FRESHMAN):

- Opted to redshirt during his initial collegiate season.

HIGH SCHOOL:

- Played 2012-13 season at Thornlea Secondary, averaging 22.0 points and 5.0 assists per game to earn all-league recognition.

PERSONAL:

- Born April 20, 1994, in Toronto, Ontario.
- Son of Shannon Robertson and Wadsworth Walters.
- One sibling, younger brother, Tosh.

KASSIUS ROBERTSON - 2017-18 GAME-BY-GAME

Opponent	Min	FG-A	3FG-A	FT-A	O	D	Reb	PF	A	TO	BLK	STL	Pts
Iowa State (11/10)	* 34	3-12	2-6	3-4	0	5	5	0	2	3	0	1	11
Wagner (11/13)	* 29	7-10	5-8	4-4	0	0	0	0	3	1	0	1	23
at Utah (11/16)	* 34	3-10	1-7	5-5	0	2	2	2	5	3	0	0	12
Emporia State (11/20)	* 34	0-9	0-6	6-10	1	2	3	3	1	2	0	3	6
vs Long Beach St. (11/23)	* 30	3-10	2-6	5-6	0	3	3	1	1	1	0	2	13
vs St. John's (11/24)	* 28	6-11	5-7	0-0	0	2	2	2	5	3	0	1	17
vs West Virginia (11/26)	* 37	3-7	3-5	4-6	0	2	2	2	4	3	0	0	13
at UCF (11/30)	* 37	7-11	5-7	0-0	0	2	2	1	3	1	0	1	19
Miami (Ohio) (12/5)	* 38	5-9	3-7	4-4	0	1	1	0	3	5	2	1	17
Green Bay (12/9)	* 26	3-9	1-5	2-2	0	1	1	2	1	0	0	0	9
North Florida (12/16)	* 20	3-10	3-9	2-3	0	0	0	0	1	1	0	0	11
Stephen F. Austin (12/19)	* 38	7-12	5-9	4-6	0	0	0	1	3	4	0	2	23
vs. Illinois % (12/23)	* 38	7-18	3-12	5-7	0	3	3	3	1	2	0	0	22
at South Carolina * (1/3)	* 34	6-12	4-8	7-8	0	1	1	3	1	2	0	2	23
Florida * (1/6)	* 37	3-9	2-3	4-4	0	1	1	3	0	3	0	0	12
Georgia * (1/10)	* 35	5-11	3-5	2-2	2	3	5	2	1	1	0	1	15
at Arkansas * (1/13)	* 39	9-15	6-11	2-2	1	7	8	1	1	2	0	3	26
Tennessee * (1/17)	* 40	3-12	1-5	2-2	1	1	2	2	0	2	0	2	9
at Texas A&M * (1/20)	* 37	1-11	1-5	4-4	1	6	7	3	3	1	0	0	7
Auburn * (1/24)	* 39	6-15	3-10	6-6	0	2	2	2	2	2	0	1	21
at Miss. State * (1/27)	* 38	8-14	3-7	1-2	0	2	2	3	4	2	0	0	20
at Alabama * (1/31)	* 39	6-10	4-8	6-7	0	4	4	1	4	4	0	0	22
Kentucky * (2/3)	* 39	3-8	2-6	8-8	0	3	3	2	4	5	0	0	16
at Ole Miss * (2/6)	* 39	8-16	5-9	6-7	0	4	4	1	2	5	0	1	27
Miss. State * (2/10)	* 44	6-13	5-11	5-6	0	5	5	0	3	2	0	1	22
Texas A&M * (2/13)	* 39	6-11	2-5	2-3	0	4	4	1	2	1	0	3	16
at LSU * (2/17)	* 39	4-8	3-5	3-6	0	5	5	3	4	2	0	2	14
Ole Miss * (2/20)	* 42	5-17	4-11	2-3	0	3	3	2	6	2	0	0	16
at Kentucky * (2/24)	* 33	7-15	6-11	6-9	2	6	8	4	3	2	0	1	26
at Vanderbilt * (2/27)	-	-	-	-	-	-	-	-	-	-	-	-	-
Arkansas * (3/3)	-	-	-	-	-	-	-	-	-	-	-	-	-

PRODUCTIVITY & STREAKS

ACHIEVEMENT	14-15	15-16	16-17	17-18	CAREER
Team leading scorer	1	9	10	16	36
Double-double	0	0	0	0	0
Scored 10+ points	11	26	29	25	91
Scored 15+ points	1	14	18	18	51
Scored 20+ points	0	6	8	11	25
Scored 30+ points	0	0	1	0	1
Hit 2+ 3-pointers	10	24	29	24	87
Hit 5+ 3-pointers	0	5	4	8	17
Grabbed 3+ reb.	12	17	19	15	63
Grabbed 5+ reb.	4	7	7	6	24
Dished 3+ assists	2	10	16	15	43
Dished 5+ assists	0	2	2	3	7
Multiple steals	2	10	8	8	28
Recorded 3+ steals	0	4	2	3	9
Played 20+ minutes	20	33	34	29	116
Played 30+ minutes	0	28	27	25	70
Played 40+ minutes	0	3	2	3	8

CAREER STREAK	GAMES	FROM WHEN TO...
Scored 20+ points	3 4 times	1-24-18 to 1-31-18
Hit 2+ 3-pointer	17	11-26-16 to 1-28-17
Hit 5+ field goals	6	11-26-16 to 12-12-16
Played 30+ minutes	18	Twice, 12-19-17 to present
With 1+ steal	7	1-4-17 to 1-23-17

#5 MITCHELL SMITH

HT 6-10 **WT** 215 **CL** Sophomore **POS** Forward **MAJOR** Sport Mgmt. **HOMETOWN** Van Buren, Ark. **HIGH SCHOOL** Van Buren HS



@YOURBOYMITCHELL

GAME HIGHS	POINTS	2016-17 _____ 7, Alabama A&M, 11-13-16	3-PT FIELD GOALS ATTEMPTED	2016-17 _____ N/A	ASSISTS	2016-17 _____ 1, Twice
		Career _____ Same		Career _____ N/A		Career _____ Same
	FIELD GOALS MADE	2016-17 _____ 3, Twice	FREE THROWS MADE	2016-17 _____ 2, Twice	BLOCKS	2016-17 _____ 1, 4 times
		Career _____ Same		Career _____ Same		Career _____ Same
	FIELD GOALS ATTEMPTED	2016-17 _____ 4, Alabama A&M, 11-13-16	FREE THROWS ATTEMPTED	2016-17 _____ 3, Alabama A&M, 11-13-16	STEALS	2016-17 _____ 1, 3 times
		Career _____ Same		Career _____ Same		Career _____ Same
	3-PT FIELD GOALS MADE	2016-17 _____ N/A	REBOUNDS	2016-17 _____ 5, Alabama A&M, 11-13-16		
		Career _____ N/A		Career _____ Same		

SEASON	G-GS	MIN	MPG	FG-A	FG%	3FG-A	3FG%	FT-A	FT%	O	D	REB /AVG	PF	FO	AST/TO	BS/S	TP	AVG.
2016-17	11-0	83	7.5	10-17	.588	0-0	.000	6-14	.429	3	16	19 / 1.7	16	0	2 / 7	4 / 3	26	2.4
2017-18				<i>REDSHIRT SEASON</i>														
TOTAL	11-0	83	7.5	10-17	.588	0-0	.000	6-14	.429	3	16	19 / 1.7	16	0	2 / 7	4 / 3	26	2.4

2017-18 (SOPHOMORE):

■ Head coach Cuonzo Martin announced his intention for Smith to redshirt during the 2017-18 season following Mizzou's win over Wagner (Nov. 13).

2016-17 (FRESHMAN):

- Averaged 2.4 points and 1.7 rebounds per game across 11 game appearances while providing depth in Mizzou's front court.
- Sideline for the remainder of the 2016-17 season after suffering a knee injury vs. LSU (Jan. 4).
- Season-high minutes vs. No. 20 Arizona (Dec. 10) to that point in the season, playing 15 minutes off the bench with five points and two rebounds.
- Seven points (3-of-4 FG, 1-of-3 FT) in his collegiate debut vs. Alabama A&M (Nov. 13), playing 13 minutes off the bench.

VAN BUREN HIGH SCHOOL:

- Averaged 19.2 points and 9.9 rebounds per game for Van Buren (Ark.) High School and head coach Randy Loyd as a senior in 2015-16.
- Broke Van Buren's career scoring record halfway through his senior season, reaching 1,359 points and surpassing a 35-year old record.
- Set career marks at Van Buren in several categories, including points (1,559), rebounds (865), blocks (163) and double-doubles (36).
- Led the Pointers to back-to-back Arkansas Class 7A State Championship semifinal appearances, as well as consecutive outright conference championships.
- Earned Arkansas Player of the Year Recognition from the Southwest Times following his standout senior campaign.

PERSONAL:

- Grew up focusing on baseball, but switched to basketball exclusively heading into high school as a 6-7 freshman-to-be.
- Son of Selvin Smith and was born on Oct. 28, 1997.

MITCHELL SMITH - 2016-17 GAME-BY-GAME

Opponent	Min	FG-A	3FG-A	FT-A	O	D	Reb	PF	A	TO	BLK	STL	Pts
Alabama A&M (11/13)	13	3-4	0-0	1-3	1	4	5	2	0	1	1	0	7
vs Xavier (11/17)	2	0-0	0-0	0-2	1	0	1	1	0	0	0	0	0
Northwestern State (11/26)	8	3-3	0-0	0-0	0	2	2	2	0	2	1	0	6
NC Central (11/28)	8	0-1	0-0	2-2	0	0	0	2	1	0	0	0	2
Western Kentucky (12/03)	12	0-1	0-0	0-1	0	3	3	2	0	0	0	1	0
Miami (Ohio) (12/06)	10	1-2	0-0	2-2	0	2	2	3	0	0	1	1	4
Arizona (12/10)	15	2-3	0-0	1-2	0	2	2	1	0	0	1	0	5
Eastern Illinois (12/17)	4	0-0	0-0	0-0	0	0	0	0	0	0	0	0	0
vs Illinois (12/21)	1	0-0	0-0	0-0	0	0	0	2	0	1	0	0	0
Lipscomb (12/29)	6	1-2	0-0	0-0	0	2	2	1	1	1	0	1	2
LSU (01/04)	4	0-1	0-0	0-2	1	1	2	0	0	2	0	0	0

#10 BRETT RAU

HT 6-4 **WT** 175 **CL** Senior **POS** Guard **MAJOR** Sport Management **HOMETOWN** Burlington, Ill. **HIGH SCHOOL** Burlington Central HS **PREV. SCHOOL** Elgin C.C.



@BRETTRAU10

GAME HIGHS	POINTS	2017-18 _____ 3, Wagner, 11-13-17	3-PT FIELD GOALS MADE	2017-18 _____ 1, Wagner, 11-13-17	REBOUNDS	2017-18 _____ 1, 3 Times
		Career _____ Same		Career _____ Same		Career _____ 1, 4 Times
	MINUTES	2017-18 _____ 10, Wagner, 11-13-17	3-PT FIELD GOALS ATTEMPTED	2017-18 _____ 1, Twice	ASSISTS	2017-18 _____ 1, Twice
		Career _____ Same		Career _____ Same		Career _____ Same
	FIELD GOALS MADE	2017-18 _____ 1, 3 times	FREE THROWS MADE	2017-18 _____ N/A	BLOCKS	2017-18 _____ N/A
		Career _____ Same		Career _____ Same		Career _____ Same
	FIELD GOALS ATTEMPTED	2017-18 _____ 2, North Florida, 12-16-17	FREE THROWS ATTEMPTED	2017-18 _____ 2, Wagner, 11-13-17	STEALS	2017-18 _____ 1, at Florida, 2-2-17
		Career _____ Same		Career _____ Same		Career _____ 1, at Florida, 2-2-17

SEASON	G-GS	MIN	MPG	FG-A	FG%	3FG-A	3FG%	FT-A	FT%	O	D	REB /AVG	PF	FO	AST/TO	BS/S	TP	AVG.
2016-17	5-0	7	1.4	0-1	.000	0-0	.000	0-0	.000	2	0	2 / 0.4	0	0	0 / 1	0 / 1	0	0.0
2017-18	8-0	25	3.1	3-5	.600	1-2	.500	0-2	.000	1	1	2 / 0.3	2	0	2 / 2	0 / 0	7	0.9
TOTAL	13-0	32	2.5	3-6	.500	1-2	.500	0-2	.000	3	1	4 / 0.3	2	0	2 / 3	0 / 1	7	0.5

2017-18 (SENIOR):

- Two points (1-2 FG) in three minutes off the bench to close out the 85-51 win vs. North Florida (Dec. 16).
- Made only field goal attempt in two minutes of action off the bench in the win vs. Green Bay (Dec. 9).
- Surpassed his previous total of minutes played for his career (7) with 10 minutes of action off the bench in Mizzou's win vs. Wagner (Nov. 13), also hitting one three-pointer.

2016-17 (JUNIOR):

- Appeared in five games for Mizzou as a junior in 2016-17, logging a total of seven minutes and grabbing two rebounds.
- Came off the bench twice during Southeastern Conference play, earning appearances at Florida (Feb. 2) and vs. Texas A&M (Feb. 28).

ELGIN COMMUNITY COLLEGE:

- Earned Second Team NJCAA All-America recognition as a sophomore at Elgin Community College (NJCAA Div. II) during the 2015-16 season.
- Averaged 15.5 points, 5.2 rebounds and 2.9 assists per game while leading head coach Reed Nosbisch's Spartans to a 20-11 record and Skyway Conference championship.
- Efficient from the floor, hitting on 44.9 percent of his overall field goals attempts (172-of-383) and 35.8 percent of his three-point tries (29-of-81).
- Averaged a strong 19.6 points per game for Elgin in the final five-game stretch of his junior college career.
- Surged as a sophomore at Elgin after posting 4.0 points and 2.3 rebounds per game as a freshman in 2014-15.
- Took Mizzou coaching staff up on opportunity to join squad as a preferred walk-on over a handful of Division II scholarship offers.

BURLINGTON CENTRAL HIGH SCHOOL:

- Helped lead Burlington Central (Ill.) High School to an 18-9 record as a senior in 2013-14.
- Also played soccer for Burlington Central, taking the pitch at goalkeeper.
- Once scored eight goals on his own during a high school soccer match.

PERSONAL:

- Son of Dawn Rau and Dave Prose.
- Born on July 24, 1996.

BRETT RAU - 2017-18 GAME-BY-GAME

Opponent	Min	FG-A	3FG-A	FT-A	O	D	Reb	PF	A	TO	BLK	STL	Pts
Iowa State (11/10)	DNP - Coach Decision												
Green Bay (11/13)	10	1-1	1-1	0-2	0	1	1	0	1	2	0	0	3
at Utah (11/16)	DNP - Injury												
Emporia State (11/20)	DNP - Injury												
vs. Long Beach St. (11/23)	DNP - Injury												
vs. St. John's (11/24)	DNP - Injury												
vs. West Virginia (11/26)	DNP - Injury												
at UCF (11/30)	DNP - Injury												
Miami (Ohio) (12/5)	DNP - Injury												
North Florida (12/9)	2	1-1	0-0	0-0	0	0	0	1	0	0	0	0	2
North Florida (12/16)	3	1-2	0-1	0-0	0	0	0	0	0	0	0	0	2
Stephen F. Austin (12/19)	DNP - Coach Decision												
vs. Illinois % (12/23)	DNP - Coach Decision												
at South Carolina * (1/3)	DNP - Coach Decision												
Florida * (1/6)	DNP - Coach Decision												
Georgia * (1/10)	DNP - Coach Decision												
at Arkansas * (1/13)	DNP - Coach Decision												
Tennessee * (1/17)	DNP - Coach Decision												
at Texas A&M * (1/20)	DNP - Coach Decision												
Auburn * (1/24)	2	0-0	0-0	0-0	0	0	0	1	0	0	0	0	0
at Miss. State * (1/27)	2	0-0	0-0	0-0	0	0	0	0	0	0	0	0	0
at Alabama * (1/31)	0	0-0	0-0	0-0	0	0	0	0	0	0	0	0	0
Kentucky * (2/3)	DNP - Coach Decision												
at Ole Miss * (2/6)	DNP - Coach Decision												
Miss. State * (2/10)	DNP - Coach Decision												
Texas A&M * (2/13)	DNP - Coach Decision												
at LSU * (2/17)	2	0-0	0-0	0-0	0	0	0	0	0	0	0	0	0
Ole Miss * (2/20)	DNP - Coach Decision												
at Kentucky * (2/24)	4	0-1	0-0	0-0	1	0	1	0	1	0	0	0	0
at Vanderbilt * (2/27)	-	-	-	-	-	-	-	-	-	-	-	-	-
Arkansas * (3/3)	-	-	-	-	-	-	-	-	-	-	-	-	-

PRODUCTIVITY

ACHIEVEMENT	16-17	17-18	CAREER
Played 5+ minutes	0	1	1

#11 JONTAY PORTER

HT 6-11 **WT** 240 **CL** Freshman **POS** Forward **MAJOR** Undecided **HOMETOWN** Columbia, Mo. **HIGH SCHOOL** Nathan Hale HS (Wash.)



@JONTAYPORTER

GAME HIGHS	POINTS	2017-18 _____ 19, at South Carolina, 1-3-18 Career _____ Same	3-PT FIELD GOALS MADE	2017-18 _____ 5, at South Carolina, 1-3-18 Career _____ Same	REBOUNDS	2017-18 _____ 13, at Ole Miss, 2-6-18 Career _____ Same
	MINUTES	2017-18 _____ 32, Georgia, 1-10-18 Career _____ Same	3-PT FIELD GOALS ATTEMPTED	2017-18 _____ 7, Twice Career _____ Same	ASSISTS	2017-18 _____ 6, Florida, 1-6-18 Career _____ Same
	FIELD GOALS MADE	2017-18 _____ 6, 3 Times Career _____ Same	FREE THROWS MADE	2017-18 _____ 7, Georgia, 1-10-18 Career _____ Same	BLOCKS	2017-18 _____ 5, 3 Times Career _____ Same
	FIELD GOALS ATTEMPTED	2017-18 _____ 13, Twice Career _____ Same	FREE THROWS ATTEMPTED	2017-18 _____ 9, Ole Miss, 2-20-18 Career _____ Same	STEALS	2017-18 _____ 3, Stephen F. Austin, 12-19-17 Career _____ Same

SEASON	G-GS	MIN	MPG	FG-A	FG%	3FG-A	3FG%	FT-A	FT%	O	D	REB / AVG	PF	FO	AST / TO	BS / S	TP	AVG.
2017-18	29-6	696	24.0	83-202	.411	30-92	.326	65-85	.765	45	150	195 / 6.7	84	6	57 / 57	51 / 23	261	9.0
TOTAL	29-6	696	24.0	83-202	.411	30-92	.326	65-85	.765	45	150	195 / 6.7	84	6	57 / 57	51 / 23	261	9.0

HONORS:

- 2017 AdvoCare Invitational All-Tournament Team

2017-18 (FRESHMAN):

- Has pulled down at least five rebounds in 24-of-29 games.
- Double-figure scoring in six of last eight games, averaging 11.9 points per game in that stretch.
- Recorded third double-double of the season with 18 points and a season-high 13 rebounds in the win at Ole Miss (Feb. 6), also scoring in double-digits for the third-straight game.
- Scored 13 points while grabbing eight rebounds and blocking three shots in win over then-No. 21 Kentucky (Feb. 3).
- Recorded second career double-double with 15 points and 10 rebounds vs. Georgia (Jan. 10).
- Dropped a season-high 19 points at South Carolina (Jan. 3), sinking 5-of-7 three-pointers and 4-of-4 free throws.
- Impacted all facets vs. North Florida (Dec. 16), recording six points, 10 rebounds, two blocks and five assists.
- First Tiger to record five blocks in a game (vs. West Virginia, Nov. 26) since the 2013-14 season when Johnathan Williams III blocked five shots vs. Texas A&M on March 5, 2014.
- Connected on a season-high 4-of-7 three-pointers en route to a then-season-high 16 points in the win vs. St. John's (Nov. 24).
- First career double-double with 11 points (4-9 FG, 3-5 FT) and 11 rebounds vs. Emporia State (Nov. 20).

HIGH SCHOOL:

- Reclassified from the 2018 recruiting class to join Mizzou's 2017-18 squad following his junior season at Nathan Hale High School (Seattle, Wash.) in 2016-17.
- Averaged a double-double, 14.3 points and 13.6 rebounds, as a junior for head coach Brandon Roy's Nathan Hale squad.
- Considered one of the nation's top juniors before coming to the collegiate level, rated as highly as 11th overall by ESPN.
- Helped lead Father Tolton Catholic High School to the Missouri Class 3 State Championship as a sophomore in 2015-16.
- Averaged 11.8 points and 7.8 rebounds per game, playing alongside current Tiger freshman and brother, Michael Porter, Jr.

PERSONAL:

- Son of Lisa and Michael Porter, Sr., with his father serving as an assistant coach on Cuonzo Martin's staff.
- Seven siblings: Bri, Cierra, Michael, Coban, Jevan, Izaak & Jayda.
- Older sisters Bri and Cierra play for Mizzou Women's Basketball, coached by their aunt, Robin Pingeton.
- Mother, Lisa, played college basketball at Iowa, while his father, Michael, Sr., played collegiately at New Orleans.

JONTAY PORTER - 2017-18 GAME-BY-GAME

Opponent	Min	FG-A	3FG-A	FT-A	O	D	Reb	PF	A	TO	BLK	STL	Pts
Iowa State (11/10)	18	1-4	1-3	2-2	1	3	4	4	3	2	1	0	5
Wagner (11/13)	21	5-8	1-3	0-0	2	6	8	1	4	3	0	2	11
at Utah (11/16)	22	0-4	0-3	6-6	0	5	5	3	1	4	1	0	6
Emporia State (11/20)	23	4-9	0-1	3-5	5	6	11	2	0	1	3	1	11
vs Long Beach St. (11/23)	23	6-9	2-3	1-1	1	4	5	1	1	1	4	0	15
vs St. John's (11/24)	27	5-10	4-7	2-2	0	5	5	5	3	1	2	2	16
vs West Virginia (11/26)	23	2-3	1-2	4-4	2	7	9	5	2	1	5	1	9
at UCF (11/30)	17	0-3	0-2	0-0	2	3	5	3	0	0	0	0	0
Miami (Ohio) (12/5)	19	1-3	0-2	0-2	0	8	8	1	2	4	2	1	2
Green Bay (12/9)	27	3-7	1-4	5-6	3	5	8	0	4	2	5	1	12
North Florida (12/16)	22	2-6	0-2	2-2	2	8	10	1	5	1	2	1	6
Stephen F. Austin (12/19)	28	1-3	1-3	1-2	1	4	5	2	1	1	2	3	4
vs. Illinois % (12/23)	17	0-4	0-3	0-0	1	4	5	2	0	4	1	2	0
at South Carolina * (1/3)	27	5-9	5-7	4-4	1	6	7	5	1	2	4	0	19
Florida * (1/6)	27	3-7	1-2	2-2	0	7	7	4	6	0	2	1	9
Georgia * (1/10)	* 32	4-7	0-1	7-8	3	7	10	3	1	0	3	2	15
at Arkansas * (1/13)	* 24	1-4	1-3	2-4	1	2	3	5	2	3	1	1	5
Tennessee * (1/17)	* 28	4-10	1-4	1-1	1	6	7	2	2	1	1	0	10
at Texas A&M * (1/20)	* 21	0-8	0-3	0-0	2	3	5	2	2	2	0	0	0
Auburn * (1/24)	* 27	2-5	1-3	0-0	2	6	8	1	2	3	1	2	5
at Miss. State * (1/27)	* 22	3-6	0-3	0-0	1	3	4	4	0	4	0	0	6
at Alabama * (1/31)	18	6-9	1-3	0-0	0	3	3	4	1	2	0	0	13
Kentucky * (2/3)	26	4-7	2-4	3-6	2	6	8	4	2	2	3	1	13
at Ole Miss * (2/6)	23	6-13	2-4	4-5	4	9	13	4	4	2	5	0	18
Miss. State * (2/10)	21	2-5	1-1	5-6	0	0	0	5	1	4	1	1	10
Texas A&M * (2/13)	25	4-13	1-5	2-2	0	9	9	2	2	1	0	0	11
at LSU * (2/17)	30	4-10	0-3	1-4	1	6	7	3	1	2	2	0	9
Ole Miss * (2/20)	30	4-8	3-5	6-9	3	6	9	1	4	3	0	1	17
at Kentucky * (2/24)	28	1-8	0-3	2-2	4	3	7	5	0	1	0	0	4
at Vanderbilt * (2/27)	-	-	-	-	-	-	-	-	-	-	-	-	-
Arkansas * (3/3)	-	-	-	-	-	-	-	-	-	-	-	-	-

PRODUCTIVITY & STREAKS

ACHIEVEMENT	17-18	CAREER
Double-double	3	3
Scored 5+ points	23	23
Scored 10+ points	14	14
Scored 15+ points	6	6
Scored 20+ points	0	0
Grabbed 5+ reb.	24	24
Grabbed 10+ reb.	4	4
Hit 2+ 3-pointers	6	6
Hit 5+ 3-pointers	1	1
Multiple assists	15	15
Multiple blocks	14	14
Multiple steals	6	6
Played 20+ minutes	24	24
Played 30+ minutes	3	3

CAREER STREAK	GAMES	FROM WHEN TO...
Scored 10+ points	5	1-31-18 to 2-13-18
Hit 2+ 3-pointers	2	Twice, 2-3-18 to 2-6-18
Grabbed 5+ rebounds	15	11-13-17 to 1-10-18
Recorded 1+ block	10	12-5-17 to 1-17-18
Played 20+ minutes	8	1-3-18 to 1-27-18

#14 REED NIKKO

HT 6-10 **WT** 250 **CL** Sophomore **POS** Forward **MAJOR** Fisheries & Wildlife **HOMETOWN** Maple Grove, Minn. **HIGH SCHOOL** Maple Grove HS



@REEDNIKKO

GAME HIGHS	POINTS	2017-18 _____ 12, North Florida, 12-16-17	3-PT FIELD GOALS MADE	2017-18 _____ N/A	REBOUNDS	2017-18 _____ 9, at Utah, 11-16-17
		Career _____ Same	Career _____ N/A	Career _____ 9, Twice		
	MINUTES	2017-18 _____ 21, at Utah, 11-16-17	3-PT FIELD GOALS ATTEMPTED	2017-18 _____ N/A	ASSISTS	2017-18 _____ 1, 5 times
		Career _____ 23, at Ole Miss, 2-25-17	Career _____ N/A	Career _____ 1, 15 times		
	FIELD GOALS MADE	2017-18 _____ 6, North Florida, 12-16-17	FREE THROWS MADE	2017-18 _____ 6, Wagner, 11-13-17	BLOCKS	2017-18 _____ 3, Twice
		Career _____ Same	Career _____ Same	Career _____ Same	Career _____ Same	
	FIELD GOALS ATTEMPTED	2017-18 _____ 8, North Florida, 12-16-17	FREE THROWS ATTEMPTED	2017-18 _____ 7, Wagner, 11-13-17	STEALS	2017-18 _____ 1, 4 Times
	Career _____ Same	Career _____ Same	Career _____ Same	Career _____ 2, at Auburn, 3-4-17		

SEASON	G-GS	MIN	MPG	FG-A	FG%	3FG-A	3FG%	FT-A	FT%	O	D	REB /AVG	PF	FO	AST/TO	BS/S	TP	AVG.
2016-17	28-0	294	10.5	28-55	.509	0-0	.000	13-25	.520	24	39	63 / 2.3	48	1	10 / 12	19 / 8	69	2.5
2017-18	29-0	245	8.4	26-46	.565	0-0	.000	21-40	.525	21	42	63 / 2.2	33	0	6 / 15	21 / 4	73	2.5
TOTAL	57-0	539	9.5	54-101	.535	0-0	.000	34-65	.523	45	81	126 / 2.2	81	1	16 / 27	40 / 12	142	2.5

HONORS:

- 2016-17 First-Year SEC Academic Honor Roll

2017-18 (SOPHOMORE):

- Swatted two shots for the second time in SEC play with his two blocks vs. Ole Miss (Feb. 20).
- Multiple blocks for the third time on the season with his two vs. No. 19 Auburn (Jan. 24).
- 12 points (6-8 FG) in just 13 minutes off the bench vs. North Florida (Dec. 16) to surpass previous career-best in points (10 vs. Davidson on Nov. 18, 2016).
- Matched career-best in blocks with three vs. West Virginia (Nov. 26) at the AdvoCare Invitational in Orlando, Florida.
- Tied then-season-high in points (8) in high-energy 10 minutes off the bench vs. Emporia State (Nov. 20).
- Matched career-high in rebounds with nine in 21 solid minutes off the bench at Utah (Nov. 16), also scoring eight points on stout 4-of-6 FG shooting.
- Career-best three blocks in the 99-55 win vs. Wagner (Nov. 13), to go with eight points and eight rebounds.

2016-17 (FRESHMAN):

- Posted averages of 2.5 points and 2.3 rebounds per game in 28 appearances in his initial collegiate campaign.
- Blocked 19 shots, a total that ranked tied for sixth all-time on Mizzou's freshman single-season chart.
- Complete effort on the road at Ole Miss (Feb. 25), recording eight points and a season-high nine rebounds.
- Posted five rebounds and two blocks against Eastern Illinois after missing four games due to injury.
- Recorded a season-high 10 points (5-of-6 FG) in 16 minutes off the bench vs. Davidson (Nov. 18).

MAPLE GROVE HIGH SCHOOL:

- Traditional big man for head coach Nick Schroeder at Maple Grove (Minn.) High School, posting marks of 10.7 points, 6.8 rebounds and 3.1 blocks per game as a senior in 2015-16.
- Blocked 80 shots as a senior, a total that ranked as the seventh-highest mark in Minnesota that season.
- Underwent surgery to correct hip impingement following his last campaign at Maple Grove, with the procedure aiming to increase his mobility and flexibility.

PERSONAL:

- Son of Kris Nikko and was born on Aug. 31, 1998.
- Likes to follow the career of NBA star DeAndre Jordan, also modeling his defensive game after Jordan.
- Outside of basketball and studies, enjoys fishing.

REED NIKKO - 2017-18 GAME-BY-GAME

Opponent	Min	FG-A	3FG-A	FT-A	O	D	Reb	PF	A	TO	BLK	STL	Pts
Iowa State (11/10)	5	0-0	0-0	0-0	0	0	0	0	0	0	1	0	0
Wagner (11/13)	14	1-2	0-0	6-7	2	6	8	1	0	0	3	1	8
at Utah (11/16)	21	4-6	0-0	0-3	2	7	9	1	0	0	0	0	8
Emporia State (11/20)	10	3-3	0-0	2-4	2	2	4	1	0	1	1	0	8
vs. Long Beach St. (11/23)	16	0-1	0-0	1-2	1	1	2	4	1	1	0	0	1
vs. St. John's (11/24)	3	0-0	0-0	0-0	0	1	1	3	0	1	0	0	0
vs. West Virginia (11/26)	3	0-0	0-0	0-0	0	1	1	0	0	0	3	0	0
at UCF (11/30)	8	1-4	0-0	1-2	1	3	4	3	0	1	1	0	3
Miami (Ohio) (12/5)	3	0-0	0-0	0-0	0	1	1	0	1	0	0	0	0
Green Bay (12/9)	3	0-0	0-0	0-2	0	0	0	0	0	0	0	0	0
North Florida (12/16)	13	6-8	0-0	0-0	3	2	5	2	1	0	0	0	12
Stephen F. Austin (12/19)	5	0-0	0-0	0-0	0	0	0	1	0	1	1	0	0
vs. Illinois % (12/23)	1	0-0	0-0	0-0	0	0	0	1	0	0	0	0	0
at South Carolina * (1/3)	8	0-2	0-0	0-0	0	2	2	2	0	0	0	1	0
Florida * (1/6)	10	1-2	0-0	0-0	1	0	1	1	1	0	1	1	2
Georgia * (1/10)	6	1-1	0-0	0-0	0	1	1	0	0	0	0	0	2
at Arkansas * (1/13)	7	0-0	0-0	0-0	1	0	1	0	0	0	0	0	0
Tennessee * (1/17)	3	0-0	0-0	3-4	0	0	0	0	0	0	0	0	3
at Texas A&M * (1/20)	11	1-2	0-0	0-1	0	4	4	1	0	0	0	0	2
Auburn * (1/24)	17	1-3	0-0	2-4	5	1	6	0	0	0	2	0	4
at Miss. State * (1/27)	8	1-1	0-0	1-2	0	1	1	2	1	2	1	0	3
at Alabama * (1/31)	11	2-3	0-0	0-1	0	2	2	4	0	2	1	0	4
Kentucky * (2/3)	9	1-1	0-0	0-0	1	4	5	1	0	1	1	0	2
at Ole Miss * (2/6)	8	0-0	0-0	1-2	0	0	0	0	0	1	1	0	1
Miss. State * (2/10)	9	0-1	0-0	2-2	0	0	0	2	1	1	1	1	2
Texas A&M * (2/13)	4	0-1	0-0	0-0	0	1	1	1	0	1	1	0	0
at LSU * (2/17)	5	1-1	0-0	0-0	0	1	1	0	0	0	0	0	2
Ole Miss * (2/20)	6	0-1	0-0	1-2	0	0	0	1	0	2	2	0	1
at Kentucky * (2/24)	18	2-3	0-0	1-2	2	1	3	1	0	0	0	0	5
at Vanderbilt * (2/27)	-	-	-	-	-	-	-	-	-	-	-	-	-
Arkansas * (3/3)	-	-	-	-	-	-	-	-	-	-	-	-	-

PRODUCTIVITY & STREAKS

ACHIEVEMENT	16-17	17-18	CAREER	CAREER STREAK	GAMES	FROM WHEN TO...
Double-double	0	0	0	Recorded 1+ block	6	1-24-18 to 2-17-18
Scored 5+ points	6	5	11			
Scored 10+ points	1	1	2			
Grabbed 5+ reb.	5	5	10			
Multiple blocks	5	4	9			
Played 20+ minutes	1	1	2			

#15 JORDAN GEIST

HT	WT	CL	POS	MAJOR	HOMETOWN	HIGH SCHOOL	PREV. SCHOOL
6-2	180	Junior	Guard	Agri. Ed. Leadership	Fort Wayne, Ind.	Homestead HS	Ranger College (Texas)



@JORDANGEIST12

GAME HIGHS	POINTS		3-PT FIELD GOALS MADE		REBOUNDS	
	2017-18	28, Green Bay, 12-9-17	2017-18	5, Green Bay, 12-9-17	2017-18	10, at LSU, 2-17-18
	Career	Same	Career	Same	Career	Same
MINUTES	3-PT FIELD GOALS ATTEMPTED		ASSISTS			
	2017-18	40, Ole Miss, 2-20-18	2017-18	8, Green Bay, 12-9-17	2017-18	6, Twice
	Career	Same	Career	Same	Career	7, vs. Auburn, 3-8-17
FIELD GOALS MADE	FREE THROWS MADE		BLOCKS			
	2017-18	11, Green Bay, 12-9-17	2017-18	6, 3 Time	2017-18	N/A
	Career	Same	Career	8, Lipscomb, 12-29-16	Career	Same
FIELD GOALS ATTEMPTED	FREE THROWS ATTEMPTED		STEALS			
	2017-18	14, Green Bay, 12-9-17	2017-18	9, vs. St. John's, 11-24-17	2017-18	3, Twice
	Career	Same	Career	11, at Arkansas, 1-14-17	Career	3, 3 Times

SEASON	G-GS	MIN	MPG	FG-A	FG%	3FG-A	3FG%	FT-A	FT%	O	D	REB /AVG	PF	FO	AST /TO	BS /S	TP	AVG.
2016-17	32-14	707	22.1	66-182	.363	22-77	.286	71-94	.755	10	85	95 / 3.0	53	1	63 / 38	0 / 22	225	7.0
2017-18	29-9	728	25.1	68-147	.463	31-79	.392	54-76	.711	19	100	119 / 4.1	53	2	81 / 49	0 / 25	221	7.6
TOTAL	61-23	1435	23.5	134-329	.407	53-156	.340	125-170	.735	29	185	214 / 3.5	106	3	144 / 87	0 / 47	446	7.3

2017-18 (JUNIOR):

- Recorded 15 points and seven rebounds vs. Ole Miss (Feb. 20) for his third double-figure game out of Mizzou's last five games.
- Career-best 10 rebounds at LSU (Feb. 17).
- Conference season-best 17 points in the overtime win vs. Mississippi State (Feb. 10), playing a then-career-high 38 minutes.
- Tied season-best in assists (6) at Ole Miss (Feb. 6).
- Career-high 28 points (11-14 FG) shooting in the win vs. Green Bay (Dec. 9), setting career-bests in field goals (11), field goal attempts (14), three-pointers (5) and three-pointers attempted (8).
- First Mizzou player to score 28 points in 23 minutes or less since the 1982-83 season, according to historian Tom Orf.
- Then-season-best 16 points (4-6 FG, 2-3 3PT, 6-8 FT) in the win vs. Long Beach State (Nov. 23).

2016-17 (SOPHOMORE):

- Averaged 7.0 points, 3.0 rebounds and 2.0 assists per game in his debut season at the NCAA Division I level.
- Played superb basketball down the stretch of the season, averaging 8.8 points, 4.4 rebounds and 3.8 assists over the final five games of 2016-17.

AT RANGER COLLEGE:

- Averaged 15.1 points, 3.5 rebounds and 2.8 assists per game as a freshman during the 2015-16 season, helping head coach Billy Gillispie's squad to a stout 35-3 record.
- Earned Second Team NJCAA All-America recognition after leading the Rangers to a fourth-place national finish.
- Showed impressive marksmanship, shooting 45.6 percent from the field and 35.3 percent from three-point territory.

HIGH SCHOOL:

- Helped Homestead High School (Fort Wayne, Ind.) to an Indiana Class 4A State Championship as a senior in 2014-15.
- Point guard for head coach Chris Johnson, averaging 16.8 points and 3.6 assists per game in his final high school season.
- Earned Indiana Junior All-Star honors following his junior season at Penn High School (Mishawaka, Ind.), in which he averaged 17.7 points and 3.3 assists per game.

PERSONAL:

- Son of Scott Geist and Jennifer Perham, with her husband, Glenn Perham.
- Born on Jan. 10, 1997, in Elkhart, Ind.

JORDAN GEIST - 2017-18 GAME-BY-GAME

Opponent	Min	FG-A	3FG-A	FT-A	O	D	Reb	PF	A	TO	BLK	STL	Pts
Iowa State (11/10)	24	2-4	1-3	0-0	1	3	4	1	4	1	0	1	5
Wagner (11/13)	9	0-1	0-1	0-0	0	0	0	0	1	0	0	0	0
at Utah (11/16)	15	2-4	2-3	1-2	0	3	3	1	2	1	0	0	7
Emporia State (11/20)	* 10	0-2	0-2	0-0	2	1	3	0	1	1	0	0	0
vs. Long Beach St. (11/23)	26	4-6	2-3	6-8	2	5	7	1	4	1	0	2	16
vs. St. John's (11/24)	27	2-4	1-2	6-9	2	7	9	2	4	2	0	0	11
vs. West Virginia (11/26)	26	2-8	2-5	2-3	1	5	6	5	4	4	0	1	8
at UCF (11/30)	9	0-1	0-0	0-0	1	0	1	0	1	1	0	0	0
Miami (Ohio) (12/5)	16	0-0	0-0	0-0	1	2	3	3	4	0	0	0	0
Green Bay (12/9)	23	11-14	5-8	1-1	0	3	3	1	1	0	0	1	28
North Florida (12/16)	24	4-7	2-4	1-1	0	5	5	0	1	1	0	3	11
Stephen F. Austin (12/19)	19	0-0	0-0	4-4	2	2	4	2	3	6	0	1	4
vs. Illinois % (12/23)	7	0-1	0-1	0-0	0	1	1	1	0	4	0	0	0
at South Carolina * (1/3)	* 29	3-6	1-2	3-5	0	4	4	3	6	1	0	1	10
Florida * (1/6)	* 28	2-3	1-2	1-2	0	3	3	0	1	2	0	0	6
Georgia * (1/10)	* 34	4-12	0-4	2-3	0	4	4	0	4	0	0	2	10
at Arkansas * (1/13)	* 31	3-7	1-4	0-0	0	1	1	0	3	2	0	1	7
Tennessee * (1/17)	* 33	3-5	1-2	2-2	1	3	4	1	3	3	0	1	9
at Texas A&M * (1/20)	* 25	3-7	0-3	3-4	0	3	3	3	3	0	0	1	9
Auburn * (1/24)	* 31	4-9	2-5	2-2	0	3	3	5	2	3	0	0	12
at Miss. State * (1/27)	* 28	2-8	0-4	1-2	2	5	7	2	4	2	0	1	5
at Alabama * (1/31)	27	1-3	1-1	2-4	0	9	9	2	4	0	0	0	5
Kentucky * (2/3)	23	0-1	0-0	3-6	0	0	0	3	0	3	0	0	3
at Ole Miss * (2/6)	34	3-4	2-2	2-2	0	3	3	1	6	0	0	0	10
Miss. State * (2/10)	38	4-6	4-6	5-6	1	5	6	3	2	2	0	3	17
Texas A&M * (2/13)	31	0-1	0-1	0-0	0	5	5	1	5	2	0	3	0
at LSU * (2/17)	33	3-5	1-2	0-0	1	9	10	3	1	0	0	1	7
Ole Miss * (2/20)	40	4-10	1-4	6-7	1	6	7	4	4	6	0	1	15
at Kentucky * (2/24)	28	2-8	1-5	1-3	1	0	1	4	3	1	0	1	6
at Vanderbilt * (2/27)	-	-	-	-	-	-	-	-	-	-	-	-	-
Arkansas * (3/3)	-	-	-	-	-	-	-	-	-	-	-	-	-

PRODUCTIVITY & STREAKS

ACHIEVEMENT	16-17	17-18	CAREER
Scored 10+ points	9	10	19
Scored 15+ points	2	4	6
Scored 20+ points	0	1	1
Hit 2+ 3-pointers	4	8	12
Grabbed 3+ reb.	17	22	39
Grabbed 5+ reb.	6	10	16
Dished 3+ assists	10	17	27
Dished 5+ assists	4	3	7
Multiple steals	4	5	9
Played 20+ minutes	21	22	43
Played 30+ minutes	5	9	14

CAREER STREAK	GAMES	FROM WHEN TO...
Scored 10+ points	3	12-21-16 to 1-4-17
Hit 1+ 3-pointer	4	3-4-17 to 11-10-17
Grabbed 4+ rebounds	5	2-28-17 to 11-10-17
Played 20+ minutes	17	1-3-19 to present
Played 30+ minutes	5	2-6-18 to 2-20-18

#21 JORDAN BARNETT

HT 6-7 **WT** 215 **CL** Senior **POS** Forward **MAJOR** Hospitality Mgmt. **HOMETOWN** St. Louis, Mo. **HIGH SCHOOL** Christian Brothers College HS **PREV. SCHOOL** Texas



@JBounce33

GAME HIGHS	POINTS	2017-18 _____ 28, Florida, 1-6-18 Career _____ Same	3-PT FIELD GOALS MADE	2017-18 _____ 6, Twice Career _____ Same	REBOUNDS	2017-18 _____ 11, Twice Career _____ 13, Lipscomb, 12-29-16
	MINUTES	2017-18 _____ 43, Twice Career _____ Same	3-PT FIELD GOALS ATTEMPTED	2017-18 _____ 10, Ole Miss, 2-20-18 Career _____ Same	ASSISTS	2017-18 _____ 3, 3 Times Career _____ 3, 4 Times
	FIELD GOALS MADE	2017-18 _____ 8, Twice Career _____ 9, at Texas A&M, 2-8-17	FREE THROWS MADE	2017-18 _____ 9, vs. St. John's, 11-24-17 Career _____ Same	BLOCKS	2017-18 _____ 3, vs. St. John's, 11-24-17 Career _____ Same
	FIELD GOALS ATTEMPTED	2017-18 _____ 18, vs. West Virginia, 11-26-17 Career _____ 18, Twice	FREE THROWS ATTEMPTED	2017-18 _____ 10, vs. St. John's, 11-24-17 Career _____ Same	STEALS	2017-18 _____ 2, 3 times Career _____ 4, at Arkansas, 1-14-17

SEASON	G-GS	MIN	MPG	FG-A	FG%	3FG-A	3FG%	FT-A	FT%	O	D	REB /AVG	PF	FO	AST /TO	BS /S	TP	AVG.
2014-15*	21-0	179	8.5	15-45	.333	7-21	.333	3-3	1.000	5	23	28 / 1.3	11	0	10 / 9	6 / 7	40	1.9
2015-16*	4-0	24	6.0	4-7	.571	2-4	.500	3-4	.750	2	6	8 / 2.0	3	0	0 / 1	0 / 0	13	3.3
2016-17	23-13	630	27.4	101-231	.437	36-120	.300	43-55	.782	42	90	132 / 5.7	47	1	14 / 30	10 / 14	281	12.2
2017-18	29-29	973	33.6	131-289	.453	72-177	.407	66-74	.892	45	123	168 / 5.8	47	0	32 / 49	17 / 22	400	13.8
TOTAL	77-42	1806	23.5	251-572	.439	117-322	.363	115-136	.846	94	242	336 / 4.4	108	1	56 / 89	33 / 43	734	9.5

HONORS:

- 2017 AdvoCare Invitational All-Tournament Team

2017-18 (SENIOR):

- Hitting on 89.2 percent of his free throws (66-74) through 29 games, after shooting 78.2 percent as a junior.
- Averaging 14.8 points per game in his last five games.
- 18 points on 6-for-8 three-point shooting at LSU (Feb. 17).
- 15 points and a team-leading eight rebounds in the overtime win vs. Mississippi State (Feb. 10), also recording two assists.
- Helped lead Mizzou to its first-ever win vs. Kentucky (Feb. 3) with 16 points (4-10 FG, 2-7 3PT, 6-7 FT) and five rebounds.
- Fourth game with five-or-more three-pointers with his effort vs. No. 19 Auburn (Jan. 24), hitting on 5-of-8 from deep range.
- Fifth career double-double and a return to double-figure scoring at Arkansas (Jan. 13), recording 12 points and 10 rebounds.
- Posted career-highs in points (28) and three-pointers (6) in Mizzou's narrow setback vs. Florida (Jan. 6).
- Third double-double of the season and fourth of his career with 19 points and 10 rebounds in the Braggin' Rights Game vs. Illinois (Dec. 23) in his hometown of St. Louis.
- 21 points (8-18 FG, 3-9 3PT, 2-2 FT) vs. West Virginia (Nov. 26), his fourth career game scoring 20+ points; also 11 rebounds.

2016-17 (JUNIOR):

- Led Mizzou with his 12.2 points per game over 23 games.

2015-16 (SOPHOMORE):

- Sat out as part of transfer requirements for a year-long period, eligible to play in the second half of the 2016-17 season.

AT TEXAS*

2015-16:

- Recorded 12 points and five boards vs. UTSA (Dec. 8).

2014-15:

- 21 appearances as a freshman, averaging 1.9 points per game.

CHRISTIAN BROTHERS COLLEGE HIGH SCHOOL:

- Considered one of the country's Top 100 players,, as he was ranked 70th overall by Rivals.com and 86th by ESPN.com.
- Averaged 20.8 points and 8.2 rebounds per game as a senior for CBC High School, leading head coach Justin Tatum's team to a 25-7 record and 2014 Missouri Class 5 State Championship.

PERSONAL:

- Son of Karen Barnett and Bob Bonner.
- Born Dec. 31, 1995, in St. Louis, Mo.

JORDAN BARNETT - 2017-18 GAME-BY-GAME

Opponent	Min	FG-A	3FG-A	FT-A	O	D	Reb	PF	A	TO	BLK	STL	Pts
Iowa State (11/10)	*31	5-10	3-7	2-2	1	2	3	2	3	1	1	0	15
Wagner (11/13)	*23	4-7	1-3	4-5	2	3	5	2	0	1	0	2	13
at Utah (11/16)	*31	1-6	0-5	2-2	2	3	5	0	1	0	1	0	4
Emporia State (11/20)	*30	1-7	0-4	2-2	1	1	2	1	2	3	0	1	4
vs. Long Beach St. (11/23)	*22	3-8	0-3	0-0	1	1	2	2	1	2	0	1	6
vs. St. John's (11/24)	*35	4-7	2-4	9-10	5	4	9	1	1	2	3	1	19
vs. West Virginia (11/26)	*37	8-18	3-9	2-2	4	7	11	3	3	3	0	2	21
at UCF (11/30)	*35	6-12	2-5	3-4	2	4	6	1	2	3	0	0	17
Miami (Ohio) (12/5)	*31	5-11	5-9	0-0	0	8	8	0	1	2	0	0	15
Green Bay (12/9)	*32	7-12	5-9	0-0	0	2	2	2	0	0	1	0	19
North Florida (12/16)	*29	8-12	2-4	0-0	3	8	11	2	1	1	0	2	18
Stephen F. Austin (12/19)	*34	6-12	4-7	6-6	2	4	6	2	2	2	1	1	22
vs. Illinois % (12/23)	*40	5-12	2-6	7-7	3	7	10	1	0	2	1	0	19
at South Carolina * (1/3)	*39	6-9	4-6	3-3	0	2	2	3	1	3	1	2	19
Florida * (1/6)	*39	8-13	6-9	6-7	2	7	9	2	0	1	0	1	28
Georgia * (1/10)	*37	2-7	1-5	2-2	2	6	8	1	1	1	2	1	7
at Arkansas * (1/13)	*33	5-11	2-6	0-0	3	7	10	2	3	2	0	0	12
Tennessee * (1/17)	*35	4-11	1-6	0-0	1	3	4	1	2	0	1	0	9
at Texas A&M * (1/20)	*34	2-6	2-4	3-4	1	3	4	0	0	4	2	0	9
Auburn * (1/24)	*34	7-10	5-8	0-0	2	5	7	2	1	3	0	0	19
at Miss. State * (1/27)	*35	2-10	1-5	0-0	2	4	2	2	0	2	0	2	5
at Alabama * (1/31)	*30	3-7	2-4	0-0	0	2	2	3	0	2	0	1	8
Kentucky * (2/3)	*38	4-10	2-7	6-7	0	6	6	2	1	4	1	0	16
at Ole Miss * (2/6)	*28	0-4	0-4	2-2	1	4	5	3	1	1	0	0	2
Miss. State * (2/10)	*43	4-12	1-5	6-7	2	6	8	1	2	0	0	0	15
Texas A&M * (2/13)	*36	6-13	3-8	0-0	1	2	3	0	2	1	0	3	15
at LSU * (2/17)	*24	6-10	6-8	0-0	1	4	5	4	1	1	0	0	18
Ole Miss * (2/20)	*43	5-11	4-10	1-2	0	7	7	1	0	1	1	1	15
at Kentucky * (2/24)	*35	4-11	3-7	0-0	1	3	4	1	0	1	1	1	11
at Vanderbilt * (2/27)	-	-	-	-	-	-	-	-	-	-	-	-	-
Arkansas * (3/3)	-	-	-	-	-	-	-	-	-	-	-	-	-

PRODUCTIVITY & STREAKS

ACHIEVEMENT	14-15	15-16	16-17	17-18	CAREER	CAREER STREAK	GAMES	FROM WHEN TO...
Team leading scorer	0	0	8	7	15	Scored 10+ points	10	11-24-17 to 1-6-18
Double-double	0	0	1	4	5	Scored 20+ points	2	2-8-17 to 2-11-17
Scored 10+ points	1	1	16	20	38	Grabbed 5+ rebounds	9	12-29-16 to 1-28-17
Scored 15+ points	0	0	9	18	27	Hit 2+ 3-pointers	10	11-24-17 to 1-6-18
Scored 20+ points	0	0	3	3	6	Played 30+ minutes	12	12-19-17 to 2-3-18
Grabbed 5+ reb.	0	1	15	18	34			
Grabbed 10+ reb.	0	0	2	4	6			
Hit 2+ 3-pointers	2	1	12	21	36			
Hit 5+ 3-pointers	0	0	1	5	6			
Multiple assists	3	0	4	10	17			
Multiple steals	2	0	3	7	12			
Played 20+ minutes	2	0	20	29	51			
Played 30+ minutes	0	0	10	24	34			
Played 40+ minutes	0	0	0	3	3			

#23 JEREMIAH TILMON

HT 6-10 **WT** 252 **CL** Freshman **POS** Forward **MAJOR** Undecided **HOMETOWN** East St. Louis, Ill. **HIGH SCHOOL** East St. Louis HS



GAME HIGHS	POINTS	2017-18 _____ 14, 3 Times	3-PT FIELD GOALS MADE	2017-18 _____ N/A	REBOUNDS	2017-18 _____ 12, Ole Miss, 2-20-18
		Career _____ Same		Career _____ Same		Career _____ Same
	MINUTES	2017-18 _____ 32, vs. Illinois, 12-23-17	3-PT FIELD GOALS ATTEMPTED	2017-18 _____ N/A	ASSISTS	2017-18 _____ 2, Green Bay, 12-9-17
		Career _____ Same		Career _____ Same		Career _____ Same
	FIELD GOALS MADE	2017-18 _____ 7, Twice	FREE THROWS MADE	2017-18 _____ 6, Texas A&M, 2-13-18	BLOCKS	2017-18 _____ 3, Twice
		Career _____ Same		Career _____ Same		Career _____ Same
	FIELD GOALS ATTEMPTED	2017-18 _____ 12, Twice	FREE THROWS ATTEMPTED	2017-18 _____ 9, Texas A&M, 2-13-18	STEALS	2017-18 _____ 2, vs. Illinois, 12-23-17
		Career _____ Same		Career _____ Same		Career _____ Same

SEASON	G-GS	MIN	MPG	FG-A	FG%	3FG-A	3FG%	FT-A	FT%	O	D	REB /AVG	PF	FO	AST/TO	BS/S	TP	AVG.
2017-18	29-29	561	19.3	102-177	.576	0-0	.000	30-63	.476	57	60	117 / 4.0	104	8	14 / 60	29 / 7	234	8.1
TOTAL	29-29	561	19.3	102-177	.576	0-0	.000	30-63	.476	57	60	117 / 4.0	104	8	14 / 60	29 / 7	234	8.1

2017-18 (FRESHMAN):

- Second career double-double with 12 points and a season-high 12 rebounds vs. Ole Miss (Feb. 20).
- Conference season-best 14 points in the win vs. No. 21 Texas A&M (Feb. 13), sinking 6-of-9 from the charity stripe in the victory.
- Sank 12-straight field goal attempts between Mizzou's trip to Mississippi State (Jan. 27) and the win vs. Kentucky (Feb. 3).
- Dominant in the win at Alabama (Jan. 31), scoring 12 points on 6-for-6 shooting in 14 minutes of action.
- Multiple blocks in four-straight games for Mizzou between North Florida (Dec. 16) & South Carolina (Jan. 3).
- Season-high 32 minutes in the Braggin' Rights Game vs. Illinois (Dec. 23), also recording the first two steals of his career.
- Fifth-straight game scoring in double-figures with 10 points on a perfect 5-for-5 shooting night from the field vs. Stephen F. Austin (Dec. 19), also recording two blocks.
- First career double-double with 12 points and 11 rebounds in the win vs. Green Bay (Dec. 9), setting a season-high in boards.
- Matched season-highs in points (14), rebounds (7), blocks (3) and field goals (7) in the win at UCF (Nov. 30).
- 13 points (6-7 FG, 1-4 FT) in 19 minutes of action vs. Emporia State (Nov. 20), also recording a season-high three blocks.
- Efficient debut as a Tiger, scoring 14 points (7-9 FG) and grabbing seven rebounds in Mizzou's win vs. Iowa State (Nov. 10).
- 14 points ranks as ninth-most points scored by any Mizzou freshman player in their season debut.

HIGH SCHOOL:

- Considered a Top 50 recruit nationally by *ESPN*, *Rivals.com*, *Scout.com* and *247Sports*.
- Averaged 15.3 points, 11.0 rebounds and 4.0 blocks per game for East St. Louis High School as a senior in 2016-17.
- Earned First Team All-State recognition from the Illinois Basketball Coaches Association and Associated Press following his final high school campaign.
- Played one season at The La Lumiere School (La Porte, Ind.), and averaged 13.2 points and 8.2 rebounds as a junior in 2015-16.
- Helped lead the Lakers to the championship game of the DICK'S Sporting Goods High School Nationals.
- Averaged 9.8 points, 7.2 rebounds and 3.4 blocks per game en route to Illinois Class 4A All-State Honorable Mention from the AP as a sophomore in 2014-15 at East St. Louis High School.
- Consistent shot-altering presence for his Flyers career, averaging 3.5 blocks per game in three seasons.

PERSONAL:

- Son of April Lewis and Jeremiah Tilmon, Sr.
- Born Nov. 25, 1998.

JEREMIAH TILMON - 2017-18 GAME-BY-GAME

Opponent	Min	FG-A	3FG-A	FT-A	O	D	Reb	PF	A	TO	BLK	STL	Pts
Iowa State (11/10)	* 25	7-9	0-0	0-0	2	5	7	3	1	1	1	0	14
Wagner (11/13)	* 10	3-4	0-0	1-2	1	1	2	5	1	3	0	0	7
at Utah (11/16)	* 6	0-3	0-0	2-4	1	1	2	5	0	1	0	0	2
Emporia State (11/20)	* 19	6-7	0-0	1-4	3	2	5	4	0	3	3	0	13
vs. Long Beach St. (11/23)	* 17	4-4	0-0	1-1	2	1	3	3	0	3	1	0	9
vs. St. John's (11/24)	* 16	2-4	0-0	3-4	3	2	5	3	0	2	0	0	7
vs. West Virginia (11/26)	* 21	3-6	0-0	2-5	1	2	3	4	0	1	0	0	8
at UCF (11/30)	* 23	7-12	0-0	0-2	4	3	7	3	1	1	3	0	14
Miami (Ohio) (12/5)	* 25	6-11	0-0	0-0	2	4	6	1	0	0	1	0	12
Green Bay (12/9)	* 23	5-10	0-0	2-2	7	4	11	2	2	2	0	0	12
North Florida (12/16)	* 19	5-7	0-0	0-0	1	4	5	2	0	3	2	0	10
Stephen F. Austin (12/19)	* 21	5-5	0-0	0-0	1	3	4	4	1	1	2	0	10
vs. Illinois % (12/23)	* 32	3-5	0-0	1-2	4	3	7	3	1	2	2	2	7
at South Carolina * (1/3)	* 11	1-2	0-0	0-2	2	0	2	5	0	3	2	0	2
Florida * (1/6)	* 8	2-3	0-0	4-5	1	0	1	5	0	1	0	0	8
Georgia * (1/10)	* 20	5-9	0-0	0-0	1	2	3	2	0	1	0	1	10
at Arkansas * (1/13)	* 18	2-6	0-0	0-2	2	2	4	5	0	3	0	0	4
Tennessee * (1/17)	* 24	3-5	0-0	1-2	1	0	1	4	1	4	0	0	7
at Texas A&M * (1/20)	* 24	4-9	0-0	1-2	1	4	5	5	0	0	1	1	9
Auburn * (1/24)	* 7	0-0	0-0	0-0	0	1	1	4	0	3	0	0	0
at Miss. State * (1/27)	* 24	3-7	0-0	0-0	3	2	5	2	0	4	2	0	6
at Alabama * (1/31)	* 14	6-6	0-0	0-1	0	3	3	5	1	3	1	0	12
Kentucky * (2/3)	* 22	4-4	0-0	1-2	1	4	5	4	2	1	2	1	9
at Ole Miss * (2/6)	* 18	1-6	0-0	0-0	0	0	0	4	0	1	0	0	2
Miss. State * (2/10)	* 22	4-6	0-0	0-0	2	1	3	4	1	1	1	0	8
Texas A&M * (2/13)	* 28	4-12	0-0	6-9	2	1	3	3	1	1	2	1	14
at LSU * (2/17)	* 22	0-6	0-0	1-4	1	0	1	2	0	3	1	0	1
Ole Miss * (2/20)	* 29	5-7	0-0	2-6	7	5	12	3	1	4	2	1	12
at Kentucky * (2/24)	* 13	2-2	0-0	1-2	1	0	1	5	0	5	0	0	5
at Vanderbilt * (2/27)	-	-	-	-	-	-	-	-	-	-	-	-	-
Arkansas * (3/3)	-	-	-	-	-	-	-	-	-	-	-	-	-

PRODUCTIVITY & STREAKS

ACHIEVEMENT	17-18	CAREER	CAREER STREAK	GAMES	FROM WHEN TO...
Double-double	2	2	Scored 10+ points	5	11-30-17 to 12-19-17
Scored 10+ points	11	11	Grabbed 5+ rebounds	4	11-30-17 to 12-16-17
Scored 15+ points	0	0	Multiple blocks	4	12-16-17 to 1-3-18
Hit 5+ FGs	10	10	Played 20+ minutes	4	11-26-17 to 12-9-17
Attempted 5+ FGs	20	20			
Grabbed 5+ reb.	12	12			
Grabbed 10+reb.	2	2			
Multiple blocks	8	8			
Played 20+ minutes	16	16			
Played 30+ minutes	1	1			

#24 KEVIN PURYEAR

HT 6-7 **WT** 238 **CL** Junior **POS** Forward **MAJOR** Sport Management **HOMETOWN** Blue Springs, Mo. **HIGH SCHOOL** Blue Springs South HS



@CALLME_KP24

GAME HIGHS	POINTS	2017-18 _____ 20, vs. Miami (Ohio), 12-5-17 Career _____ 30, vs. Auburn, 3-8-17	3-PT FIELD GOALS MADE	2017-18 _____ 2, 3 Times Career _____ 5, vs. Auburn, 3-8-17	REBOUNDS	2017-18 _____ 10, vs. Tennessee, 1-17-18 Career _____ 11, Auburn, 1-9-16
	MINUTES	2017-18 _____ 34, at Alabama, 1-31-18 Career _____ 40, vs. Xavier, 11-17-16	3-PT FIELD GOALS ATTEMPTED	2017-18 _____ 4, at Utah, 11-16-17 Career _____ 9, vs. Auburn, 3-8-17	ASSISTS	2017-18 _____ 3, Mississippi State, 2-10-18 Career _____ 4, at Texas A&M, 2-8-17
	FIELD GOALS MADE	2017-18 _____ 6, 3 Times Career _____ 11, Ole Miss, 1-21-17	FREE THROWS MADE	2017-18 _____ 6, 5 Times Career _____ 11, vs. Xavier, 11-17-16	BLOCKS	2017-18 _____ 1, 6 Times Career _____ 2, Twice
	FIELD GOALS ATTEMPTED	2017-18 _____ 11, Twice Career _____ 19, vs. Auburn, 3-8-17	FREE THROWS ATTEMPTED	2017-18 _____ 8, Auburn, 1-24-18 Career _____ 12, Twice	STEALS	2017-18 _____ 3, Iowa State, 11-10-17 Career _____ Same

SEASON	G-GS	MIN	MPG	FG-A	FG%	3FG-A	3FG%	FT-A	FT%	O	D	REB / AVG	PF	FO	AST / TO	BS / S	TP	AVG.
2015-16	31-31	767	24.7	120-258	.465	13-41	.317	102-122	.836	40	104	144 / 4.6	52	1	13 / 49	4 / 12	355	11.5
2016-17	32-32	946	29.6	132-323	.409	20-62	.323	92-125	.736	58	133	191 / 6.0	77	1	30 / 56	10 / 12	376	11.8
2017-18	29-22	749	25.8	86-194	.443	13-48	.271	78-96	.813	49	82	131 / 4.5	60	2	24 / 42	7 / 10	263	9.1
TOTAL	92-85	2462	26.8	338-775	.436	46-151	.305	272-343	.793	147	319	466 / 5.1	189	4	67 / 147	21 / 34	994	10.8

HONORS:

- 2016 SEC All-Freshman Team

2017-18 (JUNIOR):

- Scored 13 points and sank the game-winning three-pointer to help Mizzou defeat Mississippi State (Feb. 10), 89-85, in overtime.
- Third career double-double off the bench in win vs. No. 21 Tennessee (Jan. 17), recording 12 points and 10 rebounds.
- Seventh career 20-point game with 20 vs. Miami (Ohio) on Dec. 5, making 6-of-8 FG attempts and 6-of-6 FT attempts.
- Second game of season hitting multiple three-pointers with his 2-of-3 outside shooting effort vs. West Virginia (Nov. 26).
- Earned a starting nod vs. Wagner (Nov. 13), recording 12 pts. and 5 rebs. while shooting a perfect 4-of-4 from the field.
- Led Mizzou in scoring (17) and rebounding (8) in season-opening win vs. Iowa State (Nov. 10), all while coming off the bench for 29 minutes.

2016-17 (SOPHOMORE):

- Career-high 30 points and the game-winning, buzzer-beating three-pointer in overtime to defeat Auburn (March 8) in the opening round of the SEC Tournament in Nashville.
- Averaged 11.8 points and 6.0 rebounds per game, a team-best mark in boards for the overall season and SEC play (5.7).
- His 30-point outburst vs. Auburn was Mizzou's first 30-point game since the second-to-last game of 2013-14.

2015-16 (FRESHMAN):

- Posted the sixth-best scoring campaign for a Mizzou freshman in program history with 355 points (11.5 points per game).
- Most prolific Mizzou freshman scorer since the 1993-94 season when Kelly Thames scored 12.2 points per game.
- Named to 2016 SEC All-Freshman Team after averaging 11.2 points and 4.7 rebounds per game during Mizzou's SEC schedule.

BLUE SPRINGS SOUTH HIGH SCHOOL:

- Averaged 20.1 points and 7.8 rebounds per game while shooting 53.4 percent from the floor as a senior.
- Led South to its first Missouri Class 5 State Championship in school history at Mizzou Arena as a senior.
- Was a 2015 Missouri Class 5 All-State selection.
- Kansas City Star's 2015 All-Metro Player of the Year.

PERSONAL:

- Son of Kevin and Vicki Puryear.
- Born Nov. 18, 1996, in New Brunswick, N.J.
- Grew up dreaming of chance to play at Mizzou.

KEVIN PURYEAR - 2017-18 GAME-BY-GAME

Opponent	Min	FG-A	3FG-A	FT-A	O	D	Reb	PF	A	TO	BLK	STL	Pts
Iowa State (11/10)	29	6-7	2-2	3-5	0	8	8	2	1	5	0	3	17
Wagner (11/13)	* 25	4-4	1-1	3-6	0	5	5	1	0	2	0	1	12
at Utah (11/16)	* 28	4-9	1-4	2-2	1	3	4	1	0	3	0	0	11
Emporia State (11/20)	* 25	4-9	0-1	5-5	6	2	8	2	1	2	0	1	13
vs. Long Beach St. (11/23)	* 17	3-7	0-1	2-2	1	2	3	5	2	1	0	1	8
vs. St. John's (11/24)	* 30	4-11	1-3	6-7	3	2	5	3	0	1	1	1	15
vs. West Virginia (11/26)	* 28	4-6	2-3	3-4	5	2	7	4	0	1	0	0	13
at UCF (11/30)	* 31	2-8	0-2	0-0	1	2	3	0	0	0	0	1	4
Miami (Ohio) (12/5)	* 30	6-8	2-3	6-6	1	4	5	1	1	0	1	0	20
Green Bay (12/9)	* 18	2-4	0-1	0-1	1	1	2	5	0	0	0	0	4
North Florida (12/16)	* 22	2-9	0-0	0-0	2	5	7	2	1	4	1	0	4
Stephen F. Austin (12/19)	* 26	1-4	0-1	4-5	1	3	4	2	1	1	0	0	6
vs. Illinois % (12/23)	* 27	2-4	0-2	2-2	1	2	3	2	1	1	0	0	6
at South Carolina * (1/3)	* 33	2-6	0-1	2-2	3	3	6	3	2	0	1	0	6
Florida * (1/6)	* 28	2-7	0-1	1-1	0	3	3	2	0	2	0	0	5
Georgia * (1/10)	22	3-8	1-3	2-2	3	0	3	1	1	2	0	0	9
at Arkansas * (1/13)	19	0-2	0-0	6-6	0	1	1	3	0	2	0	0	6
Tennessee * (1/17)	26	3-5	0-1	6-6	1	9	10	2	1	0	0	1	12
at Texas A&M * (1/20)	28	3-8	0-1	2-2	2	2	4	1	0	1	0	0	8
Auburn * (1/24)	23	2-9	0-1	6-8	0	2	2	2	1	0	1	0	10
at Miss. State * (1/27)	24	3-7	0-1	1-2	1	4	5	2	0	1	0	0	7
at Alabama * (1/31)	* 34	0-5	0-3	2-2	4	2	6	3	1	3	0	0	2
Kentucky * (2/3)	* 24	2-7	0-3	3-4	3	2	5	2	2	1	1	0	7
at Ole Miss * (2/6)	* 29	5-6	0-1	2-2	2	4	6	0	2	0	1	0	12
Miss. State * (2/10)	* 32	6-11	1-2	0-1	1	4	5	2	3	2	0	0	13
Texas A&M * (2/13)	* 23	1-3	0-0	2-4	1	1	2	1	2	1	0	0	4
at LSU * (2/17)	* 23	3-6	1-1	2-3	1	1	2	2	1	1	0	0	9
Ole Miss * (2/20)	* 24	4-6	1-2	2-2	2	2	4	1	0	3	0	1	11
at Kentucky * (2/24)	* 21	3-8	0-3	3-4	2	1	3	3	0	2	0	0	9
at Vanderbilt * (2/27)	-	-	-	-	-	-	-	-	-	-	-	-	-
Arkansas * (3/3)	-	-	-	-	-	-	-	-	-	-	-	-	-

PRODUCTIVITY & STREAKS

ACHIEVEMENT	15-16	16-17	17-18	CAREER
Double-double	1	1	1	3
Scored 10+ points	21	20	12	53
Scored 15+ points	7	9	3	19
Scored 20+ points	3	3	1	7
Grabbed 5+ reb.	18	24	14	56
Grabbed 10+ reb.	1	1	1	3
Hit 2+ 3-pointers	3	3	3	9
Multiple blocks	0	2	0	2
Multiple steals	3	1	1	5
Played 20+ minutes	25	31	26	82
Played 30+ minutes	6	16	6	28
Played 40+ minutes	0	1	0	1

CAREER STREAK	GAMES	FROM WHEN TO...
Scored 10+ points	7	3-4-17 to 11-20-17
Grabbed 5+ rebounds	11	11-26-16 to 1-10-17
Hit 2+ 3-pointers	3	2-4-17 to 2-11-17
Played 30+ minutes	4	12-29-16 to 1-10-17

#32 ADAM WOLF

HT 6-7 **WT** 219 **CL** Junior **POS** Forward **MAJOR** Communication **HOMETOWN** Beaver Dam, Wis. **HIGH SCHOOL** Beaver Dam HS



@THEWOLFMAN32

GAME HIGHS	POINTS	2017-18 _____ 3, 3 times	3-PT FIELD GOALS MADE	2017-18 _____ 1, 3 times	REBOUNDS	2017-18 _____ N/A
		Career _____ 6, Arkansas-Pine Bluff, 12-29-15		Career _____ 1, 4 times		Career _____ 3, Twice
	MINUTES	2017-18 _____ 4, Wagner, 11-13-17	3-PT FIELD GOALS ATTEMPTED	2017-18 _____ 1, 3 times	ASSISTS	2017-18 _____ N/A
		Career _____ 12, at Alabama, 2-6-16		Career _____ 1, 9 times		Career _____ N/A
	FIELD GOALS MADE	2017-18 _____ 1, 3 times	FREE THROWS MADE	2017-18 _____ N/A	BLOCKS	2017-18 _____ N/A
		Career _____ 3, Arkansas-Pine Bluff, 12-29-15		Career _____ N/A		Career _____ 2, Arkansas-Pine Bluff, 12-29-15
	FIELD GOALS ATTEMPTED	2017-18 _____ 1, 4 times	FREE THROWS ATTEMPTED	2017-18 _____ N/A	STEALS	2017-18 _____ 1, North Florida, 12-16-17
		Career _____ 4, Arkansas-Pine Bluff, 12-29-15		Career _____ N/A		Career _____ 1, 3 times

SEASON	G-GS	MIN	MPG	FG-A	FG%	3FG-A	3FG%	FT-A	FT%	O	D	REB /AVG	PF	FO	AST/TO	BS/S	TP	AVG.
2015-16	7-0	25	3.6	4-8	.500	1-4	.250	0-0	.000	1	7	8 /1.1	3	0	0 / 0	2 / 1	9	1.3
2016-17	10-0	22	2.2	1-5	.200	0-2	.000	0-0	.000	3	0	3 / 0.3	3	0	0 / 0	0 / 1	2	0.2
2017-18	4-0	11	2.8	3-4	.750	3-3	1.000	0-0	.000	0	0	0 / 0.0	0	0	0 / 0	0 / 1	9	2.3
TOTAL	21-0	58	2.8	8-17	.471	4-9	.444	0-0	.000	4	7	11 / 0.5	6	0	0 / 0	2 / 3	20	1.0

2017-18 (JUNIOR):

- Sideline for the remainder of the season due to a leg injury.
- Scored in back-to-back games for the first time in his career with his three points (1-1 3PT) vs. North Florida (Dec. 16).
- Drilled his only shot attempt, a straight-away three-pointer, during the final two minutes of the win vs. Green Bay (Dec. 9), helping the Tigers reach 100 points for the first time since the 2012-13 season.
- Sank his second career three-pointer on the first shot attempt of his junior season in the win vs. Wagner (Nov. 13).

2016-17 (SOPHOMORE):

- Saw time in 10 games, including seven SEC contests.
- Made appearances in the majority of the Tigers' road conference games, including at Arkansas (Jan. 14), at Florida (Feb. 2), at Texas A&M (Feb. 8), at Tennessee (Feb. 18) and at Auburn (March 4).
- Season-high seven minutes of action at Florida (Feb. 2), snagging one steal.
- Made season debut in Mizzou's season-opening win vs. Alabama A&M (Nov. 13), playing six minutes and recording one rebound.

2015-16 (FRESHMAN):

- Appeared in seven games, shooting 4-of-8 from the field for the season with eight total rebounds.
- Scored his first career points on a three-pointer in his first minute of collegiate action at No. 13 Arizona (Dec. 13).
- Six points (3-of-4 FG) in just five minutes to close out the 78-25 win vs. Arkansas-Pine Bluff (Dec. 29), including three rebounds and two blocks.
- Season-high 12 minutes of action off the bench at Alabama (Feb. 6), recording a season-best three rebounds.

HIGH SCHOOL:

- Averaged 17.0 points and 7.5 rebounds per game and led Beaver Dam (Wis.) High School to a 19-win season as a senior.
- Named First Team All-State in Wisconsin's Division 2 by the Wisconsin Basketball Coaches Association (WBCA) as a senior.
- Played three seasons at Lake Forest High School in Illinois before transferring to Beaver Dam in Wisconsin as a senior.

PERSONAL:

- Born on March 21, 1997, in Milwaukee, Wis.
- Son of John and Jamie Wolf.
- Father, John was a walk-on basketball player at Marquette from 1988-90.
- Favorite movie is *Star Wars*.

ADAM WOLF - 2017-18 GAME-BY-GAME

Opponent	Min	FG-A	3FG-A	FT-A	O	D	Reb	PF	A	TO	BLK	STL	Pts
Iowa State (11/10)	DNP - Coach Decision												
Wagner (11/13)	4	1-1	1-1	0-0	0	0	0	0	0	0	0	0	3
at Utah (11/16)	DNP - Coach Decision												
Emporia State (11/20)	DNP - Coach Decision												
vs. Long Beach St. (11/23)	2	0-1	0-0	0-0	0	0	0	0	0	0	0	0	0
vs. TBD (11/24)	DNP - Coach Decision												
vs. TBD (11/26)	DNP - Coach Decision												
at UCF (11/30)	DNP - Coach Decision												
Miami (Ohio) (12/5)	DNP - Coach Decision												
Green Bay (12/9)	2	1-1	1-1	0-0	0	0	0	0	0	0	0	0	3
North Florida (12/16)	3	1-1	1-1	0-0	0	0	0	0	0	0	0	1	3
Stephen F. Austin (12/19)	DNP - Coach Decision												
vs. Illinois % (12/23)	DNP - Coach Decision												
at South Carolina * (1/3)	DNP - Coach Decision												
Florida * (1/6)	DNP - Coach Decision												
Georgia * (1/10)	DNP - Injury												
at Arkansas * (1/13)	DNP - Injury												
Tennessee * (1/17)	DNP - Injury												
at Texas A&M * (1/20)	DNP - Injury												
Auburn * (1/24)	DNP - Injury												
at Miss. State * (1/27)	DNP - Injury												
at Alabama * (1/30)	DNP - Injury												
Kentucky * (2/3)	DNP - Injury												
at Ole Miss * (2/6)	DNP - Injury												
Miss. State * (2/10)	DNP - Injury												
Texas A&M * (2/13)	DNP - Injury												
at LSU * (2/17)	DNP - Injury												
Ole Miss * (2/20)	DNP - Injury												
at Kentucky * (2/24)	DNP - Injury												
at Vanderbilt * (2/27)	-	-	-	-	-	-	-	-	-	-	-	-	-
Arkansas * (3/3)	-	-	-	-	-	-	-	-	-	-	-	-	-

PRODUCTIVITY

ACHIEVEMENT	15-16	16-17	17-18	CAREER
Scored 5+ points	1	0	0	1
Multiple rebounds	3	1	0	4
Played 5+ minutes	2	2	1	5
Played 10+ minutes	1	0	0	1

#33 CULLEN VANLEER

HT 6-4 **WT** 208 **CL** Junior **POS** Guard **MAJOR** Education **HOMETOWN** Pacific, Mo. **HIGH SCHOOL** Pacific HS



@CULLENVANLEER33

POINTS 2017-18 _____ 11, vs. Long Beach State, 11-23-17 Career _____ 16, vs. Auburn, 3-8-17	3-PT FIELD GOALS MADE 2017-18 _____ 3, vs. Long Beach State, 11-23-17 Career _____ 5, vs. Auburn, 3-8-17	REBOUNDS 2017-18 _____ 6, vs. Long Beach State, 11-23-17 Career _____ Same
MINUTES 2017-18 _____ 27, at Alabama, 1-31-18 Career _____ 37, Twice	3-PT FIELD GOALS ATTEMPTED 2017-18 _____ 7, vs. Long Beach State, 11-23-17 Career _____ 7, 7 times	ASSISTS 2017-18 _____ 3, vs. Long Beach State, 11-23-17 Career _____ 5, Alabama A&M, 11-13-16
FIELD GOALS MADE 2017-18 _____ 4, Twice Career _____ 5, 3 times	FREE THROWS MADE 2017-18 _____ N/A Career _____ 3, NC Central, 11-28-16	BLOCKS 2017-18 _____ N/A Career _____ 1, 8 times
FIELD GOALS ATTEMPTED 2017-18 _____ 8, vs. Long Beach State, 11-23-17 Career _____ 10, NC Central, 11-28-16	FREE THROWS ATTEMPTED 2017-18 _____ 4, Emporia State, 11-20-17 Career _____ 4, Twice	STEALS 2017-18 _____ 2, Twice Career _____ 3, Twice

SEASON	G-GS	MIN	MPG	FG-A	FG%	3FG-A	3FG%	FT-A	FT%	O	D	REB /AVG	PF	FO	AST/TO	BS/S	TP	AVG.
2015-16	31-3	534	17.2	45-138	.326	30-110	.273	5-8	.625	7	29	36 / 1.2	37	0	24 / 14	1 / 10	125	4.0
2016-17	32-17	759	23.7	58-160	.363	44-132	.333	20-24	.833	6	51	57 / 1.8	66	1	42 / 26	8 / 23	180	5.6
2017-18	29-11	418	14.4	27-72	.375	19-62	.306	0-7	.000	2	39	41 / 1.4	28	0	28 / 20	0 / 12	73	2.5
TOTAL	92-31	1711	18.6	130-370	.351	93-304	.306	25-39	.641	15	119	134 / 1.5	131	1	94 / 60	9 / 45	378	4.1

HONORS:

- 2015-16 First-Year SEC Academic Honor Roll
- 2016-17 SEC Winter Academic Honor Roll

2017-18 (JUNIOR):

- Part of Mizzou's starting lineup for the past eight games.
- Conference season-high of 10 points on the road at Mississippi State (Jan. 27), shooting a perfect 4-for-4 from the field and 2-for-2 from deep range.
- Season-high 11 points (4-8 FG, 3-7 3PT) in the win vs. Long Beach State (Nov. 23) at the AdvoCare Invitational.
- Matched career-best with five rebounds and made 2+ three-pointers (2-6 3PT) for the 20th time in his career in 22 minutes off the bench vs. Emporia State (Nov. 20).
- Earned start for the season-opener vs. Iowa State (Nov. 10) for his first start since Feb. 21, 2017, vs. Kentucky.

2016-17 (SOPHOMORE):

- Averaged 5.6 points, 1.8 rebounds and 1.3 assists per game while appearing in all 32 games with 17 starts.
- Ended his 2016-17 campaign with a career-best effort, scoring a career-high 16 points behind a career-best five three-pointers in the SEC Tournament victory over Auburn (March 8) in Nashville.
- Sank 44 three-pointers to rank third-best on the squad.

2015-16 (FRESHMAN):

- Appeared in all 31 games for Mizzou in his first collegiate campaign, including three starts late in the Tigers' SEC schedule.

PACIFIC HIGH SCHOOL:

- Averaged 23.5 points and 7.3 rebounds per game for Pacific (Mo.) High School as a senior.
- Became the all-time leading scorer in Pacific history, snapping a record that stood since 1954.
- Reached 1,000 career points in just 58 games
- Named Missouri Class 4 Co-Player of the Year.
- Was a MBCA Class 4 All-State selection.
- Added academic all-conference honors as a senior.
- Also competed in golf in high school, receiving first team all-conference recognition.

PERSONAL:

- Son of John and Lori VanLeer.
- Born on May 25, 1996, in Beaufort, Mo.
- Has been a fan of Mizzou Basketball since childhood.
- Has a younger brother named Cameron.
- Avid golfer who sank the first hole-in-one of his golf career on an off day of Mizzou's first week of official 2016-17 practices.

CULLEN VANLEER - 2017-18 GAME-BY-GAME

Opponent	Min	FG-A	3FG-A	FT-A	O	D	Reb	PF	A	TO	BLK	STL	Pts
Iowa State (11/10)	* 15	0-1	0-1	0-0	0	0	0	1	1	1	0	2	0
Wagner (11/13)	* 26	3-4	1-2	0-2	0	3	3	4	2	1	0	1	7
at Utah (11/16)	* 11	0-2	0-2	0-0	0	1	1	0	0	0	0	1	0
Emporia State (11/20)	22	3-7	2-6	0-4	1	4	5	1	0	2	0	0	8
vs. Long Beach St. (11/23)	21	4-8	3-7	0-0	0	6	6	1	3	0	0	0	11
vs. St. John's (11/24)	14	1-4	1-4	0-0	0	1	1	0	1	1	0	1	3
vs. West Virginia (11/26)	11	1-4	1-4	0-0	0	0	0	0	1	1	0	0	3
at UCF (11/30)	9	0-2	0-2	0-0	0	0	0	0	2	0	0	0	0
Miami (Ohio) (12/5)	14	0-1	0-1	0-0	0	0	0	3	1	0	0	2	0
Green Bay (12/9)	9	0-2	0-2	0-0	0	0	0	1	0	0	0	0	0
North Florida (12/16)	25	2-4	2-4	0-0	0	1	1	1	2	0	0	0	6
Stephen F. Austin (12/19)	5	0-0	0-0	0-0	0	0	0	1	0	0	0	0	0
vs. Illinois % (12/23)	1	0-0	0-0	0-0	0	0	0	0	0	0	0	0	0
at South Carolina * (1/3)	2	0-0	0-0	0-0	0	0	0	0	0	0	0	0	0
Florida * (1/6)	11	1-1	1-1	0-0	0	4	4	0	1	1	0	0	3
Georgia * (1/10)	7	0-1	0-1	0-0	0	0	0	0	1	1	0	0	0
at Arkansas * (1/13)	14	1-4	1-4	0-0	0	0	0	2	1	1	0	0	3
Tennessee * (1/17)	6	0-0	0-0	0-0	0	0	0	0	0	0	0	0	0
at Texas A&M * (1/20)	15	1-2	1-1	0-1	0	3	3	0	0	0	0	0	3
Auburn * (1/24)	11	0-1	0-1	0-0	1	2	3	0	0	4	0	0	0
at Miss. State * (1/27)	19	4-4	2-2	0-0	0	2	2	3	2	2	0	1	10
at Alabama * (1/31)	* 27	1-4	1-4	0-0	0	2	2	3	2	1	0	2	3
Kentucky * (2/3)	* 19	1-3	1-3	0-0	0	1	1	2	2	2	0	1	3
at Ole Miss * (2/6)	* 21	1-4	1-3	0-0	0	2	2	2	1	0	0	0	3
Miss. State * (2/10)	* 16	1-2	0-1	0-0	0	2	2	1	2	0	0	0	2
Texas A&M * (2/13)	* 14	1-2	0-1	0-0	0	1	1	0	0	0	0	0	2
at LSU * (2/17)	* 22	1-2	1-2	0-0	0	1	1	1	2	2	0	0	3
Ole Miss * (2/20)	* 11	0-1	0-1	0-0	0	1	1	0	1	0	0	0	0
at Kentucky * (2/24)	* 20	0-2	0-2	0-0	0	2	2	1	0	0	0	1	0
at Vanderbilt * (2/27)	-	-	-	-	-	-	-	-	-	-	-	-	-
Arkansas * (3/3)	-	-	-	-	-	-	-	-	-	-	-	-	-

PRODUCTIVITY & STREAKS

ACHIEVEMENT	15-16	16-17	17-18	CAREER	CAREER STREAK	GAMES	FROM WHEN TO...
Scored 10+ points	3	7	2	12	Scored 10+ points	2	3-8-17 to 3-9-17
Dished 3+ assists	1	6	1	8	Hit 2+ 3-pointers	2	5 times
Grabbed 3+ reb.	6	9	4	19	Played 30+ minutes	6	11-17-16 to 12-3-16
Hit 2+ 3-pointers	7	12	4	23			
Multiple steals	3	5	1	9			
Played 20+ minutes	9	24	8	41			
Played 30+ minutes	2	10	0	12			

GAME-BY-GAME RESULTS

RECORD:	OVERALL	HOME	AWAY	NEUTRAL
ALL GAMES	18-11	12-3	4-6	2-2
CONFERENCE	8-8	5-3	3-5	0-0
NON-CONFERENCE	10-3	7-0	1-1	2-2

DATE	TIME (CT)	OPPONENT	W/L	SCORE	ATTENDANCE	HIGH POINTS	HIGH REBOUNDS
11-10-17	8:05 PM	IOWA STATE	W	74-59	15061	(17)PURYEAR, Kevin	(8)PURYEAR, Kevin
11-13-17	8:05 PM	WAGNER	W	99-55	15061	(23)ROBERTSON, Kassius	(8)PORTER, Jontay (8)NIKKO, Reed
11-16-17	7:06 PM	at Utah	L	59-77	12064	(12)ROBERTSON, Kassius	(9)NIKKO, Reed
11-20-17	7:02 PM	EMPORIA STATE	W	67-62	15061	(13)PURYEAR, Kevin (13)TILMON, Jeremiah	(11)PORTER, Jontay
11-23-27	10:31 AM	vs Long Beach St.	W	95-58		(16)GEIST, Jordan	(7)GEIST, Jordan
11-24-17	10:01 AM	vs St. John's	W	90-82		(19)BARNETT, Jordan	(9)GEIST, Jordan (9)BARNETT, Jordan
11-26-17	8:41 PM	vs West Virginia	L	79-83	2591	(21)BARNETT, Jordan	(11)BARNETT, Jordan
11-30-17	8:05 PM	at UCF	W	62-59	5122	(19)ROBERTSON, Kassius	(7)TILMON, Jeremiah
12-5-17	8:01 PM	MIAMI (OHIO)	W	70-51	15061	(20)PURYEAR, Kevin	(8)BARNETT, Jordan (8)PORTER, Jontay
12-9-17	8:01 PM	GREEN BAY	W	100-77	15061	(28)GEIST, Jordan	(11)TILMON, Jeremiah
12-16-17	7:31 PM	NORTH FLORIDA	W	85-51	15061	(18)BARNETT, Jordan	(11)BARNETT, Jordan
12-19-17	8:05 PM	STEPHEN F. AUSTIN	W	82-81	15061	(23)ROBERTSON, Kassius	(6)BARNETT, Jordan
12-23-17	7:01 PM	vs Illinois	L	64-70	21289	(22)ROBERTSON, Kassius	(10)BARNETT, Jordan
1-3-18	8:05 PM	* at South Carolina	W	79-68	9846	(23)ROBERTSON, Kassius	(7)PORTER, Jontay
1-6-18	12:07 PM	* FLORIDA	L	75-77	15061	(28)BARNETT, Jordan	(9)BARNETT, Jordan
1-10-18	8:05 PM	* GEORGIA	W	68-56	15061	(15)ROBERTSON, Kassius (15)PORTER, Jontay	(10)PORTER, Jontay
1-13-18	5:05 p.m.	* at Arkansas	L	63-65	18297	(26)ROBERTSON, Kassius	(10)BARNETT, Jordan
1-17-18	8:05 PM	* TENNESSEE	W	59-55	15061	(12)PURYEAR, Kevin	(10)PURYEAR, Kevin
1-20-18	3:00 PM	* at Texas A&M	L	49-60	11704	(9)GEIST, Jordan (9)TILMON, Jeremiah (9)BARNETT, Jordan	(7)ROBERTSON, Kassius
1-24-18	8:05 PM	* AUBURN	L	73-91	15061	(21)ROBERTSON, Kassius	(8)PORTER, Jontay
1-27-18	7:30 p.m.	* at Mississippi State	L	62-74	7169	(20)ROBERTSON, Kassius	(7)GEIST, Jordan
1-31-18	8:05 p.m.	* at Alabama	W	69-60	11603	(22)ROBERTSON, Kassius	(9)GEIST, Jordan
2-3-18	1:07 PM	* KENTUCKY	W	69-60	15061	(16)BARNETT, Jordan (16)ROBERTSON, Kassius	(8)PORTER, Jontay
2-6-18	8:05 p.m.	* at Ole Miss	W	75-69	6204	(27)ROBERTSON, Kassius	(13)PORTER, Jontay
2-10-18	1:05 PM	* MISSISSIPPI STATE	Wot	89-85	15061	(22)ROBERTSON, Kassius	(8)BARNETT, Jordan
2-13-18	6:01 PM	* TEXAS A&M	W	62-58	15061	(16)ROBERTSON, Kassius	(9)PORTER, Jontay
2-17-18	1:00 PM	* at LSU	L	63-64	9635	(18)BARNETT, Jordan	(10)GEIST, Jordan
2-20-18	8:05 PM	* OLE MISS	Lot	87-90	15061	(17)PORTER, Jontay	(12)TILMON, Jeremiah
2-24-18	8:15 pm	* at Kentucky	L	66-87	23038	(26)ROBERTSON, Kassius	(8)ROBERTSON, Kassius

POINTS-REBOUNDS-ASSISTS

Opponent	DATE	RESULT	01	03	05	10	11	13	14	15	21	23	24	32	33	55
			PHILLIPS	ROBERTSON	SMITH	RAU	PORTER, J	PORTER, M	NIKKO	GEIST	BARNETT	TILMON	PURYEAR	WOLF	VANLEER	HARRIS
IOWA STATE	11-10-17	74-59 W	3-1-0	11-5-2	DNP	DNP	5-4-3	2-2-0	0-0-0	5-4-4	15-3-3	14-7-1	17-8-1	DNP	0-0-1	2-3-2
WAGNER	11-13-17	99-55 W	12-2-5	23-0-3	DNP	3-1-1	11-8-4	DNP	8-8-0	0-0-1	13-5-0	7-2-1	12-5-0	3-0-0	7-3-2	0-0-0
at Utah	11-16-17	59-77 L	5-1-1	12-2-5	DNP	DNP	6-5-1	DNP	8-9-0	7-3-2	4-5-1	2-2-0	11-4-0	DNP	0-1-0	4-2-1
EMPORIA STATE	11-20-17	67-62 W	0-1-2	6-3-1	DNP	DNP	11-11-0	DNP	8-4-0	0-3-1	4-2-2	13-5-0	13-8-1	DNP	8-5-0	4-1-4
vs Long Beach St.	11-23-27	95-58 W	5-1-0	13-3-1	DNP	DNP	15-5-1	DNP	1-2-1	16-7-4	6-2-1	9-3-0	8-3-2	0-0-0	11-6-3	11-3-9
vs St. John's	11-24-17	90-82 W	2-3-5	17-2-5	DNP	DNP	16-5-3	DNP	0-1-0	11-9-4	19-9-1	7-5-0	15-5-0	DNP	3-1-1	0-1-1
vs West Virginia	11-26-17	79-83 L	2-2-3	13-2-4	DNP	DNP	9-9-2	DNP	0-1-0	8-6-4	21-11-3	8-3-0	13-7-0	DNP	3-0-1	2-3-1
at UCF	11-30-17	62-59 W	5-2-3	19-2-3	DNP	DNP	0-5-0	DNP	3-4-0	0-1-1	17-6-2	14-7-1	4-3-0	DNP	0-0-2	0-1-3
MIAMI (OHIO)	12-5-17	70-51 W	0-1-1	17-1-3	DNP	DNP	2-8-2	DNP	0-1-1	0-3-4	15-8-1	12-6-0	20-5-1	DNP	0-0-1	4-4-3
GREEN BAY	12-9-17	100-77 W	3-4-4	9-1-1	DNP	2-0-0	12-8-4	DNP	0-0-0	28-3-1	19-2-0	12-11-2	4-2-0	3-0-0	0-0-0	8-6-3
NORTH FLORIDA	12-16-17	85-51 W	0-0-0	11-0-1	DNP	2-0-0	6-10-5	DNP	12-5-1	11-5-1	18-11-1	10-5-0	4-7-1	3-0-0	6-1-2	2-4-7
SFA	12-19-17	82-81 W	7-1-1	23-0-3	DNP	DNP	4-5-1	DNP	0-0-0	4-4-3	22-6-2	10-4-1	6-4-1	DNP	0-0-0	6-1-5
vs Illinois	12-23-17	64-70 L	0-3-2	22-3-1	DNP	DNP	0-5-0	DNP	0-0-0	0-1-0	19-10-0	7-7-1	6-3-1	DNP	0-0-0	10-4-2
at South Carolina	1-3-18	79-68 W	0-1-1	23-1-1	DNP	DNP	19-7-1	DNP	0-2-0	10-4-6	19-2-1	2-2-0	6-6-2	DNP	0-0-0	0-1-3
FLORIDA	1-6-18	75-77 L	2-0-0	12-1-0	DNP	DNP	9-7-6	DNP	2-1-1	6-3-1	28-9-0	8-1-0	5-3-0	DNP	3-4-1	DNP
GEORGIA	1-10-18	68-56 W	0-2-1	15-5-1	DNP	DNP	15-10-1	DNP	2-1-0	10-4-4	7-8-1	10-3-0	9-3-1	DNP	0-0-1	DNP
at Arkansas	1-13-18	63-65 L	0-0-3	26-8-1	DNP	DNP	5-3-2	DNP	0-1-0	7-1-3	12-10-3	4-4-0	6-1-0	DNP	3-0-1	DNP
TENNESSEE	1-17-18	59-55 W	0-0-1	9-2-0	DNP	DNP	10-7-2	DNP	3-0-0	9-4-3	9-4-2	7-1-1	12-10-1	DNP	0-0-0	DNP
at Texas A&M	1-20-18	49-60 L	2-0-1	7-7-3	DNP	DNP	0-5-2	DNP	2-4-0	9-3-3	9-4-0	9-5-0	8-4-0	DNP	3-3-0	DNP
AUBURN	1-24-18	73-91 L	2-4-3	21-2-2	DNP	0-0-0	5-8-2	DNP	4-6-0	12-3-2	19-7-1	0-1-0	10-2-1	DNP	0-3-0	DNP
at Mississippi St.	1-27-18	62-74 L	DNP	20-2-4	DNP	0-0-0	6-4-0	DNP	3-1-1	5-7-4	5-4-0	6-5-0	7-5-0	DNP	10-2-2	DNP
at Alabama	1-31-18	69-60 W	DNP	22-4-4	DNP	0-0-0	13-3-1	DNP	4-2-0	5-9-4	8-2-0	12-3-1	2-6-1	DNP	3-2-2	DNP
KENTUCKY	2-3-18	69-60 W	DNP	16-3-4	DNP	DNP	13-8-2	DNP	2-5-0	3-0-0	16-6-1	9-5-2	7-5-2	DNP	3-1-2	DNP
at Ole Miss	2-6-18	75-69 W	DNP	27-4-2	DNP	DNP	18-13-4	DNP	1-0-0	10-3-6	2-5-1	2-0-0	12-6-2	DNP	3-2-1	DNP
MISSISSIPPI STATE	2-10-18	89-85WOT	DNP	22-5-3	DNP	DNP	10-0-1	DNP	2-0-1	17-6-2	15-8-2	8-3-1	13-5-3	DNP	2-2-2	DNP
TEXAS A&M	2-13-18	62-58 W	DNP	16-4-2	DNP	DNP	11-9-2	DNP	0-1-0	0-5-5	15-3-2	14-3-1	4-2-2	DNP	2-1-0	DNP
at LSU	02/17/18	63-64 L	DNP	14-5-4	DNP	0-0-0	9-7-1	DNP	2-1-0	7-10-1	18-5-1	1-1-0	9-2-1	DNP	3-1-2	DNP
OLE MISS	2-20-18	87-90LOT	DNP	16-3-6	DNP	DNP	17-9-4	DNP	1-0-0	15-7-4	15-7-0	12-12-1	11-4-0	DNP	0-1-1	DNP
at Kentucky	02/24/18	66-87 L	DNP	26-8-3	DNP	0-1-1	4-7-0	DNP	5-3-0	6-1-3	11-4-0	5-1-0	9-3-0	DNP	0-2-0	DNP

GAME-BY-GAME STATS

OPPONENT	DATE	SCORE	W/L	FG	FGA	PCT	3FG	FGA	PCT	FT	FTA	PCT	OFF	DEF	TOT	AVG	PF	A	TO	BLK	STL	PTS	AVG
Mizzou vs. Iowa State	11-10-17	74-59	W	27	51	.529	10	23	.435	10	13	.769	7	31	38	38.0	18	17	17	4	8	74	74.0
Mizzou vs. Wagner	11-13-17	99-55	W	32	47	.681	12	22	.545	23	35	.657	8	30	38	38.0	18	17	16	3	8	99	86.5
Mizzou at Utah	11-16-17	59-77	L	18	52	.346	5	27	.185	18	25	.720	11	29	40	38.7	19	11	14	2	2	59	77.3
Mizzou vs. Emporia State	11-20-17	67-62	W	23	58	.397	2	20	.100	19	34	.559	24	23	47	40.8	18	11	17	7	7	67	74.8
Mizzou vs Long Beach St.	11-23-17	95-58	W	32	62	.516	10	24	.417	21	25	.840	10	28	38	40.2	20	22	12	5	8	95	78.8
Mizzou vs St. John's	11-24-17	90-82	W	25	54	.463	14	27	.519	26	32	.813	14	27	41	40.3	19	20	16	6	7	90	80.7
Mizzou vs West Virginia	11-26-17	79-83	L	24	56	.429	12	30	.400	19	26	.731	18	29	47	41.3	26	18	20	8	4	79	80.4
Mizzou at UCF	11-30-17	62-59	W	25	55	.455	8	19	.421	4	8	.500	11	20	31	40.0	14	15	9	4	2	62	78.1
Mizzou vs. Miami (Ohio)	12-5-17	70-51	W	25	47	.532	10	23	.435	10	14	.714	4	34	38	39.8	12	17	17	6	5	70	77.2
Mizzou vs. Green Bay	12-9-17	100-77	W	38	72	.528	14	35	.400	10	14	.714	15	25	40	39.8	16	15	8	6	5	100	79.5
Mizzou vs. North Florida	12-16-17	85-51	W	35	69	.507	10	25	.400	5	7	.714	12	40	52	40.9	12	19	12	5	8	85	80.0
Mizzou vs. SFA	12-19-17	82-81	W	24	43	.558	11	22	.500	23	27	.852	8	20	28	39.8	20	17	21	6	10	82	80.2
Mizzou vs Illinois	12-23-17	64-70	L	21	55	.382	5	27	.185	17	21	.810	16	25	41	39.9	21	7	21	4	5	64	78.9
Mizzou at South Carolina	1-3-18	79-68	W	23	49	.469	14	24	.583	19	24	.792	8	23	31	39.3	26	15	13	8	7	79	78.9
Mizzou vs. Florida	1-6-18	75-77	L	23	48	.479	11	19	.579	18	21	.857	7	25	32	38.8	20	9	11	3	4	75	78.7
Mizzou vs. Georgia	1-10-18	68-56	W	24	58	.414	5	20	.250	15	17	.882	12	25	37	38.7	10	10	6	5	8	68	78.0
Mizzou at Arkansas	1-13-18	63-65	L	21	50	.420	11	29	.379	10	14	.714	10	22	32	38.3	22	13	16	1	5	63	77.1
Mizzou vs. Tennessee	1-17-18	59-55	W	20	48	.417	4	18	.222	15	17	.882	9	22	31	37.9	13	10	12	2	4	59	76.1
Mizzou at Texas A&M	1-20-18	49-60	L	15	54	.278	4	18	.222	15	20	.750	7	31	38	37.9	15	9	8	3	2	49	74.7
Mizzou vs. Auburn	1-24-18	73-91	L	22	54	.407	11	30	.367	18	22	.818	13	28	41	38.0	19	11	20	4	4	73	74.6
Mizzou at Mississippi State	1-27-18	62-74	L	26	57	.456	6	22	.273	4	8	.500	12	22	34	37.9	20	11	19	3	4	62	74.0
Mizzou at Alabama	1-31-18	69-60	W	25	47	.532	9	23	.391	10	15	.667	6	31	37	37.8	25	13	19	2	3	69	73.8
Mizzou vs. Kentucky	2-3-18	69-60	W	19	41	.463	7	23	.304	24	33	.727	7	29	36	37.7	20	13	20	8	3	69	73.6
Mizzou at Ole Miss	2-6-18	75-69	W	24	53	.453	10	23	.435	17	20	.850	7	32	39	37.8	15	16	11	7	1	75	73.6
Mizzou vs. Mississippi State	2-10-18	89-85	Wot	27	56	.482	12	26	.462	23	28	.821	7	26	33	37.6	18	15	12	3	6	89	74.2
Mizzou vs. Texas A&M	2-13-18	62-58	W	22	56	.393	6	20	.300	12	18	.667	5	25	30	37.3	9	14	9	3	10	62	73.8
Mizzou at LSU	2-17-18	63-64	L	22	48	.458	12	21	.571	7	17	.412	5	28	33	37.1	18	10	12	3	3	63	73.4
Mizzou at Ole Miss	2-20-18	87-90	Lot	27	61	.443	13	33	.394	20	31	.645	13	32	45	37.4	13	16	21	5	5	87	73.9
Mizzou at Kentucky	2-24-18	66-87	L	21	58	.362	10	31	.323	14	22	.636	14	18	32	37.2	24	7	12	1	4	66	73.6

TEAM HIGHS / LOWS

MIZZOU TEAM GAME HIGHS

POINTS _____	100	GREEN BAY (12-9-17)
_____	99	WAGNER (11-13-17)
_____	95	vs Long Beach State (11/23/17)
_____	90	vs St. John's (11/24/17)
_____	89	MISSISSIPPI STATE (2-10-18)
FG MADE _____	38	GREEN BAY (12-9-17)
_____	35	NORTH FLORIDA (12-16-17)
FG ATTEMPTS _____	72	GREEN BAY (12-9-17)
_____	69	NORTH FLORIDA (12-16-17)
FG % _____	.681 (32-47)	WAGNER (11-13-17)
_____	.558 (24-43)	STEPHEN F. AUSTIN (12-19-17)
3 PT FG MADE _____	14	at South Carolina (1/3/18)
_____	14	GREEN BAY (12-9-17)
_____	14	vs St. John's (11/24/17)
3 PT FG ATTEMPTS _____	35	GREEN BAY (12-9-17)
_____	33	OLE MISS (2-20-18)
3 PT FG % _____	.583 (14-24)	at South Carolina (1/3/18)
_____	.579 (11-19)	FLORIDA (1-6-18)
FT MADE _____	26	vs St. John's (11/24/17)
_____	24	KENTUCKY (2-3-18)
FT ATTEMPTS _____	35	WAGNER (11-13-17)
_____	34	EMPORIA STATE (11-20-17)
FT % _____	.882 (15-17)	TENNESSEE (1-17-18)
_____	.882 (15-17)	GEORGIA (1-10-18)
REBOUNDS _____	52	NORTH FLORIDA (12-16-17)
_____	47	vs West Virginia (11/26/17)
_____	47	EMPORIA STATE (11-20-17)
ASSISTS _____	22	vs Long Beach State (11/23/17)
_____	20	vs St. John's (11/24/17)
STEALS _____	10	TEXAS A&M (2-13-18)
_____	10	STEPHEN F. AUSTIN (12-19-17)
BLOCKED SHOTS _____	8	KENTUCKY (2-3-18)
_____	8	at South Carolina (1/3/18)
_____	8	vs West Virginia (11/26/17)
TURNOVERS _____	21	OLE MISS (2-20-18)
_____	21	vs Illinois (12-23-17)
_____	21	STEPHEN F. AUSTIN (12-19-17)
FOULS _____	26	at South Carolina (1/3/18)
_____	26	vs West Virginia (11/26/17)

OPPONENT TEAM GAME HIGHS

POINTS _____	91	AUBURN (1-24-18)
_____	90	OLE MISS (2-20-18)
_____	87	at Kentucky (02/24/18)
_____	85	MISSISSIPPI STATE (2-10-18)
_____	83	vs West Virginia (11/26/17)
FG MADE _____	33	OLE MISS (2-20-18)
_____	31	MISSISSIPPI STATE (2-10-18)
_____	31	STEPHEN F. AUSTIN (12-19-17)
FG ATTEMPTS _____	78	OLE MISS (2-20-18)
_____	69	MISSISSIPPI STATE (2-10-18)
FG % _____	.549 (28-51)	at Kentucky (02/24/18)
_____	.547 (29-53)	at Mississippi State (01-27-18)
3 PT FG MADE _____	14	AUBURN (1-24-18)
_____	11	MISSISSIPPI STATE (2-10-18)
_____	11	GREEN BAY (12-9-17)
_____	11	vs St. John's (11/24/17)
3 PT FG ATTEMPTS _____	32	AUBURN (1-24-18)
_____	31	MISSISSIPPI STATE (2-10-18)
3 PT FG % _____	.625 (10-16)	at Kentucky (02/24/18)
_____	.440 (11-25)	vs St. John's (11/24/17)
FT MADE _____	31	vs West Virginia (11/26/17)
_____	23	AUBURN (1-24-18)
FT ATTEMPTS _____	35	vs West Virginia (11/26/17)
_____	32	at Alabama (1/31/18)
FT % _____	1.000 (5-5)	GEORGIA (1-10-18)
_____	.944 (17-18)	vs St. John's (11/24/17)
REBOUNDS _____	46	TEXAS A&M (2-13-18)
_____	46	at Texas A&M (01/20/18)
ASSISTS _____	19	at Ole Miss (2/6/18)
_____	18	OLE MISS (2-20-18)
_____	18	vs St. John's (11/24/17)
STEALS _____	13	OLE MISS (2-20-18)
_____	13	vs West Virginia (11/26/17)

BLOCKED SHOTS _____	9	AUBURN (1-24-18)
_____	8	at South Carolina (1/3/18)
TURNOVERS _____	19	vs Long Beach State (11/23/17)
_____	19	WAGNER (11-13-17)
FOULS _____	33	EMPORIA STATE (11-20-17)
_____	32	WAGNER (11-13-17)

MIZZOU TEAM GAME LOWS

POINTS _____	49	at Texas A&M (01/20/18)
_____	59	at Utah (11/16/17)
_____	59	TENNESSEE (1-17-18)
_____	62	at UCF (11/30/17)
_____	62	at Mississippi State (01-27-18)
_____	62	TEXAS A&M (2-13-18)
FG MADE _____	15	at Texas A&M (01/20/18)
_____	18	at Utah (11/16/17)
FG ATTEMPTS _____	41	KENTUCKY (2-3-18)
_____	43	STEPHEN F. AUSTIN (12-19-17)
FG % _____	.278 (15-54)	at Texas A&M (01/20/18)
_____	.346 (18-52)	at Utah (11/16/17)
3 PT FG MADE _____	2	EMPORIA STATE (11-20-17)
_____	4	TENNESSEE (1-17-18)
_____	4	at Texas A&M (01/20/18)
3 PT FG ATTEMPTS _____	18	TENNESSEE (1-17-18)
_____	18	at Texas A&M (01/20/18)
3 PT FG % _____	.100 (2-20)	EMPORIA STATE (11-20-17)
_____	.185 (5-27)	at Utah (11/16/17)
_____	.185 (5-27)	vs Illinois (12-23-17)
FT MADE _____	4	at UCF (11/30/17)
_____	4	at Mississippi State (01-27-18)
FT ATTEMPTS _____	7	NORTH FLORIDA (12-16-17)
_____	8	at UCF (11/30/17)
_____	8	at Mississippi State (01-27-18)
FT % _____	.412 (7-17)	at LSU (02/17/18)
_____	.500 (4-8)	at UCF (11/30/17)
_____	.500 (4-8)	at Mississippi State (01-27-18)
REBOUNDS _____	28	STEPHEN F. AUSTIN (12-19-17)
_____	30	TEXAS A&M (2-13-18)
ASSISTS _____	7	vs Illinois (12-23-17)
_____	7	at Kentucky (02/24/18)
STEALS _____	1	at Ole Miss (2/6/18)
_____	2	at Utah (11/16/17)
_____	2	at UCF (11/30/17)
_____	2	at Texas A&M (01/20/18)
BLOCKED SHOTS _____	1	at Arkansas (01/13/18)
_____	1	at Kentucky (02/24/18)
TURNOVERS _____	6	GEORGIA (1-10-18)
_____	8	GREEN BAY (12-9-17)
_____	8	at Texas A&M (01/20/18)
_____	8	TEXAS A&M (2-13-18)
FOULS _____	9	TEXAS A&M (2-13-18)
_____	10	GEORGIA (1-10-18)

OPPONENT TEAM GAME LOWS

POINTS _____	51	MIAMI (OHIO) (12-5-17)
_____	51	NORTH FLORIDA (12-16-17)
_____	55	WAGNER (11-13-17)
_____	55	TENNESSEE (1-17-18)
_____	56	GEORGIA (1-10-18)
FG MADE _____	17	at Alabama (1/31/18)
_____	18	WAGNER (11-13-17)
FG ATTEMPTS _____	48	at Alabama (1/31/18)
_____	50	at Arkansas (01/13/18)
FG % _____	.308 (20-65)	NORTH FLORIDA (12-16-17)
_____	.313 (21-67)	KENTUCKY (2-3-18)
3 PT FG MADE _____	2	KENTUCKY (2-3-18)
_____	3	at Texas A&M (01/20/18)
3 PT FG ATTEMPTS _____	14	vs Illinois (12-23-17)
_____	15	at Arkansas (01/13/18)
3 PT FG % _____	.100 (2-20)	KENTUCKY (2-3-18)
_____	.176 (3-17)	at Texas A&M (01/20/18)
FT MADE _____	4	MIAMI (OHIO) (12-5-17)
_____	5	IOWA STATE (11-10-17)

_____	5	GEORGIA (1-10-18)
_____	5	TEXAS A&M (2-13-18)
FT ATTEMPTS _____	5	GEORGIA (1-10-18)
_____	6	TEXAS A&M (2-13-18)
FT % _____	.455 (5-11)	IOWA STATE (11-10-17)
_____	.500 (4-8)	MIAMI (OHIO) (12-5-17)
REBOUNDS _____	26	STEPHEN F. AUSTIN (12-19-17)
_____	27	IOWA STATE (11-10-17)
_____	27	WAGNER (11-13-17)
_____	27	vs St. John's (11/24/17)
_____	27	at Mississippi State (01-27-18)
_____	27	at Alabama (1/31/18)
ASSISTS _____	4	TEXAS A&M (2-13-18)
_____	5	WAGNER (11-13-17)
STEALS _____	1	GEORGIA (1-10-18)
_____	2	at UCF (11/30/17)
_____	2	at Texas A&M (01/20/18)
BLOCKED SHOTS _____	0	TEXAS A&M (2-13-18)
_____	1	IOWA STATE (11-10-17)
_____	1	MIAMI (OHIO) (12-5-17)
_____	1	STEPHEN F. AUSTIN (12-19-17)
_____	1	at Arkansas (01/13/18)
TURNOVERS _____	4	at Texas A&M (01/20/18)
_____	4	at Ole Miss (2/6/18)
FOULS _____	11	NORTH FLORIDA (12-16-17)
_____	11	at Mississippi State (01-27-18)

PLAYER HIGHS / LOWS

MIZZOU INDIVIDUAL GAME HIGHS

Points	28	BARNETT, Jordan vs Florida (1-6-18)
	28	GEIST, Jordan vs Green Bay (12-9-17)
	27	ROBERTSON, Kassius at Ole Miss (2/6/18)
	26	ROBERTSON, Kassius at Kentucky (02/24/18)
	26	ROBERTSON, Kassius at Arkansas (01/13/18)
Field Goals Made	11	GEIST, Jordan vs Green Bay (12-9-17)
	9	ROBERTSON, Kassius at Arkansas (01/13/18)
Field Goal Att.	18	ROBERTSON, Kassius vs Illinois (12-23-17)
	18	BARNETT, Jordan vs West Virginia (11/26/17)
FG Pct (min 5 made)	1.000 (6-6)	TILMON, Jeremiah at Alabama (1/31/18)
	1.000 (5-5)	TILMON, Jeremiah vs Stephen F. Austin (12-19-17)
3-Point FG Made	6	ROBERTSON, Kassius at Kentucky (02/24/18)
	6	BARNETT, Jordan at LSU (02/17/18)
	6	ROBERTSON, Kassius at Arkansas (01/13/18)
	6	BARNETT, Jordan vs Florida (1-6-18)
3-Point FG Att.	12	ROBERTSON, Kassius vs Illinois (12-23-17)
	11	ROBERTSON, Kassius at Kentucky (02/24/18)
	11	ROBERTSON, Kassius vs Ole Miss (2-20-18)
	11	ROBERTSON, Kassius vs Mississippi State (2-10-18)
	11	ROBERTSON, Kassius at Arkansas (01/13/18)
3-Pt FG Pct (min 2 made)	1.000 (2-2)	GEIST, Jordan at Ole Miss (2/6/18)
	1.000 (2-2)	VANLEER, Cullen at Mississippi State (01-27-18)
	1.000 (2-2)	PURYEAR, Kevin vs Iowa State (11-10-17)
Free Throws Made	9	BARNETT, Jordan vs St. John's (11/24/17)
	8	ROBERTSON, Kassius vs Kentucky (2-3-18)
Free Throw Att.	10	BARNETT, Jordan vs St. John's (11/24/17)
	10	ROBERTSON, Kassius vs Emporia State (11-20-17)
FT Pct (min 6 made)	1.000 (8-8)	ROBERTSON, Kassius vs Kentucky (2-3-18)
	1.000 (7-7)	BARNETT, Jordan vs Illinois (12-23-17)
	1.000 (6-6)	ROBERTSON, Kassius vs Auburn (1-24-18)
	1.000 (6-6)	PURYEAR, Kevin vs Tennessee (1-17-18)
	1.000 (6-6)	PURYEAR, Kevin at Arkansas (01/13/18)
	1.000 (6-6)	BARNETT, Jordan vs Stephen F. Austin (12-19-17)
	1.000 (6-6)	PURYEAR, Kevin vs Miami (Ohio) (12-5-17)
	1.000 (6-6)	PORTER, Jontay at Utah (11/16/17)
Rebounds	13	PORTER, Jontay at Ole Miss (2/6/18)
	12	TILMON, Jeremiah vs Ole Miss (2-20-18)
Assists	9	HARRIS, Blake vs Long Beach State (11/23/17)
	9	HARRIS, Blake vs North Florida (12-16-17)
Steals	3	ROBERTSON, Kassius vs Texas A&M (2-13-18)
	3	BARNETT, Jordan vs Texas A&M (2-13-18)
	3	GEIST, Jordan vs Texas A&M (2-13-18)
	3	GEIST, Jordan vs Mississippi State (2-10-18)
	3	ROBERTSON, Kassius at Arkansas (01/13/18)
	3	PORTER, Jontay vs Stephen F. Austin (12-19-17)
	3	HARRIS, Blake vs Stephen F. Austin (12-19-17)
	3	GEIST, Jordan vs North Florida (12-16-17)
	3	HARRIS, Blake vs Green Bay (12-9-17)
	3	ROBERTSON, Kassius vs Emporia State (11-20-17)
	3	PURYEAR, Kevin vs Iowa State (11-10-17)
Blocked Shots	5	PORTER, Jontay at Ole Miss (2/6/18)
	5	PORTER, Jontay vs Green Bay (12-9-17)
	5	PORTER, Jontay vs West Virginia (11/26/17)
Turnovers	6	GEIST, Jordan vs Ole Miss (2-20-18)
	6	GEIST, Jordan vs Stephen F. Austin (12-19-17)
Fouls	5	TILMON, Jeremiah at Kentucky (02/24/18)
	5	PORTER, Jontay at Kentucky (02/24/18)
	5	PORTER, Jontay vs Mississippi State (2-10-18)
	5	TILMON, Jeremiah at Alabama (1/31/18)
	5	GEIST, Jordan vs Auburn (1-24-18)
	5	TILMON, Jeremiah at Texas A&M (01/20/18)
	5	TILMON, Jeremiah at Arkansas (01/13/18)
	5	PORTER, Jontay at Arkansas (01/13/18)
	5	TILMON, Jeremiah vs Florida (1-6-18)
	5	PORTER, Jontay at South Carolina (1/3/18)
	5	TILMON, Jeremiah at South Carolina (1/3/18)
	5	PHILLIPS, Terrence vs Illinois (12-23-17)
	5	PURYEAR, Kevin vs Green Bay (12-9-17)
	5	PORTER, Jontay vs West Virginia (11/26/17)
	5	PORTER, Jontay vs St. John's (11/24/17)
	5	PURYEAR, Kevin vs Long Beach State (11/23/17)
Minutes	44	ROBERTSON, Kassius vs Mississippi State (2-10-18)
	43	BARNETT, Jordan vs Ole Miss (2-20-18)
	43	BARNETT, Jordan vs Mississippi State (2-10-18)
	42	ROBERTSON, Kassius vs Ole Miss (2-20-18)
	40	GEIST, Jordan vs Ole Miss (2-20-18)
	40	ROBERTSON, Kassius vs Tennessee (1-17-18)
	40	BARNETT, Jordan vs Illinois (12-23-17)

OPPONENT INDIVIDUAL GAME HIGHS

Points	31	PONDS, Shamorie vs St. John's (11/24/17)
	29	Carter, Jevon vs West Virginia (11/26/17)
	26	Miles Jr., Dexter vs West Virginia (11/26/17)
	25	Tyree, Breein vs Ole Miss (2-20-18)
	23	Sexton, Collin at Alabama (1/31/18)
Field Goals Made	13	PONDS, Shamorie vs St. John's (11/24/17)
	9	Tyree, Breein vs Ole Miss (2-20-18)
	9	Lamar Peters vs Mississippi State (2-10-18)
Field Goal Att.	27	PONDS, Shamorie vs St. John's (11/24/17)
	22	Tyree, Breein vs Ole Miss (2-20-18)
FG Pct (min 5 made)	1.000 (6-6)	Alexander, Kyle vs Tennessee (1-17-18)
	.857 (6-7)	JESPERSON, David vs Green Bay (12-9-17)
	.857 (6-7)	FALL, Tacko at UCF (11/30/17)
3-Point FG Made	5	HARPER, Jared vs Auburn (1-24-18)
	5	JESPERSON, David vs Green Bay (12-9-17)
	5	Carter, Jevon vs West Virginia (11/26/17)
	5	FRANCIS, Blake vs Wagner (11-13-17)
3-Point FG Att.	9	Carter, Jevon vs West Virginia (11/26/17)
	9	PONDS, Shamorie vs St. John's (11/24/17)
	9	FRANCIS, Blake vs Wagner (11-13-17)
3-Pt FG Pct (min 2 made)	1.000 (4-4)	Harris, Kevon vs Stephen F. Austin (12-19-17)
	1.000 (3-3)	Diallo, Hamidou at Kentucky (02/24/18)
	1.000 (2-2)	Green, Quade at Kentucky (02/24/18)
	1.000 (2-2)	HAASE, Felipe at South Carolina (1/3/18)
	1.000 (2-2)	Black, Leron vs Illinois (12-23-17)
	1.000 (2-2)	SIMON, Justin vs St. John's (11/24/17)
	1.000 (2-2)	Bealer, Gabe at Utah (11/16/17)
Free Throws Made	14	Miles Jr., Dexter vs West Virginia (11/26/17)
	10	Frazier, Trent vs Illinois (12-23-17)
	10	Levin, Gabe vs Long Beach State (11/23/17)
Free Throw Att.	15	Miles Jr., Dexter vs West Virginia (11/26/17)
	11	Frazier, Trent vs Illinois (12-23-17)
FT Pct (min 6 made)	1.000 (10-10)	Levin, Gabe vs Long Beach State (11/23/17)
	1.000 (8-8)	Knox, Kevin at Kentucky (02/24/18)
	1.000 (8-8)	Carter, Jevon vs West Virginia (11/26/17)
	1.000 (7-7)	BROWN, Bryce vs Auburn (1-24-18)
	1.000 (6-6)	Vanderbilt, Jarred vs Kentucky (2-3-18)
	1.000 (6-6)	HARPER, Jared vs Auburn (1-24-18)
	1.000 (6-6)	MURRAY, Desean vs Auburn (1-24-18)
	1.000 (6-6)	AHMED, Bashir vs St. John's (11/24/17)
Rebounds	15	Vanderbilt, Jarred at Kentucky (02/24/18)
	14	Davis, Tyler at Texas A&M (01/20/18)
Assists	9	Lamar Peters at Mississippi State (01-27-18)
	8	Gilgeous-Alexander at Kentucky (02/24/18)
	8	MACON, DARYL at Arkansas (01/13/18)
	8	SIMON, Justin vs St. John's (11/24/17)
	8	Barefield, Sedrick at Utah (11/16/17)
Steals	5	Crawford, Markel at Ole Miss (2/6/18)
	4	Davis, Terrence vs Ole Miss (2-20-18)
	4	Lamar Peters vs Mississippi State (2-10-18)
	4	Hayes, Kevarrius vs Florida (1-6-18)
	4	Carter, Jevon vs West Virginia (11/26/17)
	4	Miles Jr., Dexter vs West Virginia (11/26/17)
Blocked Shots	6	MCLEMORE, Anfernee vs Auburn (1-24-18)
	3	Vanderbilt, Jarred at Kentucky (02/24/18)
	3	Xavian Stapleton at Mississippi State (01-27-18)
	3	Davis, Tyler at Texas A&M (01/20/18)
	3	Alexander, Kyle vs Tennessee (1-17-18)
	3	KOTSAR, Maik at South Carolina (1/3/18)
	3	OWENS, Tariq vs St. John's (11/24/17)
Turnovers	6	BARFORD, JAYLEN at Arkansas (01/13/18)
	6	RINGO, Darrion vs Miami (Ohio) (12-5-17)
Fouls	5	Xavian Stapleton vs Mississippi State (2-10-18)
	5	Lamar Peters vs Mississippi State (2-10-18)
	5	Diallo, Hamidou vs Kentucky (2-3-18)
	5	SPENCER, Horace vs Auburn (1-24-18)
	5	Williams, Grant vs Tennessee (1-17-18)
	5	MYERS, Wesley at South Carolina (1/3/18)
	5	Augustin, Aaron vs Stephen F. Austin (12-19-17)
	5	Konate, Sagaba vs West Virginia (11/26/17)
	5	OWENS, Tariq vs St. John's (11/24/17)
	5	CLARK II, Marvin vs St. John's (11/24/17)
	5	Yussuf, Temidayo vs Long Beach State (11/23/17)
	5	Thomas, Hassan vs Emporia State (11-20-17)
	5	JACKSON, Nigel vs Wagner (11-13-17)
	5	SUMBRY, AJ vs Wagner (11-13-17)
	5	BROWN, Jamar vs Wagner (11-13-17)

#1: MIZZOU 74, IOWA STATE 59

Official Basketball Box Score -- Game Totals -- Final Statistics
Iowa State vs Mizzou
11-10-17 8:05 PM at Columbia, Mo. (Mizzou Arena)

Iowa State 59 • 0-1		Mizzou 74 • 1-0	
Player	Total	3-Ptr	Rebounds
	FG	FGA	FT
01 Wellner-Blabb, Nick	6-9	2-3	0-1
04 JACKSON, Donovon	2-4	0-0	1-1
05 Wigginton, Lindell	3-9	2-3	2-4
10 Young, Solomon	3-9	0-1	0-1
11 Beverly, Jeff	3-7	0-1	1-2
13 Long, Jakoby	2-5	0-0	1-2
20 Talley Jr., Zoran	4-8	0-2	3-3
24 Lewis, Terrence	1-5	0-3	0-2
Team			3-6

FG % 1st Half: 10.3% 33.3% 2nd Half: 14.2% 48.3% Game: 6-19 21.6% Debut
3FG % 1st Half: 1.8% 12.5% 2nd Half: 5.1% 25.0% Game: 1-11 9.1% Rebounds
FT % 1st Half: 4.7% 57.1% 2nd Half: 1.4% 25.0% Game: 5-11 45.5%

MU-M 74 • 1-0		Iowa State 59 • 0-1	
Player	Total	3-Ptr	Rebounds
	FG	FGA	FT
03 ROBERTSON, Kassius	3-12	2-6	3-4
13 PORTER, Michael	1-1	0-0	1-2
14 BARNETT, Jordan	3-7	1-2	2-2
23 TILMON, Jeremiah	7-9	0-0	2-5
33 VANLEER, Cullen	0-1	0-1	0-0
11 PHILLIPS, Terrence	1-4	1-3	2-2
14 NIKKO, Reed	0-0	0-0	0-0
15 PORTER, Jontay	2-4	1-3	0-1
14 NIKKO, Reed	0-0	0-0	0-0
24 PURYEAR, Kevin	6-7	2-2	3-5
55 HARRIS, Blake	1-2	0-0	1-3
Team			12-33

FG % 1st Half: 13.2% 52.0% 2nd Half: 14.2% 53.8% Game: 27-52 52.9% Debut
3FG % 1st Half: 5.1% 47.1% 2nd Half: 5-11 45.5% Game: 10-23 43.5% Rebounds
FT % 1st Half: 8.9% 88.9% 2nd Half: 2-4 50.0% Game: 10-13 76.9%

Officials: Pat Adams, Patrick Evans, Will Howard
Technical Fouls: Iowa State-None, MU-M-None
Attendance: 1561

Score by periods	1st	2nd	Total
Iowa State	25	34	59
MU-M	39	35	74

Last FG - ISU 2nd-00:39, MU-M 2nd-01:24
Largest lead - ISU None, MU-M by 22 2nd-04:04
ISU lead for 00:00, MU-M lead for 39:11, Game was tied for 00:29

#2: MIZZOU 99, WAGNER 55

Official Basketball Box Score -- Game Totals -- Final Statistics
Wagner vs Mizzou
11-13-17 8:05 PM at Columbia, Mo. (Mizzou Arena)

Wagner 55 • 1-1		Mizzou 99 • 2-0	
Player	Total	3-Ptr	Rebounds
	FG	FGA	FT
08 JACKSON, Nigel	1-3	1-3	0-0
03 FRANCIS, Blake	6-14	5-9	0-0
04 SUMBYR, AJ	3-10	0-0	2-2
10 COOPER, Joba	3-8	0-0	1-2
21 DAVIS, Elijah	1-5	0-2	2-2
02 PILLMER, Tyler	0-3	0-1	2-4
12 FREEMAN, Chase	0-0	0-0	2-2
15 BROWN, Jamar	0-0	0-0	0-0
22 MADRAY, Nick	0-1	0-0	1-2
24 LUGGONS, Devin	1-4	0-1	3-5
Team			3-3

FG % 1st Half: 7.2% 26.9% 2nd Half: 11-19 37.9% Game: 18-55 32.7% Debut
3FG % 1st Half: 3.1% 27.3% 2nd Half: 3-9 33.3% Game: 6-20 30.0% Rebounds
FT % 1st Half: 4.6% 66.7% 2nd Half: 9-13 69.2% Game: 13-19 68.4%

Mizzou 99 • 2-0		Wagner 55 • 1-1	
Player	Total	3-Ptr	Rebounds
	FG	FGA	FT
03 ROBERTSON, Kassius	7-10	5-8	4-4
21 BARNETT, Jordan	4-7	1-3	4-5
23 TILMON, Jeremiah	3-4	0-0	1-2
24 PURYEAR, Kevin	4-4	1-1	3-6
33 VANLEER, Cullen	3-4	1-2	0-0
11 PHILLIPS, Terrence	2-2	1-1	0-0
10 RAU, Brett	1-1	1-1	0-2
11 PORTER, Jontay	5-8	1-3	0-0
14 NIKKO, Reed	1-2	0-0	1-2
15 GEIST, Jordan	0-1	0-1	0-0
32 WOLF, Adam	1-1	1-1	0-0
55 HARRIS, Blake	0-0	0-0	1-4
Team			13-34

FG % 1st Half: 19-29 65.5% 2nd Half: 13-18 72.2% Game: 32-47 68.1% Debut
3FG % 1st Half: 5.1% 50.0% 2nd Half: 5-13 38.5% Game: 10-23 43.5% Rebounds
FT % 1st Half: 9.1% 64.3% 2nd Half: 14-21 66.7% Game: 23-35 65.7%

Officials: Jay Lindray, Ted Valentine, Tim Gattis
Technical Fouls: Wagner-None, Mizzou-None
Attendance: 1501

Score by periods	1st	2nd	Total
Wagner	21	33	54
Mizzou	54	45	99

#4: MIZZOU 76, EMPORIA STATE 62

Official Basketball Box Score -- Game Totals -- Final Statistics
Emporia State vs Mizzou
11-20-17 7:02 PM at Columbia, Mo. (Mizzou Arena)

Emporia State 62 • 2-3		Mizzou 76 • 1-0	
Player	Total	3-Ptr	Rebounds
	FG	FGA	FT
00 Morton,Brian	7-9	2-3	5-6
01 Linnell,Stephen	3-5	1-2	1-1
03 Thomas,Hassan	1-3	0-1	1-1
08 Hall,Brandon	1-9	0-2	0-4
11 Ingh Grant	1-8	0-5	0-0
02 Hlucoweky,Malik	2-5	1-3	2-2
11 Hodge,Danny	2-3	1-1	0-0
14 Ford,Duncan	3-7	0-1	2-2
23 McCullough,Isaac	1-2	1-2	0-0
21 Emery,Jawan	1-2	0-0	1-1
15 Dale,Jac	1-2	0-0	0-0
Team			2-5

FG % 1st Half: 9-28 32.1% 2nd Half: 13-27 48.1% Game: 22-55 40.0% Debut
3FG % 1st Half: 3.1% 27.3% 2nd Half: 4-8 50.0% Game: 7-20 35.0% Rebounds
FT % 1st Half: 7.8% 87.5% 2nd Half: 4-8 50.0% Game: 11-12 91.7%

Mizzou 76 • 1-0		Emporia State 62 • 2-3	
Player	Total	3-Ptr	Rebounds
	FG	FGA	FT
03 ROBERTSON, Kassius	1-9	0-6	6-10
15 GEIST, Jordan	0-2	0-2	0-0
14 BARNETT, Jordan	1-7	0-4	2-2
23 TILMON, Jeremiah	6-7	0-0	1-4
24 PURYEAR, Kevin	4-9	0-1	5-6
11 PHILLIPS, Terrence	0-0	0-0	0-0
11 PORTER, Jontay	4-8	0-1	4-4
14 NIKKO, Reed	3-3	0-0	2-4
33 VANLEER, Cullen	3-7	2-6	0-4
55 HARRIS, Blake	2-5	0-0	1-1
Team			2-5

FG % 1st Half: 11-30 36.7% 2nd Half: 12-38 42.8% Game: 23-68 39.7% Debut
3FG % 1st Half: 5.1% 7.7% 2nd Half: 3-14 21.4% Game: 2-13 15.4% Rebounds
FT % 1st Half: 51.0% 80.0% 2nd Half: 14-24 58.3% Game: 19-34 55.9%

Officials: Mike Nance, Steve Nieves, Chris Chumley
Technical Fouls: Emporia State-Hall,Brandon, Mizzou-Tilmon, Jeremiah
Attendance: 1500

Score by periods	1st	2nd	Total
Emporia State	28	34	62
Mizzou	28	39	67

#7: WEST VIRGINIA 83, MIZZOU 79

Official Basketball Box Score -- Game Totals -- Final Statistics
Mizzou vs West Virginia
11/26/17 9:41 PM at HP Field House (Lake Buena Vista, Fla.)

Mizzou 79 • 5-2		West Virginia 83 • 6-1	
Player	Total	3-Ptr	Rebounds
	FG	FGA	FT
21 BARNETT, Jordan	8-18	3-9	2-2
23 TILMON, Jeremiah	3-6	0-0	2-5
24 PURYEAR, Kevin	8-8	2-3	3-4
03 ROBERTSON, Kassius	3-7	3-5	4-4
55 HARRIS, Blake	0-2	0-1	2-2
11 PHILLIPS, Terrence	3-2	0-1	2-2
11 PORTER, Jontay	2-3	1-2	4-2
14 NIKKO, Reed	0-0	0-0	0-0
15 GEIST, Jordan	2-8	1-5	2-3
33 VANLEER, Cullen	1-4	1-4	0-0
Team			2-3

FG % 1st Half: 11-26 42.3% 2nd Half: 13-30 43.3% Game: 24-56 42.9% Debut
3FG % 1st Half: 8-14 57.1% 2nd Half: 4-16 25.0% Game: 13-30 43.3% Rebounds
FT % 1st Half: 11-14 78.6% 2nd Half: 8-12 66.7% Game: 19-32 59.4%

West Virginia 83 • 6-1		Mizzou 79 • 5-2	
Player	Total	3-Ptr	Rebounds
	FG	FGA	FT
11 Well, Larnant	1-8	0-4	1-2
21 Harris, Wesley	1-4	0-1	5-6
00 Konate, Sogaba	2-2	0-0	0-1
01 Carter, Jevon	8-8	2-3	3-4
04 Miles Jr., Daxter	5-14	2-6	14-15
03 Bolden, James	2-5	1-3	0-1
11 Allen, Teddy	3-4	0-0	2-2
14 Harrier, Chase	0-2	0-2	0-0
23 Bender, Marjorie	0-3	0-1	3-3
11 Logan, Logan	0-0	0-0	1-1
Team			1-2

FG % 1st Half: 11-33 33.3% 2nd Half: 11-27 40.7% Game: 22-60 36.7% Debut
3FG % 1st Half: 5-14 35.7% 2nd Half: 3-10 30.0% Game: 8-24 33.3% Rebounds
FT % 1st Half: 9-10 90.0% 2nd Half: 2-2 100.0% Game: 11-13 84.6%

Officials: Karl Jones, James Breeding, Bryant Sparks
Technical Fouls: Mizzou-GEIST, Jordan, West Virginia-Konate, Sogaba
Attendance: 291

Score by periods	1st	2nd	Total
Mizzou	41	38	79
West Virginia	36	47	83

#5: MIZZOU 95, LONG BEACH ST. 58

Official Basketball Box Score -- Game Totals -- Final Statistics
Mizzou vs Long Beach State
11/23/17 11:31 AM at HP Field House (Lake Buena Vista, Fla.)

Mizzou 95 • 4-1		Long Beach State 58 • 2-3	
Player	Total	3-Ptr	Rebounds
	FG	FGA	FT
21 BARNETT, Jordan	3-8	0-3	0-0
23 TILMON, Jeremiah	4-6	0-0	1-1
24 PURYEAR, Kevin	3-7	0-1	2-2
03 ROBERTSON, Kassius	3-10	2-6	5-6
55 HARRIS, Blake	4-7	0-0	3-3
11 PHILLIPS, Terrence	1-1	1-2	0-1
11 PORTER, Jontay	2-3	1-1	1-1
14 NIKKO, Reed	0-3	0-0	1-2
15 GEIST, Jordan	4-6	2-3	6-8
32 WOLF, Adam	0-3	0-0	0-0
33 VANLEER, Cullen	4-8	3-7	0-0
Team			2-3

FG % 1st Half: 14-30 46.7% 2nd Half: 12-21 57.1% Game: 26-51 51.0% Debut
3FG % 1st Half: 5-15 33.3% 2nd Half: 8-23 34.8% Game: 13-35 37.1% Rebounds
FT % 1st Half: 10-12 83.3% 2nd Half: 11-13 84.6% Game: 21-25 84.0%

Long Beach State 58 • 2-3		Mizzou 95 • 4-1	
Player	Total	3-Ptr	Rebounds
	FG	FGA	FT
00 Linn, Gabe	1-6	0-1	10-10
05 Riggins, Mason	2-5	0-0	2-3
11 Ogilvie, Barry	2-3	1-2	0-0
10 Alberts, Bryan	3-11	1-4	1-2
15 Booker, Deshaun	3-7	0-2	0-0
00 Jackson, Javontae	1-2	0-0	2-2
03 Roberts, Jordan	0-2	0-0	1-2
00 Yossif, Temyldo	0-1	0-0	0-0
15 Griffin, Jordan	1-5	1-4	0-0
14 Byers, GJ	4-8	0-3	2-4
22 Williams, LaFont	1-1	0-0	0-0
21 Mathurin, Edou	1-4	1-1	0-0
Team			1-2

FG % 1st Half: 6-20 30.0% 2nd Half: 13-25 52.0% Game: 19-54 35.2% Debut
3FG % 1st Half: 2-12 16.7% 2nd Half: 6-23 26.3% Game: 8-35 22.9% Rebounds
FT % 1st Half: 7-8 87.5% 2nd Half: 9-14 64.3% Game: 16-22 72.7%

Officials: Doug Simons, Clyde Owens, Tony Spivey
Technical Fouls: Mizzou-None, Long Beach State-Yossif, Temyldo 2, TEAM
Attendance: 207

Score by periods	1st	2nd	Total
Mizzou	45	52	95
Long Beach State	21	37	58

#3: UTAH 77, MIZZOU 59

Official Basketball Box Score -- Game Totals -- Final Statistics
Mizzou vs Utah
11/16/17 6:06 p.m. at Salt Lake City, Utah (Huntsman Center)

Mizzou 59 • 2-1		Utah 77 • 3-0	
Player	Total	3-Ptr	Rebounds
	FG	FGA	FT
21 BARNETT, Jordan	1-4	0-5	2-2
23 TILMON, Jeremiah	1-3	0-0	2-4
24 PURYEAR, Kevin	4-9	1-4	2-2
03 ROBERTSON, Kassius	3-10	0-0	1-2
33 VANLEER, Cullen	0-2	0-0	1-1
11 PHILLIPS, Terrence	2-4	1-2	0-1
11 PORTER, Jontay	4-4	0-3	6-6
14 NIKKO, Reed	4-6	0-0	3-7
15 GEIST, Jordan	2-4	2-3	1-2
55 HARRIS, Blake	2-4	0-1	0-0
Team			5-16

FG % 1st Half: 5-25 20.0% 2nd Half: 13-27 48.1% Game: 18-52 34.6% Debut
3FG % 1st Half: 1-13 7.7% 2nd Half: 4-14 28.6% Game: 5-27 18.5% Rebounds
FT % 1st Half: 8-10 80.0% 2nd Half: 10-15 66.7% Game: 18-25 72.0%

Utah 77 • 3-0		Mizzou 59 • 2-1	
Player	Total	3-Ptr	Rebounds
	FG	FGA	FT
13 Collette, David	5-13	1-2	6-7
21 Rainscott, Wyatt	4-7	1-2	2-3
30 Bealer, Gabe	4-4	2-2	0-0
00 Barfield, Sedrick	2-11	1-6	0-0
10 Bibbins, Justin			

#10: MIZZOU 100, GREEN BAY 77

Official Basketball Box Score - Game Totals - Final Statistics
Green Bay vs Mizzou
12-9-17 8:01 PM at Columbia, Mo. (Mizzou Arena)

Table with columns: Player, FG, 3-Pt, FT, Rebounds, PF, TP, A, TO, Blk, Stl, Min. Lists stats for players like PIPES, P, SMALL, Khalil, PATTERSON, Manny, etc.

Totals 28-63 11-27 10-12 11 22 33 18 77 12 14 2 3 200
FG % 1st Half: 16.33 48.50% 2nd half: 15.38 40.0% Game: 28-63 44.8%

Mizzou 100 - 8 - 2
Official Basketball Box Score - Game Totals - Final Statistics
Mizzou vs Green Bay
12-9-17 8:01 PM at Columbia, Mo. (Mizzou Arena)

Table with columns: Player, FG, 3-Pt, FT, Rebounds, PF, TP, A, TO, Blk, Stl, Min. Lists stats for players like ROBERTSON, Kassius, BARNETT, Jordan, etc.

Totals 38-72 14-39 10-14 13 25 16 100 15 8 6 5 200
FG % 1st Half: 22.38 57.9% 2nd half: 16.34 47.1% Game: 38-72 52.0%

Score by periods 1st 2nd Total
Green Bay 40 37 77
Mizzou 60 40 100

Officials: Karl Hoes, Steven Anderson, John Hampton
Technical fouls: Green Bay-BELL, Trean, Mizzou-PURYEAR, Kevin.
Attendance: 15061

Score by periods 1st 2nd Total
Mizzou 60 40 100

Score by periods 1st 2nd Total
Mizzou 60 40 100

Score by periods 1st 2nd Total
Mizzou 60 40 100

Score by periods 1st 2nd Total
Mizzou 60 40 100

Score by periods 1st 2nd Total
Mizzou 60 40 100

Score by periods 1st 2nd Total
Mizzou 60 40 100

Score by periods 1st 2nd Total
Mizzou 60 40 100

Score by periods 1st 2nd Total
Mizzou 60 40 100

Score by periods 1st 2nd Total
Mizzou 60 40 100

Score by periods 1st 2nd Total
Mizzou 60 40 100

Score by periods 1st 2nd Total
Mizzou 60 40 100

Score by periods 1st 2nd Total
Mizzou 60 40 100

Score by periods 1st 2nd Total
Mizzou 60 40 100

Score by periods 1st 2nd Total
Mizzou 60 40 100

Score by periods 1st 2nd Total
Mizzou 60 40 100

Score by periods 1st 2nd Total
Mizzou 60 40 100

Score by periods 1st 2nd Total
Mizzou 60 40 100

Score by periods 1st 2nd Total
Mizzou 60 40 100

Score by periods 1st 2nd Total
Mizzou 60 40 100

Score by periods 1st 2nd Total
Mizzou 60 40 100

Score by periods 1st 2nd Total
Mizzou 60 40 100

Score by periods 1st 2nd Total
Mizzou 60 40 100

Score by periods 1st 2nd Total
Mizzou 60 40 100

Score by periods 1st 2nd Total
Mizzou 60 40 100

Score by periods 1st 2nd Total
Mizzou 60 40 100

Score by periods 1st 2nd Total
Mizzou 60 40 100

Score by periods 1st 2nd Total
Mizzou 60 40 100

Score by periods 1st 2nd Total
Mizzou 60 40 100

Score by periods 1st 2nd Total
Mizzou 60 40 100

Score by periods 1st 2nd Total
Mizzou 60 40 100

Score by periods 1st 2nd Total
Mizzou 60 40 100

#11: MIZZOU 85, NORTH FLORIDA 51

Official Basketball Box Score - Game Totals - Final Statistics
North Florida vs Mizzou
12-16-17 7:31 PM at Columbia, Mo. (Mizzou Arena)

Table with columns: Player, FG, 3-Pt, FT, Rebounds, PF, TP, A, TO, Blk, Stl, Min. Lists stats for players like HORCHLER, Noah, AMIRI, Wajid, etc.

Totals 20-65 5-28 6-8 7 24 31 11 51 6 10 3 1 199
FG % 1st Half: 7.33 21.2% 2nd half: 13.32 40.6% Game: 20-65 30.8%

Mizzou 85 - 9 - 2
Official Basketball Box Score - Game Totals - Final Statistics
Mizzou vs North Florida
12-16-17 7:31 PM at Columbia, Mo. (Mizzou Arena)

Table with columns: Player, FG, 3-Pt, FT, Rebounds, PF, TP, A, TO, Blk, Stl, Min. Lists stats for players like ROBERTSON, Kassius, BARNETT, Jordan, etc.

Totals 35-69 10-23 5-7 11 22 12 85 19 12 5 8 207
FG % 1st Half: 19.39 48.7% 2nd half: 16.30 53.3% Game: 35-69 50.9%

Score by periods 1st 2nd Total
North Florida 15 32 51
Mizzou 46 39 85

Officials: Brian Shoy, Patrick Evans, Rob Roper
Technical fouls: North Florida-NONE, Mizzou-NONE.
Attendance: 15061

Score by periods 1st 2nd Total
North Florida 15 32 51
Mizzou 46 39 85

Score by periods 1st 2nd Total
North Florida 15 32 51
Mizzou 46 39 85

Score by periods 1st 2nd Total
North Florida 15 32 51
Mizzou 46 39 85

Score by periods 1st 2nd Total
North Florida 15 32 51
Mizzou 46 39 85

Score by periods 1st 2nd Total
North Florida 15 32 51
Mizzou 46 39 85

Score by periods 1st 2nd Total
North Florida 15 32 51
Mizzou 46 39 85

Score by periods 1st 2nd Total
North Florida 15 32 51
Mizzou 46 39 85

Score by periods 1st 2nd Total
North Florida 15 32 51
Mizzou 46 39 85

Score by periods 1st 2nd Total
North Florida 15 32 51
Mizzou 46 39 85

Score by periods 1st 2nd Total
North Florida 15 32 51
Mizzou 46 39 85

Score by periods 1st 2nd Total
North Florida 15 32 51
Mizzou 46 39 85

Score by periods 1st 2nd Total
North Florida 15 32 51
Mizzou 46 39 85

Score by periods 1st 2nd Total
North Florida 15 32 51
Mizzou 46 39 85

Score by periods 1st 2nd Total
North Florida 15 32 51
Mizzou 46 39 85

Score by periods 1st 2nd Total
North Florida 15 32 51
Mizzou 46 39 85

Score by periods 1st 2nd Total
North Florida 15 32 51
Mizzou 46 39 85

Score by periods 1st 2nd Total
North Florida 15 32 51
Mizzou 46 39 85

Score by periods 1st 2nd Total
North Florida 15 32 51
Mizzou 46 39 85

Score by periods 1st 2nd Total
North Florida 15 32 51
Mizzou 46 39 85

Score by periods 1st 2nd Total
North Florida 15 32 51
Mizzou 46 39 85

Score by periods 1st 2nd Total
North Florida 15 32 51
Mizzou 46 39 85

Score by periods 1st 2nd Total
North Florida 15 32 51
Mizzou 46 39 85

Score by periods 1st 2nd Total
North Florida 15 32 51
Mizzou 46 39 85

Score by periods 1st 2nd Total
North Florida 15 32 51
Mizzou 46 39 85

Score by periods 1st 2nd Total
North Florida 15 32 51
Mizzou 46 39 85

Score by periods 1st 2nd Total
North Florida 15 32 51
Mizzou 46 39 85

Score by periods 1st 2nd Total
North Florida 15 32 51
Mizzou 46 39 85

Score by periods 1st 2nd Total
North Florida 15 32 51
Mizzou 46 39 85

Score by periods 1st 2nd Total
North Florida 15 32 51
Mizzou 46 39 85

Score by periods 1st 2nd Total
North Florida 15 32 51
Mizzou 46 39 85

Score by periods 1st 2nd Total
North Florida 15 32 51
Mizzou 46 39 85

#12: MIZZOU 82, SFA 81

Official Basketball Box Score - Game Totals - Final Statistics
Stephen F. Austin vs Mizzou
12-19-17 8:05 PM at Columbia, Mo. (Mizzou Arena)

Table with columns: Player, FG, 3-Pt, FT, Rebounds, PF, TP, A, TO, Blk, Stl, Min. Lists stats for players like Gilmore, III, Leon, Holyfield, TJ, etc.

Totals 31-63 11-27 10-12 13 13 13 26 23 81 12 13 1 11 200
FG % 1st Half: 17.33 51.5% 2nd half: 16.34 46.7% Game: 31-63 49.2%

Mizzou 82 - 10 - 2
Official Basketball Box Score - Game Totals - Final Statistics
Mizzou vs Stephen F. Austin
12-19-17 8:05 PM at Columbia, Mo. (Mizzou Arena)

Table with columns: Player, FG, 3-Pt, FT, Rebounds, PF, TP, A, TO, Blk, Stl, Min. Lists stats for players like BARNETT, Jordan, FILMON, Jeremiah, etc.

Totals 24-43 11-23 22-27 8 20 28 82 17 21 6 10 200
FG % 1st Half: 14.21 66.7% 2nd half: 10.22 45.5% Game: 24-43 55.8%

Score by periods 1st 2nd Total
Stephen F. Austin 40 41 81
Mizzou 48 34 82

Officials: Terry Oglesby, Todd Austin, Ken Washington
Technical fouls: Stephen F. Austin-NONE, Mizzou-NONE.
Attendance: 15061

Score by periods 1st 2nd Total
Stephen F. Austin 40 41 81
Mizzou 48 34 82

Score by periods 1st 2nd Total
Stephen F. Austin 40 41 81
Mizzou 48 34 82

Score by periods 1st 2nd Total
Stephen F. Austin 40 41 81
Mizzou 48 34 82

Score by periods 1st 2nd Total
Stephen F. Austin 40 41 81
Mizzou 48 34 82

Score by periods 1st 2nd Total
Stephen F. Austin 40 41 81
Mizzou 48 34 82

Score by periods 1st 2nd Total
Stephen F. Austin 40 41 81
Mizzou 48 34 82

Score by periods 1st 2nd Total
Stephen F. Austin 40 41 81
Mizzou 48 34 82

Score by periods 1st 2nd Total
Stephen F. Austin 40 41 81
Mizzou 48 34 82

Score by periods 1st 2nd Total
Stephen F. Austin 40 41 81
Mizzou 48 34 82

Score by periods 1st 2nd Total
Stephen F. Austin 40 41 81
Mizzou 48 34 82

Score by periods 1st 2nd Total
Stephen F. Austin 40 41 81
Mizzou 48 34 82

Score by periods 1st 2nd Total
Stephen F. Austin 40 41 81
Mizzou 48 34 82

Score by periods 1st 2nd Total
Stephen F. Austin 40 41 81
Mizzou 48 34 82

Score by periods 1st 2nd Total
Stephen F. Austin 40 41 81
Mizzou 48 34 82

Score by periods 1st 2nd Total
Stephen F. Austin 40 41 81
Mizzou 48 34 82

Score by periods 1st 2nd Total
Stephen F. Austin 40 41 81
Mizzou 48 34 82

Score by periods 1st 2nd Total
Stephen F. Austin 40 41 81
Mizzou 48 34 82

Score by periods 1st 2nd Total
Stephen F. Austin 40 41 81
Mizzou 48 34 82

Score by periods 1st 2nd Total
Stephen F. Austin 40 41 81
Mizzou 48 34 82

Score by periods 1st 2nd Total
Stephen F. Austin 40 41 81
Mizzou 48 34 82

Score by periods 1st 2nd Total
Stephen F. Austin 40 41 81
Mizzou 48 34 82

Score by periods 1st 2nd Total
Stephen F. Austin 40 41 81
Mizzou 48 34 82

Score by periods 1st 2nd Total
Stephen F. Austin 40 41 81
Mizzou 48 34 82

Score by periods 1st 2nd Total
Stephen F. Austin 40 41 81
Mizzou 48 34 82

Score by periods 1st 2nd Total
Stephen F. Austin 40 41 81
Mizzou 48 34 82

Score by periods 1st 2nd Total
Stephen F. Austin 40 41 81
Mizzou 48 34 82

Score by periods 1st 2nd Total
Stephen F. Austin 40 41 81
Mizzou 48 34 82

Score by periods 1st 2nd Total
Stephen F. Austin 40 41 81
Mizzou 48 34 82

Score by periods 1st 2nd Total
Stephen F. Austin 40 41 81
Mizzou 48 34 82

Score by periods 1st 2nd Total
Stephen F. Austin 40 41 81
Mizzou 48 34 82

Score by periods 1st 2nd Total
Stephen F. Austin 40 41 81
Mizzou 48 34 82

#13: ILLINOIS 70, MIZZOU 64

Official Basketball Box Score - Game Totals - Final Statistics
Illinois vs Mizzou
12-23-17 7:01 PM at St. Louis, Mo. (Scully Center)

Table with columns: Player, FG, 3-Pt, FT, Rebounds, PF, TP, A, TO, Blk, Stl, Min. Lists stats for players like Lucas, Te'Jon, Black, Leron, Smith, Mark, etc.

Totals 23-59 6-14 18-27 13 20 33 70 8 10 3 11 200
FG % 1st Half: 17.34 50.0% 2nd half: 6.25 24.0% Game: 23-59 39.0%

Mizzou 64 - 10 - 3
Official Basketball Box Score - Game Totals - Final Statistics
Mizzou vs Illinois
12-23-17 7:01 PM at St. Louis, Mo. (Scully Center)

Table with columns: Player, FG, 3-Pt, FT, Rebounds, PF, TP, A, TO, Blk, Stl, Min. Lists stats for players like ROBERTSON, Kassius, BARNETT, Jordan, etc.

Totals 21-55 5-17 17-21 16 25 41 21 64 7 21 4 5 200
FG % 1st Half: 8.24 33.3% 2nd half: 3.27 18.3% Game: 21-55 38.2%

Score by periods 1st 2nd Total
Illinois 42 28 70
Mizzou 22 42 64

Officials: Tony Greene, Tod Valentine, Terry Oglesby
Technical fouls: Illinois-NONE, Mizzou-HARRIS, Blake.
Attendance: 21289

Score by periods 1st 2nd Total
Illinois 42 28 70
Mizzou 22 42 64

Score by periods 1st 2nd Total
Illinois 42 28 70
Mizzou 22 42 64

Score by periods 1st 2nd Total
Illinois 42 28 70
Mizzou 22 42 64

Score by periods 1st 2nd Total
Illinois 42 28 70
Mizzou 22 42 64

Score by periods 1st 2nd Total
Illinois 42 28 70
Mizzou 22 42 64

Score by periods 1st 2nd Total
Illinois 42 28 70
Mizzou 22 42 64

Score by periods 1st 2nd Total
Illinois 42 28 70
Mizzou 22 42 64

Score by periods 1st 2nd Total
Illinois 42 28 70
Mizzou 22 42 64

Score by periods 1st 2nd Total
Illinois 42 28 70
Mizzou 22 42 64

Score by periods 1st 2nd Total
Illinois 42 28 70
Mizzou 22 42 64

Score by periods 1st 2nd Total
Illinois 42 28 70
Mizzou 22 42 64

Score by periods 1st 2nd Total
Illinois 42 28 70
Mizzou 22 42 64

Score by periods 1st 2nd Total
Illinois 42 28 70
Mizzou 22 42 64

Score by periods 1st 2nd Total
Illinois 42 28 70
Mizzou 22 42 64

#14: MIZZOU 79, SOUTH CAROLINA 68

Official Basketball Box Score - Game Totals - Final Statistics
Mizzou vs South Carolina
12/18/19 p.m. ET at Columbia, SC (Colonial Life Arena)

Table with columns: Player, FG, 3-Pt, FT, Rebounds, PF, TP, A, TO, Blk, Stl, Min. Lists stats for players like BARNETT, Jordan, FILMON, Jeremiah, etc.

Totals 23-49 14-24 19-24 8 23 31 26 79 15 13 8 7 200
FG % 1st Half: 11.25 44.0% 2nd half: 12.24 50.0% Game: 23-49 46.9%

Mizzou 79 - 9 - 5, 0-2 SEC
Official Basketball Box Score - Game Totals - Final Statistics
South Carolina vs Mizzou
12/18/19 p.m. ET at Columbia, SC (Colonial Life Arena)

Table with columns: Player, FG, 3-Pt, FT, Rebounds, PF, TP, A, TO, Blk, Stl, Min. Lists stats for players like MINAYA, Justin, KOTSAK, Malik, etc.

Totals 12-57 5-18 19-26 13 19 32 68 8 11 8 4 200
FG % 1st Half: 9.30 30.0% 2nd half: 13.27 48.1% Game: 12-57 38.6%

Score by periods 1st 2nd Total
Mizzou 39 40 79
South Carolina 27 41 68

Officials: Pat Adams, Jose Linday, Anthony Franklin (Brian Shoy)
Technical fouls: Mizzou-NONE, South Carolina-NONE.
Attendance: 9846

Score by periods 1st 2nd Total
Mizzou 39 40 79
South Carolina 27 41 68

Score by periods 1st 2nd Total
Mizzou 39 40 79
South Carolina 27 41 68

Score by periods 1st 2nd Total
Mizzou 39 40 79
South Carolina 27 41 68

Score by periods 1st 2nd Total
Mizzou 39 40 79
South Carolina 27 41 68

Score by periods 1st 2nd Total
Mizzou 39 40 79
South Carolina 27 41 68

Score by periods 1st 2nd Total
Mizzou 39 40 79
South Carolina 27 41 68

Score by periods 1st 2nd Total
Mizzou 39 40 79
South Carolina 27 41 68

Score by periods 1st 2nd Total
Mizzou 39 40 79
South Carolina 27 41 68

Score by periods 1st 2nd Total
Mizzou 39 40 79
South Carolina 27 41 68

Score by periods 1st 2nd Total
Mizzou 39 40 79
South Carolina 27 41 68

Score by periods 1st 2nd Total
Mizzou 39 40 79
South Carolina 27 41 68

Score by periods 1st 2nd Total
Mizzou 39 40 79
South Carolina 27 41 68

Score by periods 1st 2nd Total
Mizzou 39 40 79
South Carolina 27 41 68

Score by periods 1st 2nd Total
Mizzou 39 40 79
South Carolina 27 41 68

#15: FLORIDA 77, MIZZOU 75

Official Basketball Box Score - Game Tot

#19: TEXAS A&M 60, MIZZO 49

Official Basketball Box Score - Game Totals - Final Statistics Mizzou vs Texas A&M

Box score for Mizzou 49 vs Texas A&M 60. Includes player stats for Robertson, Kassiuss, Geist, Jordan, etc.

FG % 1st Half: 7.27 25.0% 2nd half: 8.27 29.6% Game: 15.54 27.0% 3FG % 1st Half: 4.6 66.7% 2nd half: 11.4 78.6% Game: 15.20 75.0%

Texas A&M 60 - 13-6, 2-5 SEC

Box score for Texas A&M 60 vs Mizzou 49. Includes player stats for Hogg, DJ, Glider, Admon, etc.

FG % 1st Half: 11.36 30.6% 2nd half: 14.26 50.0% Game: 25.64 39.1% 3FG % 1st Half: 3.12 25.0% 2nd half: 0.5 0.0% Game: 9.23 39.1%

Score by periods table for Texas A&M vs Mizzou. Shows scores for 1st, 2nd, and Total.

#22: MIZZO 69, ALABAMA 60

Official Basketball Box Score - Game Totals - Final Statistics Mizzou vs Alabama

Box score for Mizzou 69 vs Alabama 60. Includes player stats for Barnett, Jordan, Puryear, Kevin, etc.

FG % 1st Half: 14.25 56.0% 2nd half: 11.22 50.0% Game: 25.47 53.2% 3FG % 1st Half: 5.11 45.5% 2nd half: 4.12 33.3% Game: 9.23 39.1%

Alabama 60 - 14-8, 5-4

Box score for Alabama 60 vs Mizzou 69. Includes player stats for Hall, Donta, Braxton, etc.

FG % 1st Half: 11.21 52.4% 2nd half: 6.27 22.2% Game: 17.48 35.4% 3FG % 1st Half: 3.7 42.9% 2nd half: 2.13 14.4% Game: 5.83 25.0%

Score by periods table for Alabama vs Mizzou. Shows scores for 1st, 2nd, and Total.

#25: MIZZO 89, MISSISSIPPI ST. 85

Official Basketball Box Score - Game Totals - Final Statistics Mississippi State vs Mizzou

Box score for Mississippi State 85 vs Mizzou 89. Includes player stats for Puryear, Kevin, Barnett, Jordan, etc.

FG % 1st Half: 15.25 60.0% 2nd half: 10.25 40.0% Game: 25.50 50.0% 3FG % 1st Half: 7.14 50.0% 2nd half: 3.12 25.0% Game: 11.31 35.3%

Mizzou 89 - 17-8, 7-5

Box score for Mizzou 89 vs Mississippi State 85. Includes player stats for Robertson, Kassiuss, Barnett, Jordan, etc.

FG % 1st Half: 15.25 60.0% 2nd half: 10.25 40.0% Game: 25.50 50.0% 3FG % 1st Half: 7.14 50.0% 2nd half: 3.12 25.0% Game: 11.31 35.3%

Score by periods table for Mizzou vs Mississippi State. Shows scores for 1st, 2nd, and Total.

#26: MIZZO 62, TEXAS A&M 58

Official Basketball Box Score - Game Totals - Final Statistics Texas A&M vs Mizzou

Box score for Texas A&M 58 vs Mizzou 62. Includes player stats for Hogg, DJ, Starke, TJ, etc.

FG % 1st Half: 10.31 32.3% 2nd half: 14.31 45.2% Game: 22.56 39.3% 3FG % 1st Half: 3.1 7.7% 2nd half: 4.10 40.0% Game: 6.20 20.0%

Mizzou 62 - 18-8, 8-5

Box score for Mizzou 62 vs Texas A&M 58. Includes player stats for Robertson, Kassiuss, Barnett, Jordan, etc.

FG % 1st Half: 11.27 40.0% 2nd half: 11.29 37.0% Game: 22.56 39.3% 3FG % 1st Half: 4.27 57.1% 2nd half: 8.11 72.7% Game: 12.38 66.7%

Score by periods table for Mizzou vs Texas A&M. Shows scores for 1st, 2nd, and Total.

#21: MSU 74, MIZZO 62

Official Basketball Box Score - Game Totals - Final Statistics Mizzou vs Mississippi State

Box score for Mizzou 62 vs MSU 74. Includes player stats for Porter, Jontay, Barnett, Jordan, etc.

FG % 1st Half: 13.33 39.4% 2nd half: 13.24 54.2% Game: 29.53 54.6% 3FG % 1st Half: 1.2 50.0% 2nd half: 3.4 50.0% Game: 4.6 50.0%

Mississippi State 74 - 15-6, 3-5

Box score for Mississippi State 74 vs Mizzou 62. Includes player stats for Abdul-Ado, Aric Holman, etc.

FG % 1st Half: 11.26 42.3% 2nd half: 18.27 64.7% Game: 29.53 54.6% 3FG % 1st Half: 3.9 23.3% 2nd half: 3.7 42.9% Game: 6.16 17.5%

Score by periods table for Mississippi State vs Mizzou. Shows scores for 1st, 2nd, and Total.

#23: MIZZO 69, KENTUCKY 60

Official Basketball Box Score - Game Totals - Final Statistics Kentucky vs Mizzou

Box score for Kentucky 60 vs Mizzou 69. Includes player stats for Diallo, Hamidou, Richards, Nick, etc.

FG % 1st Half: 6.30 20.0% 2nd half: 19.37 40.0% Game: 21.67 31.3% 3FG % 1st Half: 0.0 0.0% 2nd half: 2.00 10.0% Game: 11.30 36.7%

Mizzou 69 - 15-8, 5-5

Box score for Mizzou 69 vs Kentucky 60. Includes player stats for Robertson, Kassiuss, Barnett, Jordan, etc.

FG % 1st Half: 9.23 39.1% 2nd half: 10.18 55.6% Game: 19.41 46.3% 3FG % 1st Half: 3.12 25.0% 2nd half: 4.11 45.3% Game: 7.23 20.6%

Score by periods table for Mizzou vs Kentucky. Shows scores for 1st, 2nd, and Total.

#27: LSU 64, MIZZO 63

Official Basketball Box Score - Game Totals - Final Statistics Mizzou vs LSU

Box score for Mizzou 63 vs LSU 64. Includes player stats for Barnett, Jordan, Puryear, Kevin, etc.

FG % 1st Half: 12.25 48.0% 2nd half: 10.23 42.5% Game: 22.48 45.8% 3FG % 1st Half: 4.11 36.4% 2nd half: 1.4 16.7% Game: 5.51 29.4%

LSU 64 - 15-11 (6-8)

Box score for LSU 64 vs Mizzou 63. Includes player stats for Duop, Reath, Aaron Epps, etc.

FG % 1st Half: 13.20 40.0% 2nd half: 10.27 37.0% Game: 21.47 36.6% 3FG % 1st Half: 7.9 87.5% 2nd half: 4.14 28.6% Game: 12.04 57.1%

Score by periods table for LSU vs Mizzou. Shows scores for 1st, 2nd, and Total.

#28: OLE MISS 90, MIZZOU 87



Official Basketball Box Score - Game Totals - Final Statistics
 Ole Miss vs Mizzou
 2-20-18 8:05 PM at Columbia, Mo. (Mizzou Arena)



Ole Miss 90 • 12-16, 5-10

#	Player	Total			3-Ptr			Rebounds			PF	TP	A	TO	Blk	Stl	Min
		FG	FGA	FT	FTA	Off	Def	Total									
02	Hymon, Marcanvis	2	5	0	0	2	4	6	4	4	3	2	0	1	21		
03	Davis, Terence	7	13	3	5	2	4	6	4	19	3	2	2	4	32		
04	Tyree, Breein	9	22	2	8	5	5	0	1	3	25	2	3	0	1	37	
05	Crawford, Markel	4	9	1	3	2	2	0	5	5	4	11	2	0	2	39	
12	Stevens, Bruce	4	10	0	1	5	5	4	4	8	4	13	2	1	0	37	
00	Shuler, Devontae	1	2	1	2	0	0	0	0	0	0	3	0	0	0	5	
01	Burnett, Deandre	1	10	1	3	0	0	2	2	1	3	4	2	0	1	27	
11	Horn, Eric	0	0	0	0	0	0	0	0	0	0	0	0	0	1		
13	Olejniczak, Dominik	2	2	0	0	1	2	2	3	5	0	1	0	1	15		
50	Furmanovicus, Justas	3	5	1	2	0	0	1	2	1	7	2	0	1	21		
	Team					4	1	5									
Totals		33	78	9	24	15	16	13	24	37	24	90	18	11	3	13	225

FG % 1st Half: 18.41 43.9% 2nd half: 14.32 43.8% OT: 1.5 20.0% Game: 33.78 42.3% Doubleball
 3FG % 1st Half: 6.12 46.2% 2nd half: 3.10 30.0% OT: 0.1 0.0% Game: 9.24 37.5% Rebounds
 FT % 1st Half: 0.0 0.0% 2nd half: 11.12 91.7% OT: 4.4 100.0 Game: 15.16 93.8% 1

Mizzou 87 • 18-10, 8-7

#	Player	Total			3-Ptr			Rebounds			PF	TP	A	TO	Blk	Stl	Min
		FG	FGA	FT	FTA	Off	Def	Total									
03	ROBERTSON, Kassius	5	17	4	11	2	3	0	3	3	2	16	6	2	0	42	
21	BARNETT, Jordan	5	11	4	10	1	2	0	7	7	1	15	0	1	1	43	
23	TILMON, Jeremiah	5	7	0	0	2	6	7	5	12	3	12	1	4	2	1	29
24	PURYEAR, Kevin	4	6	1	2	2	2	4	1	1	1	11	0	3	0	24	
33	VANLEER, Cullen	0	1	0	1	0	0	0	1	0	0	1	0	0	0	11	
11	PORTER, Jontay	4	8	3	5	6	9	1	7	4	3	0	1	0	0	30	
14	NIKKO, Reed	0	1	0	0	1	2	0	0	1	1	0	2	2	0	6	
15	GEIST, Jordan	4	10	1	4	6	7	4	15	4	6	0	1	40			
	Team					0	2										
Totals		27	61	13	33	20	31	13	32	45	13	87	16	21	5	225	

FG % 1st Half: 13.29 44.8% 2nd half: 14.24 58.3% OT: 0.8 0.0% Game: 27.61 44.3% Doubleball
 3FG % 1st Half: 5.17 29.4% 2nd half: 8.12 66.7% OT: 0.4 0.0% Game: 13.33 39.4% Rebounds
 FT % 1st Half: 4.5 80.0% 2nd half: 13.18 72.2% OT: 0.8 37.5% Game: 20.31 64.9% 8

Officials: Don Dally, Michael Stephens, Pat Driscoll

Technical fouls: Ole Miss-None Mizzou-None

Attendance: 15641

Score by periods	1st	2nd	OT	Total
Ole Miss	42	42	6	90
Mizzou	35	49	3	87

#29: KENTUCKY 87, MIZZOU 66



Official Basketball Box Score - Game Totals - Final Statistics
 Mizzou vs Kentucky
 02/24/18 8:15 pm at Rupp Arena - Lexington, KY



Mizzou 66 • 18-11, 8-8

#	Player	Total			3-Ptr			Rebounds			PF	TP	A	TO	Blk	Stl	Min
		FG	FGA	FT	FTA	Off	Def	Total									
21	BARNETT, Jordan	4	11	3	7	0	0	1	3	4	1	11	0	1	1	35	
23	TILMON, Jeremiah	2	2	0	0	1	2	1	0	1	5	5	0	5	0	13	
24	PURYEAR, Kevin	3	8	0	3	4	2	1	3	3	9	0	2	0	0	21	
03	ROBERTSON, Kassius	7	15	6	11	6	9	2	6	8	4	26	3	2	0	33	
33	VANLEER, Cullen	0	2	0	2	0	0	0	2	2	1	0	0	0	1	20	
10	RAU, Brett	0	1	0	0	0	0	1	0	1	0	0	1	0	0	4	
11	PORTER, Jontay	1	8	0	3	2	2	4	3	7	5	4	0	1	0	28	
14	NIKKO, Reed	2	3	0	0	1	2	2	1	3	1	5	0	0	0	18	
15	GEIST, Jordan	2	8	1	5	1	3	1	0	1	4	6	3	1	0	28	
	Team					0	2										
Totals		21	58	10	31	14	22	14	18	32	24	66	7	12	1	4	200

FG % 1st Half: 11.27 40.7% 2nd half: 10.31 32.3% Game: 21.58 36.2% Doubleball
 3FG % 1st Half: 6.18 33.3% 2nd half: 4.13 30.8% Game: 10.31 32.3% Rebounds
 FT % 1st Half: 4.8 50.0% 2nd half: 10.14 71.4% Game: 14.22 63.6%

Kentucky 87 • 20-9, 9-7

#	Player	Total			3-Ptr			Rebounds			PF	TP	A	TO	Blk	Stl	Min
		FG	FGA	FT	FTA	Off	Def	Total									
04	Richards, Nick	0	0	0	0	0	0	0	0	0	1	0	0	0	0	9	
05	Knox, Kevin	6	13	1	3	8	8	1	0	1	4	21	0	2	1	24	
32	Gabriel, Wenyen	1	4	1	3	0	0	3	2	5	2	3	0	2	1	15	
03	Diallo, Hamidou	4	10	3	3	0	0	2	2	2	11	2	0	1	1	25	
22	Gilgous-Alexander	4	6	2	3	4	4	0	5	5	2	14	8	1	0	36	
00	Green, Quade	5	6	2	2	0	0	0	2	2	12	3	2	0	1	29	
01	Killeys-Jones, Sacha	0	0	0	0	0	0	0	0	2	0	0	0	0	1	5	
02	Vanderbilt, Jarred	4	4	0	0	3	7	3	12	15	1	11	2	1	3	27	
10	David, Jonny	0	0	0	0	0	0	0	0	0	0	0	0	0	0	0	
12	Galliani, Brad	1	2	1	2	0	0	0	0	0	3	0	0	0	1		
25	Washington, PJ	3	6	0	0	6	9	2	3	5	3	12	2	1	0	29	
	Team					0	1										
Totals		28	51	10	16	21	28	9	27	36	19	87	17	9	6	5	200

FG % 1st Half: 14.29 56.0% 2nd half: 14.26 33.8% Game: 28.51 54.9% Doubleball
 3FG % 1st Half: 8.10 80.0% 2nd half: 2.4 33.3% Game: 10.16 62.5% Rebounds
 FT % 1st Half: 8.11 72.7% 2nd half: 13.17 76.5% Game: 21.28 75.0%

Officials: Anthony Jordan, Terry Oglesby, Vladimir Voyard-Tadai

Technical fouls: Mizzou-None Kentucky-None

Attendance: 23038

Score by periods	1st	2nd	Total
Mizzou	32	34	66
Kentucky	44	43	87

INDIVIDUAL LAST TIME...

Player score 25 points _____ Kassius Robertson (26) at Kentucky; Feb. 24, 2018
Player score 30 points _____ Kevin Puryear (30) vs. Auburn; March 8, 2017
Player score 35 points _____ Thomas Gardner (40) vs. Kansas; Jan. 16, 2006
Player score 40 points _____ Thomas Gardner (40) vs. Kansas; Jan. 16, 2006
Player grab 15 rebounds _____ Johnathan Williams III (15) vs. Texas A&M; March 14, 2014
Player grab 20 rebounds _____ Curtis Berry (20) vs. Kansas; Jan. 9, 1980
Player record a double-double _____ Jeremiah Tilmon (12 p, 12 r), vs. Ole Miss; Feb. 20, 2018
Two players record a double-double _____ Russell Woods (13 p, 11 r)
_____ Terrence Phillips (10 p, 10 a) vs. Ole Miss; Jan. 21, 2017
Player record a triple-double _____ Never
Player score 20+ points in back-to-back games _____ Kassius Robertson
_____ (27) at Ole Miss, Feb. 6, 2018; (22) Mississippi State, Feb. 10, 2018
Player score 20+ points in back-to-back-to-back games _____ Kassius Robertson
_____ (21) vs. Auburn, Jan. 24, 2018; (20) at Mississippi State, Jan. 27, 2018; (22) at Alabama, Jan. 31, 2018
Player dish out 10 assists _____ Terrence Phillips (10) vs. Ole Miss; Jan. 21, 2017
Player collect five steals _____ Terrence Phillips (5) vs. Miami (Ohio); Dec. 6, 2016
Player hit five three-point baskets _____ Kassius Robertson (6), at Kentucky; Feb. 24, 2018
Player record five blocks _____ Jontay Porter (5), at Ole Miss; Feb. 6, 2018
Two players hit five three-point baskets _____ Jordan Barnett (5), Jordan Geist (5)
_____ vs. Green Bay, Dec. 9, 2017
Player make 10 free throws _____ Kevin Puryear (10-12) at Auburn; March 4, 2017
Two players score 20 points in a game _____ Kassius Robertson (23)
_____ Jordan Barnett (22), Stephen F. Austin; Dec. 19, 2017
Three players score 20 points in a game _____ Frankie Hughes (24)
_____ Kevin Puryear (22)
_____ Terrence Phillips (21) vs. Xavier; Nov. 17, 2016
Two players grab 10 rebounds in a game _____ Jordan Barnett (11)
_____ Jontay Porter (10) vs. North Florida; Dec. 16, 2017
Three players grab 10 rebounds in a game _____ Negus Webster-Chan (11)
_____ Earnest Ross (10)
_____ Alex Oriakhi (10) vs. Alcorn State; Nov. 13, 2012
Five players score in double figures _____ Kassius Robertson (22)
_____ Jordan Geist (17)
_____ Jordan Barnett (15)
_____ Kevin Puryear (13)
_____ Jontay Porter (10), Mississippi State, Feb. 10, 2018
Six players score in double figures _____ Jontay Porter (17)
_____ Kassius Robertson (16)
_____ Jordan Barnett (15)
_____ Jordan Geist (15)
_____ Jeremiah Tilmon (12)
_____ Kevin Puryear (11) vs. Ole Miss; Feb. 20, 2018
Seven players score in double figures _____ Kim English (20)
_____ Justin Stafford (16)
_____ Laurence Bowers (16)
_____ Marcus Denmon (12)
_____ Matt Pressey (10)
_____ Michael Dixon Jr. (10)
_____ Ricky Kreklow (10) vs. North Alabama; Jan. 5, 2011

TEAM LAST TIME...

Scored 100 points or more _____ Dec. 9, 2017; Mizou 100, Green Bay 77
Scored less than 50 points _____ Jan. 20, 2018, Texas A&M 60, Mizou 49
Scored less than 50 points and won _____ Nov. 14, 1997; Mizou 45, DePaul 42
Allowed 100 points or more _____ Feb. 7, 2011; Kansas 103, Mizou 86
Held an opponent to less than 40 points _____ Dec. 29, 2015; Mizou 78, Arkansas-Pine Bluff 25
Held an opponent to less than 50 points _____ Nov. 13, 2016; Mizou 99, Alabama A&M 44
Had 50 rebounds _____ Dec. 16, 2016, vs. North Florida (52)
Had 20 assists _____ Nov. 24, 2017, vs. St. John's (20)
Had 30 assists _____ Dec. 18, 2010, vs. Central Arkansas (33)
Had 10 steals _____ Dec. 19, 2017, Stephen F. Austin (10)
Forced 20 turnovers _____ Jan. 7, 2017, at Georgia (20)
Held opponent to less than 25 percent shooting _____ Dec. 29, 2015, Arkansas-Pine Bluff (15.4)
Shot better than 60 percent from the field _____ Nov. 13, 2017, vs. Wagner (.681)
Shot better than 70 percent from the field _____ Dec. 6, 1989, vs. Hawaii Loa (.752)
Shot under 30 percent from the field _____ Feb. 28, 2017, vs. Texas A&M (.246)
Shot better than 90 percent from the free throw line _____
_____ March 8, 2014 at Tennessee (13-for-14, .921)
Attempted 40 free throws _____ Dec. 29, 2016, vs. Lipscomb (41)
Made 10 3-pointers _____ Feb. 24, 2018, at Kentucky (10-of-31)
Made 15 3-pointers _____ March 8, 2017, vs. Auburn (16-for-34)
Attempted 35 three-pointers _____ Dec. 9, 2017, Green Bay (14-for-35)
Won an overtime game _____ Feb. 10, 2018, Mizou 89, Mississippi State 85 (OT)
Lost an overtime game _____ Feb. 20, 2018, vs. Ole Miss; OM 90, Mizou 87 (OT)
Played a double-OT game _____ March 14, 2014; Mizou 91, Texas A&M 83
Played a triple-overtime game _____ Jan. 13, 2001; Mizou 112, Iowa State 109 (40T)
Defeated an AP Top 25 team _____ Feb. 3, 2018; Mizou 69, No. 21 Kentucky 55
Had a 20-point win _____ Dec. 16, 2017; Mizou 85, North Florida 51
Had a 30-point win _____ Dec. 16, 2017; Mizou 85, North Florida 51
Had a 40-point win _____ Nov. 13, 2017; Mizou 99, Wagner 55
Had a 50-point win _____ Nov. 13, 2016; Mizou 99, Alabama A&M 44
Won back-to-back road games _____ Jan. 31, 2018 at Alabama (69-60)
_____ Feb. 6, 2018 at Ole Miss (75-69)
Won by double digits over an SEC team _____ (12) Jan. 10, 2018 vs. Georgia (68-56)



2017-18 MIZZOU BASKETBALL

Mizzou Combined Team Statistics (as of Feb 24, 2018)

Conference games only



RECORD:	OVERALL	HOME	AWAY	NEUTRAL
ALL GAMES	8-8	5-3	3-5	0-0
CONFERENCE	8-8	5-3	3-5	0-0
NON-CONFERENCE	0-0	0-0	0-0	0-0

#	Player	gp-gs	min	avg	Total		3-Point		F-Throw		Rebounds				pf	dq	a	to	blk	stl	pts	avg
					fg-fga	fg%	3fg-fga	3fg%	ft-fa	ft%	off	def	tot	avg								
03	ROBERTSON, Kassius	16-16	613	38.3	86-197	.437	54-120	.450	66-79	.835	7	57	64	4.0	33	0	40	39	0	17	292	18.3
21	BARNETT, Jordan	16-16	563	35.2	68-155	.439	43-102	.422	29-34	.853	19	69	88	5.5	28	0	15	27	9	12	208	13.0
11	PORTER, Jontay	16-6	409	25.6	53-129	.411	19-54	.352	39-53	.736	25	82	107	6.7	54	4	31	32	23	9	164	10.3
15	GEIST, Jordan	16-8	493	30.8	41-95	.432	16-47	.340	33-48	.688	7	63	70	4.4	35	1	51	27	0	16	131	8.2
24	PURYEAR, Kevin	16-10	413	25.8	42-104	.404	4-24	.167	42-51	.824	26	41	67	4.2	30	0	16	21	4	2	130	8.1
23	TILMON, Jeremiah	16-16	304	19.0	46-90	.511	0-0	.000	17-37	.459	25	25	50	3.1	62	6	7	37	14	5	109	6.8
33	VANLEER, Cullen	16-8	235	14.7	13-33	.394	9-27	.333	0-1	.000	1	23	24	1.5	15	0	15	14	0	5	35	2.2
14	NIKKO, Reed	16-0	140	8.8	11-22	.500	0-0	.000	11-20	.550	10	18	28	1.8	16	0	3	10	11	3	33	2.1
01	PHILLIPS, Terrence	7-0	59	8.4	1-9	.111	0-6	.000	4-4	1.000	2	5	7	1.0	11	0	10	6	0	3	6	0.9
10	RAU, Brett	5-0	10	2.0	0-1	.000	0-0	.000	0-0	.000	1	0	1	0.2	1	0	1	0	0	0	0	0.0
55	HARRIS, Blake	1-0	11	11.0	0-3	.000	0-0	.000	0-0	.000	0	1	1	1.0	2	0	3	1	0	1	0	0.0
Team											19	35	54				6					
Total.....		16	3250		361-838	.431	145-380	.382	241-327	.737	142	419	561	35.1	287	11	192	220	61	73	1108	69.2
Opponents.....		16	3250		397-954	.416	109-340	.321	216-296	.730	174	378	552	34.5	305	-	194	162	66	108	1119	69.9

TEAM STATISTICS	MIZ	OPP	Date	Opponent	Score	Att.
SCORING	1108	1119	* 1/3/18	at South Carolina	W 79-68	9846
Points per game	69.2	69.9	* 1-6-18	FLORIDA	L 75-77	15061
Scoring margin	-0.7	-	* 1-10-18	GEORGIA	W 68-56	15061
FIELD GOALS-ATT	361-838	397-954	* 01/13/18	at Arkansas	L 63-65	18297
Field goal pct	.431	.416	* 1-17-18	TENNESSEE	W 59-55	15061
3 POINT FG-ATT	145-380	109-340	* 01/20/18	at Texas A&M	L 49-60	11704
3-point FG pct	.382	.321	* 1-24-18	AUBURN	L 73-91	15061
3-pt FG made per game	9.1	6.8	* 01-27-18	at Mississippi State	L 62-74	7169
FREE THROWS-ATT	241-327	216-296	* 1/31/18	at Alabama	W 69-60	11603
Free throw pct	.737	.730	* 2-3-18	KENTUCKY	W 69-60	15061
F-Throws made per game	15.1	13.5	* 2/6/18	at Ole Miss	W 75-69	6204
REBOUNDS	561	552	* 2-10-18	MISSISSIPPI STATE	Wot 89-85	15061
Rebounds per game	35.1	34.5	* 2-13-18	TEXAS A&M	W 62-58	15061
Rebounding margin	+0.6	-	* 02/17/18	at LSU	L 63-64	9635
ASSISTS	192	194	* 2-20-18	OLE MISS	Lot 87-90	15061
Assists per game	12.0	12.1	* 02/24/18	at Kentucky	L 66-87	23038
TURNOVERS	220	162				
Turnovers per game	13.8	10.1				
Turnover margin	-3.6	-				
Assist/turnover ratio	0.9	1.2				
STEALS	73	108				
Steals per game	4.6	6.8				
BLOCKS	61	66				
Blocks per game	3.8	4.1				
ATTENDANCE	120488	97496				
Home games-Avg/Game	8-15061	8-12187				
Neutral site-Avg/Game	-	0-0				












* = Conference game


Score by Periods	1st	2nd	OT	Totals
Mizzou	510	585	13	1108
Opponents	507	600	12	1119

QUICK SHEET AT VANDERBILT - FEB. 27

MISSOURI (18-11, 8-8) at **VANDERBILT** (11-18, 5-11)
 RPI: 44; KENPOM: .45 RPI: 119; KENPOM: .86

Tuesday, Feb. 27; 6:01 p.m. CT; Memorial Gymnasium (14,316)
SERIES: 4-6 | **LAST MEETING:** WV, 72-52 (at Columbia, Feb. 11, 2017)

3		KASSIUS ROBERTSON	LAST GAME (at UK/2-24) 26 PTS, 6-11 3PT, 8 REB	(CASH-us)	<ul style="list-style-type: none"> ■ Ranks 5th in SEC games in scoring (18.3), 5th in free throw % (.835), 1st in three-point % (.450) and 2nd in three-pointers made per game (3.4). ■ Top-scoring graduate transfer (16.8) at the high major level as of Feb. 24 games. ■ Best game as a Tiger at Ole Miss (Feb. 6), scoring 27 points (8-16 FG, 5-9 3PT, 6-7 FT). ■ 41.0% from 3PT range, 16.1 PPG as a junior at Canisius College in 2016-17. ■ Sank 98 three-pointers as a junior, which ranked 33rd among all Division I players. ■ Became 1,000-pt. scorer midway through his junior campaign at Canisius. 																						
		G ■ GR ■ 6-3 ■ 180 Toronto, Ontario Grad. Studies: Education Counseling				<table border="1"> <thead> <tr> <th></th> <th>MIN</th> <th>PPG</th> <th>RPG</th> <th>APG</th> <th>FG%</th> <th>3PT%</th> <th>FT%</th> </tr> </thead> <tbody> <tr> <td>SEA</td> <td>35.7</td> <td>16.8</td> <td>3.0</td> <td>2.5</td> <td>.427</td> <td>.430</td> <td>.809</td> </tr> <tr> <td>CAR</td> <td>30.4</td> <td>13.4</td> <td>2.8</td> <td>1.9</td> <td>.442</td> <td>.411</td> <td>.792</td> </tr> </tbody> </table>		MIN	PPG	RPG	APG	FG%	3PT%	FT%	SEA	35.7	16.8	3.0	2.5	.427	.430	.809	CAR	30.4	13.4	2.8	1.9
	MIN	PPG	RPG	APG	FG%	3PT%	FT%																				
SEA	35.7	16.8	3.0	2.5	.427	.430	.809																				
CAR	30.4	13.4	2.8	1.9	.442	.411	.792																				
10		BRETT RAU	LAST GAME (at UK/2-24) 1 AST, 1 REB		<ul style="list-style-type: none"> ■ Sank 1-of-2 FG attempts in 3 minutes of action off the bench in win vs. North Florida (Dec. 16). ■ Appeared in five games for Mizzou as a junior in 2016-17. ■ NJCAA All-American at Elgin (Ill.) Community College, walked-on at Mizzou prior to 2016-17. ■ 15.5 PPG, 5.2 RPG and 2.9 APG while leading the Spartans to a 20-11 record in 2015-16. ■ Helped lead Burlington Central HS to an 18-9 record as a senior in 2013-14. ■ Also played soccer for Burlington Central, taking the pitch at goalkeeper. ■ Once scored eight goals on his own during a high school soccer match. 																						
		G ■ SR ■ 6-4 ■ 175 Burlington, Illinois Major: Sport Management				<table border="1"> <thead> <tr> <th></th> <th>MIN</th> <th>PPG</th> <th>RPG</th> <th>APG</th> <th>FG%</th> <th>3PT%</th> <th>FT%</th> </tr> </thead> <tbody> <tr> <td>SEA</td> <td>3.1</td> <td>0.9</td> <td>0.3</td> <td>0.3</td> <td>.600</td> <td>.500</td> <td>.000</td> </tr> <tr> <td>CAR</td> <td>2.5</td> <td>0.5</td> <td>0.3</td> <td>0.2</td> <td>.500</td> <td>.500</td> <td>.000</td> </tr> </tbody> </table>		MIN	PPG	RPG	APG	FG%	3PT%	FT%	SEA	3.1	0.9	0.3	0.3	.600	.500	.000	CAR	2.5	0.5	0.3	0.2
	MIN	PPG	RPG	APG	FG%	3PT%	FT%																				
SEA	3.1	0.9	0.3	0.3	.600	.500	.000																				
CAR	2.5	0.5	0.3	0.2	.500	.500	.000																				
11		JONTAY PORTER	LAST GAME (at UK/2-24) 4 PTS, 7 REB	(JOHN-tay)	<ul style="list-style-type: none"> ■ 3rd career double-double at Ole Miss (Feb. 6), recording 18 pts., 13 reb., with 5 blocks. ■ First Tiger as far back as records go (1974-75) with 5 blocks in a game three times in a season. ■ Season-high 19 points at South Carolina (Jan. 3) powered by 5-7 3PT shooting; also 4 blocks. ■ Reclassified from 2018 class to join Mizzou; 14.3 PPG, 13.6 RPG for Nathan Hale (Wash.) HS. ■ Rated as a top junior nationally: 11th overall by <i>ESPN</i>, 12th by <i>Rivals</i>, 23rd by <i>247Sports</i>. ■ Older sisters Bri and Cierra play for Mizzou Women's Basketball, coached by their aunt, Robin Pingeton; seven total siblings: Bri, Cierra, Michael, Coban, Jevan, Izaak and Jayda. 																						
		F ■ FR ■ 6-11 ■ 240 Columbia, Missouri Major: Undecided				<table border="1"> <thead> <tr> <th></th> <th>MIN</th> <th>PTS</th> <th>REB</th> <th>BLK</th> <th>FG%</th> <th>3PT%</th> <th>FT%</th> </tr> </thead> <tbody> <tr> <td>SEA</td> <td>24.0</td> <td>9.0</td> <td>6.7</td> <td>1.8</td> <td>.411</td> <td>.326</td> <td>.765</td> </tr> <tr> <td>CAR</td> <td>-</td> <td>-</td> <td>-</td> <td>-</td> <td>-</td> <td>-</td> <td>-</td> </tr> </tbody> </table>		MIN	PTS	REB	BLK	FG%	3PT%	FT%	SEA	24.0	9.0	6.7	1.8	.411	.326	.765	CAR	-	-	-	-
	MIN	PTS	REB	BLK	FG%	3PT%	FT%																				
SEA	24.0	9.0	6.7	1.8	.411	.326	.765																				
CAR	-	-	-	-	-	-	-																				
13		MICHAEL PORTER, JR.	LAST GAME (ISU/11-10) 2 PTS, 2 REB, 2 MIN		<ul style="list-style-type: none"> ■ Microdiscectomy surgery on Nov. 21 in Dallas, Texas, anticipated out for three-four months. ■ One of five freshmen ever to earn <i>Associated Press</i> Preseason All-America nod. ■ SEC Preseason Co-Player of the Year, also First-Team All-SEC picks from media/coaches. ■ Sixth McDonald's All-American signee at Mizzou, all-time, and first since 2000. ■ 36.2 PPG, 13.6 RPG as a senior for Nathan Hale (Wash.) HS in 2016-17. ■ Helped Tolton Catholic HS to 26-3 record and Columbia's first HS state title in 54 years. ■ Mother, Lisa, played at Iowa, while his father, Michael, Sr., played at New Orleans. 																						
		F ■ FR ■ 6-10 ■ 215 Columbia, Missouri Major: Undecided				<table border="1"> <thead> <tr> <th></th> <th>MIN</th> <th>PTS</th> <th>REB</th> <th>AST</th> <th>FG%</th> <th>3PT%</th> <th>FT%</th> </tr> </thead> <tbody> <tr> <td>SEA</td> <td>2.0</td> <td>2.0</td> <td>2.0</td> <td>0.0</td> <td>1.000</td> <td>.000</td> <td>.000</td> </tr> <tr> <td>CAR</td> <td>-</td> <td>-</td> <td>-</td> <td>-</td> <td>-</td> <td>-</td> <td>-</td> </tr> </tbody> </table>		MIN	PTS	REB	AST	FG%	3PT%	FT%	SEA	2.0	2.0	2.0	0.0	1.000	.000	.000	CAR	-	-	-	-
	MIN	PTS	REB	AST	FG%	3PT%	FT%																				
SEA	2.0	2.0	2.0	0.0	1.000	.000	.000																				
CAR	-	-	-	-	-	-	-																				
14		REED NIKKO	LAST GAME (at UK/2-24) 5 PTS, 3 REB, 18 MIN	(NICK-oh)	<ul style="list-style-type: none"> ■ Career-best 12 points (6-8 FG), along with 5 rebounds, in the win vs. North Florida (Dec. 16). ■ Matched career-best with nine rebounds at Utah (Nov. 16), also dropping in eight points. ■ 19 blocks as a freshman to rank sixth all-time on Mizzou's freshman single-season chart. ■ Underwent surgery to correct hip impingement following his last HS season, fully reaching 100 percent recovery following his 2016-17 freshman season at Mizzou. ■ Chose to wear the Black & Gold over offers from Kansas State, Minnesota and Iowa. ■ Outside of basketball and studies, enjoys fishing in spare time. 																						
		F ■ SO ■ 6-10 ■ 250 Maple Grove, Minnesota Major: Fisheries & Wildlife				<table border="1"> <thead> <tr> <th></th> <th>MIN</th> <th>PTS</th> <th>REB</th> <th>BLK</th> <th>FG%</th> <th>3PT%</th> <th>FT%</th> </tr> </thead> <tbody> <tr> <td>SEA</td> <td>8.4</td> <td>2.5</td> <td>2.2</td> <td>0.7</td> <td>.556</td> <td>.000</td> <td>.525</td> </tr> <tr> <td>CAR</td> <td>9.5</td> <td>2.5</td> <td>2.2</td> <td>0.7</td> <td>.535</td> <td>.000</td> <td>.523</td> </tr> </tbody> </table>		MIN	PTS	REB	BLK	FG%	3PT%	FT%	SEA	8.4	2.5	2.2	0.7	.556	.000	.525	CAR	9.5	2.5	2.2	0.7
	MIN	PTS	REB	BLK	FG%	3PT%	FT%																				
SEA	8.4	2.5	2.2	0.7	.556	.000	.525																				
CAR	9.5	2.5	2.2	0.7	.535	.000	.523																				
15		JORDAN GEIST	LAST GAME (at UK/2-24) 6 PTS, 3 AST	(GUYst)	<ul style="list-style-type: none"> ■ Conference season-best 17 points in the overtime win vs. Mississippi State (Feb. 10). ■ Career-best 28 points (11-14 FG, 5-8 3PT) in the 100-77 win vs. Green Bay (Dec. 9). ■ Eight games scoring in double-figures for Mizzou thus far in 2017-18; 17 career w/ 10+ pts. ■ 2nd-Team NJCAA All-America recognition after leading the Rangers to a fourth-place finish at the 2016 NJCAA Division I National Championship. ■ 15.1 PPG, 2.8 APG for Ranger College in 2015-16 under head coach Billy Gillispie. ■ Also played tennis throughout his high school career. 																						
		G ■ JR ■ 6-2 ■ 180 Fort Wayne, Indiana Major: Agri. Education & Leadership				<table border="1"> <thead> <tr> <th></th> <th>MIN</th> <th>PTS</th> <th>REB</th> <th>AST</th> <th>FG%</th> <th>3PT%</th> <th>FT%</th> </tr> </thead> <tbody> <tr> <td>SEA</td> <td>25.1</td> <td>7.6</td> <td>4.1</td> <td>2.8</td> <td>.463</td> <td>.392</td> <td>.711</td> </tr> <tr> <td>CAR</td> <td>23.5</td> <td>7.3</td> <td>3.5</td> <td>2.4</td> <td>.407</td> <td>.340</td> <td>.735</td> </tr> </tbody> </table>		MIN	PTS	REB	AST	FG%	3PT%	FT%	SEA	25.1	7.6	4.1	2.8	.463	.392	.711	CAR	23.5	7.3	3.5	2.4
	MIN	PTS	REB	AST	FG%	3PT%	FT%																				
SEA	25.1	7.6	4.1	2.8	.463	.392	.711																				
CAR	23.5	7.3	3.5	2.4	.407	.340	.735																				
21		JORDAN BARNETT	LAST GAME (at UK/2-24) 11 PTS, 3-7 3PT, 4 REB		<ul style="list-style-type: none"> ■ Extremely sharp from the free throw line, hitting 66-of-74 (.892) through 29 games. ■ Has led Mizzou in scoring seven times this season and 15 times in his career. ■ Career-high 28 points and six three-pointers vs. Florida (Jan. 6); 3rd 20-point game of season. ■ 5th career double-double at Arkansas (Jan. 13) w/ 12 points and 10 rebounds; 4th of 17-18. ■ Transferred to Mizzou at semester of 2015-16 from Texas, 25 app. over 2 seasons with 2.1 PPG. ■ Recorded 43 pts. & 20 reb. to win 2014 state title at Mizzou Arena as a senior. ■ Averaged 20.8 points and 8.2 rebounds per game as a senior for CBC High School. 																						
		F ■ SR ■ 6-7 ■ 215 St. Louis, Missouri Major: Hospitality Management				<table border="1"> <thead> <tr> <th></th> <th>MIN</th> <th>PTS</th> <th>REB</th> <th>AST</th> <th>FG%</th> <th>3PT%</th> <th>FT%</th> </tr> </thead> <tbody> <tr> <td>SEA</td> <td>33.6</td> <td>13.8</td> <td>5.8</td> <td>1.1</td> <td>.453</td> <td>.407</td> <td>.892</td> </tr> <tr> <td>CAR</td> <td>23.5</td> <td>9.5</td> <td>4.4</td> <td>0.7</td> <td>.439</td> <td>.363</td> <td>.846</td> </tr> </tbody> </table>		MIN	PTS	REB	AST	FG%	3PT%	FT%	SEA	33.6	13.8	5.8	1.1	.453	.407	.892	CAR	23.5	9.5	4.4	0.7
	MIN	PTS	REB	AST	FG%	3PT%	FT%																				
SEA	33.6	13.8	5.8	1.1	.453	.407	.892																				
CAR	23.5	9.5	4.4	0.7	.439	.363	.846																				
23		JEREMIAH TILMON	LAST GAME (at UK/2-24) 5 PTS, 1 REB		<ul style="list-style-type: none"> ■ Second career double-double with 12 points and 12 rebounds vs. Ole Miss (Feb. 20). ■ Has 29 blocks through 29 games, the fifth-most by a Mizzou freshman all-time. ■ First career double-double with 12 points, 11 rebounds in win vs. Green Bay (Dec. 9). ■ Considered a Top 50 recruit nationally by <i>ESPN</i>, <i>Rivals.com</i>, <i>Scout.com</i> and <i>247 Sports</i>. ■ 15.3 PPG, 11.0 RPG and 4.0 BPG for East St. Louis High School as a senior in 2016-17. ■ Consistent shot-altering presence for his Flyers career with 3.5 BPG in three seasons. ■ First-Team All-State recognition from the Illinois Basketball Coaches Association as a senior. 																						
		F ■ FR ■ 6-10 ■ 252 East St. Louis, Illinois Major: Undecided				<table border="1"> <thead> <tr> <th></th> <th>MIN</th> <th>PTS</th> <th>REB</th> <th>BLK</th> <th>FG%</th> <th>3PT%</th> <th>FT%</th> </tr> </thead> <tbody> <tr> <td>SEA</td> <td>19.3</td> <td>8.1</td> <td>4.0</td> <td>1.0</td> <td>.576</td> <td>.000</td> <td>.476</td> </tr> <tr> <td>CAR</td> <td>-</td> <td>-</td> <td>-</td> <td>-</td> <td>-</td> <td>-</td> <td>-</td> </tr> </tbody> </table>		MIN	PTS	REB	BLK	FG%	3PT%	FT%	SEA	19.3	8.1	4.0	1.0	.576	.000	.476	CAR	-	-	-	-
	MIN	PTS	REB	BLK	FG%	3PT%	FT%																				
SEA	19.3	8.1	4.0	1.0	.576	.000	.476																				
CAR	-	-	-	-	-	-	-																				
24		KEVIN PURYEAR	LAST GAME (at UK/2-24) 9 PTS, 3 REB	(PER-year)	<ul style="list-style-type: none"> ■ Six points (9/9) from becoming the 46th member of Mizzou's 1,000-Point Club. ■ Scored 13 points & sank game-winning 3-pointer to help Mizzou defeat Miss. St. (Feb. 10). ■ Third career double-double vs. No. 21 Tennessee (Jan. 17), recording 12 points and 10 boards. ■ Career-best 30-pts. & game-winning 3-pointer in OT win vs. Auburn in 2017 SEC Tournament. ■ 2016 SEC All-Freshman Team; 11.5 PPG; most points by Mizzou freshman since 1993-94. ■ Led Blue Springs South HS to its first-ever state title at Mizzou Arena as a senior. ■ Grew up dreaming of chance to play at Mizzou. 																						
		F ■ JR ■ 6-7 ■ 238 Blue Springs, Missouri Major: Sport Management				<table border="1"> <thead> <tr> <th></th> <th>MIN</th> <th>PTS</th> <th>REB</th> <th>AST</th> <th>FG%</th> <th>3PT%</th> <th>FT%</th> </tr> </thead> <tbody> <tr> <td>SEA</td> <td>25.8</td> <td>9.1</td> <td>4.5</td> <td>0.8</td> <td>.443</td> <td>.271</td> <td>.813</td> </tr> <tr> <td>CAR</td> <td>26.8</td> <td>10.8</td> <td>5.1</td> <td>0.7</td> <td>.436</td> <td>.305</td> <td>.793</td> </tr> </tbody> </table>		MIN	PTS	REB	AST	FG%	3PT%	FT%	SEA	25.8	9.1	4.5	0.8	.443	.271	.813	CAR	26.8	10.8	5.1	0.7
	MIN	PTS	REB	AST	FG%	3PT%	FT%																				
SEA	25.8	9.1	4.5	0.8	.443	.271	.813																				
CAR	26.8	10.8	5.1	0.7	.436	.305	.793																				
32		ADAM WOLF	LAST GAME (UNF/12-16) 3 PTS, 1-1 3PT, 3 MIN		<ul style="list-style-type: none"> ■ Sidelined for the remainder of the season due to a leg injury. ■ Passed up several Division II scholarship offers to accept a walk-on opportunity at Mizzou. ■ First career pts. on a 3-pointer in first minute of collegiate action at No. 13 Arizona in 2015-16. ■ Father, John, was a walk-on basketball player at Marquette from 1988-90. ■ 17.0 PPG and 7.5 RPG for Beaver Dam High School as a senior in 2014-15. ■ First-Team All-State in Wisconsin's Div. 2 by the Wisconsin Basketball Coaches Association. ■ Favorite movie is 'Star Wars'. 																						
		F ■ JR ■ 6-7 ■ 219 Beaver Dam, Wisconsin Major: Communication				<table border="1"> <thead> <tr> <th></th> <th>MIN</th> <th>PTS</th> <th>REB</th> <th>AST</th> <th>FG%</th> <th>3PT%</th> <th>FT%</th> </tr> </thead> <tbody> <tr> <td>SEA</td> <td>2.8</td> <td>2.3</td> <td>0.0</td> <td>0.0</td> <td>.750</td> <td>1.000</td> <td>.000</td> </tr> <tr> <td>CAR</td> <td>2.8</td> <td>1.0</td> <td>0.5</td> <td>0.0</td> <td>.471</td> <td>.444</td> <td>.000</td> </tr> </tbody> </table>		MIN	PTS	REB	AST	FG%	3PT%	FT%	SEA	2.8	2.3	0.0	0.0	.750	1.000	.000	CAR	2.8	1.0	0.5	0.0
	MIN	PTS	REB	AST	FG%	3PT%	FT%																				
SEA	2.8	2.3	0.0	0.0	.750	1.000	.000																				
CAR	2.8	1.0	0.5	0.0	.471	.444	.000																				
33		CULLEN VANLEER	LAST GAME (at UK/2-24) 2 REB, 1 STL		<ul style="list-style-type: none"> ■ Improved three-point range from freshman to sophomore year: 27.3% to 33.3%. ■ 5.6 PPG, 1.8 RPG and 1.3 APG while appearing in all 32 games with 17 starts in 2016-17. ■ Two-time SEC Academic Honor Roll selection. ■ Avid golfer who sank the first hole-in-one of his golf career on an off day of Mizzou's first week of official 2016-17 practices (Hole No. 9 on nearby A.L. Gustin Golf Course). ■ Has been a fan of Mizzou Basketball since childhood. ■ Would like to follow in his parents' footsteps and become a teacher or coach. 																						
		G ■ JR ■ 6-4 ■ 208 Pacific, Missouri Major: Education				<table border="1"> <thead> <tr> <th></th> <th>MIN</th> <th>PTS</th> <th>REB</th> <th>AST</th> <th>FG%</th> <th>3PT%</th> <th>FT%</th> </tr> </thead> <tbody> <tr> <td>SEA</td> <td>14.4</td> <td>2.5</td> <td>1.4</td> <td>0.9</td> <td>.375</td> <td>.306</td> <td>.000</td> </tr> <tr> <td>CAR</td> <td>18.6</td> <td>4.1</td> <td>1.5</td> <td>1.0</td> <td>.351</td> <td>.306</td> <td>.641</td> </tr> </tbody> </table>		MIN	PTS	REB	AST	FG%	3PT%	FT%	SEA	14.4	2.5	1.4	0.9	.375	.306	.000	CAR	18.6	4.1	1.5	1.0
	MIN	PTS	REB	AST	FG%	3PT%	FT%																				
SEA	14.4	2.5	1.4	0.9	.375	.306	.000																				
CAR	18.6	4.1	1.5	1.0	.351	.306	.641																				

HC		CUONZO MARTIN	(KHAN-zo)	CAREER RECORD 204-132 (607)	MISSOURI 18-11 (621)	<ul style="list-style-type: none"> ■ Martin announced earlier this season he intends to redshirt sophomore forward Mitchell Smith. ■ Junior guard Ronnie Suggs is sitting out due to NCAA transfer rules (Bradley, 2015-17). ■ TRAINER: Pat Beckmann STRENGTH: Nicodemus Christopher ■ DIR. OF OPS: Paul Rovig DIR. OF PLAYER DEVELOP.: Marco Harris ■ ASST. DIR. OF OPS: Marcus Green ASST. TO HC: John Poettgen
		Born: Sept. 23, 1971 (St. Louis, Mo.) Hometown: East St. Louis, Ill. Alma Mater: Purdue, 2000				
		ASSISTANT COACHES			