



CHARLESTON SOUTHERN

BUCCANEER FOOTBALL

Game Notes: Game 6 - Vanderbilt
 Oct. 11, 2014 - 7:30 p.m. ET - Vanderbilt Stadium - Nashville, Tenn.

Zeke Beam - Asst. A.D. for Media
 E-Mail: zbeam@csuniv.edu
 Office: (843) 863-7687
 Cell: (843) 870-0421
 www.CSUSPORTS.com - @csusports

GAME 6: VANDERBILT

Date/Time: Oct. 11, 2014/7:30 p.m. ET
Site: Nashville, Tenn.
Stadium: Vanderbilt Stadium
TV: Fox SportsSouth, Bob Rathburn (PxP), Tim Couch (Color)
Audio: www.csusports.com - Kevin O'Rourke (PxP), Jon Davis (Color)
Series: First Meeting

MATCHUP

No. 25 CHARLESTON SOUTHERN (5-0)

Head Coach: Jamey Chadwell
 Career Record: 40-25 (6th Season)
 CSU Record: 15-3 (2nd Season)

VANDERBILT (1-5)

Head Coach: Derek Mason
 Career Record: 1-5 (1st Season)

2014 Vanderbilt Schedule

Aug. 28	Temple	L, 37-7
Sept. 6	#15 Ole Miss	L, 41-3
Sept. 13	UMass	W, 34-31
Sept. 20	#14 South Carolina	L, 48-34
Sept. 27	at Kentucky	L, 17-7
Oct. 4	at Georgia	L, 44-17
Oct. 11	Charleston Southern	7:30 p.m. ET
Oct. 25	at #23 Missouri	TBA
Nov. 1	Old Dominion	TBA
Nov. 8	Florida	TBA
Nov. 15	at #3 Mississippi State	TBA
Nov. 22	Tennessee	TBA

GAME BRIEF

No. 23 Charleston Southern puts a perfect 5-0 record on the line when the Bucs travel to Nashville on Saturday night for a first-ever meeting with the Vanderbilt Commodores. Kickoff is at 7:30 p.m. and Fox SportsSouth will have the telecast.

CSU is 5-0 for the second-straight year under head coach Jamey Chadwell, who is 15-3 at CSU. The Bucs are coming off their first bye week under Chadwell after adding a mid-season game at Colorado last year.













The Bucs opened with four-straight home wins, then won at Charlotte on Sept. 27 in their first overtime game since 2009. RB Christian Reyes' 1-yard TD run in the first OT game the Bucs a 47-41 win. Charlotte missed a field goal on its first possession of OT.

CSU is 8-2 on the road under Chadwell, but lost at Colorado (43-10) last season in their only matchup against a program from a Power 5 conference.

The Bucs are in both of the major FCS Polls. CSU is ranked for the second-straight season for the first time in school history and is No. 23 in the FCS Coaches' Poll.

CSU's last game against an SEC school was a 49-21 loss at Kentucky in 2010.

2014 CHARLESTON SOUTHERN FOOTBALL SCHEDULE

Opponent/Game Info	Series Info/TV	Last Meeting/Result	Game Notes
 Point (Ga.) Hawks Aug. 28 - Charleston, S.C. Buccaneer Field	W, 61-9	Bucs score on first nine possessions to rout Point in first night game at Buccaneer Field. CSU improves to 2-0 in openers under Chadwell.	CSU scores the most points in the Chadwell era and most since 2005...Twenty Buccaneer freshmen make their debut...CSU defense pitches shutout, but special teams allow nine points.
 Newberry Wolves Sept. 6 - Charleston, S.C. Buccaneer Field	W, 16-10	CSU's Austin Brown finds Jared Scotland on Bucs' first offensive snap and CSU never trails in defensive battle to improve to 2-0.	WR Nathan Perera catches first two passes in almost two full seasons to spark CSU's second TD drive. Bucs force late safety on grounding call to put game away.
 Campbell Camels Sept. 11 - Charleston, S.C. Buccaneer Field	W, 34-10	Bucs score final 27 points to rally from a 10-7 halftime deficit. CSU has outscored Campbell 47-7 in the second half in two meetings.	CSU holds the Camels to less than 50 yards of total offense in the second half. Bucs score on opening two drives of half to turn momentum and game their way.
 The Citadel Bulldogs Sept. 20 - Charleston, S.C. Buccaneer Field	W, 20-18	CSU beats Citadel in front of record crowd of nearly 8,000. Bucs make a 17-3 lead in the third quarter hold up after recovering late Bulldogs' fumble.	Bucs beat Citadel for second year in-a-row. Soph. Darius Hammond with CSU record 74-yard punt return for a TD for Bucs' second TD.
 Charlotte 49ers Sept. 27 - Charlotte, N.C. Jerry Richardson Stadium	W, 47-41 (OT)	CSU scores on 1-yard TD run by RB Christian Reyes in OT to beat 49ers in first road game. Charlotte missed FG to open OT.	Teams combined for CSU record 1,190 yards as Bucs get win in OT after leading 34-17 in third quarter. Reyes accounts for CSU record 4 TDs (3 rush, 1 rec.) and 192 yards of offense.
 Vanderbilt Commodores Oct. 11 - Nashville, Tenn. Vanderbilt Stadium	First Meeting TBD	Bucs make first of two trips into SEC country to take on Commodores team coming off 9-4 season and bowl win a year ago.	Chadwell leads the Bucs into his native state for program's third all-time date with an SEC opponent; Commodores led by first-year coach in Derek Mason.
 Presbyterian Blue Hose Oct. 18 - Charleston, S.C. Buccaneer Field	PC leads 13-8 ESPN3	CSU beat PC for 7th time in last 8 meetings; Bucs outrushed PC, 288-47, and forced three turnovers to secure win.	Blue Hose made CSU work for a road win last year; Sophomore QB Heys McMath has 2 All-Big South Preseason wideouts to throw to in Jeremiah McKie and Tobi Antigha.
 Coastal Carolina Chanticleers Oct. 25 - Conway, S.C. Brooks Stadium	Coastal leads 7-4 ASN	CSU looks for second-ever win in Conway a year after dramatic 31-26 win at Buccaneer Field; Bucs built 31-6 lead in third quarter.	Chanticleers' No. 6 in FCS Coaches Preseason Poll after making run to FCS Quarters last year; QB Alex Ross and LB Quinn Backus Big South Preseason Players of Year
 Monmouth Hawks Nov. 1 - West Long Branch, N.J. Kessler Field	First Meeting ESPN3	CSU takes on Monmouth program transitioning from NEC; Hawks' head coach Kevin Callahan in 1993.	CSU treks over 700 miles to Jersey Shore for meeting with Monmouth team coming off a 6-6 season in 2013.
 Gardner-Webb Bulldogs Nov. 8 - Charleston, S.C. Buccaneer Field	G-W leads 9-4 ESPN3	Gardner-Webb defense front held Bucs to 16 yards rushing in '13 loss, which was Bucs' first loss to FCS foe after 10-1 start.	Bulldogs beat three ranked teams last year in CSU, Richmond and Wofford; NG O.J. Lei'ataua Mau returns to anchor a defense that slowed down the Bucs in 2013.
 Liberty Flames Nov. 15 - Lynchburg, Va. Williams Stadium Field	Liberty leads 19-2 LFSN	Liberty QB Josh Woodrum passed for 239 yards and three TD and ran for another score to lead Flames to share of Big South title in '13 win.	Bucs haven't beaten Liberty since a 31-30 win as part of 2005 Big South Conference title campaign; Liberty rolled in last meeting at Williams Stadium, 26-12, in 2012.
 Georgia Bulldogs Nov. 22 - Athens, Ga. Sanford Stadium	First Meeting TBD	Bucs end regular season with trip to Athens to take on SEC East preseason favorite Bulldogs.	CSU goes 'between the hedges' to square off in fourth game against SEC Eastern Division foe in school history.



General Information

Location:Charleston, S.C. Mailing
 Address P.O. Box 118087
Charleston, SC 29423-8087
 Founded1964
 Enrollment.....3,300
 Nickname Buccaneers
 Colors Blue (PMS 295) and Gold (PMS 873)
 Stadium Buccaneer Field
 Capacity/Surface..... 4,000/natural grass
 Affiliation NCAA Division I (FCS)
 Conference Big South
 President.....Dr. Jairy C. Hunter, Jr.
 V.P. for Student Affairs and Athletics.....Dr. Rick Brewer
 Athletic DirectorHank Small
 Associate A.D. (External Affairs)..... Cathryn Broderhausen-Roys
 Assistant A.D. (Media Relations)..... Zeke Beam
 Assistant A.D. (Internal Affairs) James Bradley
 Assistant A.D.(Compliance)..... Mike Hammond
 Senior Womens' AdministratorTBA
 Strength and Conditioning Coach Chad Scott
 Administrative Assistant.....Anna McSwain
 Athletic Department Phone.....843-863-7678
 Athletic Department Fax.....843-863-7695
 Ticket Office Phone843-863-7670

Football Information

Head Coach.....Jamey Chadwell
 Alma Mater (Year) East Tennessee State ('99)
 Record at CSU 15-3 (2nd Season)
 Overall Record (5 Seasons) 40-25
 Assistant Coaches:
 Gabe Giardina (2nd Season) Offensive Coord./Offensive Line
 Chad Staggs (2nd Season)..... Defensive Coord./Inside Linebackers
 Skylor Magee (2nd Season) Defensive Line
 Mark Tucker (2nd Season) Quarterbacks
 Newland Isaac (2nd Season)..... Running Backs/Tight Ends
 Willy Korn (2nd Season)..... Wide Receivers
 Rod Wilson (2nd Season)..... Secondary
 Josh Miller (2nd Season) Special Teams/Outside Linebackers
 Chad Scott (3rd Season)Strength & Conditioning
 Bob Garrett (2nd Season)..... Director of High School Relations
 David Padilla (6th Season)..... Kickers & Punters
 Michael DeTerlizzi (2nd Season) Grad. Asst.- Def. Line/Ops. Football Office
 Phone843-863-7119

Media Relations

Assistant A.D. (Media Relations)..... Zeke Beam (zbeam@csuniv.edu)
 Office Phone843-863-7687
 Cell Phone843-870-0421
 Asst. SID (Asst. FB Contact) Kevin O'Rourke (korourke@csuniv.edu)
 Office Phone843-863-7289
 Cell Phone843-607-9612
 Assistant SID.....Seth Montgomery (smontgomery@csuniv.edu)
 Office Phone843-863-7853
 Sports Information Fax843-863-7676
 Websitehttp://www.csusports.com

Sports Information Overnight Mailing Address:-
 9200 University Blvd.
 Charleston, SC 29406

2014 Charleston Southern Football Schedule

Date	Opp. (TV)	Location	Time
Aug. 28	Point (BSN)	Charleston, S.C.	W, 61-9
Sept. 6	Newberry (BSN)	Charleston, S.C.	W, 16-10
Sept. 11	Campbell (BSN)	Charleston, S.C.	W, 34-10
Sept. 20	The Citadel (BSN)	Charleston, S.C.	W, 20-18
Sept. 27	@ Charlotte (WMMT-MyTV)	Charlotte, N.C.	W, 47-41 (OT)
Oct. 11	@ Vanderbilt (FSN)	Nashville, Tenn.	7:30 p.m.
Oct. 18	Presbyterian* (ESPN3)	Charleston, S.C.	3 p.m.
Oct. 25	@ Coastal Carolina* (ASN)	Conway, S.C.	3 p.m.
Nov. 1	@ Monmouth* (ESPN3)	West Long Branch, N.J.	1 p.m.
Nov. 8	Gardner-Webb* (ESPN3)	Charleston, S.C.	11 a.m.
Nov. 15	@ Liberty* (WMMT-MyTV)	Lynchburg, Va.	3:30 p.m.
Nov. 22	@ Georgia	Athens, Ga.	TBA

*Big South Conference Game

Football History/Team Information

First Year of Football1991
 Seasons Played (Seasons in FCS)..... 23 (21)
 All-Time Record 97-160
 Conference Championships.....2005 (Big South Co-Champions)
 2013 Overall Record..... 10-3
 2013 Big South Conference Record/Finish3-2/3rd
 Total Lettermen Returning/Lost 44/11
 Total Starters Returning/Lost 20/5
 Offense..... Spread Option
 Defense 3-4



Jamey Chadwell

**CSU Head Coach
2nd Season
ETSU, 2000**

Jamey Chadwell begins his second season as the head coach at Charleston Southern and will build on a record-setting first year at the helm of the Buccaneer program.

Chadwell was named the 2013 Big South Coach of the Year, the AFCA Region II Coach of the Year, and a finalist for the Eddie Robinson Award, which is award to the top FCS coach, after CSU set a school-record for wins during a 10-3 season. The Buccaneers surged into the national spotlight during a 10-1 start to the season and built an electric atmosphere surrounding the program.

CSU climbed as high as No. 12 in the FCS Coaches Poll – the highest ranking in school history - following its near perfect start. The Bucs spent the final seven weeks of the season in the coaches' poll and finished the year ranked for the first time in school history at No. 22. Chadwell and the Bucs reeled off some of the biggest wins in program history, opening with a 32-29 win at The Citadel and following with a 27-24 win at FBS bound and three-time national champion Appalachian State four weeks later in front of 30,000 fans. The Bucs would go on to start 7-0 and win four of their first five games on the road.

CSU led the nation in time of possession and was among the national leaders in turnover margin, rushing offense, and scoring defense. The Bucs' only loss in their opening 11 games was at the Pac-12's Colorado in mid-October, a game that was added only three weeks before it was played.

CSU shattered a number of records during Chadwell's first year, most notably the team single-season rushing record with 3,028 yards, breaking the old record by over 1,000 yards. Junior running back Christian Reyes became the Bucs' first 1,000-yard rusher with 1,254 yards. Freshman quarterback Danny Croghan III was named the 2013 Big South Offensive Freshman of the Year and Reyes was named First Team All-Big South to lead nine Bucs receiving Big South postseason awards.

Chadwell was named the head coach of the CSU football team in January of 2013. He played at East Tennessee State University (1995-99) and was a two-year starter at quarterback. Chadwell is married to the former Solmaz Zarrineh and the couple has one son, Jameson (5) and daughter, Avery (1).

KEEP AN EYE ON...

#20 CHRISTIAN REYES

RB - 5-10 - 218 - Sr. - Rogue River, Ore.
 - Needs 138 yards to become CSU's all-time leading rusher
 - Coming off 4-TD game and season-high 159 yards on 26 carries at Charlotte. Had GW TD run on overtime.
 - Had six 100-yard games last season in tallying single-season record 1,254 yds.
 - Preseason All-Big South selection at running back after earning first team honors last season
 - Set CSU record with 245 carries last season, breaking the old mark by 65 attempts. Had school-record 34 carries in CSU's 27-24 win at App. State.

CAREER STATS

Year	Gms.	Att.	Yards	Avg.	YPG	TDs
2013	13	245	1,254	5.1	96.5	9
2014	5	77	350	4.5	70.0	4
Career	18	322	1,604	5.0	89.1	13

CSU Career Rushing Leaders (Yards)

Name	Years	Att.	Yards	TDs
1. D'Angelo Dereef	'91-94	485	1,741	14
2. C. Reyes	'13-14	322	1,604	13
3. Vinson Blain	'97-'00	338	1,441	12
4. Travis Mays	'01-'04	382	1,419	11
5. DeMarcus Moon	'07-'10	298	1,349	11
6. Laron Gordon	'91-93	339	1,329	6

FRESHMAN DEBUTS

Twenty CSU freshmen made their debut in the season opener against Point. Ten true freshmen played in the Bucs' lopsided win.

- 9 - Chris Jenkins (RS)
- 15 - Jared Scotland (RS)
- 17 - Adam Allen
- 26 - Justin Mood
- 28 - Lorenzo Mathis (RS)
- 29 - Peter Easaw
- 31 - Jajuan Perkins
- 33 - Jonathan Slaton
- 37 - Davion Anderson
- 39 - Anthony Ellis
- 41 - Bobby Ruff
- 43 - Zane Cruz
- 47 - Kenny Dinkins
- 57 - Jordan Ward
- 66 - Shawn Peace (RS)
- 88 - Matt Buford (RS)
- 89 - Brandon Moseley (RS)
- 96 - RaSean Ray (RS)
- 97 - Bryan Jordan
- 99 - David Kennedy

RECORDING CSU in 2014

CSU's Record in...

August.....	1-0
September.....	4-0
October.....	0-0
November.....	0-0

CSU's Conference Record...

At home.....	0-0
On the road.....	0-0

CSU's Non-Conference Record...

At home.....	4-0
On the road.....	1-0

CSU vs. Ranked Opponents...

At home.....	0-0
On the road.....	0-0

CSU's Record in Games...

Decided by 1-3 points.....	1-0
4-7 points.....	2-0
8-10 points.....	0-0
11-19 points.....	0-0
20-29 points.....	1-0
30+ points.....	1-0

CSU's Record When Scoring...

10 or fewer points.....	0-0
11-19 points.....	1-0
20-29 points.....	1-0
30+ points.....	3-0

CSU's Record When Allowing...

10 or fewer points.....	3-0
11-19 points.....	1-0
20-29 points.....	0-0
30+ points.....	1-0

CSU's Record in Games...

During the day.....	1-0
At night.....	4-0
Scoring first.....	5-0
Opponent scores first.....	0-0
Leading after 1st quarter.....	4-0
Trailing after 1st quarter.....	0-0
Tied after 1st quarter.....	1-0
Leading at halftime.....	4-0
Trailing at halftime.....	1-0
Tied at halftime.....	0-0
Leading after 3rd quarter.....	5-0
Trailing after 3rd quarter.....	0-0
Tied after 3rd quarter.....	--
In overtime.....	--

CSU's record with...

100-yard rusher.....	1-0
100-yard receiver.....	--
300-yard passer.....	--
Less than 300-yards total offense.....	2-0
300-399 yards total offense.....	0-0
400-499 yards total offense.....	1-0
500+ yards total offense.....	2-0
Committing fewer turnovers.....	4-0
Committing more turnovers.....	0-0
Turnovers are equal.....	1-0
Not committing a turnover.....	3-0

THE CHADWELL FILE

Year	School	Position	W-L
2000	East Tennessee State	QB	6-5
2001	East Tennessee State	QB	6-5
2002	East Tennessee State	QB	4-8
2003	East Tennessee State	QB	5-7
2004	Charleston Southern	RC	5-5
2005	Charleston Southern	RC	7-4**
2006	Charleston Southern	WR/RC	9-2
2007	Charleston Southern	AHC	5-6
2008	Charleston Southern	AHC	7-5
Total	(Assistant) 9 Seasons		
2009	North Greenville	HC	2-8
2010	North Greenville	HC	9-3#
2011	North Greenville	HC	11-3*
2012	Delta State	HC	3-8
2013	Charleston Southern	HC	10-3 (3-2)%
2014	Charleston Southern	HC	5-0
Total	5 Seasons		40-25

*NCAA Division II Playoff Quarterfinals
 #NCCAA Victory Bowl Champions
 **Big South Co-Champions
 % Big South and AFCA Region Coach of the Year

GAME 1 - Aug. 28, 2014 - Charleston, S.C.

TEAM	1	2	3	4	Final
Point (O-1)	0	0	0	9	9
Charleston So. (1-0)	21	21	13	6	61

CHARLESTON, S.C. Charleston Southern made the first night game in school history a memorable one. The Bucs scored touchdowns on their first eight offensive possessions, rolled up 502 yards of offense and pitched a shutout on defense to rout Point, 61-9, at Buccaneer Field on Thursday night.

CSU dominated the football game from start to finish, delighting a crowd of 3,759 fans that came out to root on the Bucs in their first contest under the lights. CSU head coach Jamey Chadwell remarked on the atmosphere.

Junior Austin Brown directed seven touchdown drives in an excellent debut as CSU starting quarterback. Brown completed 9-of-12 passes for 160 yards and two touchdowns, and ran for 41 yards and two more scores. Senior Christian Reyes led a 336-yard rushing effort with 81 yards on ten carries, all in the first half. Ben Robinson turned in some highlight reel plays in the first half and added 32 yards and a touchdown on three carries. He also caught three passes for 68 yards, highlighted by a 45-yard grab on a wheel route down the right sideline.

Defensively, the Bucs held Point to 152 yards of offense and forced three-and-outs on two of the Skyhawks' first three drives. Senior safety Demaris Freeman led the charge with seven tackles, and classmate Gabe Middlebrook returned a second quarter fumble 85 yards for a touchdown. Middlebrook's return was the fourth longest in Big South history.

CSU wasted no time in setting the tone after forcing a three-and-out on Point's opening possession. Robinson ripped off a 19-yard run to highlight a four-play, 45-yard drive that Brown capped with a one-yard touchdown keeper.

Mike Holloway added a touchdown on his first carry of the game, taking an option pitch from Danny Croghan III around the right end to put CSU up 14-0 with 6:38 remaining in the first quarter.

SCORING SUMMARY

1st - 11:37 - CSU - BROWN, Austin 1 yd run (KENNEDY, David kick), 4-45, 2:03
 1st - 6:38 - CSU - HOLLOWAY, Mike 5 yd run (KENNEDY, David kick), 7-59, 3:14
 1st - 4:02 - CSU - BROWN, Austin 9 yd run (KENNEDY, David kick), 2-54, 0:41
 2nd - 13:10 - CSU - MIDDLEBROOK, Gabe 85 yd fumble recovery (KENNEDY, David kick)
 2nd - 5:37 - CSU - ROBINSON, Ben 5 yd run (KENNEDY, David kick), 11-78, 5:16
 2nd - 0:33 - CSU - DINKINS, Kenny 4 yd pass from BROWN, Austin (KENNEDY, David kick), 5-76, 2:05
 3rd - 9:51 - CSU - PRATER, Nathan 11 yd pass from BROWN, Austin (KENNEDY, David kick failed), 8-74, 5:09
 3rd - 7:53 - CSU - HAMMOND, Darius 7 yd run (KENNEDY, David kick), 1-7, 0:08
 4th - 11:24 - CSU - HAMMOND, Darius 1 yd run (JORDAN, Bryan kick blockd), 13-72 7:31
 4th - 11:24 - POINT - FIELDS, Dwayne PAT return
 4th - 5:40 - POINT - ROBERTSON, Brandon 82 yd punt return (POWELL, Nick kick)

Stat	POINT	CSU
FIRST DOWNS	11	27
RUSHES-YARDS (NET)	29-69	51-336
PASSING YDS (NET)	83	166
Passes Att-Comp-Int	20-9-0	14-10-0
TOTAL OFFENSE PLAYS-YARDS	49-152	65-502
Fumble Returns-Yards	0-0	1-85
Punt Returns-Yards	1-82	0-0
Kickoff Returns-Yards	8-95	2-49
Interception Returns-Yards	0-0	0-0
Punts (Number-Avg)	5-39.4	1-48.0
Fumbles-Lost	3-1	0-0
Penalties-Yards	6-36	4-37
Possession Time	24:58	35:02
Third-Down Conversions	2 of 11	6 of 9
Fourth-Down Conversions	0 of 3	1 of 1
Red-Zone Scores-Chances	0-1	8-8
Sacks By: Number-Yards	0-0	2-18

RUSHING: Charleston So.-REYES, Christian 10-81; ALLEN, Adam 10-52; BROWN, Austin 5-41; HAMMOND, Darius 9-40; FRAZIER, Zachary 4-34; ROBINSON, Ben 3-32; HOLLOWAY, Mike 3-30; CROGHAN III, Daniel 3-13; JENKINS, Chris 1-9; CRUZ, Alexander 1-7;
 TEAM 1-0; SAUNDERS, Dalton 1-minus 3.

PASSING: Point-FORTIS, Charles 9-20-0-83. Charleston So.-BROWN, Austin 9-12-0-160; SAUNDERS, Dalton 1-2-0-6.

RECEIVING: Point-ROBERTSON, Brandon 3-32; SHORTER, Rodel 1-20; REESE, Dimitri 1-11; MASON III, Rufus 1-8; OUTTEN, Jalen 1-6; BRYANT, Chris 1-4; HUTCHINSON, Frankie 1-2. Charleston So.-ROBINSON, Ben 3-68; PRATER, Nathan 2-23; DINKINS, Kenny 2-12; CRUZ, Alexander 1-35; SCOTLAND, Jared 1-22; BUFORD, Matt 1-6.

GAME 2 - Sept. 6, 2014 - Charleston, S.C.

TEAM	1	2	3	4	Final
Newberry (O-1)	3	0	0	7	10
Charleston So. (2-0)	7	7	0	2	16

CHARLESTON, S.C. - Charleston Southern looked to its defense for timely stops time and time again in the second half of Saturday's game against Newberry. Time and time again, the defense delivered. A fourth quarter safety by senior nose tackle Isaac Lowrance highlighted a sterling defensive effort as the Bucs held off Newberry, 16-10, in front of a crowd of 3,914 fans at Buccaneer Field.

CSU's defense forced three-and-outs on Newberry's first three possessions of the second half, and generated a turnover on the fourth. Lowrance's pressure of Newberry quarterback W.T. Murden drew a grounding call in the end zone with 6:10 remaining, giving CSU (2-0) a 16-10 edge. Newberry (0-1) had a chance with the football several minutes later, but freshman safety Davion Anderson deflected away a fourth down pass to seal the victory with 1:53 remaining.

CSU junior quarterback Austin Brown threw for 176 yards and two first half touchdowns to give the Bucs just enough offensively. Brown hit freshman Jared Scotland on a 52-yard strike on CSU's first play from scrimmage. He found another freshman, Kenny Dinkins, for a 20-yard second quarter score that gave the Bucs a 14-3 halftime advantage.

The Bucs generated only 78 yards of offense in the second half, but the play of the defense allowed them to register just their second ever win over Newberry.

CSU senior Dylan Black delivered a tackle-for-loss on the opponent's opening series for a second straight game to help force a three-and-out on Newberry's first possession. Brown struck immediately, as the junior hit Scotland in stride for a 52-yard touchdown to put the Bucs up 7-0.

Newberry responded two drives later with its first extended drive of the game, moving 51 yards on 12 plays before settling for a Kyle Clark 20-yard field goal. The Bucs' defense came through with a crucial goal line stand, as junior linebacker Zack Johnson made a third-down stop to force the Wolves to settle for three points.

The Bucs responded on their following drive as Brown found Nathan Perera for 36 yards through the air, moving the ball to the Newberry 26-yard line. Two plays later, Brown threw to Dinkins for a 20-yard touchdown to increase the lead to 14-3 at the 14:07 mark of the second quarter.

Both defenses dictated play in the third quarter, as only one first down was recorded by either side. CSU turned away a potential Newberry score early in the fourth quarter, as Anderson jarred the ball free from the hands of Swindler and corner Malcom Jackson pounced on it at the 11-yard line.

The margin remained the same until the midway point of the fourth quarter, when Newberry converted its only big play of the night on a 3rd-down-and-21. Newberry quarterback W.T. Murden hit receiver Jackson Swindler over the middle on a short pass and Swindler raced 62 yards for a touchdown, cutting the CSU lead to 14-10.

SCORING SUMMARY

1st - 13:19 - CSU - SCOTLAND, Jared 52 yd pass from BROWN, Austin (KENNEDY, David kick), 1-52, 0:08
 2nd - 3:30 - NBY - Kyle Clark 20 yd field goal, 12-51, 5:08
 2nd - 14:07 - CSU - DINKINS, Kenny 20 yd pass from BROWN, Austin (KENNEDY, David kick), 9-78, 4:23
 4th - 7:40 - NBY - J. Swindler 62 yd pass from W.T. Murden (Kyle Clark kick), 6-73, 2:51
 4th - 6:10 - CSU - TEAM safety

Stat	NEW	CSU
FIRST DOWNS	12	11
RUSHES-YARDS (NET)	34-49	38-85
PASSING YDS (NET)	174	176
Passes Att-Comp-Int	28-17-0	18-10-1
TOTAL OFFENSE PLAYS-YARDS	62-223	56-261
Punt Returns-Yards	2-6	1-2
Kickoff Returns-Yards	3-49	4-100
Interception Returns-Yards	1-0	0-0
Punts (Number-Avg)	7-35.0	8-29.4
Fumbles-Lost	1-1	0-0
Penalties-Yards	8-35	8-63
Possession Time	28:58	31:02
Third-Down Conversions	5 of 16	6 of 15
Fourth-Down Conversions	1 of 2	0 of 0
Red-Zone Scores-Chances	1-1	1-2
Sacks By: Number-Yards	1-6	4-26

RUSHING: Charleston So.-REYES, Christian 10-81; ALLEN, Adam 10-52; BROWN, Austin 5-41; HAMMOND, Darius 9-40; FRAZIER, Zachary 4-34; ROBINSON, Ben 3-32; HOLLOWAY, Mike 3-30; CROGHAN III, Daniel 3-13; JENKINS, Chris 1-9; CRUZ, Alexander 1-7; TEAM 1-0; SAUNDERS, Dalton 1-minus 3.

PASSING: Point-FORTIS, Charles 9-20-0-83. Charleston So.-BROWN, Austin 9-12-0-160; SAUNDERS, Dalton 1-2-0-6.

RECEIVING: Point-ROBERTSON, Brandon 3-32; SHORTER, Rodel 1-20; REESE, Dimitri 1-11; MASON III, Rufus 1-8; OUTTEN, Jalen 1-6; BRYANT, Chris 1-4; HUTCHINSON, Frankie 1-2. Charleston So.-ROBINSON, Ben 3-68; PRATER, N. 2-23; DINKINS, K. 2-12; CRUZ, Alexander 1-35; SCOTLAND, J. 1-22; BUFORD, Matt 1-6.

GAME 3 - Sept. 11, 2014 - Charleston, S.C.

TEAM	1	2	3	4	Final
Campbell (0-3)	0	10	0	0	10
Charleston So. (3-0)	7	0	13	14	34

CHARLESTON, S.C. — CSU ripped off 27 unanswered points in the second half to defeat Campbell, 34-10, on Thursday night at Buccaneer Field. The Bucs tallied 261 yards of offense after halftime and limited Campbell to just 49 yards and one first down to improve to 3-0 for a second straight season.

Trailing 10-7 at intermission, CSU (3-0) responded with TDs on its first two drives of the third quarter to pull away from Campbell (0-3).

CSU senior Christian Reyes scored from a yard out to give the Bucs the lead for good at 13-10, capping a six-play march highlighted by an Austin Brown 51-yard pass to Kenny Dinkins. The first interception of Troy McGowens' career set up CSU's next score, as Danny Croghan III came off the bench to power the Bucs' option game with a two-yard TD run. CSU's defense forced Campbell into three-and-outs on its final six possessions of the night, and the offense tacked on two more TDs to cement the victory.

Brown led a 243-yard CSU rushing effort (166 yards in the second half) with 85 yards on 11 carries, including a 50-yard burst to set up the Bucs' opening touchdown drive. Reyes added 56 yards and a touchdown, and needs only 23 more yards to move into second place on the CSU all-time rushing list. Brown made his share of big plays in the passing game for a third straight week, connecting on 8-of-15 attempts for 154 yards and a pair of scores.

Junior linebacker Aaron Brown paced the CSU defense in a dominant second half performance, finishing with nine tackles and one for loss. Senior linebacker Gabe Middlebrook added seven stops, while classmates Skyler Skersick and Tanner Rogers registered first quarter sacks.

Skersick's third sack of the young season headlined an opening three-and-out by Campbell, as CSU got off to a quick start for a third straight game. Brown moved the CSU offense down the field on five plays, sprinting 50 yards on an option keeper for the key play of the possession. Brown found tight end Nathan Prater down the right sideline for a 17-yard touchdown to complete the drive, giving CSU a 7-0 lead.

The Camels responded early in the second quarter as quarterback Dakota Wolf found Jabri Ridenhour for a four-yard touchdown on a wheel route to the back right pylon, capping off an 8-play, 64-yard drive. Campbell took the lead going into the half on their next drive as Mitchell Brown connected on the 44-yard field goal attempt to put the Camels ahead, 10-7, with 6:08 to play in the half.

Out of the break, Charleston Southern took the kickoff and marched down the field to take the lead for good. Brown connected on a 51 yard pass to Dinkins to put CSU inside the Campbell 10-yard line, and three plays later Reyes pounded the ball across the goal line at the 11:38 mark to put the Bucs ahead 13-10.

Following McGowens leaping interception of a David Salmon pass, Croghan III and the Bucs running game took over on the next drive as CSU moved the ball 41 yards on six running plays. Croghan took the final snap around left end and into the end zone from two yards out to put the Bucs ahead, 20-10.

The Bucs added two late touchdowns in the fourth quarter to pull away. Brown connected with Jared Scotland on a 28-yard TD pass to cap a five-play, 40-yard drive for a 27-10 CSU lead. Mike Holloway added a late 26-yard TD run down the left sideline, breaking two tackles along to way to account for the final 34-10 tally.

SCORING SUMMARY

1st - 9:56 - CSU - PRATER, N. 17 yd pass from BROWN, Au. (KENNEDY, D. kick), 5-84 2:07, CAM 0 - CSU 7
 2nd - 12:25 - CAM - RIDENHOUR, J. 5 yd pass from WOLF, D. (BROWN, Mitchell kick), 8-64 4:42, CAM 7 - CSU 7
 2nd - 6:08 - CAM - BROWN, Mitchell 44 yd field goal, 9-38 3:27, CAM 10 - CSU 7
 3rd - 11:38 - CSU - REYES, C. 1 yd run (SAUNDERS, D. rush failed), 6-71 3:22, CAM 10 - CSU 13
 3rd - 7:40 - CSU - CROGHAN III, D. 2 yd run (JORDAN, B. kick), 6-41 2:19, CAM 10 - CSU 20
 4th - 5:46 - CSU - SCOTLAND, J. 28 yd pass from BROWN, Au. (JORDAN, B. kick), 5-40 2:29, CAM 10 - CSU 27
 4th - 2:50 - CSU - HOLLOWAY, M. 26 yd run (JORDAN, B. kick), 2-30 0:56, CAM 10 - CSU 34

Stat	CAMP	CSU
FIRST DOWNS	11	18
RUSHES-YARDS (NET)	30-80	42-243
PASSING YDS (NET)	143	162
Passes Att-Comp-Int	27-13-1	19-9-0
TOTAL OFFENSE PLAYS-YARDS	57-223	61-405
Punt Returns-Yards	0-0	3-35
Kickoff Returns-Yards	6-86	3-88
Interception Returns-Yards	0-0	1-0
Punts (Number-Avg)	8-43.4	4-33.0
Fumbles-Lost	2-0	1-0
Penalties-Yards	9-68	10-80
Possession Time	29:34	30:26
Third-Down Conversions	5 of 16	6 of 13
Fourth-Down Conversions	0 of 1	1 of 2
Red-Zone Scores-Chances	1-1	3-4
Sacks By: Number-Yards	0-0	2-17

RUSHING: Campbell-GOSS, Keith 8-43; JONES, DeShawn 7-29; WOLF, Dakota 8-17; JOYNER, Jared 4-minus 4; SALMON, David 3-minus 5. Charleston So.-BROWN, Au. 11-85; REYES, C. 17-56; ROBINSON, B. 5-40; HOLLOWAY, M. 3-36; CROGHAN III, D. 4-18; ALLEN, A. 2-8.

PASSING: Campbell-SALMON, David 6-16-1-43; WOLF, Dakota 7-11-0-100. Charleston So.-BROWN, Au. 8-15-0-154; CROGHAN III, D. 1-4-0-8.

RECEIVING: Campbell-RIDENHOUR, J. 4-64; JOYNER, Jared 3-25; GOSS, Keith 3-21; ARTIS, A. J. 1-23; JONES, DeShawn 1-7; JONES, Brandon 1-3. Charleston So.-CRUZ, A. 3-42; PRATER, N. 2-25; DINKINS, K. 1-51; SCOTLAND, J. 1-28; REYES, C. 1-9; PERERA, N. 1-7.

GAME 4 - Sept. 20, 2014 - Charleston, S.C.

TEAM	1	2	3	4	Final
The Citadel (0-3)	0	3	7	8	18
Charleston So. (4-0)	0	10	7	3	20

CHARLESTON, S.C. — Charleston Southern made The Citadel's first trip to Buccaneer Field a memorable one. In front of a record crowd of 7,954 fans, CSU topped The Citadel, 20-18, improving to 4-0 for a second consecutive season and the third time in the 24-year history of the program.

The Bucs' second straight win over The Citadel came on the strength of big plays in the second half. Darius Hammond's 74-yard punt return for a touchdown gave CSU a 17-3 third quarter lead, and the defense forced two timely turnovers to make it stand up. The second, a Zac Johnston fumble recovery with 1:26 remaining, sealed the victory for CSU. The return was the longest punt return in CSU history.

A year after rallying for a road win over The Citadel in Jamey Chadwell's debut as head coach, the Bucs built an early lead and persevered. CSU is now 14-3 under Chadwell. Chadwell remarked on the significance of a second consecutive win over the crosstown rival Bulldogs. The fact that the triumph came in front of a crowd of nearly 8,000 — nearly 2,000 more than the previous record crowd of 6,135 last year against Coastal Carolina — made it extra special.

Hammond's electrifying punt return allowed CSU to seize momentum early in the second half. Following a Citadel three-and-out, Hammond took Kyle Vanvick's punt from the right hash mark at the 26-yard line. The rest was mostly Hammond, as the sophomore broke several tackles on his way to the end zone, putting the Bucs ahead 17-3 at the 10:49 mark of the third quarter.

The Citadel responded with a 12-play, 67-yard drive behind senior quarterback Aaron Miller. Miller scampered for ten yards on a fourth down to set up Jake Stenson's four-yard touchdown run, cutting the CSU lead to 17-10.

The Citadel had a chance to mount another drive following a defensive stop but CSU's defense responded with its first of two turnovers. Senior safety Demaris Freeman jarred the football free from Citadel fullback Tyler Renew and D.J. Curl recovered at the Citadel 42-yard line. Redshirt freshman receiver Jared Scotland made the big play of the ensuing drive with a lunging 23-yard catch to set up a 32-yard David Kennedy field goal for a 20-10 Bucs' advantage.

Citadel was able to answer back with another methodical drive, as freshman Isiaha Smith plunged across the goal line for a one-yard touchdown. The Bulldogs converted a two-point conversion as well to whittle the deficit to 20-18, before the Bucs' defense came up with the decisive play on the Johnston fumble recovery with 1:26 left.

Johnston was part of a spirited effort from CSU's linebacker corps. Junior Aaron Brown led the way with 12 tackles, while senior Gabe Middlebrook was a presence throughout the night, adding 11 stops.

CSU churned out two long drives in the first half to compile a 10-0 lead. The Bucs' enjoyed an over ten-minute advantage in time of possession at one point late in the first half, and had run 33 plays to The Citadel's 13 at that juncture.

Brown hit Korn for 19 yards to convert a third-and-14 on the key play of the Bucs' first scoring drive. He added completions to Christian Reyes and Ray Rowe to set up Kennedy's 23-yard field goal and a 3-0 CSU lead.

Korn delivered again on third down to highlight a 13-play, 68-yard touchdown march that chewed up 7:04 of the second quarter clock. Brown rifled a pass to Korn for 17 yards on third-and-17 at the Citadel 21 to help cap off a drive engineered mostly by Croghan. Brown added a four-yard touchdown run on the next snap, reaching the ball inside the left pylon on an option keeper.

SCORING SUMMARY

2nd - 14:07 - CSU - KENNEDY, David 23 yd field goal, 14-70 6:03, CIT 0 - CSU 3
 2nd - 5:40 - CSU - BROWN, Austin 4 yd run (KENNEDY, David kick), 13-68 7:04, CIT 0 - CSU 10
 2nd - 0:00 - CIT - Eric Goins 26 yd field goal, 16-61 5:40, CIT 3 - CSU 10
 3rd - 10:49 - CSU - HAMMOND, Darius 74 yd punt return (KENNEDY, David kick), CIT 3 - CSU 17
 3rd - 5:29 - CIT - Jake Stenson 4 yd run (Eric Goins kick), 12-67 5:20, CIT 10 - CSU 17
 4th - 13:18 - CSU - KENNEDY, David 32 yd field goal, 8-27 4:30, CIT 10 - CSU 20
 4th - 8:54 - CIT - Isiaha Smith 1 yd run (Dane Anderson rush), 8-52 4:24, CIT 18 - CSU 20

Stat	CIT	CSU
FIRST DOWNS	15	18
RUSHES-YARDS (NET)	52-269	35-79
PASSING YDS (NET)	20	194
Passes Att-Comp-Int	11-2-0	27-16-0
TOTAL OFFENSE PLAYS-YARDS	63-289	62-273
Punt Returns-Yards	1-1	3-80
Kickoff Returns-Yards	5-99	1-39
Punts (Number-Avg)	5-38.6	4-31.2
Fumbles-Lost	2-2	0-0
Penalties-Yards	7-77	10-77
Possession Time	28:10	31:50
Third-Down Conversions	4 of 13	6 of 14
Fourth-Down Conversions	2 of 2	0 of 0
Red-Zone Scores-Chances	3-3	3-3
Sacks By: Number-Yards	2-17	0-0

RUSHING: The Citadel-Aaron Miller 22-120; Jake Stenson 7-38; Isiaha Smith 10-36; Tyler Renew 9-31; Vinny Miller 1-24; Cam Jackson 3-20. Charleston So.-REYES, Christian 7-26; ROBINSON, Ben 8-25; HOLLOWAY, Mike 3-19; CRUZ, Alexander 2-9; CROGHAN III, Daniel 3-5; BROWN, Austin 8-1; HAMMOND, Darius 1-0; TEAM 3-minus 6.

PASSING: The Citadel-Aaron Miller 2-10-0-20; Jake Stenson 0-1-0-0. Charleston So.-BROWN, Austin 12-22-0-153; CROGHAN III, Daniel 4-5-0-41.

RECEIVING: The Citadel-Cam Jackson 1-15; Jake Stenson 1-5. Charleston So.-KORN, Colton 5-75; DINKINS, Kenny 3-23; SCOTLAND, Jared 2-36; REYES, Christian 2-18; PERERA, Nathan 2-15; CAGLE, Steven 1-18; ROWE, Ray 1-9.

GAME 5 - Sept. 27, 2014 - Charlotte, N.C.

TEAM	1	2	3	4	OT	Final
Charleston So. (5-0)	21	7	6	7	6	47
Charlotte (3-2)	7	10	10	14	0	41

CHARLOTTE, N.C. —Charleston Southern's Christian Reyes' one-yard touchdown run was the only score of overtime and capped a thrilling 47-41 win over Charlotte at Jerry Richardson Stadium on Saturday afternoon. The 25th-ranked Buccaneers survived a shootout that featured a CSU record 1,190 total yards and a CSU record 32 first downs.

CSU improves to 5-0 for the second-straight season under head coach Jamey Chadwell. Charlotte falls to 3-2 overall.

The Buccaneers rushed for 333 yards and Reyes finished with four touchdowns — three on the ground — to lead the charge. Quarterback Austin Brown was 17-for-20 through the air for 216 yards and two TDs.

After the Bucs' defense had controlled CSU's first four games, Chadwell was excited to see his team explode offensively and find a different way to win.

CSU led 34-17 in third quarter before Charlotte rallied with 17 unanswered points to tie the game with under five minutes to play. A touchdown catch by the Bucs' Nathan Perera with 3:53 to play gave CSU a 41-34 lead, but Charlotte roared right back, tying the game at 41-41 with 2:19 remaining on a Kalif Phillips 34-yard run. A last-second field goal attempt by the Bucs' David Kennedy was blocked to force CSU's first overtime game since 2009.

CSU struggled in the kicking game, missing a critical PAT and two field goals. Charlotte missed a field goal attempt on the initial possession of overtime after CSU's defense backed up the 49ers.

The Buccaneer offense — and running game — came up big when CSU needed it most. Reyes piled up 159 yards and three rushing TDs. Mike Holloway added a 22-yard run in overtime to set up the game-winning touchdown and finished with 68 yards on six carries. The Bucs' 333 yards were the tenth most in school history.

GAME NOTES

- CSU (617) and Charlotte (573) combined for the most yards in a single game in CSU history.
- CSU set a school record with 32 first downs and its 617 total yards was the fourth-most in CSU history (most against D-1 foe).
- The 47 points were the most against a D-1 opponent in school history.
- The Bucs played (and won) in overtime for the first time since Stony Brook in 2009.
- Christian Reyes' four total TDs (3 rush, 1 rec.) ties a school record shared by a number Bucs.
- WR Nathan Perera caught his first TD pass since 2012, a span of 746 days.

SCORING SUMMARY

1st - 9:35 - CSU - REYES, Christian 11 yd pass from BROWN, Austin (KENNEDY, David kick), 6-67 2:55
 1st - 9:00 - CHA - DUKE, Austin 74 yd pass from JOHNSON, Matt (BREWER, Blake kick), 2-75 0:35, 7-7
 1st - 2:50 - CSU - HOLLOWAY, Mike 21 yd pass from CROGHAN III, Daniel (KENNEDY kick), 6-56 2:51, CSU 14-7
 1st - 0:13 - CSU - REYES, Christian 45 yd run (KENNEDY, David kick), 3-67 1:09, CSU 21 - CHA 7
 2nd - 14:48 - CHA - PHILLIPS, Kalif 77 yd run (BREWER, Blake kick), 2-92 0:25, CSU 21 - CHA 14
 2nd - 5:12 - CSU - CROGHAN III, Daniel 3 yd run (KENNEDY, David kick), 6-24 3:08, CSU 28 - CHA 14
 2nd - 2:53 - CHA - BREWER, Blake 36 yd field goal, 7-59 2:19, CSU 28 - CHA 17
 3rd - 8:43 - CSU - REYES 4 yd run (KENNEDY, David kick failed), 12-72 6:17, CSU 34 - CHA 17
 3rd - 6:10 - CHA - JOHNSON, Matt 23 yd run (BREWER, Blake kick), 8-72 2:33, CSU 34 - CHA 24
 3rd - 0:05 - CHA - BREWER, Blake 25 yd field goal, 10-55 2:54, CSU 34 - CHA 27
 4th - 12:33 - CHA - DUKE, Austin 61 yd pass from JOHNSON, Matt (BREWER, Blake kick), 2-80 0:23, 34-34
 4th - 3:53 - CSU - PERERA, Nathan 5 yd pass from BROWN, Austin (KENNEDY kick), 14-81 8:40, CSU 41-34
 4th - 2:19 - CHA - PHILLIPS, Kalif 34 yd run (BREWER, Blake kick), 5-60 1:34, CSU 41 - CHA 41
 OT - 15:00 - CSU - REYES 1 yd run, 3-25 0:00, CSU 47 - CHA 41

Stat	CSU	CHA
FIRST DOWNS	32	23
RUSHES-YARDS (NET)	61-333	37-268
PASSING YDS (NET)	284	305
Passes Att-Comp-Int	31-23-1	27-16-2
TOTAL OFFENSE PLAYS-YARDS	92-617	64-573
Fumble Returns-Yards	0-0	0-0
Punt Returns-Yards	0-0	3-43
Kickoff Returns-Yards	7-156	4-75
Interception Returns-Yards	2-19	1-33
Punts (Number-Avg)	3-43.7	3-32.3
Fumbles-Lost	2-1	2-1
Penalties-Yards	7-60	7-95
Possession Time	41:52	18:08
Third-Down Conversions	11 of 16	2 of 9
Fourth-Down Conversions	0 of 1	0 of 0
Red-Zone Scores-Chances	5-5	2-2
Sacks By: Number-Yards	1-8	0-0

RUSHING: Charleston So.-REYES, Christian 29-159; HOLLOWAY, Mike 6-68; CRUZ, Alexander 7-57; ROBINSON, Ben 6-30; CROGHAN III, Daniel 4-14; HAMMOND, Darius 1-3; BROWN, Austin 8-2. Charlotte-PHILLIPS, Kalif 21-196; JOHNSON, Matt 15-65; WATKINS, Joc 1-7.

PASSING: Charleston So.-BROWN, Austin 17-20-0-216; CROGHAN III, Daniel 6-9-1-68; TEAM 0-2-0-0. Charlotte-JOHNSON, Matt 16-27-2-305.

RECEIVING: Charleston So.-PERERA, Nathan 6-64; KORN, Colton 5-64; REYES, Christian 5-33; ROWE, Ray 3-60; HOLLOWAY, Mike 1-21; PRATER, Nathan 1-20; CRUZ, Alexander 1-17; ROBINSON, Ben 1-5. Charlotte-DUKE, Austin 12-251; FORD, T.L. 3-43; DEVINE, Dmarjai 1-11.



CHARLESTON SOUTHERN OFFENSE

Pos.	No.	Name	Ht.	Wt.	Yr.	Hometown/Previous(Last School)
WR	11	Colton Korn	6-0	175	So.	Duncan, S.C./Byrnes
	47	Kenny Dinkins	5-10	177	Fr.	Lawtey, Fla./Bradford
	35	Ray Rowe	5-11	155	Jr.	Orlando, Fla./Edgewater
WR	3	Nathan Perera	6-3	210	R-Jr.	Orlando, Fla./Bishop Moore
	83	Alex Cruz	5-9	180	Jr.	Ellabell, Ga./Richmond Hills
QB	4	Austin Brown	6-1	207	Jr.	Flowery Branch, Ga./Flowery Branch (UAB)
	10	Danny Croghan III	6-4	220	R-So.	Charleston, S.C./Bishop England
RB	20	Christian Reyes	5-10	218	Sr.	Rogue River, Ore./Rogue River
	27	Mike Holloway	5-8	180	So.	Atlanta, Ga./Arabia Mountain
RB	2	Ben Robinson	5-7	170	So.	Tallahassee, Fla./Lincoln
	27	Mike Holloway	5-8	180	So.	Atlanta, Ga./Arabia Mountain
LT	76	Erik Austell	6-3	270	R-So.	Warner Robbins, Ga./C.L.C.A.
	78	Jean Bazile	6-4	275	Sr.	Orlando, Fla./Edgewater
LG	72	Frank Cirone	6-3	265	So.	Naples, Fla./Naples
	74	Zach Sibrava	6-3	280	Jr.	West Palm Beach, Fla./Park Vista
C	58	Jackson Williamson	6-0	275	So.	Macon, Ga./Jones County
-OR-	74	Zach Sibrava	6-3	280	Jr.	West Palm Beach, Fla./Park Vista
RG	77	Clayton Truitt	6-4	295	Sr.	Atlanta, Ga./Parkview
	70	Alex Waters	6-4	258	So.	Greer, S.C./Greer
RT	69	Benny Timmons	6-3	320	R-Jr.	Atlanta, Ga./Silver Bluff
	55	Marshall Barnette	6-3	270	Fr.	Fayetteville, N.C./Jack Britt
TE	81	Nathan Prater	6-8	246	R-Jr.	Ninety Six, S.C./Ninety Six
	86	Stephen Cagle	6-4	245	Jr.	Lexington, S.C./AC Flora

CHARLESTON SOUTHERN DEFENSE

Pos.	No.	Name	Ht.	Wt.	Yr.	Hometown/Previous School
DE	44	Dylan Black	6-3	250	Sr.	Lynn Haven, Fla./Lake Mary
	98	Tanner Rogers	6-3	250	Sr.	Stockbridge, Ga./E.L.C.A.
OR	96	RaSean Ray	6-3	230	R-Fr.	Jacksonville, Fla./Fletcher
NT	93	Isaac Lowrance	6-0	285	R-Sr.	Inman, S.C./Boiling Springs
OR	94	James Smith	6-1	290	Sr.	Greenville, S.C./Greenville
DT	91	Skyler Skersick	6-3	255	R-Jr.	Orlando, Fla./Boone
OR	90	Caleb Batchelor	6-3	250	So.	Spartanburg, S.C./Dorman
	39	Anthony Ellis	6-1	245	Fr.	Apopka, Fla./Apopka
SPUR	22	Zach Johnson	6-0	200	Jr.	Boiling Springs, S.C./Pike Country Central
	41	Bobby Ruff	6-2	200	Fr.	Charleston, S.C./West Ashley
MLB	25	Zac Johnston	6-1	210	R-Sr.	Covington, Ga./Eastside
	43	Zane Cruz	6-2	205	Fr.	Jacksonville, Fla./Yulee
WLB	6	Aaron Brown	6-0	220	Jr.	Lagrange, Ga./Carrollton
	45	Jermichael Bailey	6-1	203	Jr.	Lawrenceville, Ga./Collins Hill
BAND	52	Gabe Middlebrook	6-2	219	R-Sr.	Charleston, S.C./West Ashley
	92	Tre DeLoach	6-3	220	R-Jr.	Charleston, S.C./Ashley Ridge
CB	7	Troy McGowens	6-1	178	So.	Easley, S.C./Easley
	26	Chris Nwanegwo	5-9	178	R-So.	Conway, S.C./Carolina Forest
FS	5	Demaris Freeman	6-0	214	R-Sr.	West Palm Beach, Fla./Park Vista
	26	Justin Mood	5-11	190	Fr.	Ladson, S.C./Stratford
SS	36	D.J. Curl	5-11	192	So.	Hampton, Ga./E.L.C.A.
	37	Davion Anderson	6-1	200	Fr.	Macon, Ga./Northeast
CB	28	Lorenzo Mathis	5-11	180	So.	Greenwood, S.C./Greenwood
	14	Malcolm Jackson	5-11	180	Jr.	Sugar Hill, Ga./North Gwinnett
	1	Raymere Thomas	5-11	175	So.	Suwanee, Ga./Collins Hill

CHARLESTON SOUTHERN SPECIAL TEAMS

Pos.	No.	Name	Ht.	Wt.	Yr.	Hometown/Previous School
P	39	Truett Burns	6-0	172	So.	Clinton, S.C./Clinton
PK	99	David Kennedy	5-11	185	Fr.	Summerville, S.C./Summerville
	97	Bryan Jordan	6-3	185	Fr.	Summerville, S.C./Summerville
KO	97	Bryan Jordan	6-3	185	Fr.	Summerville, S.C./Summerville
LS	48	Joseph Smith	6-3	210	So.	Easley, S.C./Easley
KR	7	Troy McGowens	6-1	178	So.	Easley, S.C./Easley
-&-	24	Darius Hammond	5-10	192	So.	Johnston, S.C./Strom Thurmond
PR	24	Darius Hammond	5-10	192	So.	Johnston, S.C./Strom Thurmond
	7	Troy McGowens	6-1	178	So.	Easley, S.C./Easley



CSU DEFENSIVE TWO-DEEP NOTES

DE	44	Dylan Black 6-3, 250, Sr. Lynn Haven, Fla./Lake Mary	<ul style="list-style-type: none"> Active day against Charlotte, recording two tackles-for-loss and first career INT 2nd Team All-Big South in '13; 7th in Big South with 10 TFLs; Strip sack and TD sealed win at Norfolk State
	98	Tanner Rogers 6-3, 250, Sr. Stockbridge, Ga./E.L.C.A.	<ul style="list-style-type: none"> Strip sack and fumble helped give Bucs' 28-14 second quarter lead against Charlotte Tallied first career sack in win over Campbell; Converted TE caught a pass in 2012 against Jacksonville
or	96	RaSean Ray 6-3, 230, R-Fr. Jacksonville, Fla./Fletcher	<ul style="list-style-type: none"> Redshirted 2013 Coaching staff excited about potential as pass rusher
NT	93	Isaac Lowrance 6-0, 285, R-Sr., Inman, S.C./Boiling Spring	<ul style="list-style-type: none"> Started first three games at NT in '14; Third on team with 14 tackles, leads D-Linemen 23 tackles, 3 TFL, 0.5 sack in 2013; 2 TFL in '13 win over North Greenville
OR	94	James Smith 6-1, 290, Sr. Greenville, S.C./Greenville	<ul style="list-style-type: none"> Perhaps most valuable player on Bucs' defense, often commands two blockers 4.5 sacks and 6 TFL in 2013
DT	91	Skyler Skersick 6-3, 255, R-Jr. Orlando, Fla./Boone	<ul style="list-style-type: none"> Leads Bucs with 2.5 sacks thru three games Had first career sack in win over Coastal Carolina
OR	90	Caleb Batchelor 6-3, 250, So. Spartanburg, S.C./Dorman	<ul style="list-style-type: none"> Adds to Bucs' deep defensive line; Has eight tackles thru three games Played in 12 games and recovered fumbles in wins over Norfolk State and Charlotte
	39	Anthony Ellis 6-1, 245, Fr. Apopka, Fla./Apopka	<ul style="list-style-type: none"> Notched first career sack in win over Newberry Could provide immediate impact; Named No. 15 prospect in Orlando Super 60
SPUR	22	Zach Johnson 6-0, 200, Jr. Boiling Springs, S.C./Pike Country Central	<ul style="list-style-type: none"> Has 10 tackles and two TFLs in '14 since winning starting job in fall camp 15 tackles in 2013, with season-high four in win at Campbell
	41	Bobby Ruff 6-2, 200, Fr. Charleston, S.C./West Ashley	<ul style="list-style-type: none"> Excellent speed and should see immediate playing time Father Brian was an All-American LB at The Citadel
MLB	25	Zac Johnston 6-1, 210, R-Sr. Covington, Ga./Eastside	<ul style="list-style-type: none"> Started all 4 games as a senior and is 5th on the team in tackles; Recovered fumble with 1:26 left to seal win over Citadel Recovered from back injury that slowed him for much of '13; Original walk-on earned 2011 Edward A. Gadson Memorial Scholarship
	43	Zane Cruz 6-2, 205, Fr. Jacksonville, Fla./Yulee	<ul style="list-style-type: none"> Should see immediate playing time 2013 All-First Coast Team and All-NE Fla. Regional Elite Team at Yulee HS
WLB	6	Aaron Brown 6-0, 220, Jr. Lagrange, Ga./Carrollton	<ul style="list-style-type: none"> Second-straight game with double-digit tackles; 9 more tackles through five games than had in all 13 gms in 2013 Added bulk following 2013 season; Had 33 tackles, 2.5 TFL and a sack; Career-high 6 tack. in win at The Citadel
	45	Jermichael Bailey 6-1, 203, Jr. Lawrenceville, Ga./Collins Hill	<ul style="list-style-type: none"> Much improved in understanding of defense Had 2 tackles at Colorado
BAND	52	Gabe Middlebrook 6-2, 219, R-Sr. Charleston, S.C./West Ashley	<ul style="list-style-type: none"> Career-high 11 stops against Citadel; Had 85-yard fumble return for TD against Point, 2nd-longest in CSU history Career High nine tackles vs. G-W in 2013; 37 tackles, 2.5 TFL and 1.5 sacks in 2013; Was All-Region in tennis in HS;
	92	Tre DeLoach 6-3, 220, R-Jr. Charleston, S.C./Ashley Ridge	<ul style="list-style-type: none"> Played in 12 games and had 25 tackles, 2.5 TFL, two sacks and an INT Length and speed make him effective pass rusher
CB	7	Troy McGowens 6-1, 178, So. Easley, S.C./Easley	<ul style="list-style-type: none"> Notched 2nd INT of season on first play at Charlotte; leads Big South with nine passes defended and 1.80 per game First career int. came in second half against Campbell, sparked Bucs to second-half rout
	30	Chris Nwanegwo 5-9, 178, R-So. Conway, S.C./Carolina Forest	<ul style="list-style-type: none"> One career appearance vs. Jacksonville in 2012 175 tackles and 6 INT at Carolina Forest HS in Conway
FS	5	Demaris Freeman 6-0, 214, R-Sr. West Palm Beach, Fla./Park Vista	<ul style="list-style-type: none"> 2nd Team All-Big South in 2013; 4th in Big South with 90 tackles; Added almost 40 lbs at CSU Forced fumble in third quarter set up GW points vs. Citadel ; Six stops and key PBU in end zone in win over Newberry
	26	Justin Mood 5-11, 190, Fr. Ladson, S.C./Stratford	<ul style="list-style-type: none"> Starred at nearby Stratford HS; 99 tackles 7 INT, FF, and 2 TD over final two seasons at Stratford
SS		D.J. Curl 5-11, 192, So. Hampton, Ga./Eagles Landing Chr. Aca.	<ul style="list-style-type: none"> Career-high seven tackles against The Citadel and recovered 3rd quarter fumble to set up CSU's final FG
	37	Davion Anderson 6-1, 200, Fr. Macon, Ga./Northeast	<ul style="list-style-type: none"> Forced fumble in red zone, sack, and pass break-up in win over Newberry 50 tackles, 3 INT, 2 TD as HS senior in 2013
	23	Corbin Jackson 6-0, 205, Jr. Marietta, Ga. / Sprayberry	<ul style="list-style-type: none"> Intercepted two passes in 2013, including one on first play from scrimmage against VMI Played one of best games of season in Coastal win, finishing with five tackles, one for loss and a pass breakup
CB	14	Malcolm Jackson 5-11, 180, Jr. Sugar Hill, Ga./North Gwinnett	<ul style="list-style-type: none"> Fifth on team in 2013 with 47 tackles; 6 tackles and FR in win at The Citadel INT vs. Shorter; C-High 10 tackles vs. Charlotte
	1	Raymere Thomas 5-11, 175, So. Suwanee, Ga./Collins Hill	<ul style="list-style-type: none"> Three games played in 2013; Recorded reception against Gardner-Webb Helped Collins Hill HS reach playoffs 4 times

CSU SPECIAL TEAMS TWO-DEEP NOTES

P	39	Truett Burns 6-0, 172, So. Clinton, S.C./Clinton	<ul style="list-style-type: none"> Placed three punts inside the 20 in win over Newberry, including one at 5 to set up 4th quarter safety 24 punts Inside 20 in 2013 and career-long 71-yd. punt at Colorado; Big South Special Teams POTW vs VMI '13
PK	99	David Kennedy 5-11, 185, Fr. Summerville, S.C./Summerville	<ul style="list-style-type: none"> Connected on first two field goals of career, from 23 and 32 yards, in win over The Citadel Kicked GW in state playoff game against Boiling Springs; 15-of-19 FG as senior at Summerville HS with long of 45
KO	97	Bryan Jordan 6-3, 185, Fr. Summerville, S.C./Summerville	<ul style="list-style-type: none"> All-County punter at Summerville HS and also tallied 64 points as a senior
LS	48	Joseph Smith 6-3, 210, So. Easley, S.C./Easley	<ul style="list-style-type: none"> Played 2012 season under Chadwell at Delta State and had three tackles while also serving as long snapper
KR/PR	7	Troy McGowens 6-1, 178, So. Easley, S.C./Easley	<ul style="list-style-type: none"> Averaged 24.3 yds. on 11 KR; 39-yd. KR set up TD drive at Campbell Career-long 51-yd. return on opening kickoff vs. Norfolk State
	24	Darius Hammond 5-10, 192, So. Johnston, S.C./Strom Thurmond	<ul style="list-style-type: none"> 74-yard punt return TD against Citadel longest in CSU history; Added 39 kickoff return in 4th quarter Ranks fifth in nation and leads Big South with 19.2 yards per punt ret.; Made 12 tackles on special teams in '13

No.	Name	Ht.	Wt.	Yr.	Pos.	Hometown/Previous School	No.	Name	Ht.	Wt.	Yr.	Pos.	Hometown/Previous School
1	Raymere Thomas	CB	So.	5-11	175	Suwanee, Ga./Collins Hill	81	Nathan Prater	TE	R-Jr.	6-8	246	Ninety Six, S.C./Ninety Six
2	Ben Robinson	RB	So.	5-7	175	Tallahassee, Fla./Lincoln	82	Jakob Salgado	WR	Fr.	6-4	200	Heber, Calif./Central Union
3	Nathan Perera	WR	R-Jr.	6-3	210	Orlando, Fla./Bishop Moore	83	Alexander Cruz	WR	Jr.	5-9	180	Ellabell, Ga./Richmond Hill
4	Austin Brown	QB	Jr.	6-1	207	Flowery Branch, Ga./Flowery Branch	84	Chris Theodore	WR	R-Sr.	6-2	191	Oak Hill, Fla./Atlantic
5	Demaris Freeman	DB	R-Sr.	6-0	214	West Palm Beach, Fla./Park Vista	85	Kevin Glears	WR	Sr.	6-0	180	Charleston, S.C./Goose Creek
6	Aaron Brown	LB	Jr.	6-0	220	Lagrange, Ga./Carrollton	86	Stephen Cagle	TE	Jr.	6-4	245	Lexington, S.C./AC Flora
7	Troy McGowens	DB	So.	6-1	190	Easley, S.C./Easley	87	Quan White	WR	Fr.	6-1	195	Greenville, S.C./Christ Church
8	Zachary Frazier	RB	Sr.	5-9	214	Bluffton, S.C./Bluffton	88	Matt Buford	WR	Fr.	6-0	180	Marshall, Mo./Marshall
9	Chris Jenkins	WR	R-Fr.	5-8	185	Eutawville, S.C./Lake Mary	89	Brandon Moseley	TE	R-Fr.	6-0	274	Aiken, S.C./South Aiken
10	Daniel Croghan, III	QB	R-So.	6-4	220	Charleston, S.C./Bishop England	90	Kaleb Batchelor	DL	So.	6-3	250	Spartanburg, S.C./Dorman
11	Colton Korn	WR	So.	6-0	175	Duncan, S.C./Byrnes	91	Saylor Skersick	DT	R-Jr.	6-3	255	Orlando, Fla./Boone
12	Dalton Saunders	QB	So.	5-11	195	Summerville, S.C./Summerville	92	Tre DeLoach	LB	R-Jr.	6-3	220	Charleston, S.C./Ashley Ridge
13	Briar Van Brunt	TE	R-Jr.	6-2	210	Warner Robbins, Ga./Northside	93	Isaac Lowrance	DT	R-Sr.	6-0	285	Inman, S.C./Boiling Springs
14	Malcolm Jackson	DB	Jr.	5-11	180	Sugar Hill, Ga./North Gwinnett	94	James Smith	DL	Sr.	6-1	290	Greenville, S.C./Greenville
15	Jared Scotland	WR	R-Fr.	5-11	170	Hartwell, S.C./Hartwell	95	Ramel Hambrick-Crawford	DL	Fr.	6-0	280	Atlanta, Ga./Tucker
17	Adam Allen	RB	Fr.	5-10	198	Aiken, S.C./South Aiken	96	RaSean Ray	DE	R-Fr.	6-3	250	Jacksonville, Fla./Fletcher
18	Larry Jones, III	WR	Jr.	6-2	200	Jacksonville, Fla./Paxson	97	Bryan Jordan	K/P	Fr.	6-3	185	Summerville, S.C./Summerville High
19	Kyle Copeland	QB	So.	6-1	196	Arp, Texas/Arp	98	Tanner Rogers	DE	Sr.	6-3	250	Stockbridge, Ga./E.L.C.A.
20	Christian Reyes	RB	Sr.	5-10	218	Rogue River, Ore./Rogue River	99	David Kennedy	K/P	Fr.	5-11	185	Summerville, S.C./Summerville
22	Zack Johnson	LB	R-Fr.	6-0	200	Boiling Springs, S.C./Pike Co. Central		Christian Brown	RB	Fr.	5-9	180	Blythewood, S.C./Blythewood
23	Corbin Jackson	DB	Jr.	6-0	205	Marietta, Ga./Sprayberry		Keegan Karim	DB	Fr.	6-2	180	Kennesaw, Ga./Harrison
24	Darius Hammond	RB	So.	5-10	192	Johnston, S.C./Strom Thurmond		Wyatt Keisler	OL	Fr.	6-4	275	Lexington, S.C./Lexington
25	Zac Johnston	LB	R-Sr.	6-1	210	Covington, Ga./Eastside		Rodricus Lagroon	LB	R-Fr.	6-2	189	Greenville, S.C./Berea
26	Justin Mood	DB	Fr.	5-11	190	Ladson, S.C./Stratford		Mitch Langford	LB	Fr.	5-10	200	Richburg, S.C./Lewisville
27	Mike Holloway	RB	So.	5-8	180	Atlanta, Ga./Arabia Mountain		Theo Mordecai	WR	Fr.	6-3	205	Washington, D.C./Cheshire Academy
28	Lorenzo Mathis	RB	So.	5-11	180	Greenwood, S.C./Greenwood		Kendrick Roach	DB	Fr.	5-9	190	Hopkins, S.C./Lower Richland
29	Peter Easaw	RB	Fr.	5-8	190	Columbia, S.C./Keenan		Deondre Romeo	LB/FB	Fr.	5-10	194	Tampa, Fla./East Bay High
30	Chris Nwanegwo	DB	R-So.	5-9	178	Conway, S.C./Carolina Forest		Nick Sands	LB	Fr.	6-1	245	Greer, S.C./Eastside
31	JaJuan Perkins	CB	Fr.	5-10	185	Quincy, Fla./East Gadsden		Landon Sayegh	LB	Fr.	5-9	200	Greenville, S.C./Hillcrest
32	Keegan Karim	DB	Fr.	6-2	180	Kennesaw, Ga./Harrison		Davontae Shepherd	RB	Fr.	6-0	185	Cross, S.C./Cross
33	Jonathan Slaton	DB	Fr.	5-10	180	Lithonia, Ga./Arabia Mountain		Justin Stanley	LB	Fr.	5-8	225	Johns Island, S.C./James Island
34	Solomon Brown	LB	Fr.	6-1	200	Central, S.C./Daniel		Elijah Thomas	DB	Fr.	6-0	190	Tarpon Springs, Fla./East Lake
35	Ray Rowe	DB	Jr.	5-11	155	Orlando, Fla./Edgewater		Alex Thompson	OL	Fr.	6'1"	268	Spartanburg, S.C./Spartanburg High
36	D.J. Curl	DB	So.	5-11	192	Hampton, Ga./E.L.C.A.		Thad Thompson	WR	Fr.	6-1	175	Goose Creek, S.C./Stratford
37	Davion Anderson	DB	Fr.	6-1	200	Macon, Ga./Northeast		Austin Talbot	WR	R-So.	5-10	180	Jupiter, Fla./Jupiter Christian
38	Jeremy Massey	DB	So.	6-1	182	Rock Hill, S.C./South Point		Mike Taylor	DL	Fr.	6-3	235	Fairfax, S.C./Allendale Fairfax
39	Anthony Ellis	DL	Fr.	6-1	245	Apopka, Fla./Apopka		Nick Tononi	OL	Fr.	5-11	260	North Charleston, S.C./Fort Dorchester
40	Noah Oliver	DL	Fr.	6-3	265	Altamonte Springs, Fla./Lake Brantley		Austin Wall	WR	R-Fr.	5-11	180	Charleston, S.C./Bishop England
41	Bobby Ruff	LB	Fr.	6-2	200	Charleston, S.C./West Ashley							
42	Kellen Snider	LB	Fr.	6-1	220	Fort White, Fla./Fort White							
43	Zane Cruz	LB	Fr.	6-2	205	Jacksonville, Fla./Yulee							
44	Dylan Black	DT	Sr.	6-3	250	Lynn Haven, Fla./Lake Mary							
45	Jermichael Bailey	LB	Jr.	6-1	212	Lawrenceville, Ga./Collins Hill							
46	Truett Burns	K/P	So.	6-0	172	Clinton, S.C./Clinton							
47	Kenny Dinkins	WR	Fr.	5-10	177	Lawtley, Fla./Bradford							
48	Joseph Smith	LS	So.	6-3	200	Easley, S.C./Easley							
49	Patrick Woods	K/P	Fr.	5-11	200	Fayetteville, N.C./Pine Forest							
50	Logan Smith	LB	Fr.	6-1	220	Flagler Beach, Fla./Flagler							
52	Gabe Middlebrook	LB	R-Sr.	6-2	219	Charleston, S.C./West Ashley							
53	Seth Harrelson	LB	R-So.	6-1	200	Florence, S.C./Florence Christian							
54	Gage Bostwick	OL	Fr.	6-2	285	Altamonte Springs, Fla./Lake Brantley							
55	Marshall Bannette	OL	Fr.	6-3	270	Fayetteville, N.C./Jack Britt							
56	Mike Taylor	DL	Fr.	6-3	235	Fairfax, S.C./Allendale Fairfax							
57	Jordan Ward	LB	Fr.	6-3	195	Georgetown, S.C./Georgetown High							
58	Jackson Williamson	C	So.	6-0	275	Macon, Ga./Jones County							
59	Markeith Bailey	LB	So.	6-0	211	Holly Hill, S.C./Lake Mary							
61	Colin Copeland	OL	R-Fr.	6-0	286	West Columbia, S.C./Airport							
63	Sean Moore	OL	So.	6-3	293	Ellenwood, Ga./Woodland							
64	Landon Sayegh	LB	Fr.	5-9	200	Greenville, S.C./Hillcrest							
66	Shawn Peace	DL	R-Fr.	6-0	285	Ladson, S.C./Stratford							
68	Alex Thompson	OL	Fr.	6'1"	268	Spartanburg, S.C./Spartanburg High							
69	Benny Timmons	OL	R-Jr.	6-3	320	Atlanta, Ga./Silver Bluff							
70	Alex Waters	OL	So.	6-4	258	Greer, S.C./Greer							
71	Kristjan Dee	DE	R-Fr.	6-1	230	Mt.Pleasant, S.C./Coastal Christian							
72	Frank Cirone	OL	R-Fr.	6-3	275	Naples, Fla./Naples							
73	Austin Talbot	WR	R-So.	5-10	180	Jupiter, Fla./Jupiter Christian							
74	Zachary Sibrava	OL	Jr.	6-3	280	West Palm Beach, Fla./Park Vista							
75	Chris Sullivan	OL	R-Fr.	6-6	260	Greenville, S.C./Mauldin							
76	Erik Austell	OT	R-So.	6-3	260	Warner Robbins, Ga./C.L.C.A.							
77	Clayton Truitt	OL	Sr.	6-4	295	Atlanta, Ga./Parkview							
78	Jean Bazile	OL	Sr.	6-4	275	Orlando, Fla./Edgewater							
79	Sean McGarity	OL	Fr.	6-2	289	Athens, Ga./Oconee County							
80	Ethan Adams	WR	R-Jr.	5-10	190	Hopkins, S.C./Lower Richland							

2014 Pronunciation Guide

Raymere Thomas	Ray-MEER
Demaris Freeman	Dee-MARR-is
Danny Croghan	CROW-gunn
Chris Nwanegwo	Nah-weg-no
Rodricus Lagroon	Rod-REEK-is
Landon Sayegh	SAY
Kristjan Dee	Christian
Jean Bazile	GENE Buh-ZEAL
Zach Sibrava	Sih-BRAH-vuh
Kavon Udoh	KAY-vonn YOU-dough
Isaac Lowrance	LORR-rance

In-Game Locations

Field	
Gabe Giardina	Offensive Coord./Offensive Line
Chad Staggs	Defensive Coord./Linebackers
Skylor Magee	Defensive Line
Chad Scott	Strength & Conditioning
Bob Garrett	Director of High School Relations
David Padilla	Kickers & Punters
Josh Miller	Special Teams/OLBs
Newland Isaac	Running Backs/Tight Ends
Rod Wilson	Inside Linebackers
Mike Deterlizzi	Defensive Line/Football Operations
Press Box	
Mark Tucker	Quarterbacks
Cory Peoples	Defensive Backs
Willy Korn	Wide Receivers





2014 First Meetings

Point
 Aug. 28, 2014 (H) 61-9, W

Vanderbilt (Oct. 11)

Monmouth (Nov. 1)

Georgia (Nov. 22)

2014 Non-Conference Opponents

Newberry

2-7 (.125), 1-3 Away, 1-4 Home

Oct. 3, 1992 (H) 12-28 L
 Oct. 9, 1993 (A) 15-10 W
 Oct. 8, 1994 (H) 19-50 L
 Oct. 7, 1995 (A) 10-38 L
 Oct. 12, 1996 (H) 6-35 L
 Oct. 11, 1997 (A) 14-48 L
 Oct. 10, 1998 (H) 25-28 L
 Oct. 9, 1999 (A) 26-27 L
 Sept. 6, 2014 (H) 16-10 W

Campbell

2-0 (1.000), 1-0 Away, 1-0 Home

Sept. 14, 2013 (A) 30-10 W
 Sept. 11, 2014 (H) 34-10 W

The Citadel

3-5 (.375), 2-5 Away, 1-0 Home

Nov. 21, 2002 (A) 19-53 L
 Aug. 30, 2003 (A) 10-64 L
 Sept. 3, 2005 (A) 14-28 L
 Sept. 9, 2006 (A) 38-35 W (2 OT)
 Sept. 1, 2007 (A) 14-35 L
 Sept. 1, 2012 (A) 14-49 L
 Aug. 31, 2013 (A) 32-29 W
 Sept. 20, 2014 (H) 20-18 W

Charlotte

2-0 (1.000), 1-0 Home, 1-0 Away

Oct. 26, 2013 (H) 36-14 W
 Sept. 27, 2014 (A) 47-41 (OT) W

BIG SOUTH OPPONENTS

Presbyterian

8-13 (.381), 5-6 Home, 3-7 Away

Sept. 11, 1993 (H) 17-16 W
 Sept. 10, 1994 (A) 34-38 L
 Sept. 9, 1995 (H) 6-44 L
 Sept. 14, 1996 (A) 26-34 L
 Sept. 13, 1997 (H) 7-16 L
 Sept. 12, 1998 (A) 0-42 L
 Sept. 11, 1999 (H) 14-20 L
 Sept. 9, 2000 (A) 13-28 L
 Sept. 8, 2001 (H) 10-19 L
 Sept. 14, 2002 (A) 6-26 L
 Sept. 13, 2003 (H) 14-17 L
 Sept. 11, 2004 (A) 14-19 L
 Sept. 10, 2005 (H) 0-42 L
 Sept. 2, 2006 (A) 21-13 W
 Nov. 10, 2007 (H) 28-24 W
 Nov. 8, 2008 (H) 29-18 W
 Nov. 7, 2009 (A) 46-32 W

Nov. 13, 2010 (H) 42-39 W
 Nov. 19, 2011 (A) 14-45 L
 Oct. 20, 2012 (H) 31-21 W
 Nov. 2, 2013 (A) 27-16 W

Coastal Carolina

4-7 (.363), 3-3 Home, 1-4 Away

Nov. 22, 2003 (H) 14-48 L
 Nov. 20, 2004 (A) 28-56 L
 Nov. 19, 2005 (H) 34-27 (OT) W
 Nov. 18, 2006 (A) 17-31 L
 Nov. 17, 2007 (H) 2-41 L
 Nov. 22, 2008 (A) 24-0 W
 Nov. 21, 2009 (H) 30-23 W
 Nov. 20, 2010 (A) 3-70 L
 Nov. 12, 2011 (H) 38-45 L
 Nov. 17, 2012 (A) 20-41 L
 Nov. 9, 2013 (A) 31-26 W

Gardner-Webb

4-9 (.307), 3-3 Home, 1-5 Away

Sept. 12, 1992 (A) 0-56 L
 Nov. 9, 2002 (H) 15-57 L
 Nov. 8, 2003 (A) 0-46 L
 Nov. 13, 2004 (H) 0-18 L
 Nov. 5, 2005 (A) 38-7 W
 Nov. 4, 2006 (H) 28-14 W
 Oct. 27, 2007 (A) 25-29 L
 Oct. 4, 2008 (H) 13-10 W
 Oct. 17, 2009 (A) 20-27 L
 Oct. 16, 2010 (H) 25-35 L
 Oct. 29, 2011 (A) 7-14, L
 Nov. 10, 2012 (H) 28-10 W
 Nov. 16, 2013 (A) 10-27 L

Liberty

2-19 (.095), 1-9 Home, 1-10 Away

Oct. 30, 1993 (A) 6-42 L
 Nov. 19, 1994 (A) 27-59 L
 Oct. 28, 1995 (H) 15-19 L
 Oct. 26, 1996 (A) 7-38 L
 Oct. 25, 1997 (H) 14-18 L
 Oct. 3, 1998 (A) 21-28 L
 Oct. 23, 1999 (H) 14-34 L
 Nov. 11, 2000 (A) 25-0 W
 Nov. 10, 2001 (H) 31-45 L
 Oct. 19, 2002 (A) 17-31 L
 Nov. 1, 2003 (H) 6-17 L
 Oct. 30, 2004 (A) 6-34 L
 Nov. 12, 2005 (H) 31-30 W
 Nov. 11, 2006 (A) 20-34 L
 Oct. 20, 2007 (H) 10-50 L
 Oct. 25, 2008 (A) 0-42 L
 Oct. 24, 2009 (H) 13-20 L
 Oct. 9, 2010 (A) 20-44 L
 Oct. 22, 2011 (H) 16-38 L
 Nov. 3, 2012 (A) 12-26 L
 Nov. 23, 2013 (H) 14-56 L

CSU vs. All Time (96-160)

Alabama-Birmingham 0-6
 Allen 1-0
 Appalachian State 1-0
 Austin Peay 4-0
 Benedict 1-0
 Bethel 1-0
Campbell 2-0
 Catawba 0-1
 Central Florida (UCF) 0-1
 Charleston (WV) 1-0
Charlotte 2-0
 Chattanooga 0-1
Citadel, The 3-5
 Citadel J.V., The 1-1
Coastal Carolina 4-7
 Colorado 0-1
 Davidson 0-2
 East Tennessee State 0-5
 Edward Waters 4-0
 Elon 0-4
 Ferrum 0-1
 Florida 0-1
 Florida State 0-1
 Frostburg State 1-0
 Gallaudet 1-0
Gardner-Webb 4-9
 Georgetown 1-0
 Guilford 2-1
 Hawaii 0-2
 Hofstra 0-2
 Howard 0-2
 Illinois 0-1
 Jacksonville 5-2
 James Madison 0-1
 Johnson C. Smith 1-0
 Kentucky 0-1
 Lees-McRae 1-0
 Lenoir-Rhyne 1-0
Liberty 2-19
 Mars Hill 1-2
 Methodist 1-1
 Miami (Fla.) 0-1
 Miami (Ohio) 0-1
 Morehead State 1-3
 Morgan State 0-2
 New Haven 0-1
Newberry 2-7
 Newport News Apprentice 1-2
 Norfolk State 1-1
 North Greenville 11-1
 Point 1-0
Presbyterian 8-13
 Samford 0-2
 Savannah State 6-0
 Shorter 2-0
 South Carolina State 0-8
 South Florida (USF) 0-5
 Stony Brook 1-4
 Tennessee-Martin 0-1
 Towson State 0-2
 Troy State 0-3
 Tusculum 3-1
 Virginia Military Institute (VMI) 7-6
 Wesley College 0-1
 West Liberty State 1-0
 West Virginia St. College 5-0
 West Virginia Wesleyan 1-0
 Wingate 1-1
 Wofford 0-13

All-Time Results vs. FBS Opponents (0-13)

Opponent	Date	Result	Site/Attendance
Colorado	Oct. 19, 2013	L, 10-43	Folsom Field (Boulder, Col. - 36,730)
Illinois	Sept. 15, 2012	L, 0-44	Memorial Stadium (Champaign, Ill. - 45,369)
Florida State	Sept. 10, 2011	L, 10-62	Doak Campbell Stadium (Tallahassee, Fla. - 75,229)
Central Florida	Sept. 3, 2011	L, 0-62	Bright House Networks Stadium (Orlando, Fla. - 39,752)
Kentucky	Nov. 6, 2010	L, 21-49	Commonwealth Stadium (Lexington, Ken. - 61,884)
Hawaii	Sept. 25, 2010	L, 7-66	Aloha Stadium (Honolulu, Hi. - 30,300)
South Florida	Sept. 19, 2009	L, 0-59	Raymond James Stadium (Tampa, Fla. - 38,798)
Florida	Sept. 5, 2009	L, 3-62	Ben Hill Griffin Stadium (Gainesville, Fla. - 90,621)
Miami (OH)	Sept. 13, 2008	L, 27-38	Yager Stadium (Oxford, Ohio - 13,833)
Miami (Fla.)	Aug. 28, 2008	L, 7-52	Dolphin Stadium (Miami, Fla. - 48,119)
Hawaii	Sept. 22, 2007	L, 10-66	Aloha Stadium (Honolulu, Hi. - 37,723)
South Florida	Oct. 18, 2003	L, 7-55	Raymond James Stadium (Tampa, Fla. - 28,365)
South Florida	Nov. 2, 2002	L, 6-56	Raymond James Stadium (Tampa, Fla. - 23,144)

**CSU played South Florida during its inaugural season of 1997 when the Bulls were classified as a Division I-AA program.

Date	Opponent	Score	Att.
Aug 28, 2014	POINT	W 61-9	3759
Sep 06, 2014	NEWBERRY	W 16-10	3914
Sep 11, 2014	CAMPBELL	W 34-10	2636
Sep 20, 2014	THE CITADEL	W 20-18	7954
Sep 27, 2014	at Charlotte	W 47-41	14498

Record:	Overall	Home	Away	Neutral
All games	5-0	4-0	1-0	0-0
Conference	0-0	0-0	0-0	0-0
Non-Conference	5-0	4-0	1-0	0-0

Rushing	gp	att	gain	loss	net	avg	td	lg	avg/g
REYES, Christian	5	77	360	10	350	4.5	4	45	70.0
ROBINSON, Ben	5	38	198	17	181	4.8	1	19	36.2
HOLLOWAY, Mike	5	15	153	0	153	10.2	2	26	30.6
BROWN, Austin	5	38	183	60	123	3.2	3	50	24.6
CRUZ, Alexander	5	11	83	0	83	7.5	0	14	16.6
ALLEN, Adam	2	12	60	0	60	5.0	0	18	30.0
CROGHAN III, Daniel	4	14	50	0	50	3.6	2	8	12.5
HAMMOND, Darius	5	11	46	3	43	3.9	2	11	8.6
FRAZIER, Zachary	2	4	34	0	34	8.5	0	20	17.0
JENKINS, Chris	5	1	9	0	9	9.0	0	9	1.8
SAUNDERS, Dalton	5	1	0	3	-3	-3.0	0	0	-0.6
TEAM	4	5	0	7	-7	-1.4	0	0	-1.8
Total	5	227	1176	100	1076	4.7	14	50	215.2
Opponents	5	182	872	137	735	4.0	5	77	147.0

Passing	gp	effic	comp-att-int	pct	yds	td	lg	avg/g
BROWN, Austin	5	175.35	56-87-1	64.4	859	8	52	171.8
CROGHAN III, Daniel	4	122.93	11-18-1	61.1	117	1	23	29.2
SAUNDERS, Dalton	5	75.20	1-2-0	50.0	6	0	6	1.2
TEAM	4	0.00	0-2-0	0.0	0	0	0	0.0
Total	5	161.64	68-109-2	62.4	982	9	52	196.4
Opponents	5	110.71	57-113-3	50.4	725	4	74	145.0

Receiving	gp	no.	yds	avg	td	lg	avg/g
PERERA, Nathan	5	11	161	14.6	1	39	32.2
KORN, Colton	3	10	139	13.9	0	21	46.3
REYES, Christian	5	9	61	6.8	1	11	12.2
DINKINS, Kenny	5	7	106	15.1	2	51	21.2
PRATER, Nathan	5	7	87	12.4	2	17	17.4
SCOTLAND, Jared	5	6	141	23.5	2	52	28.2
CRUZ, Alexander	5	6	100	16.7	0	35	20.0
ROBINSON, Ben	5	5	73	14.6	0	45	14.6
ROWE, Ray	3	4	69	17.2	0	45	23.0
HOLLOWAY, Mike	5	1	21	21.0	1	21	4.2
CAGLE, Steven	5	1	18	18.0	0	18	3.6
BUFORD, Matt	2	1	6	6.0	0	6	3.0
Total	5	68	982	14.4	9	52	196.4
Opponents	5	57	725	12.7	4	74	145.0

Field Goals	fg	pct.	01-19	20-29	30-39	40-49	50-99	lg	blk
JORDAN, Bryan	0-1	0.0	0-0	0-0	0-0	0-1	0-0	0	0
KENNEDY, David	2-5	40.0	0-0	1-1	1-3	0-1	0-0	32	1

Scoring	td	fg	PAT			dpx	saf	pts
			kick	rush	rcv			
REYES, Christian	5	-	-	-	-	-	-	30
KENNEDY, David	-	2-5	20-22	-	-	-	-	26
BROWN, Austin	3	-	-	-	-	-	-	18
HOLLOWAY, Mike	3	-	-	-	-	-	-	18
HAMMOND, Darius	3	-	-	-	-	-	-	18
PRATER, Nathan	2	-	-	-	-	-	-	12
CROGHAN III, Daniel	2	-	-	-	-	-	-	12
DINKINS, Kenny	2	-	-	-	-	-	-	12
SCOTLAND, Jared	2	-	-	-	-	-	-	12
MIDDLEBROOK, Gabe	1	-	-	-	-	-	-	6
ROBINSON, Ben	1	-	-	-	-	-	-	6
PERERA, Nathan	1	-	-	-	-	-	-	6
TEAM	-	-	-	-	-	1	-	2
JORDAN, Bryan	-	0-1	0-1	-	-	-	-	0
SAUNDERS, Dalton	-	-	-	0-1	-	-	-	0
Total	25	2-6	20-23	0-1	-	-	1	178
Opponents	10	5-6	9-9	1-1	-	1	-	88

Score by Quarters	1st	2nd	3rd	4th	OT	Total
Charleston So.	56	45	39	32	6	178
Opponents	10	23	17	38	0	88

Team Statistics	CSU	OPP
FIRST DOWNS	106	72
Rushing	62	35
Passing	38	27
Penalty	6	10
RUSHING YARDAGE	1076	735
Rushing Attempts	227	182
Average Per Rush	4.7	4.0
Average Per Game	215.2	147.0
TDs Rushing	14	5
PASSING YARDAGE	982	725
Comp-Att-Int	68-109-2	57-113-3
Average Per Pass	9.0	6.4
Average Per Catch	14.4	12.7
Average Per Game	196.4	145.0
TDs Passing	9	4
TOTAL OFFENSE	2058	1460
Average Per Play	6.1	4.9
Average Per Game	411.6	292.0
KICK RETURNS: #-Yards	17-432	26-404
PUNT RETURNS: #-Yards	7-117	7-132
INT RETURNS: #-Yards	3-19	2-33
FUMBLES-LOST	3-1	10-5
PENALTIES-Yards	39-317	37-311
PUNTS-AVG	20-33.5	28-38.5
TIME OF POSSESSION/Game	34:02	25:58
3RD-DOWN Conversions	35/67	18/65
4TH-DOWN Conversions	2/4	3/8

Interceptions	no.	yds	avg	td	lg
McGOWENS, Troy	2	2	1.0	0	2
BLACK, Dylan	1	17	17.0	0	17

Punting	no.	yds	avg	lg	tb	fc	i20	50+	blk
BURNS, Truett	20	671	33.5	48	0	1	6	0	0

Punt Returns	no.	yds	avg	td	lg
HAMMOND, Darius	6	115	19.2	1	74
McGOWENS, Troy	1	2	2.0	0	2
Total	7	117	16.7	1	74
Opponents	7	132	18.9	1	82

Kick Returns	no.	yds	avg	td	lg
HAMMOND, Darius	13	351	27.0	0	46
McGOWENS, Troy	4	81	20.2	0	26
Total	17	432	25.4	0	46
Opponents	26	404	15.5	0	35

All Purpose	g	rush	rcv	pr	kr	ir	total	avg/g
HAMMOND, Dari	5	43	0	115	351	0	509	101.8
REYES, Christia	5	350	61	0	0	0	411	82.2
ROBINSON, Ben	5	181	73	0	0	0	254	50.8
CRUZ, Alexander	5	83	100	0	0	0	183	36.6
HOLLOWAY, Mik	5	153	21	0	0	0	174	34.8
Total	5	1076	982	117	432	19	2626	525.2
Opponents	5	735	725	132	404	33	2029	405.8

Total Offense	g	plays	rush	pass	total	avg/g
BROWN, Austin	5	125	123	859	982	196.4
REYES, Christian	5	77	350	0	350	70.0
ROBINSON, Ben	5	38	181	0	181	36.2
CROGHAN III, Daniel	4	32	50	117	167	41.8
HOLLOWAY, Mike	5	15	153	0	153	30.6
Total	5	336	1076	982	2058	411.6
Opponents	5	295	735	725	1460	292.0



#	Defensive Leaders	gp	Tackles				tfl/yds	Sacks no-yds	Pass defense			Fumbles		blkd	
			ua	a	tot				int-yds	brup	qbh	rcv-yds	ff	kick	saf
6	BROWN, Aaron	5	19	23	42	4.0-9	.	.	2	1	
5	FREEMAN, Demaris	5	21	10	31	1.0-6	.	.	3	1	.	1	.	.	
52	MIDDLEBROOK, Gabe	5	13	14	27	2.0-3	1-2	.	.	1	1-85	.	.	.	
93	LOWRANCE, Isaac	5	9	14	23	0.5-1	
25	JOHNSTON, Zac	5	10	10	20	1.0-1	1-0	.	.	.	
22	JOHNSON, Zack	5	10	8	18	3.0-7	.	.	1	
14	JACKSON, Malcolm	5	12	5	17	1.0-2	.	.	3	.	1-0	.	.	.	
44	BLACK, Dylan	5	6	10	16	2.0-2	.	1-17	1	2	
37	ANDERSON, Davion	5	12	.	12	1.0-6	1-6	.	1	.	.	1	.	.	
36	CURL, D.J.	3	7	4	11	.	.	.	1	.	1-0	.	.	.	
90	BATCHELOR, Caleb	5	5	6	11	1.0-3	.	.	.	1	.	1	.	.	
7	McGOWENS, Troy	5	5	4	9	.	.	2-2	7	
92	DeLOACH, Tre	5	2	5	7	0.5-1	.	.	.	1	
94	SMITH, James	5	2	5	7	0.5-1	
91	SKERSICK, Skyler	5	3	3	6	2.5-22	3-22	
41	RUFF, Bobby	5	5	1	6	1.5-12	1-3	.	.	1	
28	MATHIS, Lorenzo	4	3	3	6	
24	HAMMOND, Darius	5	2	3	5	
30	NWANEGWO, Chris	5	5	.	5	
98	ROGERS, Tanner	5	3	1	4	2.0-17	2-17	.	.	.	1-0	1	.	.	
9	JENKINS, Chris	5	2	2	4	
27	HOLLOWAY, Mike	5	3	.	3	
59	BAILEY, Markeith	5	2	1	3	
43	CRUZ, Zane	3	.	2	2	
15	SCOTLAND, Jared	5	1	1	2	
45	BAILEY, Jermichael	5	1	1	2	
33	SLATON, Jonathan	5	2	.	2	
31	PERKINS, JaJuan	2	2	.	2	
2	ROBINSON, Ben	5	1	1	2	
1	THOMAS, Raymere	5	.	2	2	
20	REYES, Christian	5	1	.	1	
53	HARRELSON, Seth	5	1	.	1	1.0-1	
57	WARD, Jordan	4	.	1	1	
13	VAN BRUNT, Briar	5	1	.	1	
96	RAY, RaSean	3	.	1	1	0.5-3	1-3	
39	ELLIS, Anthony	4	1	.	1	1.0-10	1-10	
23	JACKSON, Corbin	2	.	1	1	
TM	TEAM	4	1	
Total		5	172	142	314	26-107	9-69	3-19	19	8	5-85	4	.	1	
Opponents		5	185	174	359	25-85	3-23	2-33	10	6	1-0	1	2	.	



TEAM STATISTICS

Date	Opponent	Rushing				Receiving				Passing				Kick Returns				Punt Returns				tot off
		no.	yds	td	lg	no.	yds	td	lg	cmp-att-int	yds	td	lg	no.	yds	td	lg	no.	yds	td	lg	
Aug 28	POINT	51	336	6	20	10	166	2	45	10-14-0	166	2	45	2	49	0	26	0	0	0	0	502
Sep 06	NEWBERRY	38	85	0	10	10	176	2	52	10-18-1	176	2	52	4	100	0	46	1	2	0	2	261
Sep 11	CAMPBELL	42	243	3	50	9	162	2	51	9-19-0	162	2	51	3	88	0	39	3	35	0	29	405
Sep 20	THE CITADEL	35	79	1	18	16	194	0	23	16-27-0	194	0	23	1	39	0	39	3	80	1	74	273
Sep 27	at Charlotte	61	333	4	45	23	284	3	45	23-31-1	284	3	45	7	156	0	28	0	0	0	0	617
Opponents		227	1076	14	50	68	982	9	52	68-109-2	982	9	52	17	432	0	46	7	117	1	74	2058
Opponents		182	735	5	77	57	725	4	74	57-113-3	725	4	74	26	404	0	35	7	132	1	82	1460

Games played: 5
 Avg per rush: 4.7
 Avg per catch: 14.4
 Pass efficiency: 161.64
 Kick ret avg: 25.4
 Punt ret avg: 16.7
 All purpose avg/game: 525.2
 Total offense avg/gm: 411.6

Date	Opponent	Tackles				Sacks no-yds	Fumble		Pass Defense			Blkd kick	PAT Attempts						
		ua	a	total	tfl-yds		ff	fr-yds	int-yds	qbh	brup		kick	rush	rcv	saf	pts		
Aug 28	POINT	27	32	59	3.0-19	2-18	1	1-85	0-0	1	4	0	7-9	0	0	0	0	0	61
Sep 06	NEWBERRY	39	28	67	9.0-40	4-20	1	1-0	0-0	2	7	0	2-2	0	0	0	1	16	
Sep 11	CAMPBELL	31	26	57	7.0-28	2-17	0	0-0	1-0	2	3	0	4-4	0	0	0	0	34	
Sep 20	THE CITADEL	30	46	76	1.0-2	0-0	1	2-0	0-0	1	3	0	2-2	0	0	0	0	20	
Sep 27	at Charlotte	45	10	55	6.0-18	1-8	1	1-0	2-19	2	2	0	5-6	0	0	0	0	47	
Opponents		172	142	314	26.0-107	10-63	4	5-85	3-19	8	19	0	20-23	0	0	0	1	178	
Opponents		185	174	359	25.0-85	4-23	1	1-0	2-33	6	10	2	9-9	1	0	0	0	88	

Date	Opponent	Punting							Field Goals			Kickoffs						
		no.	yds	avg	long	blkd	tb	fc	50+	i20	md-att	long	blkd	no.	yds	avg	tb	ob
Aug 28	POINT	1	48	48.0	48	0	0	0	0	0	0-0	0	0	10	569	56.9	1	1
Sep 06	NEWBERRY	8	235	29.4	38	0	0	1	0	3	0-0	0	0	3	178	59.3	0	0
Sep 11	CAMPBELL	4	132	33.0	37	0	0	0	0	1	0-1	0	0	6	356	59.3	0	0
Sep 20	THE CITADEL	4	125	31.2	38	0	0	0	0	1	2-3	32	0	5	259	51.8	0	0
Sep 27	at Charlotte	3	131	43.7	46	0	0	0	0	1	0-2	0	1	7	372	53.1	1	0
Opponents		20	671	33.5	48	0	0	1	0	6	2-6	32	1	31	1734	55.9	2	1
Opponents		28	1079	38.5	54	0	3	2	5	5	5-6	44	0	20	1232	61.6	3	0



OPPONENT STATISTICS

Date	Opponent	Rushing				Receiving				Passing				Kick Returns				Punt Returns				tot off
		no.	yds	td	lg	no.	yds	td	lg	cmp-att-int	yds	td	lg	no.	yds	td	lg	no.	yds	td	lg	
Aug 28	POINT	29	69	0	16	9	83	0	20	9-20-0	83	0	20	8	95	0	19	1	82	1	82	152
Sep 06	NEWBERRY	34	49	0	11	17	174	1	62	17-28-0	174	1	62	3	49	0	19	2	6	0	5	223
Sep 11	CAMPBELL	30	80	0	20	13	143	1	44	13-27-1	143	1	44	6	86	0	21	0	0	0	0	223
Sep 20	THE CITADEL	52	269	2	24	2	20	0	15	2-11-0	20	0	15	5	99	0	35	1	1	0	1	289
Sep 27	at Charlotte	37	268	3	77	16	305	2	74	16-27-2	305	2	74	4	75	0	24	3	43	0	34	573
Charleston So.		182	735	5	77	57	725	4	74	57-113-3	725	4	74	26	404	0	35	7	132	1	82	1460
Charleston So.		227	1076	14	50	68	982	9	52	68-109-2	982	9	52	17	432	0	46	7	117	1	74	2058

Games played: 5
 Avg per rush: 4.0
 Avg per catch: 12.7
 Pass efficiency: 110.71
 Kick ret avg: 15.5
 Punt ret avg: 18.9
 All purpose avg/game: 405.8
 Total offense avg/gm: 292.0

Date	Opponent	Tackles				Sacks no-yds	Fumble		Pass Defense			Blkd kick	PAT Attempts			saf	pts
		ua	a	total	tfl-yds		ff	fr-yds	int-yds	qbh	brup		kick	rush	rcv		
Aug 28	POINT	31	44	75	2.0-6	0-0	0	0-0	0-0	0	0	1	1-1	0	0	0	9
Sep 06	NEWBERRY	29	36	65	7.0-23	1-6	0	0-0	1-0	1	2	0	1-1	0	0	0	10
Sep 11	CAMPBELL	34	30	64	3.0-5	0-0	0	0-0	0-0	1	4	0	1-1	0	0	0	10
Sep 20	THE CITADEL	26	36	62	6.0-26	2-17	0	0-0	0-0	3	1	0	1-1	1	0	0	18
Sep 27	at Charlotte	65	28	93	7.0-25	0-0	1	1-0	1-33	1	3	1	5-5	0	0	0	41
Charleston So.		185	174	359	25.0-85	4-23	1	1-0	2-33	6	10	2	9-9	1	0	0	88
Charleston So.		172	142	314	26.0-107	10-63	4	5-85	3-19	8	19	0	20-23	0	0	1	178

Date	Opponent	Punting								Field Goals			Kickoffs					
		no.	yds	avg	long	blkd	tb	fc	50+	i20	md-att	long	blkd	no.	yds	avg	tb	ob
Aug 28	POINT	5	197	39.4	54	0	0	0	2	0	0-0	0	0	2	126	63.0	0	0
Sep 06	NEWBERRY	7	245	35.0	48	0	1	1	0	3	1-1	20	0	4	229	57.2	0	0
Sep 11	CAMPBELL	8	347	43.4	54	0	2	0	3	1	1-1	44	0	3	189	63.0	0	0
Sep 20	THE CITADEL	5	193	38.6	44	0	0	1	0	1	1-1	26	0	3	186	62.0	2	0
Sep 27	at Charlotte	3	97	32.3	42	0	0	0	0	0	2-3	36	0	8	502	62.8	1	0
Charleston So.		28	1079	38.5	54	0	3	2	5	5	5-6	44	0	20	1232	61.6	3	0
Charleston So.		20	671	33.5	48	0	0	1	0	6	2-6	32	1	31	1734	55.9	2	1



Charleston So. - 2014-15 Football Ranking Summary thru games 10/04/2014

Statistic	National Rank	Conference Rank	Value	National Leader	Value	Conference Leader	Value
3rd Down Conversion Pct (121 ranked)	10	1	0.522	Richmond	0.650	Charleston So.	0.522
3rd Down Conversion Pct Defense (121 ranked)	15	1	0.277	Lafayette	0.211	Charleston So.	0.277
4th Down Conversion Pct (115 ranked)	59	3	0.500	Yale	1.000	Liberty	0.750
				Richmond	1.000		
4th Down Conversion Pct Defense (119 ranked)	33	2	0.375	4 teams tied	0.000	Coastal Caro.	0.364
Blocked Kicks (39 ranked)				William & Mary	5	4 teams tied	1
Blocked Kicks Allowed (120 ranked)	80	5	2	38 teams tied	0	Liberty	0
						Presbyterian	0
Blocked Punts (9 ranked)				8 teams tied	2	Coastal Caro.	1
Blocked Punts Allowed (119 ranked)	1	1	0	77 teams tied	0	5 teams tied	0
Completion Percentage (121 ranked)	27	4	0.624	Harvard	0.750	Coastal Caro.	0.670
Fewest Penalties (121 ranked)	72	5	39	Princeton	11	Gardner-Webb	23
						Presbyterian	23
Fewest Penalties Per Game (121 ranked)	80	5	7.80	Princeton	3.67	Gardner-Webb	3.83
Fewest Penalty Yards (121 ranked)	58	4	31.7	Brown	81	Gardner-Webb	196
Fewest Penalty Yards Per Game (121 ranked)	63	5	63.40	Brown	27.00	Gardner-Webb	32.67
First Downs Defense (121 ranked)	10	1	72	Princeton	53	Charleston So.	72
First Downs Offense (121 ranked)	52	4	106	Eastern Wash.	177	Coastal Caro.	142
Fumbles Lost (121 ranked)	5	1	1	4 teams tied	0	Charleston So.	1
Fumbles Recovered (107 ranked)	28	3	5	Albany (NY)	10	Liberty	7
						Monmouth	7
Kickoff Return Defense (121 ranked)	7	1	15.54	Yale	11.47	Charleston So.	15.54
Kickoff Returns (121 ranked)	13	3	25.41	Illinois St.	34.57	Monmouth	28.36
Net Punting (121 ranked)	120	6	26.95	Montana St.	43.81	Presbyterian	36.68
Passes Had Intercepted (121 ranked)	10	1	2	Morgan St.	0	Charleston So.	2
				Citadel	0	Presbyterian	2
Passes Intercepted (114 ranked)	88	6	3	Northern Colo.	13	Gardner-Webb	9
Passing Offense (121 ranked)	71	5	196.4	Eastern Wash.	370.7	Monmouth	287.2
Passing Yards Allowed (121 ranked)	5	1	145.0	Tennessee St.	130.2	Charleston So.	145.0
Passing Yards per Completion (121 ranked)	13	1	14.44	Illinois St.	20.64	Charleston So.	14.44
Punt Return Defense (121 ranked)	116	6	18.86	Butler	-1.00	Presbyterian	5.38
Punt Returns (121 ranked)	13	2	16.71	Chattanooga	34.40	Presbyterian	17.13
Red Zone Defense (118 ranked)	93	4	0.875	Sacred Heart	0.364	Presbyterian	0.647
Red Zone Offense (121 ranked)	15	1	0.909	5 teams tied	1.000	Charleston So.	0.909
Rushing Defense (121 ranked)	37	2	147.0	Princeton	67.0	Monmouth	112.8
Rushing Offense (121 ranked)	21	1	215.2	Cal Poly	335.6	Charleston So.	215.2
Sacks Allowed (121 ranked)	4	1	0.60	Citadel	0.20	Charleston So.	0.60
Scoring Defense (121 ranked)	19	2	17.6	Illinois St.	7.8	Coastal Caro.	14.3
Scoring Offense (121 ranked)	17	1	35.6	Yale	51.3	Charleston So.	35.6
Tackles for Loss Allowed (121 ranked)	33	3	5.00	North Dakota St.	2.40	Liberty	3.00
Team Passing Efficiency (121 ranked)	8	1	161.64	Illinois St.	196.12	Charleston So.	161.64
Team Passing Efficiency Defense (121 ranked)	29	2	110.71	Tennessee St.	73.88	Coastal Caro.	92.38
Team Sacks (120 ranked)	63	4	1.80	Tennessee St.	4.17	Monmouth	2.60
Team Tackles for Loss (121 ranked)	77	5	5.2	Stony Brook	12.0	Monmouth	6.6
Time of Possession (121 ranked)	3	1	34:02	North Dakota St.	34:04	Charleston So.	34:02
				Villanova	34:04		
Total Defense (121 ranked)	12	1	292.0	Stony Brook	229.8	Charleston So.	292.0
Total Offense (121 ranked)	42	4	411.6	Yale	631.0	Monmouth	434.4
Turnover Margin (121 ranked)	15	3	1.00	Albany (NY)	2.40	Monmouth	1.40
Turnovers Gained (120 ranked)	56	5	8	N.C. A&T	20	Gardner-Webb	13
						Monmouth	13
Turnovers Lost (119 ranked)	3	1	3	Albany (NY)	2	Charleston So.	3
				Dartmouth	2		
Winning Percentage (111 ranked)	1	1	1.000	7 teams tied	1.000	Coastal Caro.	1.000
						Charleston So.	1.000

CSU**RUSHING**

30 attempts – 34, C. Reyes @ Appalachian State 09/28/13 (School Record)
200 yards – 226, A. Copeland vs. West Virginia Wesley College 10/15/05
4 TDs – T. Allen vs. Presbyterian 10/20/12
3 TDs - C. Reyes vs. Charlotte 9/27/14
Two 100-yard performances (same game)
135, M. Dixon, 105, C. Reyes @ Campbell, 9/14/13
Back-to-Back 100-yard Games – C. Reyes, 181 vs. Charlotte 10/26/13
114 @ Presbyterian 11/2/, Reyes 24-117 and two TDs vs. CCU 11/9

PASSING

30-39 attempts – 33, A. J. Toscano at Gardner-Webb 10/17/2009
40-49 attempts – 48, R. Mounce vs. Coastal Carolina 11/12/11
50 attempts – 53, A. Trudnowski vs. VMI 10/23/10
20-29 completions – 27, R. Mounce vs. Coastal Carolina 11/12/11
30-39 completions – 34, E. Byrd vs. North Greenville 9/29/07
300 yards – 397, R. Mounce vs. Coastal Carolina 11/12/11
400 yards – 419, C. Drafts vs. Allen 11/6/04
3 TDs – M. Dixon vs. VMI 10/13/12
4 TDs – R. Mounce vs. Coastal Carolina 11/12/11
5 TDs – C. Drafts vs. The Citadel 9/9/2006

RECEIVING

10+ receptions – 10, N. Perera vs. Jacksonville 09/08/12
150 yards – 232, N. Perera vs. Stony Brook 11/05/11
200 yards – 232, N. Perera vs. Stony Brook 11/05/11
Two 100-yard performances (same game) – 134, N. Perera;
105, C. Jones vs. Jacksonville 09/08/12

TOTAL OFFENSE

600 yards - 617, Charlotte - 9/27/14, 641, Allen - Nov., 2004 (School Record)
500 yards - 502 vs. Point - 8/28/14
400 yards – 405, vs. Campbell 9/11/14

FIELD GOALS

50 yards – 51, J. Paglia vs. Stony Brook 11/14/09
4 FG made – N. Ellis vs. Savannah St. 10/06/07

TOUCHDOWN RETURNS (YARDAGE)

Kickoff - 81, G. Stevenson vs. Gardner-Webb 10/16/10
Punt - 74, D. Hammond vs. Citadel 9/20/14
Interception – 100, Harvey at Presbyterian 11/07/09
Fumble – 77, J. Ross at Gardner-Webb, 10/27/07
Blocked Field Goal – 68, P. Ashley vs. JCSU 09/15/07
Blocked Punt – 22, A. Wald at VMI 10/15/11

RUN/PASS DISTANCE

90-yard run – 90, A. Singleton at Austin Peay 10/14/00
60-yard run – 69, M. Dixon vs. Gardner Webb 11/10/12
50-yard run – 50, A. Brown vs. Campbell 9/11/14
40-yard run – 45, C. Reyes vs. Charlotte, 9/27/14
90-yard pass – 92, J. Stills vs. Austin Peay 10/13/01
80-yard pass – 81, C. Drafts vs. Gardner-Webb 11/04/06
70-yard pass – 72, M. Dixon to N. Perera vs. Jacksonville 09/08/12
60-yard pass – 64, M. Dixon to Kevin Glears at The Citadel 08/31/13

TEAM

Shutout opponent at Home – vs. North Greenville 09/26/09
Shutout opponent on road – at Coastal Carolina 11/15/08
Played Overtime – vs. Charlotte (W, 47-41) 9/27/14, Stony Brook, 11/14/09
Forced five turnovers – at Presbyterian 11/07/09
Scored a safety - I. Lowrance (forced intentional grounding in end zone), vs. Newberry 9/6/14
Game-winning field goal – C. Mitchell (29 yards), at The Citadel 08/31/13
Blocked a punt - C. Archie @ VMI, 10/15/11
Scored 40 points – 47 vs. Charlotte 9/27/14
Scored 50 points – 58, vs. Allen 11/06/04
Scored 60 points - 61, vs. Point 8/28/14
Blocked a field goal – 2, (Dylan Black and Will Hunt) vs. North Greenville 10/5/13

OPPONENTS**RUSHING**

30 + attempts – 33, L. Byrd at Presbyterian 11/07/09
200 yards – 274, L. Byrd at Presbyterian 11/07/00
4 TDs – M. Adkins II, at Colorado 10/19/13
3 TDs – A. Allen, at Liberty 11/03/12
Two 100-yard performances (same game)
109, D. Rouse; 102, L. Byrd, vs. Presbyterian 10/20/12

PASSING

30-39 attempts – 36, H. McMath @ Presbyterian 11/2/13
40-49 attempts – 41, S. Doolittle vs. Gardner-Webb 10/04/08
20-29 completions – 21, E. Kordenbrock vs. VMI 10/12/13
300 yards – 334, N. Hughes, vs. North Greenville 10/5/13
3 TDs – M. Brown, at Liberty 10/09/10
4 TDs – E. J. Manuel, at Florida St. 9/10/11
5 TDs – K. Essington, at Stony Brook 10/06/12
6 TDs – B. Moniz, at Hawaii 9/25/10
4+ interceptions – N/A

RECEIVING

10+ receptions – 13, F. Martino vs. North Greenville 10/05/13
200+ yards – 214, K. Norrell at Stony Brook 10/06/12
150-179 yards – 179, F. Martino vs. North Greenville 10/05/13
140-149 yards – 149, J. Turner vs. Jacksonville 10/26/02
130-139 yards – 131, G. Salas at Hawaii 9/25/10
3 TDs – J. Gush, at Stony Brook 10/06/12

TOTAL OFFENSE

500 yards - 527, at The Citadel 9/01/12
400 yards – 416, at Colorado 10/19/13

FIELD GOALS

50+ yards – 50, M. Bevins vs. Liberty 10/24/09
5 FG attempts – M. Sharpe, at VMI 10/11/03

TOUCHDOWN RETURNS

Kickoff – 93, C. Walden at Jacksonville 9/17/11
Punt – 82, B. Robertson vs. Point 8/28/14
Interception – 39, J. Dewhirst vs. Jacksonville 9/08/12
Fumble – 70, J. Washington vs. VMI 10/13/12

RUN/PASS DISTANCE

70-yard run – 77, S. Koudossou vs. Wesley 10/01/11
60-yard run – 64, B. Moon at Shorter 9/22/12
50-yard run – 53, B. Moon vs. Shorter 9/07/13
90-yard pass – 91, B. Parson vs. Liberty 11/10/01
80-yard pass – 87, K. Hughes 11/03/07
70-yard pass – 71, E. Moeller 9/29/07
60-yard pass - 62, J. Swindler vs. Newberry 9/06/2014

TEAM

Shutout Charleston Southern on road – Illinois 9/12/12
Scored 30-39 points – 31, vs. Jacksonville 09/08/12
Scored 40-49 points – 41, at Charlotte (OT) 9/27/14 - 43, at Colorado 10/19/13
Scored 50-59 points – 50, vs. Stony Brook 11/05/11
Scored 60+ points – 62 – at Florida St. 9/10/11
Scored safety – Citadel team (errant snap on punt), at The Citadel 8/31/13
Blocked a field goal – C. Copeland, vs. VMI 10/13/12