

OLEMISSSPORTS.COM  
 OLEMISSHOOPS.COM  
 @OLEMISSSPORTS  
 @OLEMISSWBB  
 @MINSELL  
 FACEBOOK.COM/OLEMISSSPORTS  
 FACEBOOK.COM/OLEMISSWBB  
 INSTAGRAM/@OLEMISSWBB

# 2015-16 WOMEN'S BASKETBALL GAME NOTES



#OLEMISS  
 #HOTTYTODDY  
 #GOREBELS  
 #RISEUP  
 #PACKTHETAD  
 #NOCEILINGS

Ole Miss Athletics Media & Public Relations • 908 All American Drive • University, MS 38677 • 662-915-7522

**WBB CONTACT:** Jessica Poole • **OFFICE:** (662) 915-7896 • **CELL:** 662-816-3877 • **EMAIL:** jepoole1@olemiss.edu

## GAME 30: VS. VANDERBILT (SEC TOURNAMENT)

JACKSONVILLE, FLA.

### 2015-16 SCHEDULE

DATE	RK	OPPONENT	TV	TIME/RESULT
N6		CHRISTIAN BROTHERS+	SECN+	W, 100-53
N13		MISSISSIPPI VALLEY^	SECN+	W, 97-61
N15		UL-LAFAYETTE	SEC	L, 82-78
N19		MISSOURI STATE	SECN+	L, 91-78
N22		at Middle Tennessee	FOX	L, 84-75
N27		at Stony Brook		W, 72-57
N29		at Wagner		W, 86-49
D2	-/RV	WESTERN KENTUCKY	SECN+	W, 59-53
D6		ARKANSAS-PINE BLUFF	SECN+	W, 80-45
D12		at Southern Miss		L, 57-38
D14		NEW ORLEANS	SECN+	W, 97-59
D16		TULANE	SECN+	L, 61-59
D19		MCNEESE STATE	SECN+	W, 96-56
D29		ALABAMA A&M	SECN+	W 103-42
J3		VANDERBILT*	SECN+	W, 55-52
J7		at LSU*	SEC	L, 76-57
J10	RV/RV	FLORIDA#	SEC	L, 85-65
J14	11/11	at Texas A&M*	SECN+	L, 81-58
J18	16/16	at Mississippi State*	SEC	L, 79-51
J21	15/14	KENTUCKY*	SEC	W, 73-65
J28	3/2	at South Carolina	SECN+	L, 81-62
J31	24/24	MISSOURI*	SEC	L, 60-46
F4		at Alabama*	SECN+	L, 48-37
F7		at Georgia*	SECN+	L, 70-56
F11		AUBURN*	SECN+	L, 65-60
F15	11/11	TEXAS A&M*	SEC	L, 62-48
F18	RV/-	at Tennessee*	SECN+	L, 57-51
F21	16/16	MISSISSIPPI STATE*	ESPN2	L, 60-51
F25	3/2	SOUTH CAROLINA*	SEC	L, 66-45
F28		at Arkansas*	SEC	L, 60-49
SEC TOURNAMENT - JACKSONVILLE, FLA.				
M2		vs. Vanderbilt	SEC	12:30 pm

\*SEC Game  
 +-Exhibition game  
 ^-13th annual School Kids Game  
 #-The Pavilion at Ole Miss Opening Weekend  
 ! SEC Tournament (Jacksonville, Fla.)  
**Rankings:** AP/USA Today  
**TV Codes:** SECN+ - SEC Network+ (WEB); SEC- SEC Network;  
 Fox- Fox Sports

All Times Central/Home Games in BOLD CAPS

### FOLLOW THE REBELS ON SOCIAL MEDIA

OleMissHoops.com      Twitter.com/OleMissWBB  
 Twitter.com/OleMissNow      Facebook/OleMissWBB  
 OleMissSportsBlog.com      Instagram: OleMissWBB  
 Facebook.com/OleMissSports



**Ole Miss Rebels**  
 (10-19, 2-14 SEC)  
**Head Coach:** Matt Insell  
**Career:** Third Season  
**at UM:** 41-53/**Career:** 41-53

**Date:** Wednesday, March 2  
**Time:** 1:30 PM ET/12:30 PM CT  
**Location:** Jacksonville, Fla.  
**Arena:** Veterans Memorial (19,200)  
**Television:** SEC Network  
*Paul Sunderland, Play-by-Play*  
*Carolyn Peck, Analyst*  
*Steffi Sorrenson, Sideline*  
**Radio:** 105.1 FM/105.5 FM  
*Graham Doty, Play-by-Play*  
*Armintie Herrington, Analyst*  
**Radio:** Sirius 145/XM 190/Online 963  
**Live Audio:** OleMissSports.com  
**Series Information:** VU leads, 29-16  
**Last Meeting:** OM, 55-53 (1/3/16)








**Vanderbilt Commodores**  
 (16-13, 5-11 SEC)  
**Head Coach:** Melanie Balcomb  
**Career:** 22nd Season  
**at VU:** 308-148/**Career:** 471-252

### STARTING FIVE

- Ole Miss dropped a 60-49 contest to Arkansas in Fayetteville on Sunday afternoon. **Shandricka Sessom** led the Rebels with a game-high 19 points, while **Madinah Muhammad** posted 14 points in the loss for her 11th game in double figures. **Shequila Joseph** added 10 rebounds, tying her career-high.
- For the second time in her career, **Shequila Joseph** posted double-figure rebounds with 10 against Arkansas. Joseph also posted 10 rebounds against Missouri State this season and has grabbed more than five rebounds on eight occasions this season.
- Ole Miss enters the SEC Tournament looking to stop its current 10-game skid and advance to the second round for the second time in the last three years. Ole Miss last won an SEC Tournament game in 2014 with a 63-62 thriller over Arkansas.
- Ole Miss is the youngest team in the SEC this season. Ole Miss has 11 players on the roster and eight are freshmen or sophomores. The Rebels are the lone team in the SEC without a senior and Ole Miss has only two players who have been in the program for more than two years in **Shequila Joseph** and **Bretta Hart**.
- Ole Miss and Vanderbilt will be meeting in the first round of the SEC Tournament for the first time in Wednesday's matchup. Vanderbilt leads the series in the SEC Tournament, 4-0, but this will be the first meeting for the teams in the tournament since 1998.

### OLE MISS PROJECTED STARTERS (BASED ON PREVIOUS GAME)

	PTS	REB	AST	S	FG%	FT%
 <b>G • 3 • A'QUEEN HAYES</b> 5-8   So.   Horn Lake, Miss.   Horn Lake HS	6.4	5.3	2.9	1.6	.350	.548
 <b>F • 11 • SHEQUILA JOSEPH</b> 6-3   Jr.   London, England   Barking Abby	6.4	4.3	0.6	0.8	.342	.632
 <b>G • 20 • MADINAH MUHAMMAD</b> 5-8   Fr.   Chicago, Ill.   Whitney Young HS	7.6	1.4	0.8	0.8	.291	.788
 <b>G • 23 • SHANDRICKA SESSOM</b> 5-10   So.   Byhalia, Miss.   Byhalia HS	15.6	5.2	1.8	1.4	.376	.769
 <b>F • 24 • BRETТА HART</b> 6-1   Jr.   Poplarville, Miss.   Bay HS	4.4	5.6	0.2	1.2	.472	.387

**QUICK FACTS**

**Name** ..... The University of Mississippi (Ole Miss)  
**Nickname** ..... Rebels  
**Location** ..... Oxford, Mississippi  
**Founded** ..... November 6, 1848  
**Enrollment** ..... 23,838  
**School Colors** ..... Cardinal Red and Navy Blue  
**Mascot** ..... Rebel  
**Chancellor** ..... Jeffrey S. Vitter  
**Faculty Representative** ..... Dr. Ron Rychlak  
**Athletics Director** ..... Ross Bjork  
**Head Basketball Coach** ..... Matt Insell  
**Conference** ..... Southeastern (SEC)  
**Home Arena** ..... The Pavilion at Ole Miss  
**Capacity** ..... 9,500  
**2014-15 Record** ..... 19-14  
**SEC Record/Finish** ..... 7-9/T7th  
**Lettermen Returning/Lost** ..... 7/5  
**Starters Returning/Lost** ..... 2/3  
**Newcomers** ..... 6

**MEDIA SERVICES**

**CREDENTIALS**

Please contact the Athletics Media Relations Office for game credentials. Requests for credentials should be emailed to [jepoole1@olemiss.edu](mailto:jepoole1@olemiss.edu) and will be limited to working members of the media. The media will-call table is located in the southwest corner of The Pavilion. From outside, it is the lower entrance off Hill Drive that is closest to the parking garage. For those parking inside the garage, media will-call is located on Level 1 of the parking garage (P1 on elevators). The media entrance will open two hours prior to tip off. Space problems on press row do occur because of lack of seating. As a result, priority will be given to media representatives that cover Ole Miss basketball on a regular basis. Credentials are non-transferable. Unauthorized use is strictly prohibited.

**INTERVIEW POLICY**

All interview requests — coaches and players — MUST be coordinated through the Athletics Media & Public Relations office. During the week, head coach Matt Insell and Rebel players will generally be available for interview after practice Monday-Friday unless arranged otherwise. Please email or text your player requests to Jessica Poole by 5 p.m. of the day prior to interviews. There will be no gameday player interviews until after the game. Head coach Matt Insell will be available on gameday (if requested) after the teams shootaround.

**PRACTICE POLICY**

Ole Miss basketball practices are open to the media. Please contact Jessica Poole if you plan on attending practice, at least 24 hours before you plan to attend. The Ole Miss women's basketball schedule is subject to change, but practice is normally from 2 p.m.-4 p.m. at the Basketball Practice Facility. Please contact Jessica Poole with any questions.

**POSTGAME INTERVIEWS**

Both team locker rooms are **CLOSED** to the media following the game, by facility policy. Coach Insell will address the media approximately 10 minutes after the game. Selected players will be brought into the interview room with the head coach. Visiting coach and player interviews will be coordinated through the visiting team's media relations contact.

**Ole Miss Rebels Roster**

No.	Name	Cl.	Pos.	Ht.	Hometown/Previous School
00	Kiara Golden	So.	G	5-8	Olive Branch, Miss./Center Hill HS
2	Jonell Williams	Fr.	F/C	6-3	Palatka, Fla./Palatka HS
3	A'Queen Hayes	So.	G	5-8	Horn Lake, Miss./Horn Lake HS
5	Erika Sisk	Jr.	G	5-9	Oxford, Miss./Murray State/Oxford HS
10	Cecilia Muhate Pena	Fr.	F/C	6-2	Madrid, Spain/Arturo Soria
11	Shequila Joseph	Jr.	F	6-3	London, England/Barking Abby School
20	Madinah Muhammad	Fr.	G	5-8	Chicago, Ill./Whitney Young HS
21	Chrisae Rowe	R-So.	G	5-9	Riverside, Calif./Kentucky/Santiago HS
23	Shandricka Sessom	So.	G	5-10	Byhalia, Miss./Byhalis HS
24	Bretta Hart	Jr.	F	6-1	Poplarville, Miss./Bay HS
25	Alissa Alston	Fr.	G	5-8	New Haven, Conn./Upper Room Christian Academy
44	Torri Lewis	Fr.	G	5-11	Olive Branch, Miss./Home School (MHEA)

**Coaching Staff**

Matt Insell — Head Coach (Middle Tennessee State, 2007), Third Season  
 Alex Simmons — Assistant Coach (Tennessee, 2008), Third Season  
 Todd Schaefer — Assistant Coach (Thomas More, 1998), Third Season  
 Brittany Hudson — Assistant Coach (Georgia State, 2008), Second Season  
 Eric White — Director of Operations (Montevallo, 1996), Third Season

Pronunciation Chart		
<b>SHEQUILA</b>	Joseph	Sha-key-la
<b>A'QUEEN</b>	Hayes	A-Queen
<b>SHANDRICKA</b>	Sessom	Shan-(Like Man)-dre-ka
<b>MADINAH</b>	Muhammad	MA-Dean-A
<b>CECILIA MUHATE PENA</b>		Sa-seal-ya MOO-haut-E PAIN-Ya
<b>JONELL</b>	Williams	JON-L

**Alphabetical Roster**

25	Alissa Alston	G	5-8
00	Kiara Golden	G	5-8
24	Bretta Hart	F	6-1
3	A'Queen Hayes	G	5-8
11	Shequila Joseph	F	6-3
44	Torri Lewis	G	5-11
20	Madinah Muhammad	G	5-8
10	Cecilia Muhate Pena	F/C	6-2
23	Shandricka Sessom	G	5-10
5	Erika Sisk	G	5-9
2	Jonell Williams	F/C	6-3

**Roster Breakdown**

State	
Connecticut (1)	Alston
Florida (1)	Williams
Illinois (1)	Muhammad
Mississippi (6)	Golden, Hart, Hayes, Lewis, Sisk, Sessom
International (2)	Joseph, Muhate Pena

**Class**

Juniors (3)	Hart, Joseph, Sisk
Sophomores (3)	Golden, Hayes, Sessom
Freshmen (5)	Alston, Lewis, Muhammad, Muhate Pena, Williams

**Height**

6-3	Joseph, Williams
6-2	Muhate Pena
6-1	Hart
5-11	Lewis
5-10	Sessom
5-9	Sisk
5-8	Golden, Hayes, Alston, Muhammad

**Major**

Undeclared	Alston, Golden, Lewis
General Studies	Hart, Hayes, Sisk
Exercise Science	Joseph, Muhammad, Sessom
Biological Science	Williams
Psychology	Muhate Pena

**Game Day Services**

Flipcards, game notes, updated stats and media guides (if available) will be available before the game. In game statistics will be provided via live stat monitors or passed out at media timeouts to electronic media. Full statistical books will be available soon after the game.

**Media Timeouts**

In the new format media timeouts (2:45 in length) will be taken in the following manner:  
 -One per quarter  
 (First called timeout prior to the 5 min mark or the first deadball at or below the 5 min mark)  
 -Quarter breaks may be used as media timeout

-First called timeout in the second half becomes a media timeout.  
 -If it is a free throw situation, the shots will be taken following the timeout per NCAA regulations












**Radio Lines**

The Ole Miss Media Relations office has phone lines available to visiting radio stations on a first-come, first-serve basis. Priority will be given to commercial radio over student radio

**In-Game Updates**

For in-game updates follow @OleMissWBB on Twitter.

OLE MISS BROADCAST NOTES (GRAY DENOTES PROBABLE STARTERS)

00 G		<p><b>KIARA GOLDEN</b> 5-8   So.   Olive Branch, Miss.   Center Hill</p> <table border="1"> <thead> <tr> <th>PTS</th> <th>REB</th> <th>AST</th> <th>S</th> <th>FG%</th> <th>FT%</th> </tr> </thead> <tbody> <tr> <td>3.2</td> <td>1.1</td> <td>0.5</td> <td>0.9</td> <td>.311</td> <td>.385</td> </tr> </tbody> </table>	PTS	REB	AST	S	FG%	FT%	3.2	1.1	0.5	0.9	.311	.385	<p><b>LAST GAME:</b> DNP - Coaches Decision <b>NOTES:</b> Cousin is Anfernee "Penny" Hardway. No. 3 pick in the 1993 NBA Draft ... Father, LaMarcus Golden, played basketball at Tennessee and Memphis.</p>
PTS	REB	AST	S	FG%	FT%										
3.2	1.1	0.5	0.9	.311	.385										
2 F/C		<p><b>JONELL WILLIAMS</b> 6-3   Fr.   Palatka, Fla.   Palatka</p> <table border="1"> <thead> <tr> <th>PTS</th> <th>REB</th> <th>AST</th> <th>S</th> <th>FG%</th> <th>FT%</th> </tr> </thead> <tbody> <tr> <td>2.7</td> <td>4.4</td> <td>0.1</td> <td>0.4</td> <td>.395</td> <td>.542</td> </tr> </tbody> </table>	PTS	REB	AST	S	FG%	FT%	2.7	4.4	0.1	0.4	.395	.542	<p><b>LAST GAME:</b> Played 1 mins at Arkansas <b>NOTES:</b> Has grabbed a rebound in 13 of 16 outings ... Scored first career points vs. Missouri State ... Most rebounds by a freshman in their debut since Arminie Price's 11 rebs in 2004-05 with 9 vs. Mississippi Valley State ... Father is John L. Williams, who played football at Florida and spent 10 years in the NFL with the Seahawks and Steelers.</p>
PTS	REB	AST	S	FG%	FT%										
2.7	4.4	0.1	0.4	.395	.542										
3 G		<p><b>A'QUEEN HAYES</b> 5-8   So.   Horn Lake, Miss.   Horn Lake</p> <table border="1"> <thead> <tr> <th>PTS</th> <th>REB</th> <th>BLK</th> <th>AST</th> <th>FG%</th> <th>FT%</th> </tr> </thead> <tbody> <tr> <td>6.4</td> <td>5.3</td> <td>0.1</td> <td>2.9</td> <td>.350</td> <td>.548</td> </tr> </tbody> </table>	PTS	REB	BLK	AST	FG%	FT%	6.4	5.3	0.1	2.9	.350	.548	<p><b>LAST GAME:</b> Played 21 mins at Arkansas ... 7 rebs, 5 pts and 4 assts <b>NOTES:</b> Named College Sports madness SEC Player of the Week (Jan. 25) ... Currently on 50-game rebounding streak ... Has scored in 26 of 27 games this season ... Member of All-SEC Freshman Team last season.</p>
PTS	REB	BLK	AST	FG%	FT%										
6.4	5.3	0.1	2.9	.350	.548										
5 G		<p><b>ERIKA SISK</b> 5-9   Jr.   Oxford, Miss.   Murray St.</p> <table border="1"> <thead> <tr> <th>PTS</th> <th>REB</th> <th>AST</th> <th>S</th> <th>FG%</th> <th>FT%</th> </tr> </thead> <tbody> <tr> <td>7.9</td> <td>3.1</td> <td>2.8</td> <td>2.3</td> <td>.339</td> <td>.703</td> </tr> </tbody> </table>	PTS	REB	AST	S	FG%	FT%	7.9	3.1	2.8	2.3	.339	.703	<p><b>LAST GAME:</b> Came off the bench for first time; snapping streak of 90 consecutive games started ... Played 18 mins at Arkansas ... 2 rebs and 1 stl <b>NOTES:</b> Averaging 7.9 PPG ... No. 3 in the SEC in steals (2.3) ... 73 points away from 1,000 ... Has played 91 consecutive games with 90 starts (includes games at Murray State)</p>
PTS	REB	AST	S	FG%	FT%										
7.9	3.1	2.8	2.3	.339	.703										
10 G		<p><b>CECILIA MUHATE PENA</b> 6-2   Fr.   Madrid, Spain   Arturo Soria</p> <table border="1"> <thead> <tr> <th>PTS</th> <th>REB</th> <th>AST</th> <th>S</th> <th>FG%</th> <th>FT%</th> </tr> </thead> <tbody> <tr> <td>2.1</td> <td>2.9</td> <td>0.4</td> <td>0.5</td> <td>.487</td> <td>.409</td> </tr> </tbody> </table>	PTS	REB	AST	S	FG%	FT%	2.1	2.9	0.4	0.5	.487	.409	<p><b>LAST GAME:</b> Played 17 mins ... 4 rebs and 1 stl ... First game since the Texas A&amp;M game (2/15); missed three games with concussion like symptoms <b>NOTES:</b> Went 4-of-4 from the floor for a career-high 8 pts vs. South Carolina ... From Madrid, Spain ... Won gold medal this summer with Spain's U18 FIBA Euro Wold Championship team.</p>
PTS	REB	AST	S	FG%	FT%										
2.1	2.9	0.4	0.5	.487	.409										
11 G		<p><b>SHEQUILA JOSEPH</b> 6-3   Jr.   London, England   Barking Abby</p> <table border="1"> <thead> <tr> <th>PTS</th> <th>REB</th> <th>AST</th> <th>BLK</th> <th>FG%</th> <th>3FG%</th> </tr> </thead> <tbody> <tr> <td>6.4</td> <td>4.3</td> <td>0.6</td> <td>0.4</td> <td>.342</td> <td>.279</td> </tr> </tbody> </table>	PTS	REB	AST	BLK	FG%	3FG%	6.4	4.3	0.6	0.4	.342	.279	<p><b>LAST GAME:</b> Played 35 mins at Arkansas ... 10 rebs and 6 pts ... 10 rebs ties her career-high, a mark she has hit twice ... 2-of-5 from 3-PT ... Has had a three-pointer in 11 of last 13 gms <b>NOTES:</b> SEC Player of the Week (Jan. 26) ... 5 3-PT FGs vs. Kentucky is most since freshman season ... 3 career games of 20+ points, 2 this season ... Played with the British and English youth national teams, participating in FIBAS competition.</p>
PTS	REB	AST	BLK	FG%	3FG%										
6.4	4.3	0.6	0.4	.342	.279										
20 G		<p><b>MADINAH MUHAMMAD</b> 5-8   Fr.   Chicago, Ill.   Whitney Young</p> <table border="1"> <thead> <tr> <th>PTS</th> <th>REB</th> <th>AST</th> <th>FG%</th> <th>3FG%</th> <th>FT%</th> </tr> </thead> <tbody> <tr> <td>7.6</td> <td>1.4</td> <td>0.8</td> <td>.291</td> <td>.283</td> <td>.788</td> </tr> </tbody> </table>	PTS	REB	AST	FG%	3FG%	FT%	7.6	1.4	0.8	.291	.283	.788	<p><b>LAST GAME:</b> Played 31 mins at Arkansas ... 14 pts, 4 assts and 2 rebs ... 11th game in double figures and second consecutive <b>NOTES:</b> Ole Miss' second leading scorer in SEC play with 8.4 ppg with 20-pt games against Texas A&amp;M and South Carolina ... Comes to Oxford from Chicago, Ill. and Whitney Young High School ... Won a state championship.</p>
PTS	REB	AST	FG%	3FG%	FT%										
7.6	1.4	0.8	.291	.283	.788										
23 F		<p><b>SHANDRICKA SESSOM</b> 5-10   So.   Byhalia, Miss.   Byhalia</p> <table border="1"> <thead> <tr> <th>PTS</th> <th>REB</th> <th>AST</th> <th>S</th> <th>FG%</th> <th>FT%</th> </tr> </thead> <tbody> <tr> <td>15.6</td> <td>5.2</td> <td>1.8</td> <td>1.4</td> <td>.376</td> <td>.769</td> </tr> </tbody> </table>	PTS	REB	AST	S	FG%	FT%	15.6	5.2	1.8	1.4	.376	.769	<p><b>LAST GAME:</b> Back in the starting lineup ... Played 40 mins at Arkansas ... 19 pts, 4 rebs, 1 ast and 1 stl ... 15.0 ppg over last five games ... 24th game in double figures and fourth time in last five outings <b>NOTES:</b> Averaging a team-best 15.6 PPG, No. 6 in SEC ... Has scored in last 29 games dating back to 2014-15 season ... Currently on a 29-game rebounding streak dating back to last season ... C Spire Gillom Trophy finalist - given to best collegiate women's basketball player in Mississippi named after Peggie Gillom</p>
PTS	REB	AST	S	FG%	FT%										
15.6	5.2	1.8	1.4	.376	.769										
24 F		<p><b>BRETTA HART</b> 6-1   Jr.   Poplarville, Miss.   Bay</p> <table border="1"> <thead> <tr> <th>PTS</th> <th>REB</th> <th>AST</th> <th>BLK</th> <th>FG%</th> <th>FT%</th> </tr> </thead> <tbody> <tr> <td>4.4</td> <td>5.6</td> <td>0.2</td> <td>1.2</td> <td>.472</td> <td>.387</td> </tr> </tbody> </table>	PTS	REB	AST	BLK	FG%	FT%	4.4	5.6	0.2	1.2	.472	.387	<p><b>LAST GAME:</b> Started ... Played 27 mins at Arkansas ... 7 rebounds, 4 pts and 3 blks ... 16th game of 5 or more rebounds and four time with 5+ rebounds in the last six games <b>NOTES:</b> Career-high 19 rebs and 3 blks vs. UL-Lafayette ... One pt shy of second career double-double vs. UL-Lafayette ... Owns the No. 2 and No. 3 rebounding performances in the SEC this season (19 vs. ULL, 18 vs. WKU) ... Has grabbed a rebound in 28 of the last 30 games dating back to last season</p>
PTS	REB	AST	BLK	FG%	FT%										
4.4	5.6	0.2	1.2	.472	.387										
25 F		<p><b>ALISSA ALSTON</b> 5-8   Fr.   New Haven, Conn.   Upper Room Christian Academy</p> <table border="1"> <thead> <tr> <th>PTS</th> <th>REB</th> <th>AST</th> <th>BLK</th> <th>FG%</th> <th>FT%</th> </tr> </thead> <tbody> <tr> <td>4.2</td> <td>1.6</td> <td>1.6</td> <td>0.1</td> <td>.279</td> <td>.524</td> </tr> </tbody> </table>	PTS	REB	AST	BLK	FG%	FT%	4.2	1.6	1.6	0.1	.279	.524	<p><b>LAST GAME:</b> Played 6 mins at Arkansas ... 1 pt <b>NOTES:</b> Scoreless against Texas A&amp;M, snapped 14-game scoring streak ... Comes to Oxford from New Haven, Conn. ... Played prep ball at Upper Room Christian Academy on Long Island.</p>
PTS	REB	AST	BLK	FG%	FT%										
4.2	1.6	1.6	0.1	.279	.524										
44 G		<p><b>TORRI LEWIS</b> 6-1   Fr.   Olive Branch, Miss.   Home School</p> <table border="1"> <thead> <tr> <th>PTS</th> <th>REB</th> <th>AST</th> <th>FG%</th> <th>3FG%</th> <th>FT%</th> </tr> </thead> <tbody> <tr> <td>4.8</td> <td>1.0</td> <td>0.8</td> <td>.306</td> <td>.305</td> <td>.611</td> </tr> </tbody> </table>	PTS	REB	AST	FG%	3FG%	FT%	4.8	1.0	0.8	.306	.305	.611	<p><b>LAST GAME:</b> Played 4 min at Arkansas ... 1 3-PT FG in last five games <b>NOTES:</b> Has scored a 3-PT FG in 19 of 29 games ... First 30-pt scorer since Tia Faleru in 2013-14 vs. New Orleans ... Freshman record for 3-PT FG's ... 36 pts is second most by an SEC freshman this season ... Home schooled ... Won the national home school championship ... Two-time national home school player of the year.</p>
PTS	REB	AST	FG%	3FG%	FT%										
4.8	1.0	0.8	.306	.305	.611										

OLE MISS HEAD COACH MATT INSELL

RECORD AS HEAD COACH/AT OLE MISS

41-52 (Third Season)

THE INSELL FILE

**Full Name:** Matthew Ollen Insell  
**Birthdate:** September 22, 1982  
**Hometown:** Shelbyville, Tenn.  
**High School:** Shelbyville Central HS  
**College:** Middle Tennessee, '07  
**Degree:** Bachelor's degree in Political Science



**Years at Ole Miss:** Third Season  
**Alma Mater:** MTSU, 2007  
**Hometown:** Shelbyville, Tenn.

ACCOLADES

- Named eighth head coach March 28, 2013
- One of the top recruiters in the women's game
- In his second season, led Ole Miss back to the postseason with a 19-14, 7-9 SEC record.
- In two seasons, has helped former Rebels Valencia McFarland and Tia Faleru to All-SEC accolades and A'Queen Hayes to SEC All-Freshman team honors.

INSELL MILESTONE WINS:

First career win - Jacksonville State, 83-62 (Nov., 8, 2013)  
 First SEC Win - Mississippi State, 87-85 (Jan. 23, 2014)  
 First SEC Tournament Win - Arkansas, 63-62 (March 5, 2014)  
 First Postseason Win - UT Martin, 80-70 (March 18, 2015)

COACHING CAREER

Season	School	Positon	Record-Postseason
2007-08	La Tech	Director of Operations	16-15 - None
2008-09	Kentucky	Assistant	16-16 - WNIT Second Rd.
2009-10	Kentucky	Assistant	28-8 - NCAA Elite Eight
2010-11	Kentucky	Assistant	25-9 - NCAA Second Rd.
2011-12	Kentucky	Assistant	28-7 - NCAA Elite Eight
2012-13	Kentucky	Assistant	30-6 - NCAA Elite Eight
2013-14	Ole Miss	Head Coach	12-20 - None
2014-15	Ole Miss	Head Coach	19-14- WNIT Third Round

WHAT THEY ARE SAYING ABOUT MATT INSELL:

"Our search to find the right head coach took us to all corners of the country as we attracted top coaches from the basketball community. Coach Insell has coaching in his veins and was destined to be a head coach from day one. Coach Insell is viewed by many in college athletics as the top assistant coach in the country and his expertise in game planning, strategy, recruiting, and the student-athlete experience has been well chronicled." Being part of a re-building job at the University of Kentucky has enabled Coach Insell to gain the necessary requirements needed of our new staff as we re-capture the legacy that is Ole Miss women's basketball. He is the perfect fit to make this happen and we are excited he is joining our team.  
 Ross Bjork , Ole Miss Athletics Director

"I am elated for Matt. He made the decision when he graduated high school to forgo playing collegiate basketball and concentrate on becoming a Division I head coach. I am very excited about the journey he has made. I don't know of a better place to build his legacy than the University of Mississippi. Matt is a fantastic fit for the program. Deb and I, along with our entire family, are very proud of him."  
 Rick Insell, Head Women's Basketball Coach, Middle Tennessee State

"Ole Miss made a great decision when they hired Matt Insell. Matt is an excellent college basketball coach. I believe you have to be strong in many areas to be a quality college basketball coach. You can't be one dimensional. Matt is an outstanding recruiter, a tireless worker in the area of player development and very knowledgeable from an X and O standpoint. He always had a great feel regarding in-game adjustments that will prove valuable to him as a head coach. More important than any of that to me was his friendship to our family. He is like a member of our family. He was incredibly loyal to the Kentucky program, and we benefitted greatly from his contributions."  
 Matthew Mitchell, Head Women's Basketball Coach, Kentucky

Ole Miss head coach Matt Insell took the Ole Miss women's basketball team to new heights in 2014-15 in his second year at the helm of the program. The Rebels posted 19 wins and seven SEC wins -- recording the most wins since the 2009-10 season, while also making their return to the postseason with an appearance in the third round of the Women's National Invitation Tournament (WNIT).

The Rebels, who posted seven more wins in 2014-15, posted four wins over NCAA Tournament participants and after being picked to finish last in the SEC preseason coaches and media poll, closed the season tied for the No. 7 in the league standings and earned the No. 8 seed for the SEC Tournament -- the highest seed for the Rebels in the last five seasons.

Leading a young team that featured eight newcomers, Insell was able to develop his youngsters throughout the season. Freshman A'Queen Hayes took over the starting point guard position midway through the season and excelled, earning SEC Freshman of the Week honors on January 12 and a spot on the All-Freshman team. Senior forward Tia Faleru picked up where she left off during her junior campaign and became the first SEC player to average a double-double since Georgia's Porsha Phillips in 2010-11, and became the first player to lead the league in rebounding in back-to-back seasons since LSU's Sylvia Fowles led the league from 2006-08. For her efforts, Faleru was an All-SEC first team selection and the only unanimous selection on the Associated Press' All-SEC first team. She also earned honorable mention AP All-American accolades and was a College Sports Madness fourth team All-American.

Insell and the Rebels knocked off ranked foes in No. 13 Kentucky and No. 18 Georgia -- the first time in five years Ole Miss had defeated a ranked foe. The season also saw Ole Miss pick up its 400th win at Tad Smith Coliseum and Insell and his father made women's basketball history by becoming the first father-son duo to play against each other in NCAA women's basketball when Middle Tennessee made the trip to Oxford in November.

In his first season as head coach at Ole Miss, Insell laid the foundation for a promising future. Beginning his career with the Rebels, Insell led Ole Miss to a 10-6 non-conference record, including a seven-game win streak - the longest win streak for the Rebels since the 2007-08 season. Ole Miss' non-conference schedule was highlighted by a matchup in Waco, Texas, where the Rebels took on the Baylor Bears, who had reached the Sweet Sixteen a year before. With Ole Miss leading in the final minutes, Baylor battled back to spoil the upset, giving fans a glimpse of the success to come under the vision of Insell.

After battling through the always challenging SEC schedule, the Rebels entered the SEC Tournament at the No. 14 seed, determined to take the momentum from a regular season finale victory over Auburn into the postseason tournament. Drawing the No. 11 seed Arkansas, the Rebels took care of business with a 63-62 victory, giving Ole Miss a statement win.

Insell also led the Rebels to wins over in-state rival, Mississippi State to give the first-year head coach his first SEC victory. In addition to the Rebel's battle with 2014 Elite Eight participant, Baylor, Ole Miss posted victories against women's basketball powerhouse, Louisiana Tech and sent the Ole Miss senior class out in style with a Senior Day overtime win over Auburn at Tad Smith Coliseum. Insell was named the head coach of the Ole Miss women's basketball team on March 28, 2013. Insell came to Oxford quite familiar with the Rebels after spending the previous five years as the top assistant on Matthew Mitchell's staff at Kentucky.

Insell, who was responsible for the guards while also having recruiting and player development duties, served as the top assistant coach and helped UK ink three top-10 recruiting classes and seven McDonald's All-Americans. During his time at Kentucky, Insell helped develop guard A'dia Mathies, a two-time SEC Player of the Year and All-America candidate, and Bria Goss who was named SEC Freshman of the Year.

Insell vs. 2015-16 Opponents		
Opponent	W-L	
Alabama	1-2	Missouri 0-4
Alabama A&M	2-0	Missouri State 0-1
Arkansas	2-3	New Orleans 1-0
Arkansas-Pine Bluff	1-0	Southern Miss 1-1
Auburn	2-1	South Carolina 0-4
Florida	1-2	Stony Brook 1-0
Georgia	1-2	Tennessee 0-4
Kentucky	2-2	Texas A&M 0-4
LSU	1-3	Tulane 1-1
McNeese State	1-0	UL-Lafayette 0-1
Middle Tennessee	0-3	Vanderbilt 1-2
Mississippi Valley State	3-0	Wagner 1-0
Mississippi State	1-5	Western Kentucky 1-1
		<b>Total 23-45</b>

**Ole Miss vs. Vanderbilt Notables**

-Vanderbilt leads the all-time series 29-16 but Ole Miss won the only meeting between the teams this season, 55-52, in a thriller in the final game at Tad Smith Coliseum, which snapped Vanderbilt's six-game win streak in the series. This will be the first meeting between the teams in the SEC Tournament since 1998 although Vanderbilt does lead 5-0 in neutral site meetings.

-Vanderbilt assistant Kim Rosamond is a former Ole Miss player and assistant coach. Rosamond played at Ole Miss from 1995-98 before moving into an assistant coaches role in which she served from 1998-2003.

**A Win Would**

-Snap Ole Miss' current 10-game skid and give the Rebels their first win since Jan. 21, when they knocked off then-No 9 Kentucky in Oxford. It would also be Ole Miss second SEC Tournament win in the Matt Insell era.

-Move the Rebels five wins way from the 800th victory in program history. Ole Miss' current record is 794-492. The earliest Ole Miss could hit the 800th win would be the finals the SEC Tournament. Ole Miss would become the sixth SEC program to record 800 wins.

**Rebels By The Numbers**

3- Number of ranked opponents Ole Miss has defeated under the direction of Matt Insell and staff. The win over the No. 9 ranked Wildcats on Jan. 21 was the highest ranked opponent Ole Miss has defeated in the last six years.

10-Number of consecutive games Ole Miss has dropped. The 10 games is currently the third longest losing streak in program history and the longest of the Matt Insell era. The longest streak in program history is 12 games in 2011-12.

11-Number of times freshman Madinah Muhammad has reached double figures in 2015-16. Her 11 games in double figures are the most for an Ole Miss freshman and feature a pair of 20-point outings against Texas A&M and South Carolina. She is averaging 8.4 ppg against SEC foes.

12-Number of points the Rebels came back from in their SEC opening win over Vanderbilt. Ole Miss trailed by 12 with 7:03 left in the fourth quarter and closed the game on a 20-5 run to record their first come-from-behind win of the season and second of the Matt Insell era.

26- Number of points Shandricka Sessom scored against South Carolina. Sessom's 26 points are the most an individual has scored against the Gamecocks all year and

she is one of just eight players to hit the 20- point mark against South Carolina all season.

**Scouting Vanderbilt**

Vanderbilt enters Wednesday's game with a 15-13, 5-11 SEC record after defeating No. 24 Missouri, 56-52, on Sunday in Columbia, Missouri. The win snapped an eight-game losing streak for the Commodores. Christa Reed is the lone Commodore in double figures with 11.1 points per game. Rachel Bell and Rebekah Dahlman are nearing double digits with 9.3 and 9.0 points per game, respectively. Marqu'es Webb leads the efforts on the glass with a team-best 5.6 rebounds per game. As a team, Vanderbilt is scoring 63.0 points per game and grabbing 32.4 rebounds per game.

**About Ole Miss**

Sophomore Shandricka Sessom continues to lead the Ole Miss offense with 15.6 points per game and has reached double figures in 24 of 29 games this season. Her 15.6 points currently ranks No. 6 in the SEC. Erika Sisk is approaching double figures with 7.9 points per game. In SEC action, Sessom is leading the team with 13.3 points per game. Madinah Muhammad has stepped her game up in SEC play with 8.4 points per game while A'Queen Hayes leads the rebounding efforts with 5.9 rebounds per game against SEC competition. As a team, Ole Miss is averaging 65.9 points per game and grabbing 39.2 rebounds per game.

**Up Next**

If Ole Miss wins the Rebels will take on No. 6 seed Georgia on Thursday at approximately 8:30 pm from War Memorial Arena. The game will air live on SEC Network. Fans will also be able to hear Graham Doty and Armintie Herrington locally on 105.1 and 105.5 locally and on OleMissSports.com.

**Last Time Out – vs. Arkansas**

FAYETTEVILLE, Ark. – The Ole Miss women's basketball tried to rally in the fourth quarter but couldn't complete the comeback falling, 60-49 to Arkansas in the regular season finale. The Rebels made things interesting in the fourth quarter and after trailing by as many as eight points in the second half, the Rebels cut the lead to two points before the Arkansas closed the game on a 14-5 run to take the victory. Shandricka Sessom led the Ole Miss offense with 19 points and Madinah Muhammad scored 14 points for her 11th game in double figures. Shequila Joseph tied her career-high with 10 rebounds in the loss. Arkansas came out and cut the Ole Miss lead all the way to one possession, 29-27 with a big three-pointer from Jessica Jackson at the 7:13 mark and from that point the score see-sawed back

**BY THE NUMBERS**

**The Rebels' record is...**

- Overall. . . . . 10-19
- SEC Games . . . . . 2-14
- SEC Tournament Games. . . . . 0-0
- Streak (Last 10) . . . . . 0-10
- Home Overall (SEC) . . . . . 2-6
- Road Overall (SEC) . . . . . 0-8
- Neutral Games (SEC) . . . . . 0-0
- Day Games . . . . . 6-7
- Night Games . . . . . 4-12
- November Games . . . . . 3-3
- December Games . . . . . 5-2
- January Games . . . . . 2-6
- February Games . . . . . 0-8
- March Games . . . . . 0-0
- Monday Games . . . . . 1-2
- Tuesday Games . . . . . 1-0
- Wednesday Games. . . . . 1-1
- Thursday Games . . . . . 1-8
- Friday Games. . . . . 2-0
- Saturday Games . . . . . 1-1
- Sunday Games. . . . . 3-7
- Overtime Games . . . . . 0-0
- Television Games. . . . . 1-10
- SECN+ Games. . . . . 7-8
- vs. Ranked Opponents. . . . . 1-8

**Rebels' Record When...**

- Leading at the half . . . . . 9-5
- Tied at the half . . . . . 0-2
- Behind at the half . . . . . 1-12
- Scores 90 points or more . . . . . 4-0
- Scores 80-89 points . . . . . 2-1
- Scores 70-79 points . . . . . 2-2
- Scores less than 70 points . . . . . 2-16
- Out-rebounds opponent . . . . . 6-3
- Out-rebounded by opponent . . . . . 4-15
- Ties opponents in rebounds . . . . . 0-1
- Shoots 50 percent or better . . . . . 1-0
- Shoots between 40-49 percent . . . . . 6-4
- Shoots under 40 percent . . . . . 3-15
- Shoots 30 percent or better from 3-pt. . . . . 6-6
- Shoots under 30 percent from 3-pt. . . . . 4-13
- Shoots 70 percent or better from FT line . . . . . 3-4
- Shoots 60-69 percent from FT line . . . . . 4-3
- Shoots under 60 percent from FT line. . . . . 3-12
- Opp. shoots 50 percent or better . . . . . 0-4
- Opp. shoots 40-49 percent . . . . . 3-12
- Opp. shoots under 40 percent. . . . . 7-3
- Opp. shoots 30 percent or better from 3-pt. . . . . 0-10
- Opp. shoots under 30 percent from 3-pt. . . . . 10-9
- Commits 15 turnovers or more . . . . . 5-11
- Commits less than 15 turnovers . . . . . 5-8
- Forces 15 turnovers or more . . . . . 9-15
- Forces less than 15 turnovers. . . . . 0-2
- Has less (or same) turnovers than opp. . . . . 10-14
- Has more turnovers than opponent . . . . . 0-5

**Nearing the Mark**

Rebels approaching career statistical plateaus, milestones and records

**Erika Sisk**

	Need	For
Points	73	1,000
Rebounds	208	500
Steals	8	200
Assists	64	300

**A'Queen Hayes**

	Need	For
Points	72	500
Rebounds	2	300
Steals	13	150

**Shequila Joseph**

	Need	For
Points	4	500
Rebounds	8	300
3-PT FG's	20	100

**Shandricka Sessom**

	Need	For
Points	85	700
Rebounds	74	300
3-PT FG's	37	100

**2015-16 FINAL SEC STANDINGS**

	SEC	Pct.	All	Pct.
South Carolina	16-0	1.000	28-1	.966
Texas A&M	11-5	.688	21-8	.724
Mississippi State	11-5	.688	24-6	.800
Florida	10-6	.625	22-7	.759
Kentucky	9-7	.563	21-6	.778
Georgia	9-7	.563	21-8	.724
Tennessee	8-8	.500	17-12	.586
Missouri	8-8	.500	21-8	.724
Auburn	8-8	.500	18-11	.621
Arkansas	7-9	.438	12-17	.414
<b>Vanderbilt</b>	<b>5-11</b>	<b>.313</b>	<b>16-13</b>	<b>.552</b>
Alabama	4-12	.250	15-14	.517
LSU	3-13	.188	9-20	.310
<b>Ole Miss</b>	<b>2-14</b>	<b>.125</b>	<b>10-19</b>	<b>.345</b>

as of 2/28/16

**THIS WEEK IN THE SEC**

**Wed. March 2**

11:00 AM	Alabama vs. LSU	SEC NETWORK
1:30 PM!	Vanderbilt vs. Ole Miss	SEC NETWORK

**Thur. March 3**

12:00 PM	Auburn vs. Missouri	SEC NETWORK
2:30 PM!	Winner Gm 1 vs. Kentucky	SEC NETWORK
6:00 PM	Tennessee vs. Arkansas	SEC NETWORK
8:30 PM!	Winner Gm 2 vs. Georgia	SEC NETWORK

**Fri. March 4**

12:00 PM	Winner Gm 3 vs. South Carolina	SEC NETWORK
2:30 PM!	Winner Gm 4 vs. Florida	SEC NETWORK
6:00 PM	Winner Gm 5 vs. Texas A&M	SEC NETWORK
8:30 PM!	Winner Gm 6 vs. Mississippi St.	SEC NETWORK

**Sat. March 5**

5:00 PM	Winner Gm 7 vs. Winner Gm 8	ESPNU
7:30 PM!	Winner Gm 9 vs. Winner Gm 10	ESPNU

**Sun. March 6**

2:30 PM	Winner Gm 11 vs. Winner Gm 12	ESPN
---------	-------------------------------	------

! Game times are approximate  
All times EASTERN

and forth between the teams. Sessom ended a nearly five minute scoring drought with a bucket from the left elbow but Arkansas, who took its first lead of the game at the 4:16 mark, used a 10-3 run to close the quarter to take a 39-31 lead at the end of the third quarter.

**New Season Starts Now**

The Rebels will make the trek to Jacksonville, Fla., this week for the 2016 SEC Tournament. The Rebels are looking for some new life as they enter the season on a 10-game skid. Ole Miss is seeking its second win in the SEC Tournament under the guidance of Matt Insell and its first opening round win since a 63-62 win over the Arkansas Razorbacks in the No. 14 vs. No. 11 game in 2014.

**Ole Miss In The SEC Tournament**

The Rebels have a 26-35 record in the SEC Tournament entering the 2016 Tournament. Ole Miss is looking to advance past the third round for the first time since 1993, when the Rebels reached the semifinals.

**Sessom Named C Spire Gillom Trophy Finalist**

Sophomore Shandricka Sessom was named a finalist for the C Spire Gillom Trophy on Monday. The award is named after Ole Miss great, Peggie Gillom-Granderson and is awarded to the top collegiate women's basketball player in Mississippi. Other finalists are Mississippi State's Victoria Vivians and Delta State's Chelsey Rhodes. The award will be announced Monday, March 7 at the Mississippi Sports Hall of Fame in Jackson, Miss..

**Sessom Back in Starting Lineup vs. Arkansas**

Leading scorer Shandricka Sessom had been coming off the bench in each of the last four contests but was back in the starting lineup against Arkansas. Sessom has started 25 of 29 contests and despite coming off the bench in four contests, averaged over 30 minutes in each of the four games. Sessom is averaging 15.6 points per game.

**Sisk Comes Off Bench in Fayetteville**

While Sessom was back in the starting lineup, Erika Sisk came off the bench for the first time this season against Arkansas, snapping a streak of 90 consecutive games started spanning her time at Murray State as a freshman and at Ole Miss.

**Late Lineup Change**

With Sessom back in the lineup and Sisk coming off the bench, Ole Miss used its eighth lineup of the season against Arkansas. Sisk has started 28 games, while Shequila Joseph and A'Queen Hayes have each stated 26 games. Shandricka Sessom has made 25 starts.

**Dino With the Hot Hand**

Madinah Muhammad was in double figures for the third consecutive game and the 11th time this season with 14 points against Arkansas. Muhammad is Ole Miss' top freshmen scorer with 7.6 points per game which is third best on the team and in SEC action she's averaging 8.4 points per game which trails just Shandricka Sessom's 13.2 per game.

**Shaq Doubles Up on The Glass**

For the second time this season and the second time in her career, Shequila Joseph reached double digit rebounds with 10 at Arkansas. Joseph is one of five Ole Miss players to record double figure rebounds this season.

**Muhammad Dishes**

Freshman Madinah Muhammad dished out four assists against Arkansas setting a new career-high in the process.

The Chicago native had twice dished out three assists this season prior to tossing four dimes against Arkansas.

**Bretta Hits The Glass**

Junior Bretta Hart grabbed eight rebounds against South Carolina on Feb. 25. Hart is Ole Miss' leading rebounder with 5.6 rebounds per game but she has struggled in SEC action averaging just 3.9 rebounds against SEC foes. Despite her struggles in conference action, Hart has pulled down double digit rebounds twice this season and over the last five games is averaging 5.4 rebounds per game.

**Ole Miss Starts Fast and Finishes Strong**

The Rebels have had some particularly strong starts in each of its last four games and on the season Ole Miss is outscoring its opponents 504-470 in the first quarter. Ole Miss held Arkansas to just nine points in the first quarter in the final regular season game. The numbers get better in the fourth quarter as Ole Miss holds a 515-447 scoring advantage. This means that more than half of the Rebels total points have come in the first or fourth quarter.

**Rebs with Halftime lead against Lady Vols**

Ole Miss's 57-51 loss to No. 24 Tennessee on Feb. 18 was Ole Miss' closest contest with the Lady Vols since a heartbreaking 61-58 loss to Tennessee in Oxford in 2010 and was the closest meeting in Knoxville since a 60-59 UT win in 2009. Ole Miss led the Feb. 18 contest 33-30 at halftime, it's first halftime lead in the last 10 meetings and the first since a 30-25 halftime lead in the 2010 meeting in Oxford.

**Strong Start vs. Tennessee**

For the fifth time in the last seven games, Ole Miss was tied or ahead at halftime with a 33-30 halftime lead at Tennessee. The Rebels shot 42.1 percent in the first quarter on 8-of-19 shooting and was helped by 11 first-quarter points from Shandricka Sessom, who was 3-of-3 from long range. Ole Miss is 9-4 when leading at halftime this season.

**Joseph Strokin' The Long Ball**

Shequila Joseph has been strong from deep throughout her career and it's been on display as of late. Joseph has nailed at least one three-pointer in 11 of the last 13 games. She had hit a triple in five straight games before going 0-of-4 against South Carolina on Feb. 25. She tied her career-high with five triples against Kentucky and has posted multiple triples on six occasions.

**What A Difference a Year Makes For Sessom**

Ole Miss' leading scorer Shandricka Sessom has grown leaps and bounds from her freshman to sophomore year. Sessom last season averaged 5.3 points per game and 2.4 rebounds per game. Fast forward to this year, she's averaging 15.5 points per game and 5.3 rebounds per game.

**Shandricka Sessom – Year-by-Year**

	2014-5	2015-16
PPG	5.3	15.6
RPG	2.4	5.2
FG%	.335	.376
3-PT%	.197	.290

**Welcome to Ole Miss Chrishae**

The Ole Miss women's basketball team welcomed a new team member this January when Chrishae Rowe transferred to Ole Miss. Rowe, who was the Pac-12 freshman of the year at Oregon in 2013-14, comes to Ole Miss from Kentucky. Rowe will sit out the remainder of this year and have 1.5 years of eligibility. She will be eligible to play in Dec., of 2016.

**Sessom With Solid Night Against South Carolina**

Shandricka Sessom had a game-high 26 points against South Carolina. Sessom's 26 is the most an individual has scored against the Gamecocks and she is one of three players from the SEC to score 20 or more points and is one of just seven players all year to score 20 or more against the Gamecocks. Prior to Sessom's 26 points the most an individual has scored was 21 from UCLA's Jordin Canada back on Nov. 22 and Courtney Walker most recently tallied 23 points against the No. 2 team in the nation while UConn's Breanna Stewart had 25 points.

**Joseph Named SEC Player of the Week**

Fresh off her 21-point outing against Kentucky junior Shequila Joseph picked up her first career SEC Player of the Week honor on Jan. 26. Joseph tied her career high with 21 points in the win and was 5-of-7 from long range. Her five triples also tied her career-best. Joseph is the first Ole Miss player to earn league accolades since A'Queen Hayes was named SEC Freshman of the Week last season.

**Hayes Named College Sports Madness Player of the Week**

A'Queen Hayes also earned accolades for her efforts in the win over Kentucky. Hayes, who tallied 14 points and team-best six rebounds, was named College Sports Madness SEC Player of the Week on Jan. 25. It was her first weekly accolade of the season and the second of her career.

**Ranked Kentucky Goes Down**

For the second time in as many meetings, the Ole Miss women's basketball team knocked off a ranked Kentucky team on Jan. 21. Ole Miss' 73-65 win over the Wildcats was its third win over a ranked opponent in the Insell era and two of those wins have come against the Wildcats. The win over the No. 9 ranked Wildcats marked the first win over

**COMPARING THE TEAMS**

Statistic	Ole Miss	Vanderbilt
PPG	64.9	63.0
Scoring Margin	+0.6	+6.7
Field Goal Pct.	.349	.463
Opp. Field Goal Pct.	.420	.407
3-Point Pct.	.279	.364
Opp. 3-Point Pct.	.274	.328
Free Throw Pct.	.606	.709
Opp. Free Throw Pct.	.672	.659
Rebounds Per Game	39.2	32.4
Opp. Rebounds Per Game	42.8	27.8
Rebound Margin	-3.6	+4.6
Assists Per Game	12.3	13.9
Turnovers Per Game	15.5	17.5
Opp. Turnovers Per Game	22.4	16.7
Turnover Margin	+6.9	-0.8
Steals Per Game	11.0	7.5
Blocks Per Game	3.2	1.9

an AP-ranked top-10 team since the 2010 season when Ole Miss defeated the No. 8 Georgia Bulldogs.

**First Win at the Pavilion ... CHECK**

Ole Miss earned its first win at The Pavilion at Ole Miss with its win over the Kentucky Wildcats on Jan. 21. The Ole Miss women's basketball team has played Florida, Kentucky and Missouri at the new Pavilion at Ole Miss. Auburn, Texas A&M, Mississippi State and South Carolina will all make the trip to Ole Miss' new home this season.

**SERIES INFO- LAST 10 MEETINGS**

1/3/16	..... OM, 55-52	..... at Oxford
2/5/15	..... VU, 58-54	..... at Nashville
1/16/14	..... VU, 80-74	..... at Oxford
2/3/13	..... VU, 79-53	..... at Nashville
1/6/13	..... VU, 76-57	..... at Oxford
1/8/12	..... VU, 68-52	..... at Nashville
1/30/11	..... VU, 71-42	..... at Nashville
1/2/11	..... UM, 72-67	..... at Oxford
2/21/10	..... VU, 68-59	..... at Oxford
2/22/09	..... UM, 71-69	..... at Oxford

**SERIES NOTES...**

**At Oxford:** Ole Miss leads 13-8  
**At Nashville:** Vanderbilt leads 16-3  
**At Neutral Sites:** Vanderbilt leads 5-0  
**Biggest VU Win:** 37 (1/3/95 - at Nashville)  
**Biggest UM Win:** 24 (1/29/85 - at Nashville)  
**Most UM Points:** 85 (2/6/78 - at Nashville)  
**Most VU Points:** 91 (1/3/95 - at Nashville)  
**Last 10 Meetings:** Vanderbilt leads 7-3

**70 Is the Magic Number**

The Rebels are at their best when they are scoring the ball. Ole Miss is 8-3 when they can reach at least 70 points but when Ole Miss fails to get to 70 points they are 2-16 on the season. Ole Miss has only reached 70 points in SEC action one time against Kentucky. In SEC action, Ole Miss is averaging just 54.3 points per game.

**Youth Be Served**

Ole Miss is an extremely young team this season. Of Ole Miss' 11 players, eight are freshmen or sophomores. In addition, of Ole Miss' three upperclassmen (Bretta Hart, Shequila

**2015-16 Starting Lineups**

Opponent	Date	Result	PG	G	G/F	F	F/C/G	Record
Mississippi Valley State	11/13	W, 97-61	Hayes	Sisk	Sessom	Briggs	Hart	1-0
UL-Lafayette	11/15	L, 82-78	Hayes	Sisk	Sessom	Briggs	Hart	1-1
Missouri State	11/19	L, 91-78	Alston	Sisk	Sessom	Muhate	Hart	0-1
at Middle Tennessee	11/22	L, 84-75	Hayes	Sisk	Sessom	Joseph	Muhammad	0-1
at Stony Brook	11/27	W, 72-57	Hayes	Sisk	Sessom	Joseph	Muhammad	1-1
at Wagner	11/29	W, 86-49	Hayes	Sisk	Sessom	Joseph	Muhammad	2-1
Western Kentucky	12/2	W, 59-53	Hayes	Sisk	Sessom	Joseph	Muhammad	3-1
Arkansas-Pine Bluff	12/6	W, 80-45	Hayes	Sisk	Sessom	Joseph	Muhammad	4-1
at Southern Miss	12/12	L, 57-38	Hayes	Sisk	Sessom	Joseph	Muhammad	4-2
New Orleans	12/14	W, 97-59	Hayes	Sisk	Sessom	Joseph	Lewis	1-0
Tulane	12/16	L, 61-59	Hayes	Sisk	Sessom	Joseph	Lewis	1-1
McNeese State	12/19	W, 96-56	Hayes	Sisk	Sessom	Joseph	Lewis	2-1
Alabama A&M	12/29	W, 103-42	Hayes	Sisk	Sessom	Joseph	Lewis	3-1
Vanderbilt	1/3	W, 55-52	Hayes	Sisk	Sessom	Joseph	Lewis	4-1
at LSU	1/7	L, 76-57	Hayes	Sisk	Sessom	Joseph	Lewis	4-2
Florida	1/10	L, 85-65	Alston	Sisk	Sessom	Joseph	Muhammad	0-1
at Texas A&M	1/14	L, 81-58	Alston	Sisk	Sessom	Joseph	Muhammad	0-2
at Mississippi State	1/18	L, 79-51	Hayes	Sisk	Sessom	Joseph	Muhammad	4-3
Kentucky	1/21	W, 73-65	Hayes	Sisk	Sessom	Joseph	Muhammad	5-3
at South Carolina	1/28	L, 81-62	Hayes	Sisk	Sessom	Joseph	Muhammad	5-4
Missouri	1/31	L, 60-46	Hayes	Sisk	Sessom	Joseph	Muhammad	5-5
at Alabama	2/4	L, 48-37	Hayes	Sisk	Sessom	Joseph	Muhammad	5-6
at Georgia	2/7	L, 70-56	Hayes	Sisk	Sessom	Joseph	Muhammad	5-7
Auburn	2/11	L, 65-60	Hayes	Sisk	Sessom	Joseph	Muhammad	5-8
Texas A&M	2/15	L, 62-48	Hayes	Sisk	Hart	Joseph	Muhammad	0-1
at Tennessee	2/18	L, 57-51	Hayes	Sisk	Hart	Joseph	Muhammad	0-2
Mississippi State	2/21	L, 60-51	Hayes	Sisk	Hart	Joseph	Muhammad	0-3
South Carolina	2/25	L, 66-45	Hayes	Sisk	Hart	Joseph	Muhammad	0-4
at Arkansas	2/28	L, 60-49	Hayes	Sessom	Hart	Joseph	Muhammad	0-1
vs. Vanderbilt	3/2							

**OLE MISS 2015-16 SUPERLATIVES**

- BIGGEST OLE MISS LEAD:**  
61 points vs. Alabama A&M (12/29/15)
- BIGGEST OLE MISS DEFICIT:**  
31 pts at Mississippi State (1/18/16)
- BIGGEST OLE MISS LEAD IN A LOSS:**  
13 pts, at Arkansas (2/28/16)
- BIGGEST OLE MISS DEFICIT IN A WIN:**  
12 pts vs. Vanderbilt (1/3/16)
- BIGGEST OLE MISS HALFTIME LEAD:**  
39 pts. vs. Alabama A&M (12/29/15)
- BIGGEST OLE MISS HALFTIME DEFICIT:**  
23 pts vs. Florida (1/10/16)
- BEST OLE MISS 1ST HALF FG%:**  
.510 vs. Alabama A&M (12/29/15)
- WORST OLE MISS 1ST HALF FG%:**  
.167 at Southern Miss (12/12/15)
- BEST OLE MISS 2ND HALF FG%:**  
.576 at Wagner (11/29/15)
- WORST OLE MISS 2ND HALF FG%:**  
.174 at Alabama (2/4/16)
- MOST POINTS BY OLE MISS IN 1ST HALF:**  
60, vs. New Orleans (12/14/15)
- FEWEST POINTS BY OLE MISS IN 1ST HALF:**  
13 at Southern Miss (11/12/15)
- MOST POINTS BY OPPONENT IN 1ST HALF:**  
53 vs. Florida (1/10/16)
- FEWEST POINTS BY OPPONENT IN 1ST HALF:**  
18 vs. Missouri (1/31/16)
- MOST POINTS BY OLE MISS IN 2ND HALF:**  
63 vs. Mississippi Valley State (11/13/15)
- FEWEST POINTS BY OLE MISS IN 2ND HALF:**  
17 at Alabama (2/4/16)
- MOST POINTS BY OPPONENT IN 2ND HALF:**  
48 vs. Middle Tennessee (11/22/15)
- FEWEST POINTS BY OPPONENT IN 2ND HALF:**  
20, vs. Arkansas- Pine Bluff (12/6/15)
- BIGGEST HALFTIME LEAD BLOWN:**  
5, at Arkansas (2/28/16)
- BIGGEST HALFTIME DEFICIT ERASED:**  
9, vs. Vanderbilt (1/3/16)
- BIGGEST MARGIN OF VICTORY:**  
61 pts. vs. Alabama A&M (12/29/15)
- BIGGEST LEAD BLOWN TO LOSE (AT ANY POINT IN A GAME):**  
13 pts at Arkansas (2/28/16)
- BIGGEST OVERALL DEFICIT:**  
31 pts at Mississippi State (1/18/16)
- BIGGEST DEFICIT OVERCOME TO WIN (AT ANY POINT IN A GAME):**  
12 pts vs. Vanderbilt (1/3/16)
- BIGGEST MARGIN OF DEFEAT:**  
28 pts at Mississippi State (1/18/16)

Joseph, and Erika Sisk) only Hart and Joseph have been in the program for more than two years as Person and Sisk are both transfers from other four-year institutes. Sisk and Joseph have the most in-game experience for the Rebels as Sisk started each game in 2014-15 and Joseph started each game in 2013-14. The youth extends to the head coach as Matt Insell is the youngest head coach in the SEC and is the third youngest behind Tyler Summitt at Louisiana Tech and DeUnna Hendrix at High Point.

**Home New Home**

The Florida game on Jan. 10 marked the first ever women's basketball game at the \$96.5 million Pavilion at Ole Miss. The Ole Miss men's team officially opened the building on Jan. 7 with a win over Alabama.

**Rebels Win Thriller to Open SEC Action**

Trailing Vanderbilt by 12 points with seven minutes left in the game, the Ole Miss women's basketball team closed the game on a 20-5 run and used an old-fashioned three-point play to seal its second consecutive SEC opening win. The Rebels won back-to-back openers for the first time since 2002 and 2003 and moved to 8-2 in SEC home openers over the last 10 season.

**Comeback Kids**

Ole Miss' 12-point come-back was the first comeback victory for the Rebels this season and also the largest of the Matt Insell era. The last time Ole Miss completed a come-from-behind victory of double digits was in the 2013-14 season opener against Jacksonville State, where the Rebels trailed by 11 at halftime. Ironically, the last time Ole Miss defeated Vanderbilt was in come-from-behind fashion as the Rebels overcame a 16-point halftime deficit to win 72-67 in what was also the SEC opener for both teams.

**"Mayor of Oxford" Closes Tad Pad In Style**

Oxford native Erika Sisk increased her "Mayoral" status in Ole Miss' s win over Vanderbilt. Sisk nailed a basket at the rim with 3.4 seconds and was fouled on the play and with a free throw sealed the win for the Rebels. Sisk is affectionately known around Oxford as the "Mayor of Oxford" and increased her status from Mayor to President overnight with the game winner.

**Farewell to the Tad Pad**

The Vanderbilt game marked the final game for the Ole Miss women's basketball team at Tad Smith Coliseum. The Rebels have called Tad Smith Coliseum home for 42 years and have an astounding 410-126 record. Just this season, Ole Miss' Torri Lewis set the record for three-pointers with 10 triples in a win over New Orleans. Ole Miss has only posted two sub-.500 home records in the last 14 seasons and has only dropped three home openers EVER in the 41-year program history.

**Insell Movin' Rebels in Right Direction**

Ole Miss enters its third season under the direction of Matt Insell and his staff. In two seasons, Insell has returned the Rebels to the postseason with an appearance in the 2014-15 WNIT and last season, led Ole Miss to two wins over a ranked opponents for the first time since 2009-10. Ole Miss has made significant improvements under the guidance of Insell and his staff. Below is a list of some significant numbers that have increased under the tutelage of Insell and his staff.

	Before Insell*	Insell Era*
PPG	64.7	68.6

FG%	.357	.389
RPG	39.9	39.7
APG	12.0	12.8
SPG	9.1	9.0

\*Numbers are from the 202-13 season for the before Insell era and numbers from the Insell era are averages from each of the last two seasons.

**Welcome Back, Welcome Back, Welcome Back**

Although the Rebels may be one of the youngest teams in the country, Ole Miss' youngsters have experience. Of Ole Miss' four-member sophomore class, who were freshmen last season each played in at least 20 games lead by A'Queen Hayes who played in all 33 games and made 24 starts. Shandricka Sessom also saw significant time on the floor playing in 31 games with 23 starts. The Rebels return two of their top four scorers from a year ago in Oxford native Erika Sisk and A'Queen Hayes. Sisk was Ole Miss' second-leading scorer last year averaging 9.2 points per game, while Hayes, a member of the SEC All-Freshman team a year ago, added 7.3 points per game and is Ole Miss top returning rebounder with 4.3 boards per contest.

Additionally, the Rebels return several members of the 20-point club as well as several who have reached double figures in scoring and rebounding.

**20-Point Club**

	2015-16	Career
Shandricka Sessom	7	8
Torri Lewis	2	2
Madinah Muhammad	2	2
Shequila Joesph	2	3
Erika Sisk	1	8*
Bretta Hart	1	1

\*Includes stats from 2012-13 at Murray State

**30-Point Club**

	2015-16	Career
Torri Lewis	1	1

**Double-Figure Scoring Games**

	2015-16	Career
Shandricka Sessom	24	28
Madinah Muhammad	11	11
Erika Sisk	10	45
Shequila Joseph	6	12
A'Queen Hayes	6	16
Alissa Alston	4	4
Torri Lewis	2	2
Kiara Golden	2	3
Bretta Hart	1	3
Jonell Williams	1	1

**Double-Figure Rebounding Games**

	2015-16	Career
Shandricka Sessom	3	3
Bretta Hart	2	3
Shequila Joseph	2	2
A'Queen Hayes	1	2
Jonell Williams	2	2

**Streakin'**

Entering the 2015-16 season, there are several players who enter with some impressive streaks. Erika Sisk has started each game of her collegiate career. Other streaks entering the season are listed below:

**Scoring Streaks**

Shandricka Sessom - 30 games  
 Shequila Joseph - 16 games  
 A'Queen Hayes - 15 games

**Rebounding Streaks**

A'Queen Hayes – 52 games  
 Shandricka Sessom - 30 games  
 Shequila Joseph - 28 games

**Consecutive Games Played**

Erika Sisk - 91 games  
 A'Queen Hayes - 62 games  
 Shandricka Sessom - 43 games  
 Bretta Hart - 34 games  
 Shequila Joseph - 33 games  
 Madinah Muhammad - 29 games

**Nearing the 1,000-Point Club**

Erika Sisk is 73 points away from her 1,000th career point. Sisk, who started her collegiate career at Murray State, has started every game of her collegiate career and has topped 300 points in each of her two seasons. She will become the second player to reach 1,000 career points under Insell and the 16th player in program history to reach the milestone as a junior.

**Come Play With Us**

The Rebels signed a top-20 recruiting class with the commitments of **Shelby Gibson** (Murfreesboro, Tenn./Oakland HS), **Breanna Glover** (Glasgow, Ky./Glasgow HS) and **Kaitlyn Rodgers** (Birmingham, Ala./Wenonah HS) on Wednesday Nov. 11. The Rebels commitments give them a top-20 Class for the first time in the last five years and give them a top-5 class in the SEC for the second consecutive year. Ole Miss' class last season was in the fourth best class in the SEC and this season checks in at No. 2.

**Famous Relatives**

Ole Miss has some players with famous relatives on the roster in 2014-15. One could say that head coach Matt Insell falls into this category as well as his father, Rick Insell is the head women's basketball coach at Middle Tennessee. In addition to coach Insell, freshman Jonell Williams has a famous father as well. Her dad, John L. Williams played football at Florida and spent 10 years in the NFL with the Seattle Seahawks and Pittsburgh Steelers and rounding out the famous relatives category is sophomore Kiara Golden who's cousin is Anfernee "Penny" Hardaway who spent time was the No. 3 overall NBA draft pick out of Memphis in the 1993 NBA Draft.

**Mississippi Connections**

The Rebels have quite the connection to the Magnolia State as six of their 13 players hail from Mississippi. Freshman **Torri Lewis** (Olive Branch) joins teammates **Erika Sisk** (Oxford), **A'Queen Hayes** (Horn Lake), **Bretta Hart** (Poplarville), **Kiara Golden** (Olive Branch) and **Shandricka Sessom** (Byhalia) as Mississippi natives. Of the Rebels' American-born players, nine of the 11 are from the Southeast region.

**Smile For the Camera**

Ole Miss will also be on national television 11 times during the regular season including a match up with in-state rival, Mississippi State on ESPN2. It will be the first time Ole Miss has played on ESPN2 since 2009-10, when they took on the Bulldogs in Starkville. Ole Miss will also appear on the SEC Network nine times during the regular-season.

March 2 vs. Vanderbilt 12:30 p.m. (SEC Network)

**Rebels on the Airwaves**

Ole Miss' regular-season games can be heard on Q105 (105.1 FM) and 105.5 FM (Batesville) with the pregame show starting 15 minutes before tipoff. Graham Doty, in his fifth season, will be on the call along with former Ole Miss great, Armintie Price Herrington who will do color for road contests and will serve as a color analyst for Ole Miss' home SECN+ contests. Game updates via Twitter will be available all season at @OleMissWBB. All home games that are not on TV will be streamed online on SECN+, which will be available on the WatchESPN app.

**Follow Ole Miss Women's Basketball on Social Media**

For all Ole Miss women's basketball news and information, go to OleMissSports.com, and follow the Rebels on Twitter at @OleMissWBB, Facebook at Ole Miss WBB and on Instagram at Ole MissWBB. Fans can also follow Ole Miss women's basketball head coach Matt Insell on Twitter at @minsell. The Ole Miss assistant coaches are also on Twitter. Assistant Coach Brittany Hudson (@Coach\_BH), Assistant Coach Alex Simmons (@APSimms2) and Assistant Coach Todd Schaefer (@OLEMISSCoach)

**Gettin' It Done On The Court and In The Classroom**

The Ole Miss women's basketball team for the third straight year has posted a perfect 100 in the NCAA's Graduation Success Rate and is graduating players at above the national average.

**Ole Miss WBB Majors:**

Alissa Alston - Undeclared  
 Kiara Golden - Undeclared  
 Bretta Hart - General Studies  
 A'Queen Hayes - General Studies  
 Shequila Joseph - Exercise Science  
 Torri Lewis - Undeclared  
 Madinah Muhammad - Exercise Science  
 Cecilia Muhate Pena - Psychology  
 Shandricka Sessom - Exercise Science  
 Erika Sisk - General Studies  
 Jonell Williams - Biological Studies

**In Season Birthdays**

Ole Miss has several players and coaches that will celebrate birthdays during the 2015-16 season.

Player	Birthday
Jonell Williams	Oct. 30
Kiara Golden	Nov. 12
Asst. Coach Todd Schaefer	Dec. 3
Bretta Hart	Dec. 15
Shandricka Sessom	Jan. 12
Erika Sisk	Feb. 13
A'Queen Hayes* (Gameday vs. Mississippi State)	Feb. 21
Shequila Joseph	Feb. 24
Torri Lewis	March 14
*-Game Day	

**AP Top 25 (Feb. 29)**

TEAM	RECORD	PTS
1. Connecticut (32)	28-0	800
2. Notre Dame	28-1	756
3. <b>South Carolina</b>	28-1	<b>747</b>
4. Baylor	29-1	704
5. Maryland	27-3	662
6. Texas	26-2	642
7. Louisville	24-6	578
8. Oregon State	25-4	550
9. Ohio State	23-6	549
10. Arizona State	25-5	499
11. Stanford	24-6	469
12. UCLA	22-7	437
13. <b>Kentucky</b>	<b>21-6</b>	<b>415</b>
14. Florida State	23-6	414
15. <b>Texas A&amp;M</b>	<b>21-8</b>	<b>356</b>
16. <b>Mississippi State</b>	<b>24-6</b>	<b>326</b>
17. Syracuse	23-6	272
18. DePaul	24-7	236
19. Michigan State	22-7	233
20. South Florida	21-7	157
21. Miami (FL)	22-7	150
22. West Virginia	22-8	96
22. Colorado State	26-1	96
24. Oklahoma	19-9	81
25. <b>Florida</b>	<b>22-7</b>	<b>76</b>

**Others receiving votes:** Oklahoma State 38, UTEP 23, Green Bay 12, Arkansas State 8, Florida Gulf Coast 6, BYU 4, Indiana 3, Army 3, Princeton 1, James Madison 1

**ESPN/USA Today Coaches Poll (Feb 23)**

TEAM	RECORD	PTS
1. Connecticut (32)	26-0	800
2. <b>South Carolina</b>	<b>26-1</b>	<b>756</b>
3. Notre Dame	26-1	748
4. Baylor	28-1	704
5. Ohio State	23-4	664
6. Maryland	25-3	625
7. Oregon State	24-3	594
8. Texas	24-2	588
9. Arizona State	24-4	541
10. Louisville	22-6	503
11. <b>Texas A&amp;M</b>	<b>20-7</b>	<b>461</b>
12. Florida State	21-6	433
13. Stanford	22-6	390
14. <b>Kentucky</b>	<b>19-6</b>	<b>374</b>
15. UCLA	20-7	335
16. <b>Mississippi State</b>	<b>22-6</b>	<b>319</b>
17. Miami (FL)	22-5	291
18. Syracuse	22-6	275
19. DePaul	23-7	229
20. South Florida	19-7	184
21. Michigan State	20-7	159
22. BYU	23-4	84
23. Oklahoma	18-9	71
24. <b>Missouri</b>	<b>21-6</b>	<b>55</b>
25. Colorado State	24-1	36

**Others receiving votes:** Duquesne 27, UTEP 24, Oklahoma State 24, **Florida 21**, Green Bay 20, Seton Hall 11, St John's 11, West Virginia 11, Florida Gulf Coast 7, **Auburn 7**, **Georgia 6**, Albany 5, **Western Kentucky 3**, NC State 3, Arkansas State 1

2015-16 opponents in bold

**GAME LEADERS**

<b>LED TEAM IN PTS:</b>	Joseph - 5
Sessom - 14	Hayes - 6
Muhammad - 4	Alston - 4
Sisk - 3	Golden - 2
Joseph - 3	Lewis - 2
Lewis - 2	Briggs - 2
Hayes - 2	Williams - 1
Hart - 1	Hart - 1
Briggs - 1	
Alston - 1	
	<b>DOUBLE-FIGURE REBS</b>
	Sessom - 3
	Hart - 2
	Williams - 2
<b>LED TEAM IN REBS:</b>	Joseph - 2
Hayes - 9	Hayes - 1
Sessom - 6	
Hart - 6	
Williams - 5	
Joseph - 5	
	<b>20-PT GAMES</b>
	Sessom - 7
	Lewis - 2
<b>LED TEAM IN ASSISTS</b>	Joseph - 2
Hayes - 17	Muhammad - 2
Sisk - 13	Sisk - 1
Alston - 6	Hart - 1
Sessom - 5	
Muhammad - 3	
Golden - 2	
Joseph - 1	
Briggs - 1	
Lewis - 1	
	<b>30-PT GAMES</b>
	Lewis - 1
	<b>DOUBLE DOUBLES</b>
	Sessom - 2
<b>DOUBLE-FIGURE PTS</b>	Joseph - 1
Sessom - 24	Hayes - 1
Sisk - 10	
Muhammad - 11	

**Notable Numbers - Inside/Outside Scoring**

Opponent	Paint	3-Point FG
vs. Missississippi Valley	44	9
vs. UL-Lafayette	24	11
vs. Missouri State	36	5
at Middle Tennessee	38	6
at Stony Brook	32	7
at Wagner	42	7
vs. Western Kentucky	24	6
vs. Arkansas-Pine Bluff	36	10
at Southern Miss	16	3
vs. New Orleans	28	14
vs. Tulane	20	6
vs. McNeese State	42	8
vs. Alabama A&M	56	6
vs. Vanderbilt	32	2
at LSU	20	8
vs. Florida	18	9
at Texas A&M	20	9
at Mississippi State	14	4
vs. Kentucky	32	10
at South Carolina	34	3
vs. Missouri	8	5
at Alabama	14	3
at Georgia	12	8
vs. Auburn	28	8
vs. Texas A&M	18	2
at Tennessee	24	5
vs. Mississippi State	14	3
vs. South Carolina	8	7
at Arkansas	10	6

**Notable Numbers - Post vs. Guards Scoring**

Opponent	Posts	Guards
vs. Missississippi Valley State	22	75
vs. UL-Lafayette	14	64
vs. Missouri State	31	47
at Middle Tennessee	27	48
at Stony Brook	18	54
at Wagner	27	59
vs. Western Kentucky	11	48
vs. Arkansas-Pine Bluff	23	57
at Southern Miss	5	33
vs. New Orleans	18	79
vs. Tulane	18	41
vs. McNeese State	15	81
vs. Alabama A&M	42	61
vs. Vanderbilt	21	34
at LSU	18	39
vs. Florida	5	60
at Texas A&M	11	47
at Mississippi State	9	42
vs. Kentucky	28	45
at South Carolina	19	43
vs. Missouri	12	34
at Alabama	6	31
at Georgia	24	32
vs. Auburn	13	47
vs. Texas A&M	9	39
at Tennessee	7	44
vs. Mississippi State	15	36
vs. South Carolina	4	41
at Arkansas	10	39

**In The SEC Rankings - Team Rankings**

Category	Ole Miss	Rank
Scoring Offense	64.9	8th
Scoring Defense	64.3	13th
Scoring Margin	+0.6	12th
Free Throw %	.606	14th
Field Goal %	.349	14th
Field Goal % Defense	.420	14th
3-PT FG%	.279	10th
3-PT FG% Defense	.274	3rd
Rebounding Offense	39.2	10th
Rebounding Defense	42.8	14th
Rebounding Margin	-3.6	14th
Blocked Shots	3.2	10th
Assists	12.3	11th
Steals	11.0	3rd
Turnover Margin	+6.7	2nd
Asst/TO Ratio	0.8	9th
Offensive Rebs	18.1	1st
Defensive Rebs	21.1	13th
3-PT FG Made	190	2nd

**In The NCAA Rankings - Team Rankings (Top 100)**

Category	Ole Miss	Rank
Offensive Rebs	18.0	3rd
Turnovers Forced	22.38	4th
Turnover Margin	6.90	5th
Steals	318	10th
Steal/Gm	11.0	13th
3-PT FG Attempted	680	18th
3-PT FG% Defense	27.4	28th
3-PT FGs Made	190	63rd
3-PT FG/Gm	6.6	77th
Rebounds	1,138	78th

Stats as of Monday Feb. 29

**Free Throw Shooting Last Five Mins/OT**

Player	FT-FTA
A'Queen Hayes	11-19
Erika Sisk	20-26
Torri Lewis	3-5
Alissa Alston	12-22
Madinah Muhammad	17-19
Shandricka Sessom	12-15
Shequila Joseph	8-10
Bretta Hart	6-10
Kiara Golden	2-3
Jonell Williams	2-6
Kelsey Briggs	1-2
Cecelia Muhate Pena	4-5

Madinah Muhammad	2
Alissa Alston	2
A'Queen Hayes	2
Cecilia Muhate Pena	2
Kiara Golden	1
Jonell Williams	1
Shandricka Sessom	2

**Drawn Charges**

Player	Charges Drawn
Torri Lewis	16
Madinah Muhammad	7
Cecilia Muhate	4
Kelsey Briggs	3
Alissa Alston	4
Shequila Joseph	2
Bretta Hart	1
A'Queen Hayes	1

**Completed Three-Point Plays**

Player	Three-Point Plays
Erika Sisk	6
Bretta Hart	3

**First Points / First Substitution**

Opponent	1st Pts	How	Time	1st Sub	Time
MVSU	Sessom	Jumper	9:52	Joseph	7:55
UL-L	Hayes	Layup	7:06	Joseph	8:28
Mo. St	Sisk	Layup	9:29	Joseph	8:58
MTSU	Sessom	Jumper	9:49	Alston	8:08
Stony	Sisk	Layup	9:24	Hart	6:33
Wagner	Hayes	Layup	9:01	Lewis	7:23
WKU	Sessom	FT	9:09	Hart	6:49
UAPB	Hayes	Layup	9:01	Hart	7:19
USM	Joseph	FT	9:36	Hart	7:00
UNO	Joseph	Layup	9:35	Muhammad	4:33
Tulane	Joseph	3-PT	8:11	Muhammad	3:33
McNeese	Lewis	3-PT	9:26	Muhammad	7:23
AAMU	Sisk	Layup	9:17	Muhammad	6:49
VU	Sessom	Jumper	9:47	Muhammad	7:18
LSU	Sessom	Layup	9:28	Hart	8:39
UF	Muhammad	3-PT	9:47	Hayes	7:42

Opponent	1st Pts	How	Time	1st Sub	Time
TAMU	Sessom	Layup	8:24	Hayes	8:39
MSU	Sisk	FT	8:24	Hart	7:11
UK	Sisk	3-PT	9:44	Hart	7:00
USC	Sessom	Layup	7:56	Lewis	8:51
MU	Hayes	Jumper	8:22	Hart	8:17
ALA	Sessom	3-PT	8:49	Alston	5:56
UGA	Sessom	Jumper	7:35	Hart	5:29
AU	Joseph	3-PT	7:42	Lewis	5:18
TAMU	Hart	Jumper	8:13	Sessom	5:52
UT	Hayes	Layup	9:40	Sessom	5:40
MSU	Joseph	3-PT	9:50	Sessom	7:14
USC	Muhammad	Jumper	9:19	Sessom	8:03
ARK	Muhammad	Jumper	9:43	Lewis	4:30

## THE LAST TIME ...

## AN OLE MISS TEAM...

Scored 100+ points at home	103 vs. Alabama A&M (Dec. 29, 2015)
Scored 100+ points on the road	102 at LSU (Feb. 7, 2010)
Scored 100+ points and lost	Never Happened
Scored 110+ points	110 vs. Rice (Nov. 18, 2005)
Won an overtime game	79-71 vs. Southeastern Louisiana (Dec. 29, 2014)
Lost an overtime game	72-70 at Mississippi State (Feb. 23, 2014)
Won a double overtime game	90-87 at Arkansas (Feb. 4, 2007)
Lost a double overtime game	64-57 at Hawai'i (Nov. 27, 2010)
Played a triple overtime game	W, 102-101 (3OT) at LSU (Feb. 7, 2010)
Played a four-overtime game	L, 81-86 vs. Arkansas State (Dec. 7, 2001)
Won an NCAA Tournament game	90-82 vs. Oklahoma (Mar. 25, 2007)
Won a WNIT game	63-48 vs. Georgia Tech (Mar. 22, 2015)
Won an SEC Tournament game	63-62 vs. Arkansas (Mar. 5, 2014)
Made 40+ field goals	40 vs. Alabama A&M (Dec. 29, 2015)
Made 50+ field goals	51 vs. Missouri-St. Louis (Jan. 10, 1983)
Made 10+ three-point field goals	10 vs. Kentucky (Jan. 21, 2016)
Had 20+ rebound margin	23 vs. Southern (Nov. 20, 2014)
Had 25+ rebound margin	28 vs. Nicholls State (Nov. 20, 2010)
Had 30+ rebound margin	31 vs. Centenary (Dec. 29, 2009)
Had 50+ rebounds	50 vs. McNeese State (Dec. 19, 2015)
Had 60+ rebounds	61 vs. Jacksonville State (Nov. 8, 2013)
Had 70+ rebounds	70 vs. Mississippi University for Women (Jan. 26, 1979)
Had three players with 10+ rebounds	Robertson (10), Lewis (10), Thomas (10) at Sam Houston State (Nov. 17, 2009)
Attempted 30+ free throws	38 at Florida (Jan. 8, 2015)
Attempted 35+ free throws	38, at Florida (Jan. 8, 2015)
Attempted 40+ free throws	41 vs. Southeastern La. (Nov. 9, 2012)
Attempted 45+ free throws	46 at Rice (Nov. 17, 2006)
Attempted 50+ free throws	50 vs. Mississippi University for Women (Jan. 24, 1976)
Made 25+ free throws	25 at Florida (Jan. 8, 2015)
Made 30+ free throws	34 at UAB (Nov. 12, 2006)
Made 35+ free throws	36 vs. Mississippi University for Women (Jan. 24, 1976)
Had 25+ assists	31 vs. Winston-Salem State (Dec. 20, 2009)
Had 30+ assists	31 vs. Winston-Salem State (Dec. 20, 2009)
Had 35+ assists	35 vs. Mississippi State (Feb. 16, 1985)
Had 25+ turnovers	30 at LSU (Jan. 29, 2015)
Had 35+ turnovers	36 at No. 6 Kentucky (Feb. 2, 2012)
Forced 25+ turnovers	29 vs. South Carolina (Feb. 25, 2016)
Forced 30+ turnovers	33 vs. McNeese State (Dec. 19, 2015)
Forced 35+ turnovers	39 vs. Alabama A&M (Dec. 29, 2015)
Forced 45+ turnovers	46 vs. Mississippi Valley State (Nov. 16, 2014)
Had 15+ steals	19 vs. New Orleans (Dec. 12, 2015)
Had 20+ steals	24 vs. Alabama A&M (Dec. 29, 2015)
Had 25+ steals	25 vs. Alabama (Mar. 1, 2007)
Blocked 5+ shots	5 vs. Texas A&M (Feb. 15, 2016)
Blocked 10+ shots	11 vs. Memphis (Nov. 19, 1998)
Scored 50 points or less	49 at Arkansas (Feb. 28, 2016)
Scored 40 points or less	37 at Alabama (Feb. 4, 2016)
Scored 50 or fewer and won	46-45 vs. Auburn (Jan. 25, 1984)
Beat a ranked team	73-65 vs. No. 9/9 Kentucky (Jan. 21, 2016)
Beat a ranked team on the road	69-65 at No. 23/24 Arkansas (Jan. 23, 2011)
Kept every player on a team out of double figures	vs. Mississippi Valley State (Nov. 16, 2014)
Had all five starters score in double figures	at Georgia (Jan. 24, 2010)
Had five+ players score in double figures	5 vs. South Alabama (Dec. 14, 2014)
Had no players score in double figures	vs. No. 6 Tennessee (Feb. 12, 2015)
Overcame a 10-point+ halftime deficit to win	11 vs. Jacksonville State (Nov. 8, 2013)
Overcame a 15-point+ halftime deficit to win	16 vs. Vanderbilt (Jan. 2, 2011)

## AN OLE MISS PLAYER...

Scored 20+ points	20, Madinah Muhammad vs South Carolina (Feb. 25, 2016)
Scored 30+ points	36, Torri Lewis vs. New Orleans (Dec. 14, 2015)
Scored 40+ points	42, Bianca Thomas vs. LSU (Jan. 17, 2010)
Attempted 15+ field goals	17, Madinah Muhammad at Arkansas (Feb. 28, 2016)
Attempted 20+ field goals	24, Shandricka Sessom at Arkansas (Feb. 28, 2016)
Attempted 25+ field goals	25, Valencia McFarland at Mississippi State (Feb. 23, 2014)
Recorded a double-double	Sessom (22 pts, 10 rebs) vs. McNeese State (Dec. 19, 2015)
Recorded a triple-double	Kayla Melson, 11 pts., 11 rbs. & 11 assists vs. Southeastern Louisiana (Nov. 13, 2009)
Had 10+ assists	10, Valencia McFarland at Georgia (Feb. 9, 2014)
Had 15+ assists	15, Kim Bullard vs. Middle Tennessee (Dec. 21, 1985)
Had 5+ blocks	5, Tia Faleru vs. Baylor (Dec. 7, 2014)

Had 10+ blocks	Never Happened
Had 5+ steals	5, A'Queen Hayes vs. Alabama (Feb. 4, 2016)
Had 10+ steals	12, Arminie Price vs. Illinois (Dec. 2, 2006)
Had 15+ rebounds	18, Bretta Hart vs. Western Kentucky (Dec. 2, 2015)
Had 20+ rebounds	20, Arminie Price at Mississippi State (Jan. 26, 2006)
Made 15+ field goals	17, Jennifer Gillom vs. Memphis (Dec. 10, 1985)
Made 10+ free throws	10, Madinah Muhammad vs. Mississippi State (Feb. 21, 2016)
Made 15+ free throws	15, Tia Faleru at Kentucky (Feb. 13, 2014)
Attempted 10+ free throws	11, Madinah Muhammad vs. Mississippi State (Feb. 21, 2016)
Attempted 15+ free throws	15, Tia Faleru, at Missouri (Feb. 15, 2015)
Attempted 20+ free throws	23, Tia Faleru at Kentucky (Feb. 13, 2014)
Made 5+ three-pointers	5, Shequila Joseph vs. Kentucky (Jan. 21, 2016)
Made 10+ three-pointers	10, Torri Lewis vs. New Orleans (Dec. 14, 2015)
Attempted 10+ three-pointers	12, Madinah Muhammad at Georgia (Feb. 7, 2016)
Attempted 15+ three-pointers	22, Torri Lewis vs. New Orleans (Dec. 14, 2015)
Had 10+ offensive rebounds	11, Tia Faleru vs. Southern (Nov. 20, 2014)
Had 10+ defensive rebounds	10, Bretta Hart vs. UL-Lafayette (Nov. 15, 2015)
Had 20+ points and 20+ rebounds	Arminie Price, 22 points & 20 rebounds at Miss. State (Jan. 26, 2006)
Had a double-double in two straight games	Shandricka Sessom vs. Tulane (Dec. 16, 2015) & vs. McNeese State (Dec. 19, 2015)
Had a double-double in three straight games	Tia Faleru vs. Alabama A&M (Dec. 20, 2014) & vs. Southeastern La. (Dec. 29, 2014) & vs. Arkansas (Jan. 2, 2015)
Had a double-double in four straight games	Tia Faleru vs. Alabama A&M (Dec. 20, 2014) & vs. Southeastern La. (Dec. 29, 2014) & vs. Arkansas (Jan. 2, 2015), at Kentucky (Jan. 4, 2015)
Had a double-double in five straight games	Tia Faleru vs. Alabama A&M (Dec. 20, 2014) & vs. Southeastern La. (Dec. 29, 2014) & vs. Arkansas (Jan. 2, 2015), at Kentucky (Jan. 4, 2015), at Florida (Jan. 8, 2015)
Had a double-double in seven straight games	Arminie Price, Jan. 14-Feb. 8, 2007
Had 10+ double-doubles in a season	14 Tia Faleru, 2014-15 season
Shot 100% from the floor (min. 5)	Monique Jackson, 5-for-5 at Arkansas (Jan. 19, 2014)
Played 40 minutes	Shandricka Sessom at Arkansas (Feb. 28, 2016)
Played over 40 minutes	45, McFarland, 43 McCray, 41, Moore, vs. Auburn (Mar. 2, 2014)
Fouled out	Shequila Joseph/A'Queen Hayes at Arkanaas (Feb. 28, 2016)

## AN OLE MISS OPPONENT...

Scored 100+ points	108 (Feb. 13, 2014 at Kentucky)
Scored 100+ points in Oxford	Never Happened
Made 40+ field goals	42 (Jan. 16, 2003 at Georgia)
Made 10+ three-pointers	14 (Nov. 22, 2015 at Middle Tennessee)
Had 50+ rebounds	50 (Jan. 31, 2016 vs. Missouri)
Had 60+ rebounds	62 (Jan. 10, 2016 vs. Florida)
Had 20+ rebounding margin	20 (Jan. 30, 2011 at Vanderbilt)
Had 25+ rebounding margin	28 (Jan. 31, 2016 vs. Missouri)
Attempted 35+ free throws	40 (Feb. 28, 2016 at Arkansas)
Made 30+ free throws	34 (Dec. 4, 2014 at Western Kentucky)
Had 25+ turnovers	29 (Feb. 25, 2016 vs. South Carolina)
Had 20+ steals	22 (Jan. 29, 2015 at LSU)
Had 30+ assists	33 (Jan. 16, 2003 at Georgia)
Scored 50 points or less	48 (Feb. 4, 2016 at Alabama)
Scored 40 points or less	38 (Nov. 28, 2014 vs. Utah)

## AN OLE MISS OPPONENT'S PLAYER...

Scored 20+ points	22, Victoria Vivians (Feb. 21, 2016 vs. Mississippi State)
Scored 30+ points	31, Jessica Jackson (Jan. 19, 2014 at Arkansas)
Scored 40+ points	43, Nina Davis (Dec. 7, 2014 vs. Baylor)
Attempted 15+ field goals	18, Victoria Vivians (Feb. 21, 2016 vs. Mississippi State)
Attempted 25+ field goals	29, Britney Washington (Nov. 20, 2014 vs. Southern)
Made 10+ field goals	10, Victoria Vivians (Feb. 21, 2016 vs. Mississippi State)
Made 8+ three-pointers	8, Chelsie Wiley (Dec. 20, 2008 at UCF)
Made 10+ free throws	10, Jessica Jackson (Feb. 28, 2016 at Arkansas)
Had 15+ rebounds	15, Shacobia Barbee (Feb. 7, 2016 at Georgia)
Had 20+ rebounds	23, Martha Alwal (Feb. 24, 2014 at Mississippi State)
Had 10+ assists	10, Eleanna Christinaki (Jan. 10, 2016 vs. Florida)
Had 8+ steals	8, Maurita Reid (Dec. 15, 2007 at Miami)
Had 5+ blocks	5, Aja Wilson (Feb. 25, 2016 vs. South Carolina)
Recorded a double-double	Victoria Vivians, 22 pts, 10 rebs (Feb. 21, 2016 vs. Mississippi State)
Recorded a triple-double	Kaihlza Szunko, 21 points, 16 rebounds, 10 steals (Dec. 18, 2010 at Central Michigan)

\* Game called with 5:24 left in the second half due to rain on the floor.

OLE MISS IN THE SEC TOURNAMENT

Ole Miss vs. Opponents in SEC Tournament

Alabama – Ole Miss leads, 4-1  
 Last Meeting: 2007-UM 78-49 (1st Rd.)

Arkansas- Ole Miss leads, 4-3  
 Last Meeting: 2015-ARK, 72-61 (2nd Rd.)

Auburn- Auburn leads 5-3  
 Last Meeting: 2014- AU, 70-54 (2nd Rd.)

Georgia-Georgia leads, 6-3  
 Last Meeting: 2005 UGA, 87-65 (2nd Rd.)

Kentucky- Kentucky leads 2-1  
 Last Meeting: 1999 UK, 75-59 (1st Rd)

LSU- LSU leads, 5-0  
 Last Meeting: 2008 LSU, 80-36 (2nd Rd.)

Mississippi State - Ole Miss leads 6-1  
 Last Meeting: 2008 UM, 54-49 (1st Rd)

South Carolina – Ole Miss leads 5-2  
 Last Meeting: 2011 USC, 62-50 (1st Rd)

Tennessee-Tennessee leads, 5-1  
 Last Meeting: 2010 UT, 76-51 (2nd Rd.)

Vanderbilt- Vanderbilt leads, 4-0  
 Last Meeting: 1998 VU, 76-64 (2nd Rd.)

Never Played:  
 Missouri  
 Texas A&M  
 Florida

ALL-TIME SEC TOURNAMENT RESULTS

**OLE MISS VS. ALABAMA (OLE MISS LEADS 4-1)**  
 2007: Duluth, Ga. ....UM, 78-49 (First Round)  
 2004: Nashville, Tenn. ....UM, 63-56 (First Round)  
 1994: Chattanooga, Tenn. ....UA, 86-84 (Second Round)  
 1990: Albany, Ga. ....UM, 71-45 (Second Round)  
 1988: Albany, Ga. ....UM, 76-66 (Second Round)

**OLE MISS VS. ARKANSAS (OLE MISS LEADS 4-3)**  
 2015: Little Rock, Ark. ....ARK, 72-61 (First Round)  
 2014: Duluth, Ga. ....UM, 63-62 (First Round)  
 2012: Nashville, Tenn. ....UA, 67-47 (First Round)  
 2009: Little Rock, Ark. ....UM, 65-60 (First Round)  
 2006: Little Rock, Ark. ....UM, 94-64 (First Round)  
 2002: Nashville, Tenn. ....UA, 78-68 (First Round)  
 1996: Chattanooga, Tenn. ....UM, 76-73 (First Round)

**OLE MISS VS. AUBURN (AUBURN LEADS 6-3)**  
 2014: Duluth, Ga. ....AU, 70-54 (Second Round)  
 2009: Little Rock, Ark. ....AU, 71-65 (Second Round)  
 1997: Chattanooga, Tenn. ....AU, 72-64 (First Round)  
 1993: Chattanooga, Tenn. ....UM, 69-55 (Second Round)  
 1992: Albany, Ga. ....UM, 58-52 (Second Round)  
 1991: Albany, Ga. ....AU, 76-50 (Second Round)  
 1990: Albany, Ga. ....AU, 72-71 (ot) (Semifinals)  
 1988: Albany, Ga. ....AU, 69-60 (Semifinals)  
 1983: Knoxville, Tenn. ....UM, 72-62 (Semifinals)

**OLE MISS VS. GEORGIA (GEORGIA LEADS 6-3)**  
 2005: Greenville, S.C. ....UGA, 87-65 (Second Round)  
 2001: Memphis, Tenn. ....UGA, 80-61 (Second Round)  
 1998: Columbus, Ga. ....UM, 77-73 (First Round)  
 1992: Albany, Ga. ....UGA, 71-60 (Semifinals)

1989: Albany, Ga. ....UM, 78-69 (Second Round)  
 1986: Athens, Ga. ....UGA, 76-68 (Semifinals)  
 1983: Knoxville, Tenn. ....UGA, 72-69 (Finals)  
 1981: Baton Rouge, La. ....UGA, 75-68 (Second Round)  
 1980: Knoxville, Tenn. ....UM, 80-70 (Second Round)

**OLE MISS VS. KENTUCKY (KENTUCKY LEADS 2-1)**  
 1999: Chattanooga, Tenn. ....UK, 75-59 (First Round)  
 1987: Albany, Ga. ....UK, 65-64 (Second Round)  
 1980: Knoxville, Tenn. ....UM, 79-62 (Semifinals)

**OLE MISS VS. LSU (LSU LEADS 5-0)**  
 2008: Nashville, Tenn. ....LSU, 80-36 (Second Round)  
 2007: Duluth, Ga. ....LSU, 52-46 (Second Round)  
 2006: Little Rock, Ark. ....LSU, 91-73 (Second Round)  
 2004: Nashville, Tenn. ....LSU, 79-66 (Second Round)  
 1982: Lexington, Ky. ....LSU, 77-73 (Second Round)

**OLE MISS VS. MISSISSIPPI STATE (OLE MISS LEADS 6-1)**  
 2008: Nashville, Tenn. ....UM, 54-49 (First Round)  
 2000: Chattanooga, Tenn. ....MSU, 75-59 (First Round)  
 1995: Chattanooga, Tenn. ....UM, 78-69 (Second Round)  
 1994: Chattanooga, Tenn. ....UM, 100-64 (First Round)  
 1991: Albany, Ga. ....UM, 74-56 (First Round)  
 1985: Oxford, Miss. ....UM, 88-45 (Second Round)  
 1983: Knoxville, Tenn. ....UM, 59-56 (Second Round)

**OLE MISS VS. SOUTH CAROLINA (OLE MISS LEADS 5-2)**  
 2011: Nashville, Tenn. ....USC, 62-50 (First Round)  
 2010: Duluth, Ga. ....SC, 64-36 (First Round)  
 2005: Greenville, S.C. ....UM, 53-50 (First Round)

2003: Little Rock, Ark. ....USC, 79-64 (First Round)  
 2001: Memphis, Tenn. ....UM, 75-68 (First Round)  
 1993: Chattanooga, Tenn. ....UM, 59-57 (First Round)

**OLE MISS VS. TENNESSEE (TENNESSEE LEADS 5-1)**  
 2010: Duluth, Ga. ....UT, 76-51 (Second Round)  
 1996: Chattanooga, Tenn. ....UT, 73-51 (Second Round)  
 1989: Albany, Ga. ....UT, 82-60 (Semifinals)  
 1986: Athens, Ga. ....UM, 83-78 (Second Round)  
 1985: Oxford, Miss. ....UT, 79-71 (Semifinals)  
 1980: Knoxville, Tenn. ....UT, 85-71 (Finals)

**OLE MISS VS. VANDERBILT (VANDERBILT LEADS 4-0)**  
 1998: Columbus, Ga. ....VU, 76-64 (Second Round)  
 1995: Chattanooga, Tenn. ....VU, 69-54 (Semifinals)  
 1993: Chattanooga, Tenn. ....VU, 79-54 (Semifinals)  
 1984: Athens, Ga. ....VU, 78-73 (Second Round)

OLE MISS IN THE SEC TOURNAMENT

**1980** .....Knoxville, Tenn. Second Round.....Ole Miss 80, Georgia 70 Semifinals.....Ole Miss 79, Kentucky 62 Finals.....Tennessee 85, Ole Miss 71

**1981** .....Baton Rouge, La. Second Round.....Georgia 75, Ole Miss 68

**1982** .....Lexington, Ky. Second Round.....LSU 77, Ole Miss 73

**1983** .....Knoxville, Tenn. Second Round.....Ole Miss 59, Mississippi State 56 Semifinals.....Ole Miss 72, Auburn 62 Finals.....Georgia 72, Ole Miss 69

**1984** .....Athens, Ga. Second Round.....Vanderbilt 78, Ole Miss 73

**1985** .....Oxford, Miss. Second Round.....Ole Miss 88, Mississippi State 45 Semifinals.....Tennessee 79, Ole Miss 71

**1986** .....Athens, Ga. Second Round.....Ole Miss 83, Tennessee78 Semifinals.....Georgia 76, Ole Miss 68

**1987** .....Albany, Ga. Second Round.....Kentucky 65, Ole Miss 64

**1988** .....Albany, Ga. Second Round.....Ole Miss 76, Alabama 66 Semifinals.....Auburn 69, Ole Miss 60

**1989** .....Albany, Ga. Second Round.....Ole Miss 78, Georgia 69 Semifinals.....Tennessee 82, Ole Miss 60

**1990** .....Albany, Ga. Second Round.....Ole Miss 71, Alabama 45 Semifinals.....Auburn 72, Ole Miss 71 (OT)

**1991** .....Albany, Ga. First Round.....Ole Miss 74, Mississippi State 56

Second Round.....Auburn 76, Ole Miss 50

**1992** .....Albany, Ga. Second Round.....Ole Miss 58, Auburn 52 Semifinals.....Georgia 71, Ole Miss 60

**1993** .....Chattanooga, Tenn. First Round.....Ole Miss 59, South Carolina 57 Second Round.....Ole Miss 69, Auburn 55 Semifinals.....Vanderbilt 79, Ole Miss 54

**1994** .....Chattanooga, Tenn. First Round.....Ole Miss 100, Mississippi State 64 Second Round.....Alabama 86, Ole Miss 84

**1995** .....Chattanooga, Tenn. First Round.....Ole Miss 78, Mississippi State 69 Second Round.....Vanderbilt 64, Ole Miss 57

**1996** .....Chattanooga, Tenn. First Round.....Ole Miss 76, Arkansas 73 Second Round.....Tennessee 73, Ole Miss 51

**1997** .....Chattanooga, Tenn. First Round.....Auburn 72, Ole Miss 64

**1998** .....Columbus, Ga. First Round.....Ole Miss 77, Georgia 73 Second Round.....Vanderbilt 76, Ole Miss 64

**1999** .....Chattanooga, Tenn. First Round.....Kentucky 75, Ole Miss 59

**2000** .....Chattanooga, Tenn. First Round.....Mississippi State 75, Ole Miss 59

**2001** .....Memphis, Tenn. First Round.....Ole Miss 75, South Carolina 68 Second Round.....Georgia 80, Ole Miss 61

**2002** .....Nashville, Tenn. First Round.....Arkansas 78, Ole Miss 68

**2003** .....North Little Rock, Ark. First Round.....South Carolina 79, Ole Miss 64

**2004** .....Nashville, Tenn. First Round.....Ole Miss 63, Alabama 56 Second Round.....LSU 79, Ole Miss 66

**2005** .....Greenville, S.C. First Round.....Ole Miss 53, South Carolina 50 Second Round.....Georgia 87, Ole Miss 65

**2006** .....North Little Rock, Ark. First Round.....Ole Miss 94, Arkansas 64 Second Round.....LSU 91, Ole Miss 73

**2007** .....Duluth, Ga. First Round.....Ole Miss 78, Alabama 49 Second Round.....LSU 52, Ole Miss 46

**2008** .....Nashville, Tenn. First Round.....Ole Miss 54, Mississippi State 49 Second Round.....LSU, 80, Ole Miss 36

**2009** .....North Little Rock, Ark. First Round.....Ole Miss, 65, Arkansas 60 Second Round.....Auburn 71, Ole Miss 65

**2010** .....Duluth, Ga. First Round.....Ole Miss 64, South Carolina 63 Second Round.....Tennessee 76, Ole Miss 51

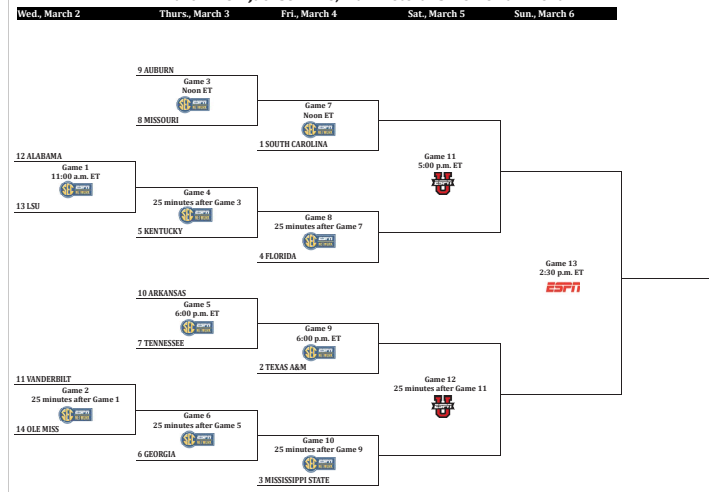
**2011** .....Nashville, Tenn. First Round.....South Carolina, 62, Ole Miss 50

**2012** .....Nashville, Tenn. First Round.....Auburn 67, Ole Miss 47

**2014** .....Duluth, Ga. First Round.....Ole Miss 63, Arkansas 62 Second Round.....Auburn 70, Ole Miss 54

**2015** .....Little Rock, Ark. First Round.....Arkansas 72, Ole Miss 61

2016 SEC Women's Basketball Tournament  
 March 2-6 • Jacksonville, Fla. • Veterans Memorial Arena





## 00 - KIARA GOLDEN

G • 5-8 • SO. • 1L

OLIVE BRANCH, MISS. (CENTER HILL)

MAJOR: UNDECLARED

### SEASON HIGHS

- Points:** 12, vs McNeese State, 12/19/15
- Rebounds:** 3, vs. Alabama A&M, 12/29/15
- Assists:** 4, vs. Mississippi Valley State, 11/13/15
- Steals:** 4, at Middle Tennessee, 11/22/15
- Blocks:** 1, 2x, last at LSU, 1/7/16
- Field Goals:** 4, 2x last vs. McNeese State, 12/19/15
- Free Throws:** 3, vs. Alabama A&M, 12/29/15
- Three Pointers:** 4, vs McNeese State, 12/19/15

### CAREER HIGHS

- Points:** 19, at WKU, 12/4/14
- Rebounds:** 6 at WKU, 12/4/14
- Assists:** 4, vs. Mississippi Valley State, 11/13/15
- Steals:** 4, at Middle Tennessee, 11/22/15
- Blocks:** 1, 3x, last at LSU, 1/7/16
- Field Goals:** 6, at WKU, 12/4/14
- Free Throws:** 4, 3x, last vs Baylor, 12/7/14
- Three Pointers:** 4, vs McNeese State, 12/19/15

### MISCELLANEOUS

- Double-Figure Points:** 2
- Double-Figure Rebounds:**
- Double-Doubles:**
- 5+ Rebounds:**
- 5+ Assists:**
- Led Team in Points:**
- Led Team in Rebounds:**
- Led Team in Assists:** 1

### GOLDEN NOTEBOOK

**SEC RANKS:**

**LAST GAME:** DNP - Coaches Decision

- Fourth career game in double figures with 12 pts. vs. McNeese State
- Career high four 3-PT FG's vs. McNeese State
- Career-high four steals vs. Middle Tennessee
- Career-high four assists vs. Mississippi Valley State
- Cousin is Anfernee "Penny" Hardaway who spent time in the NBA

### 2015-16 GAME-BY-GAME STATS// KIARA GOLDEN

OPPONENT	DATE	GS	MIN	FG	PCT	3FG	PCT	FT	PCT	O-D	TOT	PF	A	T	B	S	PTS
Miss. Valley	11/13	13	2-6	.333	2-6	.333	0-0	.000	0-2	2	1	4	1	0	1	0	6
UL-Lafayette	11/15	10	2-4	.500	1-2	.500	0-0	.000	0-1	1	1	0	0	0	1	0	5
Missouri State	11/19							-DNP-									
at Middle Tenn.	11/22	17	4-9	.445	1-3	.333	1-6	.166	0-2	2	3	2	1	0	4	0	10
at Stony Brook	11/27	4	0-1	.000	0-1	.000	0-0	.000	1-0	1	0	0	0	0	0	0	0
at Wagner	11/29	8	0-1	.000	0-0	.000	0-0	.000	0-1	1	1	0	1	0	0	0	0
Western Ky	12/2							-DNP-									
Ark.- Pine Bluff	12/6	13	2-7	.280	1-3	.333	0-0	.000	2-0	2	1	0	1	0	2	0	5
at Southern Miss	12/12	1	0-2	.000	0-1	.000	0-0	.000	0-0	0	0	0	0	0	0	0	0
New Orleans	12/14	12	1-2	.500	1-1	1.00	0-0	.000	1-0	1	1	1	1	0	1	0	3
Tulane	12/16							-DNP-									
McNeese State	12/19	18	4-9	.444	4-7	.571	0-0	.000	0-1	1	1	1	1	0	3	0	12
Alabama A&M	12/29	17	1-6	.667	0-4	.000	3-3	1.00	1-2	3	0	1	1	1	2	0	5
Vanderbilt	1/3	5	0-2	.000	0-2	.000	0-0	.000	0-2	2	0	0	1	0	0	0	0
at LSU	1/7	12	2-5	.400	1-3	.333	0-2	.000	0-0	0	0	0	0	1	0	0	5
Florida	1/10	3	0-1	.000	0-0	.000	0-0	.000	0-0	0	0	0	1	0	0	0	0
at Texas A&M	1/14	7	1-1	1.00	1-1	1.00	0-0	.000	0-0	0	0	0	0	0	1	0	3
at Mississippi St.	1/18							-DNP-									
Kentucky	1/21							-DNP-									
at South Carolina	1/28							-DNP-									
Missouri	1/31							-DNP-									
at Alabama	2/4		0+	0-0	.000	0-0	.000	0-0	.000	0-0	0	0	0	0	0	0	0
at Georgia	2/7							-DNP-									
Auburn	2/11	5	0-3	.000	0-3	.000	0-0	.000	0-2	2	0	0	1	0	0	0	0
Texas A&M	2/15	5	0-2	.000	0-1	.000	1-2	.500	0-0	0	0	0	0	0	0	0	1
at Tennessee	2/18							-DNP-									
Mississippi St	2/21							-DNP-									
South Carolina	2/25							-DNP-									
at Arkansas	2/28							-DNP-									
vs. Vanderbilt																	



## 2 - JONELL WILLIAMS

F/C • 6-3 • FR. • HS

PALATKA, FLA. (PALTKA)

MAJOR: BIOLOGICAL SCIENCES

### SEASON HIGHS

**Points:** 10, vs. Alabama A&M, 12/29/15

**Rebounds:** 10, 2x, last vs. McNeese State, 12/19/15

**Assists:** 1, 2x last vs. New Orleans, 12/14/15

**Steals:** 2, 2x, last vs. Alabama A&M, 12/29/15

**Blocks:** 1, vs. Arkansas-Pine Bluff, 12/6/15

**Field Goals:** 4, 2x, last at Georgia, 2/7/16

**Free Throws:** 3, vs. New Orleans, 12/14/15

**Three Pointers:**

### CAREER HIGHS

**Points:** 10, vs. Alabama A&M, 12/29/15

**Rebounds:** 10, 2x, last vs. McNeese State, 12/19/15

**Assists:** 1, 2x last vs. New Orleans, 12/14/15

**Steals:** 2, 2x, last vs. Alabama A&M, 12/29/15

**Blocks:** 1, vs. Arkansas-Pine Bluff, 12/6/15

**Field Goals:** 4, 2x, last at Georgia, 2/7/16

**Free Throws:** 3, vs. New Orleans, 12/14/15

### MISCELLANEOUS

**Double-Figure Points:** 1

**Double-Figure Rebounds:** 2

**Double-Doubles:**

**5+ Rebounds:** 7

**5+ Assists:**

**Led Team in Points:**

**Led Team in Rebounds:** 5

**Led Team in Assists:**

### WILLIAMS NOTEBOOK

#### SEC RANKS:

**LAST GAME:** Saw 1 minute of action at Arkansas

- Texas A&M game was just second game this season without a rebound
- Georgia game was first appearance in six games; 8 points was two shy of tying her career high
- First game being held without a rebound against Vanderbilt; entered the game on a 8-game rebounding streak
- First career game in double figures with 10 points against Alabama A&M
- Tied her career high with 10 rebounds vs. McNeese State, has grabbed a rebound in 13 of 15 games played
- Averaging 4.7 rebounds per game
- Most rebounds by an Ole Miss freshman in their debut (9 vs. Mississippi Valley State on Nov. 13) since Arminie Price had 11 in her debut in 2004-05
- Father, John L. Williams, played football at Florida and spent 10 years in the NFL with the Seattle Seahawks and Pittsburgh Steelers

### 2015-16 GAME-BY-GAME STATS// JONELL WILLIAMS

OPPONENT	DATE	GS	MIN	FG	PCT	3FG	PCT	FT	PCT	O-D	TOT	PF	A	T	B	S	PTS
Miss. Valley	11/13	8	0-2	.000	0-0	.000	0-2	.000	6-3	9	1	1	1	0	1	0	
UL-Lafayette	11/15							-DNP-									
Missouri State	11/19	11	0-3	.000	0-0	.000	2-2	1.00	2-0	2	0	0	0	0	0	0	2
at Middle Tenn.	11/22							-DNP-									
at Stony Brook	11/27							-DNP-									
at Wagner	11/29	13	2-3	.667	0-0	.000	1-4	.250	3-6	9	1	0	2	0	1	1	5
Western Ky	12/2							-DNP-									
Ark.-Pine Bluff	12/6	12	3-5	.600	0-0	.000	1-2	.500	2-4	6	1	0	0	1	0	0	7
at Southern Miss	12/12							-DNP-									
New Orleans	12/14	15	0-4	.000	0-0	.000	3-6	.500	5-5	10	0	1	2	0	2	0	3
Tulane	12/16	6	2-4	.500	0-0	.000	2-2	1.00	3-1	4	2	0	0	0	0	0	6
McNeese State	12/19	13	0-2	.000	0-0	.000	0-0	.000	2-8	10	1	0	0	0	0	0	0
Alabama A&M	12/29	8	4-5	.800	0-0	.000	2-3	.667	3-2	5	1	0	2	0	2	0	10
Vanderbilt	1/3	3	0-0	.000	0-0	.000	0-0	.000	0-0	0	1	0	0	0	0	0	0
at LSU	1/7	6	0-1	.000	0-0	.000	2-2	1.00	1-3	4	0	0	1	0	0	0	2
Florida	1/10	12	0-2	.000	0-0	.000	0-0	.000	1-1	2	1	0	0	0	0	0	0
at Texas A&M	1/14							-DNP-									
at Mississippi St.	1/18							-DNP-									
Kentucky	1/21							-DNP-									
at South Carolina	1/28							-DNP-									
Missouri	1/31							-DNP-									
at Alabama	2/4							-DNP-									
at Georgia	2/7	13	4-5	.800	0-0	.000	0-1	.000	5-2	7	4	0	0	0	0	0	8
Auburn	2/11							-DNP-									
Texas A&M	2/15	3	0-0	.000	0-0	.000	0-0	.000	0-0	0	0	0	0	0	0	0	0
at Tennessee	2/18	1	0-0	.000	0-0	.000	0-0	.000	0-1	1	1	0	1	0	0	0	0
Mississippi St	2/21							-DNP-									
South Carolina	2/25	8	0-2	.000	0-0	.000	0-0	.000	1-0	1	0	0	2	0	0	0	0
at Arkansas	2/28	1	0-0	.000	0-0	.000	0-0	.000	0-0	0	0	0	0	0	0	0	0
vs. Vanderbilt	3/2																



## 3 - A'QUEEN HAYES

G • 5-8 • SO. • 1L

HORN LAKE, MISS. (HORN LAKE)

MAJOR: GENERAL STUDIES

### SEASON HIGHS

**Points:** 17, vs. Auburn, 2/11/16

**Rebounds:** 10, at Stony Brook, 11/27/15

**Assists:** 6, vs. Kentucky, 1/21/16

**Steals:** 5, 2x last at Alabama, 2/4/16

**Blocks:** 1, 3x, last vs. South Carolina, 2/26/16

**Field Goals:** 8, vs. Auburn, 2/11/16

**Free Throws:** 6, at Stony Brook, 11/27/15

**Three Pointers:** 1, 3x, last at Arkansas, 2/28/16

### CAREER HIGHS

**Points:** 17, vs. Auburn, 2/11/16

**Rebounds:** 10, 2x, last at Stony Brook, 11/27/15

**Assists:** 6, 2x, last vs. Kentucky, 1/21/16

**Steals:** 5, 3x, last at Alabama, 2/4/16

**Blocks:** 1, 5x, last vs. South Carolina, 2/26/16

**Field Goals:** 8, vs. Auburn, 2/11/16

**Free Throws:** 6, 3x, last at Stony Brook, 11/27/15

**Three Pointers:** 1, 10x, last at Arkansas, 2/28/16

### MISCELLANEOUS

**Double-Figure Points:** 6

**Double-Figure Rebounds:** 1

**Double-Doubles:** 1

**5+ Rebounds:** 18

**5+ Assists:** 2

**Led Team in Points:** 2

**Led Team in Rebounds:** 9

**Led Team in Assists:** 16

### HAYES NOTEBOOK

**SEC RANKS:** ASSISTS (12th-2.9/gm); **OFFENSIVE REBS** (5th-3.3/gm)

**LAST GAME:** Had 7 rebounds, 5 points and 4 assists in 21 minutes at Arkansas

**ACCOLADES:** College Sports Madeness SEC Player of the Week (Jan. 25)

• Career high 17 points vs. Auburn (8-of-11 from the floor)

• Averaging 7.6 ppg and 7.2 rpg over last five games; in double figures in three of last six games and in five SEC games

• In last 7 SEC games averaging 8.3 ppg and 6.9 rpg with three game in double figures. Averaged 6.3 and 5.0 rpg in first 6 SEC games.

• 16 career games in double figures

• Second on the team in assists (83) and is averging 2.9 per game; tied career high with 6 assists vs. Kentucky

• Had 43-game scoring streak snapped against Vanderbilt; has scored in each of the last 15 games

• Currently on a 52-game rebounding streak dating back to last season

• Tied career high with 5 steals vs. Western Kentucky; five career game of four or more steals

• Second career double-double at Stony Brook (10 pts, 10 rebs); one of three Rebels to have a double double this season

• Member of the SEC All-Freshman team in 2014-15; first Rebel to be named to the team since Valencia McFarland in 2010

### 2015-16 GAME-BY-GAME STATS//A'QUEEN HAYES

OPPONENT	DATE	GS	MIN	FG	PCT	3FG	PCT	FT	PCT	O-D	TOT	PF	A	T	B	S	PTS
Miss. Valley	11/13	*	16	3-8	.375	0-0	.000	0-0	.000	2-1	3	0	4	2	0	3	6
UL-Lafayette	11/15	*	13	3-3	1.00	0-0	.000	1-1	1.00	0-1	1	5	0	3	1	1	7
Missouri State	11/19		17	1-7	.142	0-0	.000	0-0	.000	4-2	6	2	2	0	0	1	2
at Middle Tenn.	11/22	*	27	2-9	.222	0-0	.000	1-3	.333	1-4	5	5	1	0	0	0	5
at Stony Brook	11/27	*	34	2-6	.333	0-0	.000	6-8	.750	4-6	10	4	2	4	0	1	10
at Wagner	11/29	*	19	3-4	.750	0-0	.000	2-4	.500	2-1	3	2	3	0	0	0	8
Western Ky	12/2	*	24	2-6	.333	0-0	.000	0-5	.000	3-1	4	4	2	4	0	5	4
Ark.-Pine Bluff	12/6	*	22	1-4	.250	0-1	.000	0-0	.000	3-2	5	0	4	0	0	2	2
at Southern Miss	12/12	*	28	1-10	.100	0-1	.000	1-4	.250	2-1	3	4	1	5	1	0	3
New Orleans	12/14	*	17	3-5	.600	0-2	.000	0-0	.000	3-2	5	2	4	0	0	2	6
Tulane	12/16	*	38	2-6	.333	1-2	.500	1-2	.500	5-1	6	5	4	5	0	2	6
McNeese State	12/19	*	28	3-9	.333	0-0	.000	2-2	1.00	6-1	7	4	4	3	0	1	8
Alabama A&M	12/29	*	26	3-5	.600	0-0	.000	0-0	.000	2-0	2	3	3	4	0	4	6
Vanderbilt	1/3	*	10	0-2	.000	0-1	.000	0-0	.000	0-1	1	3	0	2	0	0	0
at LSU	1/7	*	29	1-3	.333	1-2	.500	2-6	.333	5-4	9	1	3	2	0	1	5
Florida	1/10		7	1-2	.500	0-0	.000	0-0	.000	1-0	1	1	0	3	0	0	2
at Texas A&M	1/14		23	1-4	.250	0-1	.000	1-2	.500	1-2	3	1	2	5	0	2	3
at Mississippi St.	1/18	*	34	3-6	.500	0-0	.000	3-7	.429	7-2	9	2	2	1	0	2	9
Kentucky	1/21	*	40	5-7	.714	0-0	.000	4-4	1.00	3-3	6	4	6	3	0	4	14
at South Carolina	1/28	*	26	1-2	.500	0-0	.000	0-0	.000	0-3	3	3	4	2	0	1	2
Missouri	1/31	*	37	5-13	.385	0-3	.000	5-8	.625	6-2	8	2	4	1	0	3	15
at Alabama	2/4	*	30	2-6	.333	0-0	.000	1-2	.500	5-2	7	5	3	1	0	5	5
at Georgia	2/7	*	40	1-6	.167	0-0	.000	1-2	.500	6-3	9	4	5	2	0	1	3
Auburn	2/11	*	35	8-11	.727	1-2	.500	0-0	.000	2-1	3	5	4	4	0	0	17
Texas A&M	2/15	*	35	4-19	.211	0-1	.000	2-4	.500	2-6	8	5	3	4	0	0	10
at Tennessee	2/18	*	40	5-13	.385	0-0	.000	2-2	1.00	5-3	8	4	2	3	0	2	12
Mississippi St	2/21	*	40	2-9	.222	0-0	.000	2-2	1.00	4-3	7	4	3	0	0	0	6
South Carolina	2/25	*	37	2-10	.200	0-0	.000	1-3	.333	6-0	6	3	4	7	1	3	5
at Arkansas	2/28	*	21	1-8	.125	1-1	1.00	2-2	1.00	5-2	7	5	4	3	0	0	5
vs. Vanderbilt	3/2																



## 5 - ERIKA SISK

G • 5-9 • JR. • 1L

OXFORD, MISS. (OXFORD/MURRAY STATE)

MAJOR: GENERAL STUDIES

### SEASON HIGHS

**Points:** 23, vs. McNeese State, 12/19/15

**Rebounds:** 6, 2x, last vs. Mississippi State, 2/21/16

**Assists:** 7, vs. Auburn, 2/11/16

**Steals:** 8, vs. McNeese State, 12/19/15

**Blocks:**

**Field Goals:** 7, 2x, last vs. Alabama A&M, 12/29/15

**Free Throws:** 9, vs. McNeese State, 12/19/15

**Three Pointers:** 3, vs. Florida, 1/10/16

### CAREER HIGHS

**Points:** 29, vs. Tennessee State, 2/11/13

**Rebounds:** 9, vs. Alabama A&M, 12/20/14

**Assists:** 8, vs. Kentucky, 2/23/15

**Steals:** 8, vs. McNeese State, 12/19/15

**Blocks:** 1, 5x, last vs LSU, 2/26/15

**Field Goals:** 10, 2x, last vs. Tennessee State, 2/11/13

**Free Throws:** 10, vs. LSU, 2/26/15

**Three Pointers:** 3, 4x, last vs. Florida, 1/10/16

### MISCELLANEOUS

**Double-Figure Points:** 10

**Double-Figure Rebounds:**

**Double-Doubles:**

**5+ Rebounds:** 6

**5+ Assists:** 5

**Led Team in Points:** 3

**Led Team in Rebounds:**

**Led Team in Assists:** 13

### SISK NOTEBOOK

**SEC RANKS:** STEALS (4th-2.3), ASSISTS (13th - 2.8)

**NCAA RANKS:** STEALS (61st-66), STEALS/GM (79th-2.28)

**LAST GAME:** Had 2 rebounds and 1 steal in 21 minutes at Arkansas

- Came off the bench against Arkansas; snapping streak of 90 consecutive games started dating back to freshman season at Murray State

- First 40-minute outing of the season against Tennessee; one of four players to play 40 mins this season

- Dished out a season-high seven assists vs. Auburn; one shy of tying her career high

- Nailed season-high three triples against Florida; ties career-high

- Earned 200th career assist vs. Florida (175 during her time at Ole Miss); has 236 career assists

- Had 31-game scoring streak snapped after being held scoreless against Missouri

- First 20+ outing this season with 23 points vs. McNeese State

- Career high in steals (8) vs. McNeese State

- Needs just 73 points to reach 1,000 career points

### 2015-16 GAME-BY-GAME STATS//ERIKA SISK

OPPONENT	DATE	GS	MIN	FG	PCT	3FG	PCT	FT	PCT	O-D	TOT	PF	A	T	B	S	PTS
Miss. Valley	11/13	*	25	5-16	.313	0-3	.000	5-6	.833	3-2	5	0	3	1	0	3	15
UL-Lafayette	11/15	*	21	2-5	.500	1-1	1.00	1-2	.500	2-2	4	5	5	3	0	0	6
Missouri State	11/19	*	35	5-17	.290	1-3	.333	7-7	1.00	2-2	4	0	5	3	0	3	18
at Middle Tenn.	11/22	*	24	2-4	.500	0-1	.000	2-2	1.00	1-0	1	1	2	1	0	1	6
at Stony Brook	11/27	*	11	4-9	.445	1-2	.500	2-4	.500	3-2	5	3	3	2	0	6	11
at Wagner	11/29	*	27	3-6	.500	1-2	.500	1-4	.250	1-2	3	1	3	1	0	2	8
Western Ky	12/2	*	38	5-11	.450	1-1	1.00	5-8	.620	3-3	6	2	2	2	0	3	16
Ark.-Pine Bluff	12/6	*	20	3-7	.428	0-2	.000	0-0	.000	2-2	4	0	3	0	0	0	6
at Southern Miss	12/12	*	19	1-6	.162	0-3	.000	0-0	.000	2-2	4	1	0	4	0	1	2
New Orleans	12/14	*	19	4-7	.570	1-3	.333	1-1	1.00	1-0	1	0	3	0	0	1	10
Tulane	12/16	*	33	2-9	.222	0-3	.000	0-0	.000	2-1	3	4	5	3	0	5	4
McNeese State	12/19	*	29	7-13	.538	0-2	.000	9-11	.818	1-1	2	3	2	2	0	8	23
Alabama A&M	12/29	*	22	7-12	.583	1-3	.333	4-5	.800	3-0	3	0	4	1	0	1	19
Vanderbilt	1/3	*	37	6-9	.667	0-0	.000	6-9	.667	0-0	0	2	3	1	0	6	18
at LSU	1/7	*	34	2-8	.250	0-2	.000	1-1	1.00	2-0	2	2	1	1	0	2	5
Florida	1/10	*	33	5-20	.250	3-7	.428	2-4	.500	2-2	4	3	4	2	0	4	15
at Texas A&M	1/14	*	24	1-6	.167	0-2	.000	0-0	.000	2-1	3	5	4	3	0	2	2
at Mississippi St.	1/18	*	31	0-3	.000	0-0	.000	2-4	.500	2-1	3	3	5	2	0	1	2
Kentucky	1/21	*	32	4-10	.400	0-0	.000	1-2	.500	2-3	5	4	4	7	0	0	9
at South Carolina	1/28	*	10	0-2	.000	0-1	.000	1-2	.500	0-1	1	2	1	2	0	0	1
Missouri	1/31	*	30	0-5	.000	0-3	.000	0-0	.000	0-2	2	3	1	3	0	3	0
at Alabama	2/4	*	21	0-4	.000	0-2	.000	2-2	1.00	2-3	5	2	1	2	0	1	2
at Georgia	2/7	*	19	1-3	.333	0-1	.000	0-0	.000	0-2	2	0	3	1	0	0	2
Auburn	2/11	*	34	2-4	.500	0-1	.000	1-2	.500	1-1	2	4	7	5	0	1	5
Texas A&M	2/15	*	35	3-12	.250	0-1	.000	5-6	.833	3-0	3	0	2	2	0	3	11
at Tennessee	2/18	*	40	2-8	.250	0-0	.000	2-2	1.00	0-3	3	3	2	5	0	4	6
Mississippi St	2/21	*	29	2-8	.250	0-0	.000	3-5	.600	1-2	6	3	1	2	0	1	7
South Carolina	2/25	*	20	0-5	.000	0-0	.000	1-2	.500	2-0	2	5	2	2	0	3	1
at Arkansas	2/28		18	0-2	.000	0-1	.000	0-0	.000	1-1	2	0	0	2	0	1	0
vs. Vanderbilt	3/2																

### CAREER STATISTICS \*THESE STATS INCLUDE SISK'S TIME AT MURRAY STATE (DIFFERENT FROM CAREER SUMMARY IN BACK OF NOTES)

#### ERIKA SISK'S CAREER STATISTICS

Year	GP-GS	FG-FGA	Pct.	3P-A	Pct.	FT-FTA	Pct.	Reb-Avg	Pts.-Avg.	A	B	S
2012-13*	29-29	127-371	.342	34-131	.260	107-158	.677	100-3.4	395-13.6	61	2	53
2014-15	33-33	97-289	.336	15-95	.158	93-140	.664	103-3.0	302-9.2	94	4	73
2015-16	29-28	78-230	.339	10-50	.200	64-91	.703	90-3.1	230-7.9	81	0	66
TOTALS	91-90	302-890	.339	59-276	.213	264-389	.678	293-3.2	927-10.1	236	6	192

\*FROM MURRAY STATE



# 10 - CECILIA MUHATE PENA

F/C • 6-2 • FR. • HS

MADRID, SPAIN (ARTURO SORIA)

MAJOR: PSYCHOLOGY

## SEASON HIGHS

**Points:** 8, at South Carolina, 1/28/16

**Rebounds:** 9, vs. Florida, 1/10/16

**Assists:** 2, 3x, last at Georgia, 2/7/16

**Steals:** 2, vs. Missouri State, 11/19/15

**Blocks:** 2, 2x, last at Alabama, 2/4/16

**Field Goals:** 4, at South Carolina, 1/28/16

**Free Throws:** 2, vs. Alabama A&M, 12/29/15

**Three Pointers:**

## CAREER HIGHS

**Points:** 8, at South Carolina, 1/28/16

**Rebounds:** 9, vs. Florida, 1/10/16

**Assists:** 2, 3x, last at Georgia, 2/7/16

**Steals:** 2, vs. Missouri State, 11/19/15

**Blocks:** 2, 2x, last at Alabama, 2/4/16

**Field Goals:** 4, at South Carolina, 1/28/16

**Free Throws:** 2, vs. Alabama A&M, 12/29/15

**Three Pointers:**

## MISCELLANEOUS

**Double-Figure Points:**

**Double-Figure Rebounds:**

**Double-Doubles:**

**5+ Rebounds:** 5

**5+ Assists:**

**Led Team in Points:**

**Led Team in Rebounds:**

**Led Team in Assists:**

## MUHATE PENA NOTEBOOK

### SEC RANKS:

**LAST GAME:** 4 rebounds and 1 steal in 17 minutes at Arkansas

- First appearance in four games after battling concussion-like symptoms
- Scored 5 points at Georgia most points in last two outings and third game of five or more points this season
- Earned first career start against Missouri State
- Career-high 8 points at No. 2/2 South Carolina, went 4-of-4 from the floor
- Had a career-high 9 rebounds vs. Florida
- Averaging 2.9 rebounds per game
- One of two internationals on the team, joining Shequila Joseph
- Lots of international experience as a member of Spain's U17/U18 national teams. Played in the Euro Championships this past summer winning a gold medal

## 2015-16 GAME-BY-GAME STATS//CECILIA MUHATE PENA

OPPONENT	DATE	GS	MIN	FG	PCT	3FG	PCT	FT	PCT	O-D	TOT	PF	A	T	B	S	PTS
Miss. Valley	11/13		12	1-2	.500	0-0	.000	0-0	.000	2-2	4	1	1	2	1	0	2
UL-Lafayette	11/15		18	1-3	.333	0-0	.000	1-2	.500	1-7	8	2	0	0	0	1	3
Missouri State	11/19	*	9	2-3	.667	0-0	.000	0-0	.000	0-0	0	3	0	0	1	2	4
at Middle Tenn.	11/22		10	0-1	.000	0-0	.000	0-0	.000	1-2	3	1	0	0	0	0	0
at Stony Brook	11/27		6	1-2	.500	0-0	.000	0-0	.000	1-0	1	2	0	0	0	1	2
at Wagner	11/29		13	1-2	.500	0-0	.000	1-2	.000	0-0	0	0	2	1	0	1	3
Western Ky	12/2		4	0-1	.000	0-0	.000	0-0	.000	0-2	2	0	0	0	1	0	0
Ark.-Pine Bluff	12/6		10	0-1	.000	0-0	.000	0-0	.000	0-2	2	3	0	0	0	0	0
at Southern Miss	12/12		6	0-1	.000	0-0	.000	0-2	.000	2-0	2	1	0	0	2	0	0
New Orleans	12/14		17	1-2	.500	0-0	.000	1-3	.333	2-5	7	2	0	2	1	1	3
Tulane	12/16								-DNP-								
McNeese State	12/19		9	2-3	.667	0-0	.000	0-0	.000	2-2	5	3	1	1	0	1	4
Alabama A&M	12/29		13	2-4	.500	0-0	.000	2-2	1.00	3-0	3	1	0	0	1	0	6
Vanderbilt	1/3								-DNP-								
at LSU	1/7								-DNP-								
Florida	1/10		16	1-2	.500	0-0	.000	1-4	.250	4-5	9	5	2	3	1	1	3
at Texas A&M	1/14		21	1-1	1.00	0-0	.000	0-0	.000	0-1	1	2	1	1	0	0	2
at Mississippi St.	1/18		9	0-1	.000	0-0	.000	0-0	.000	1-1	2	2	0	1	0	1	0
Kentucky	1/21		4	0-0	.000	0-0	.000	1-2	.500	0-1	1	0	0	0	1	0	1
at South Carolina	1/28		18	4-4	1.00	0-0	.000	0-2	.000	1-2	3	1	0	1	0	1	8
Missouri	1/31		1	0-0	.000	0-0	.000	0-0	.000	0-0	0	0	0	0	0	0	0
at Alabama	2/4		8	0-2	.000	0-0	.000	0-0	.000	1-0	1	0	0	1	2	0	0
at Georgia	2/7		12	2-4	.500	0-0	.000	1-1	1.00	3-2	5	2	2	3	0	1	5
Auburn	2/11								-DNP-								
Texas A&M	2/15		4	0-0	.000	0-0	.000	1-2	.500	0-0	0	0	0	0	0	0	1
at Tennessee	2/18								-DNP (Concussion-like symptoms)								
Mississippi St	2/21								-DNP-(Concussion-like symptoms)								
South Carolina	2/25								-DNP- (Concussion-like symptoms)								
at Arkansas	2/28		17	0-0	.000	0-0	.000	0-0	.000	2-2	4	3	0	1	0	1	0
vs. Vanderbilt	3/2																



## 11 - SHEQUILA JOSEPH

F • 6-3 • JR. • 2L

LONDON, ENGLAND. (BARKING ABBY)

MAJOR: EXERCISE SCIENCE

### SEASON HIGHS

**Points:** 21, vs. Kentucky 1/21/16

**Rebounds:** 10, 2x, last at Arkansas, 2/28/16

**Assists:** 2, 6x, last vs Mississippi State, 2/21/16

**Steals:** 3, 3x, last vs Auburn, 2/11/16

**Blocks:** 2, 2x, last vs Texas A&M, 2/15/16

**Field Goals:** 8, 2x, last vs. Kentucky, 1/21/16

**Free Throws:** 4, vs. Vanderbilt 1/3/16

**Three Pointers:** 5, vs. Kentucky, 1/21/16

### CAREER HIGHS

**Points:** 21, 2x last vs. Kentucky, 1/21/16

**Rebounds:** 10, 2x, last at Arkansas, 2/28/16

**Assists:** 8, vs. South Alabama, 12/14/14

**Steals:** 3, 5x, last vs Auburn, 2/11/16

**Blocks:** 3, at Kentucky, 1/4/15

**Field Goals:** 8, 2x last vs. Kentucky, 1/21/16

**Free Throws:** 7, vs. Missouri, 1/2/14

**Three Pointers:** 5, 2x, last vs. Kentucky, 1/21/16

### MISCELLANEOUS

**Double-Figure Points:** 6

**Double-Figure Rebounds:** 2

**Double-Doubles:** 1

**5+ Rebounds:** 8

**5+ Assists:**

**Led Team in Points:** 2

**Led Team in Rebounds:** 3

**Led Team in Assists:**

### JOSEPH NOTEBOOK

#### SEC RANKS:

**LAST GAME:** Had 10 rebounds and 6 points in 35 minutes at Arkansas

**ACCOLADES:** SEC Player of the Week (Jan. 26) - First career accolade

- Went 0-4 from 3-PT line vs. South Carolina, snapping five-game streak with a triple. Has had a triple in 10 of the last 13 games

- Tied career-high with 10 rebounds at Arkansas; has hit the 10 rebound mark twice this season

- Played 40 mins vs. South Carolina; first career game of 40 minutes

- Fifth game in double figures with 21 pts in win over No. 9 Kentucky; second 20-point outing of the season and third of her career. First Rebel to score 20+ at The Pavilion at Ole Miss

- 21 points tied her career-best set in 2013-14 against Missouri; was 5-of-7 from 3-PT line which also ties her career high

- Currently on a 29-game rebounding streak with nine games of 5+ rebounds this season

- Grabbed first career double-double with 18 points and 10 rebounds vs. Missouri State

- Hails from London, England and joins Cecilia Muhate Pena as internationals on the Ole Miss roster

### 2015-16 GAME-BY-GAME STATS//SHEQUILA JOSEPH

OPPONENT	DATE	GS	MIN	FG	PCT	3FG	PCT	FT	PCT	O-D	TOT	PF	A	T	B	S	PTS
Miss. Valley	11/13		19	0-4	.000	0-2	.000	0-0	.000	1-1	2	3	1	0	0	0	0
UL-Lafayette	11/15		5	0-1	.000	0-1	.000	0-0	.000	0-1	1	1	0	2	1	0	0
Missouri State	11/19		31	6-14	.420	1-4	.250	3-4	.750	8-2	10	2	0	3	0	3	16
at Middle Tenn.	11/22	*	26	8-12	.667	3-5	.600	1-2	.500	4-4	8	0	0	1	0	1	20
at Stony Brook	11/27	*	19	1-3	.333	0-2	.000	1-2	.500	1-2	3	2	0	0	0	0	3
at Wagner	11/29	*	13	3-4	.750	2-3	.667	0-0	.000	2-2	4	3	1	2	0	1	8
Western Ky	12/2	*	33	1-6	.167	0-2	.000	3-4	.750	4-3	7	4	2	2	1	0	5
Ark.-Pine Bluff	12/6	*	21	3-5	.600	0-2	.000	0-1	.000	2-2	4	0	0	2	0	0	6
at Southern Miss	12/12	*	18	0-7	.000	0-4	.000	3-4	.750	2-1	3	2	0	2	2	1	3
New Orleans	12/14	*	17	4-6	.667	0-0	.000	2-3	.667	7-2	9	2	2	1	0	1	10
Tulane	12/16	*	20	2-6	.333	1-3	.333	0-0	.000	1-3	4	2	0	1	0	0	5
McNeese State	12/19	*	15	0-4	.000	0-2	.000	0-0	.000	1-1	2	2	1	1	0	1	0
Alabama A&M	12/29	*	7	0-1	.000	0-0	.000	0-0	.000	1-1	2	0	0	0	0	1	0
Vanderbilt	1/3	*	25	3-5	.600	2-4	.500	4-4	1.00	3-3	6	1	0	3	1	1	12
at LSU	1/7	*	10	0-2	.000	0-2	.000	1-2	.500	0-1	1	2	0	1	0	0	1
Florida	1/10	*	10	1-1	1.00	0-0	.000	0-0	.000	1-3	4	1	0	0	0	0	2
at Texas A&M	1/14	*	22	1-2	.500	1-2	.500	0-0	.000	0-2	2	0	0	1	0	0	3
at Mississippi St.	1/18	*	35	3-12	.250	1-6	.167	1-2	.500	2-2	4	1	0	5	0	1	8
Kentucky	1/21	*	34	8-12	.667	5-7	.714	0-0	.000	1-3	4	3	2	1	0	0	21
at South Carolina	1/28	*	36	4-11	.364	1-7	.143	0-0	.000	1-3	4	3	2	3	0	3	9
Missouri	1/31	*	37	3-13	.231	3-10	.300	1-2	.500	3-1	4	3	0	1	1	1	10
at Alabama	2/4	*	37	1-8	.125	0-4	.000	2-4	.500	1-3	4	3	0	6	1	2	4
at Georgia	2/7	*	25	2-3	.667	1-2	.500	0-0	.000	0-3	3	4	2	2	0	1	5
Auburn	2/11	*	36	3-9	.333	2-4	.500	1-2	.500	2-5	7	2	1	1	0	3	9
Texas A&M	2/15	*	38	2-12	.167	1-9	.111	0-0	.000	3-4	7	2	1	1	2	0	5
at Tennessee	2/18	*	36	2-11	.182	1-5	.200	0-0	.000	0-3	3	3	0	1	1	0	5
Mississippi St	2/21	*	36	3-5	.600	2-3	.667	1-2	.500	0-2	2	4	2	2	1	0	9
South Carolina	2/25	*	40	1-10	.100	0-4	.000	0-0	.000	0-1	1	2	0	2	0	1	2
at Arkansas	2/28	*	35	2-7	.286	2-5	.400	0-0	.000	1-9	10	5	0	4	0	0	6
vs. Vanderbilt	3/2																



## 20 - MADINAH MUHAMMAD

G • 5-8 • FR. • HS

CHICAGO, ILL. (WHITNEY YOUNG)

MAJOR: EXERCISE SCIENCE

### SEASON HIGHS

**Points:** 21, at Texas A&M, 1/14/16

**Rebounds:** 4, at Wagner, 11/29/15

**Assists:** 4, at Arkansas, 2/28/16

**Steals:** 4, vs. Florida, 1/10/16

**Blocks:** 1, 6x, last at South Carolina, 1/28/16

**Field Goals:** 7, vs. South Carolina, 2/25/16

**Free Throws:** 10, vs Mississippi State 2/21/16

**Three Pointers:** 4, 2x, last vs. South Carolina, 2/25/16

### CAREER HIGHS

**Points:** 21, at Texas A&M, 1/14/16

**Rebounds:** 4, at Wagner, 11/29/15

**Assists:** 4, at Arkansas, 2/28/16

**Steals:** 4, vs. Florida, 1/10/16

**Blocks:** 1, 6x, last at South Carolina, 1/28/16

**Field Goals:** 7, vs. South Carolina, 2/25/16

**Free Throws:** 10, vs Mississippi State 2/21/16

**Three Pointers:** 4, 2x, last vs. South Carolina, 2/25/16

### MISCELLANEOUS

**Double-Figure Points:** 11

**Double-Figure Rebounds:**

**Double-Doubles:**

**5+ Rebounds:**

**5+Assists:**

**Led Team in Points:** 4

**Led Team in Rebounds:**

**Led Team in Assists:** 2

## MUHAMMAD NOTEBOOK

### SEC RANKS:

**LAST GAME:** Had 14 points, 4 assists and 2 rebounds in 35 minutes at Arkansas

- Career-best four assists at Arkansas
- Topped 20 points for the second time with 20 pts vs. South Carolina (4-of-7 from 3-PT FG)
- 10 free throws vs. Mississippi State are the most by an Ole Miss player this season
- Leads Rebels in FT shooting in last five mins going 17-of-19 in late game situations
- Career-best 4 3-PT FGs on two occasions (at Georgia, vs. South Carolina); 10 games of multiple three-pointers
- Averaging 8.2 ppg in games started with nine of 11 games in double figures coming in games she's started
- Career-high in points (21) at Texas A&M; had reached double figures 11 times
- Third leading scorer with 7.6 ppg and averaging 8.4 ppg in SEC games (2nd best on the team)
- Earned first career start at Middle Tennessee.
- Won a state championship at Whitney Young High School in Chicago, Ill.

### 2015-16 GAME-BY-GAME STATS//MADINAH MUHAMMAD

OPPONENT	DATE	GS	MIN	FG	PCT	3FG	PCT	FT	PCT	O-D	TOT	PF	A	T	B	S	PTS
Miss. Valley	11/13		15	2-5	.474	2-4	.500	2-2	1.00	0-1	1	2	1	1	0	1	8
UL-Lafayette	11/15		23	5-12	.416	2-6	.333	2-3	.666	1-0	1	4	1	2	0	2	14
Missouri State	11/19		10	2-8	.258	0-0	.000	1-1	1.00	0-2	2	0	0	0	1	1	5
at Middle Tenn.	11/22	*	13	0-5	.000	0-3	.000	1-2	.500	0-1	1	4	0	1	0	0	1
at Stony Brook	11/27	*	12	3-8	.375	2-5	.400	0-0	.000	0-0	0	4	3	0	0	1	8
at Wagner	11/29	*	16	4-9	.444	2-4	.500	2-2	1.00	0-4	4	1	0	2	0	1	12
Western Ky	12/2	*	23	1-9	.111	0-5	.000	0-0	.000	0-1	1	2	0	2	0	1	2
Ark.-Pine Bluff	12/6	*	14	4-6	.666	2-2	1.00	0-0	.000	2-0	2	0	1	2	0	0	10
at Southern Miss	12/12	*	13	3-7	.420	1-2	.500	0-0	.000	1-2	3	2	0	2	0	1	7
New Orleans	12/14		14	2-6	.333	1-3	.333	0-0	.000	2-0	2	3	1	1	0	0	5
Tulane	12/16		10	1-2	.500	0-0	.000	0-0	.000	0-1	1	2	1	0	1	0	2
McNeese State	12/19		14	1-6	.166	0-4	.000	0-3	.000	0-3	3	3	2	2	1	3	6
Alabama A&M	12/29		23	1-6	.166	1-3	.333	4-4	1.00	0-2	2	1	1	2	0	1	7
Vanderbilt	1/3		4	0-0	.000	0-0	.000	0-0	.000	0-0	0	1	0	3	0	0	0
at LSU	1/7		16	1-7	.142	1-4	.205	0-0	.000	1-0	1	3	1	1	0	1	3
Florida	1/10	*	21	5-10	.500	3-5	.600	2-4	.500	1-1	2	2	1	1	0	4	15
at Texas A&M	1/14	*	30	6-18	.333	3-11	.273	6-8	.750	0-1	1	4	2	2	1	1	21
at Mississippi St.	1/18	*	30	4-8	.500	2-3	.667	0-0	.000	0-2	2	3	0	2	1	2	10
Kentucky	1/21	*	20	2-14	.143	1-8	.125	0-0	.000	0-1	1	1	0	0	0	0	5
at South Carolina	1/28	*	2	0-1	.000	0-0	.000	0-0	.000	0-0	0	0	0	0	1	0	0
Missouri	1/31	*	6	0-1	.000	0-1	.000	0-0	.000	0-0	0	2	0	0	0	0	0
at Alabama	2/4	*	6	0-4	.000	0-3	.000	0-0	.000	0-0	0	3	0	0	0	0	0
at Georgia	2/7	*	33	5-18	.278	4-12	.333	1-2	.500	0-1	1	4	0	2	0	2	15
Auburn	2/11	*	27	4-13	.308	3-9	.333	0-1	.000	1-1	2	4	3	2	0	0	11
Texas A&M	2/15	*	17	1-7	.143	0-4	.000	2-4	.500	1-1	2	4	0	1	0	0	4
at Tennessee	2/18	*	22	1-5	.200	0-2	.000	0-0	.000	0-2	2	2	0	1	0	0	2
Mississippi St	2/21	*	36	2-18	.111	0-8	.000	10-11	.909	0-0	0	2	1	4	0	0	14
South Carolina	2/25	*	28	7-17	.412	4-7	.571	2-2	1.00	1-1	2	2	0	1	0	1	20
at Arkansas	2/28	*	31	5-17	.294	2-9	.222	2-2	1.00	0-2	2	4	4	2	0	0	14
vs. Vanderbilt	3/2																



## 23 - SHANDRICKA SESSOM

G • 5-10 • SO. • 1L

BYHALIA, MISS. (BYHALIA)

MAJOR: EXERCISE SCIENCE

### SEASON HIGHS

**Points:** 28, vs. Arkansas-Pine Bluff, 12/6/15

**Rebounds:** 11, vs. Tulane, 12/16/15

**Assists:** 7, vs. Alabama A&M, 12/29/15

**Steals:** 4, vs. Arkansas-Pine Bluff, 12/6/15

**Blocks:** 2, 3x, last at Mississippi State, 1/18/16

**Field Goals:** 11, 2x, last at South Carolina, 1/28/16

**Free Throws:** 6, vs. Tulane, 12/16/15

**Three Pointers:** 6, vs. Arkansas-Pine Bluff, 12/6/15

### CAREER HIGHS

**Points:** 28, vs. Arkansas-Pine Bluff, 12/6/15

**Rebounds:** 11, vs. Tulane, 12/16/15

**Assists:** 7, vs. Alabama A&M, 12/29/15

**Steals:** 5, vs. Mississippi Valley State, 11/16/14

**Blocks:** 2, 3x, last at Mississippi State, 1/18/16

**Field Goals:** 11, 2x, last at South Carolina, 1/28/16

**Free Throws:** 7, at Middle Tennessee, 3/26/15

**Three Pointers:** 3, vs. Arkansas-Pine Bluff, 12/6/15

### MISCELLANEOUS

**Double-Figure Points:** 24

**Double-Figure Rebounds:** 3

**Double-Doubles:** 2

**5+ Rebounds:** 17

**5+ Assists:** 2

**Led Team in Points:** 12

**Led Team in Rebounds:** 4

**Led Team in Assists:** 2

### SESSOM NOTEBOOK

**SEC RANKS:** SCORING (6th-15.5 PPG), FG% (10th-.376), 3-PT FG MADE (9th-1.7/gm)

**NCAA RANKS:** FG ATTEMPTS (26th-481), FG MADE (65th-181), FINAL POINTS (121st-451), POINTS/GM (139th-15.6)

**LAST GAME:** Had 19 points, 4 rebounds, 1 assist and 1 steal in 40 minutes at Arkansas

- C Spire Gilcom Trophy finalist, awarded to top collegiate women's basketball player in Mississippi

- In a reserve roll for four games was back in the starting lineup against Arkansas. Averaged 14.0 ppg in that span of time with three games in double figures

- Has started 25 of 29 games this season

- Scored 26 points at No. 2 South Carolina - most points an individual has scored against South Carolina this season. In double figures both games against South Carolina, averaging 19.5 ppg vs. the Gamecocks

- Averaging 13.3 ppg in SEC play and has been in double figures in last 9 of last 12 games and 24 games this season

- Third game of double-figure rebounds with 10 against Florida; averaging 5.2 rpg

- Career-high 7 assists vs. Alabama A&M. Three games of 5+ assists this season

- Second consecutive double-double vs. McNeese State (22 pts, 10 rebs). Only player to record multiple double-doubles

- Seven 20+ outings this season. Eight career games of 20+ points

- Career high 28 points against Arkansas-Pine Bluff and career-best 6 assists

- Currently has a 31-game rebounding streak dating back to last season

### 2015-16 GAME-BY-GAME STATS//SHANDRICKA SESSOM

OPPONENT	DATE	GS	MIN	FG	PCT	3FG	PCT	FT	PCT	O-D	TOT	PF	A	T	B	S	PTS
Miss. Valley	11/13	*	32	9-19	.474	2-7	.286	4-5	.800	3-3	6	1	3	5	0	3	24
UL-Lafayette	11/15	*	36	4-19	.210	1-6	.166	3-4	.750	2-5	7	3	5	6	0	2	12
Missouri State	11/19	*	24	8-18	.445	1-5	.200	0-3	.000	2-5	7	3	2	0	0	1	17
at Middle Tenn.	11/22	*	37	7-14	.500	1-2	.500	2-2	1.00	2-3	5	4	0	5	0	3	17
at Stony Brook	11/27	*	19	7-16	.430	2-6	.333	0-0	.000	3-2	5	5	1	2	0	1	16
at Wagner	11/29	*	24	8-14	.571	2-5	.407	0-0	.000	1-6	7	3	0	2	0	1	18
Western Ky	12/2	*	18	6-11	.545	3-5	.600	3-4	.750	2-3	5	4	1	0	2	0	18
Ark.-Pine Bluff	12/6	*	25	11-21	.523	6-12	.500	0-0	.000	2-1	3	0	6	0	1	4	28
at Southern Miss	12/12	*	40	9-22	.404	2-8	.250	0-0	.000	1-4	5	1	1	2	1	3	20
New Orleans	12/14	*	13	4-12	.333	1-4	.250	2-2	1.00	2-3	5	2	2	1	0	3	11
Tulane	12/16	*	38	7-23	.304	2-7	.285	6-8	.750	4-7	11	4	1	4	1	2	22
McNeese State	12/19	*	27	9-15	.600	2-2	1.00	2-2	1.00	6-4	10	4	2	2	0	0	22
Alabama A&M	12/29	*	22	6-18	.334	1-7	.147	0-0	.000	2-3	5	0	7	3	0	3	13
Vanderbilt	1/3	*	40	5-20	.250	0-4	.000	2-2	1.00	1-6	7	3	2	5	2	2	12
at LSU	1/7	*	14	2-7	.280	1-5	.200	0-0	.000	0-3	3	2	0	5	0	0	5
Florida	1/10	*	27	3-18	.166	1-4	.250	1-2	.500	4-6	10	5	2	6	0	1	8
at Texas A&M	1/14	*	24	5-13	.385	3-7	.429	0-0	.000	2-2	4	2	1	5	1	2	13
at Mississippi St.	1/18	*	40	6-19	.316	1-5	.200	1-2	.500	1-2	3	3	0	1	2	0	14
Kentucky	1/21	*	26	5-16	.313	3-6	.500	1-1	1.00	1-3	4	4	2	2	1	1	14
at South Carolina	1/28	*	40	11-21	.524	0-6	.000	4-5	.800	1-7	8	2	2	5	0	1	26
Missouri	1/31	*	33	6-22	.273	1-8	.125	2-2	1.00	0-2	2	3	2	0	0	0	15
at Alabama	2/4	*	38	6-20	.300	2-9	.222	1-2	.500	1-3	5	2	0	1	0	1	15
at Georgia	2/7	*	22	3-12	.250	2-7	.286	0-0	.000	1-1	2	1	1	5	0	0	8
Auburn	2/11	*	34	4-13	.308	0-6	.000	0-0	.000	2-3	5	3	1	2	0	2	8
Texas A&M	2/15		29	5-14	.357	1-4	.250	2-2	1.00	1-2	3	5	1	1	0	2	13
at Tennessee	2/18		35	8-17	.471	3-5	.600	2-2	.100	1-3	4	4	2	2	1	0	21
Mississippi St	2/21		32	4-10	.400	1-3	.333	0-0	.000	1-1	2	4	0	2	1	2	9
South Carolina	2/25		22	4-13	.308	3-5	.600	2-2	1.00	2-2	4	3	3	0	1	0	13
at Arkansas	2/28	*	40	9-24	.375	1-9	.111	0-0	.000	1-3	4	4	1	3	0	1	19
vs. Vanderbilt	3/2																



## 24 - BRETТА HART

F • 6-1 • JR. • 2L

POPLARVILLE, MISS. (BAY)

MAJOR: GENERAL STUDIES

### SEASON HIGHS

**Points:** 20, vs. Alabama A&M, 12/29/15

**Rebounds:** 19, vs. UL-Lafayette, 11/15/15

**Assists:** 1, 5x last vs. Mississippi State, 2/21/16

**Steals:** 4, 2x last vs. Mississippi State, 2/21/16

**Blocks:** 3, 5x, last at Arkansas, 2/28/16

**Field Goals:** 9, vs. Alabama A&M, 12/29/15

**Free Throws:** 2, 3x last vs. South Carolina, 2/25/16

**Three Pointers:**

### CAREER HIGHS

**Points:** 20, vs. Alabama A&M, 12/29/15

**Rebounds:** 19, vs. UL-Lafayette, 11/15/15

**Assists:** 2, at Kentucky, 2/13/14

**Steals:** 4, 2x last vs. Mississippi State, 2/21/16

**Blocks:** 3, 5x, last at Arkansas, 2/28/16

**Field Goals:** 9, vs. Alabama A&M, 12/29/15

**Free Throws:** 5, vs. Jacksonville State, 11/8/13

**Three Pointers:**

### MISCELLANEOUS

**Double-Figure Points:** 1

**Double-Figure Rebounds:** 2

**Double-Doubles:**

**5+ Rebounds:** 14

**5+ Assists:**

**Led Team in Points:** 1

**Led Team in Rebounds:** 5

**Led Team in Assists:**

### HART NOTEBOOK

**SEC RANKS: BLOCKS** (9th-1.2 BPG)

**LAST GAME:** Had 7 rebounds, 4 points and 3 blocks in 27 minutes at Arkansas

- Started seventh game of the season and fifth consecutive at Arkansas
- Tied her career-high in blocks with 3 at Arkansas; has hit the mark five times this season
- Currently on a 13-game rebounding streak
- Tied her career high in steals with four against Mississippi State
- First career 20-point outing against Alabama A&M, second career game in double figures
- Second game of double figure rebounds (18) vs. Western Kentucky, owns the No. 2 and No. 3 rebounding performances in the SEC this season (19 vs. UL-Lafayette, 18 vs. Western Kentucky)
- Has posted at least four rebounds in 20 of 28 games this season; leads team in rebounding with 5.6 rpg
- 12-game scoring streak snapped vs. Florida. Has scored in 25 of 28 games this season
- Career-high 19 rebounds vs. UL-Lafayette. First Ole Miss player with 19 rebounds since former Rebel Tia Faleru had 19 vs. Southern in 2014.

### 2015-16 GAME-BY-GAME STATS//BRETТА HART

OPPONENT	DATE	GS	MIN	FG	PCT	3FG	PCT	FT	PCT	O-D	TOT	PF	A	T	B	S	PTS
Miss. Valley	11/13	*	14	2-6	.333	0-0	.000	0-0	.000	3-4	7	1	0	2	1	2	4
UL-Lafayette	11/15	*	36	4-9	.444	0-0	.000	1-5	.200	9-10	19	5	0	1	3	1	9
Missouri State	11/19	*	11	0-2	.000	0-0	.000	0-0	.000	3-1	4	2	0	2	0	1	0
at Middle Tenn.	11/22		13	3-5	.600	0-0	.000	1-1	1.00	4-2	6	3	0	2	3	1	7
at Stony Brook	11/27		17	2-3	.667	0-0	.000	0-2	.000	6-1	7	5	0	0	0	1	4
at Wagner	11/29		12	2-2	1.00	0-0	.000	0-0	.000	0-4	4	1	0	1	0	0	4
Western Ky	12/2		30	2-8	.250	0-0	.000	0-0	.000	9-9	18	2	0	0	0	0	4
Ark.-Pine Bluff	12/6		14	2-4	.500	0-0	.000	0-1	.000	3-2	5	2	1	1	0	1	4
at Southern Miss	12/12		28	1-4	.250	0-0	.000	0-0	.000	4-3	7	3	0	1	1	1	2
New Orleans	12/14		9	1-3	.333	0-0	.000	0-0	.000	0-2	2	1	1	1	2	3	2
Tulane	12/16		15	3-3	1.00	0-0	.000	1-3	.000	2-4	6	3	0	2	1	0	7
McNeese State	12/19		10	2-4	.500	0-0	.000	0-0	.000	1-3	4	1	0	2	0	1	4
Alabama A&M	12/29		17	9-10	.900	0-0	.000	2-5	.400	3-6	9	1	0	0	2	3	20
Vanderbilt	1/3		24	4-5	.800	0-0	.000	1-2	.500	1-3	4	5	0	2	1	2	9
at LSU	1/7		28	2-6	.333	0-0	.000	0-0	.000	3-4	7	5	1	2	1	4	4
Florida	1/10		9	0-1	.000	0-0	.000	0-0	.000	0-0	0	1	0	0	1	0	0
at Texas A&M	1/14		22	3-4	.750	0-0	.000	0-0	.000	1-2	3	1	0	1	3	1	6
at Mississippi St.	1/18		9	0-2	.000	0-0	.000	1-2	.500	1-0	1	5	0	2	1	1	1
Kentucky	1/21		23	3-4	.750	0-0	.000	0-0	.000	3-2	5	2	1	0	1	1	6
at South Carolina	1/28		21	1-4	.250	0-0	.000	0-0	.000	1-0	1	5	0	0	2	2	2
Missouri	1/31		13	0-1	.000	0-0	.000	0-0	.000	1-3	4	3	0	0	1	0	0
at Alabama	2/4		19	1-5	.200	0-0	.000	0-0	.000	1-4	5	3	0	1	1	0	2
at Georgia	2/7		17	3-4	.750	0-0	.000	0-0	.000	1-2	3	1	0	2	1	1	6
Auburn	2/11		12	2-3	.667	0-0	.000	0-0	.000	1-4	5	3	0	1	2	1	4
Texas A&M	2/15	*	24	1-5	.200	0-0	.000	1-2	.500	3-5	8	4	0	0	3	2	3
at Tennessee	2/18	*	15	1-2	.500	0-0	.000	0-0	.000	0-1	1	2	0	0	0	0	2
Mississippi St	2/21	*	23	2-6	.333	0-0	.000	2-2	1.00	1-2	3	4	1	1	0	4	6
South Carolina	2/25	*	31	0-4	.000	0-0	.000	2-2	1.00	3-5	8	4	0	6	0	2	2
at Arkansas	2/28	*	27	2-4	.500	0-0	.000	0-0	.000	2-5	7	4	0	0	3	0	4
vs. Vanberbilt	3/2																



## 25 - ALISSA ALSTON

G • 5-8 • FR. • HS

NEW HAVEN, CONN. (UPPER ROOM CHRISTIAN)

MAJOR: UNDECLARED

### SEASON HIGHS

**Points:** 17, vs. Florida, 1/10/16

**Rebounds:** 7, at Wagner, 11/29/15

**Assists:** 4, 4x, last at South Carolina 1/28/16

**Steals:** 5, vs. Alabama A&M, 12/29/15

**Blocks:** 1, 2x, last vs. Western Kentucky, 12/2/15

**Field Goals:** 6, vs. Florida, 1/10/16

**Free Throws:** 6, 2x vs. New Orleans, 12/14/15

**Three Pointers:** 2, vs. Western Kentucky, 12/2/15

### CAREER HIGHS

**Points:** 17, vs. Florida, 1/10/16

**Rebounds:** 7, at Wagner, 11/29/15

**Assists:** 4, 4x, last at South Carolina 1/28/16

**Steals:** 5, vs. Alabama A&M, 12/29/15

**Blocks:** 1, 2x, last vs. Western Kentucky, 12/2/15

**Field Goals:** 6, vs. Florida, 1/10/16

**Free Throws:** 6, 2x vs. New Orleans, 12/14/15

**Three Pointers:** 2, vs. Western Kentucky, 12/2/15

### MISCELLANEOUS

**Double-Figure Points:** 4

**Double-Figure Rebounds:**

**Double-Doubles:**

**5+ Rebounds:** 1

**5+ Assists:**

**Led Team in Points:** 1

**Led Team in Rebounds:**

**Led Team in Assists:** 6

### ALSTON NOTEBOOK

#### SEC RANKS:

**LAST GAME:** Had 1 points in 6 minutes at Arkansas

• Career-high 17 points vs. Florida; second consecutive game in double figures

• Career-high 5 steals against Alabama A&M

• Went 6-of-8 from the free throw line vs. New Orleans; 6 free throws ties career high

• Nailed two triples vs. Western Kentucky, first game of multiple three-pointers

• Fourth on team with 44 assists averaging 1.6 apg; has tallied career high 4 assists on four occasions

• Has scored in 19 of 28 games played this season; had 14-game scoring streak snapped at Texas A&M

• Career high seven rebounds at Wagner.

• Hails from New Haven, Conn. and played prep basketball at Upper Room Christian Academy in New York

### 2015-16 GAME-BY-GAME STATS//ALISSA ALSTON

OPPONENT	DATE	GS	MIN	FG	PCT	3FG	PCT	FT	PCT	O-D	TOT	PF	A	T	B	S	PTS
Miss. Valley	11/13	15	3-5	.600	0-0	.000	6-9	.667	3-1	4	3	4	2	0	2	12	
UL-Lafayette	11/15	15	0-5	.000	0-0	.000	0-0	.000	0-1	1	5	3	2	0	0	0	
Missouri State	11/19	*	23	0-5	.000	0-0	.000	2-4	.500	2-2	4	1	3	0	1	1	2
at Middle Tenn.	11/22	27	4-10	.400	1-2	.500	0-1	.000	1-1	2	2	2	2	0	0	9	
at Stony Brook	11/27	14	2-5	.400	0-0	.000	1-4	.250	1-1	2	5	1	1	0	1	5	
at Wagner	11/29	22	4-11	.363	0-1	.000	4-6	.667	4-3	7	5	3	2	0	0	12	
Western Ky	12/2	18	2-6	.333	2-2	1.00	2-4	.500	1-2	3	4	2	3	1	0	8	
Ark.-Pine Bluff	12/6	18	1-5	.200	0-0	.000	1-2	.500	0-4	4	3	3	1	0	1	3	
at Southern Miss	12/12	12	0-1	.000	0-0	.000	1-2	.500	0-0	0	5	1	2	0	2	1	
New Orleans	12/14	25	1-7	.147	0-2	.000	6-8	.750	0-0	0	3	4	4	0	1	8	
Tulane	12/16	8	1-3	.333	1-1	1.00	0-0	.000	0-1	1	2	1	0	0	1	3	
McNeese State	12/19	12	1-4	.250	0-0	.000	2-2	1.00	1-2	3	2	1	2	0	1	4	
Alabama A&M	12/29	9	1-3	.333	0-0	.000	0-0	.000	0-0	0	5	4	1	0	5	2	
Vanderbilt	1/3	23	2-5	.407	0-1	.000	0-0	.000	1-2	3	5	1	3	0	0	4	
at LSU	1/7	16	2-6	.333	1-2	.500	5-7	.714	0-1	1	1	1	4	0	0	10	
Florida	1/10	*	33	6-17	.352	1-3	.333	4-11	.363	1-1	2	4	3	4	0	2	17
at Texas A&M	1/14	*	16	0-5	.000	0-1	.000	0-2	.000	1-0	1	4	1	3	0	0	
at Mississippi St.	1/18	7	1-2	.500	0-0	.000	1-2	.500	0-0	0	2	0	1	0	0	3	
Kentucky	1/21	0+	0-0	.000	0-0	.000	0-0	.000	0-0	0	0	0	0	0	0	0	
at South Carolina	1/28	15	3-5	.600	0-1	.000	2-4	.500	1-0	1	4	4	0	0	0	8	
Missouri	1/31	3	0-1	.000	0-0	.000	0-0	.000	1-1	2	0	0	0	0	0	0	
at Alabama	2/4	13	0-3	.000	0-0	.000	2-4	.500	1-3	4	1	0	1	0	0	2	
at Georgia	2/7	4	0-1	.000	0-0	.000	1-2	.500	0-1	1	0	1	0	0	0	1	
Auburn	2/11	7	0-0	.000	0-0	.000	0-0	.000	0-0	0	2	0	1	0	0	0	
Texas A&M	2/15	6	0-0	.000	0-0	.000	0-0	.000	0-0	0	0	0	3	0	0	0	
at Tennessee	2/18																
Mississippi St	2/21	3	0-1	.000	0-0	.000	0-0	.000	0-0	0	0	1	0	0	1	0	
South Carolina	2/25	10	0-2	.000	0-1	.000	2-6	.333	0-0	0	3	0	2	0	1	2	
at Arkansas	2/28	6	0-4	.000	0-0	.000	1-2	.500	0-0	0	4	0	0	0	0	1	
vs. Vanderbilt	3/2																



## 44 - TORRI LEWIS

G • 5-11 • FR. • HS

OLIVE BRANCH, MISS. (HOME SCHOOL)

MAJOR: UNDECLARED

### SEASON HIGHS

**Points:** 36, vs. New Orleans, 12/14/15

**Rebounds:** 4, 2x, last at Alabama, 2/4/16

**Assists:** 4, vs. UL-Lafayette, 11/15/15

**Steals:** 4, vs. New Orleans, 12/14/15

**Blocks:** 1, 2x last vs. Kentucky, 1/21/16

**Field Goals:** 11, vs. New Orleans, 12/14/15

**Free Throws:** 4, vs. New Orleans, 12/14/15

**Three Pointers:** 10, vs. New Orleans, 12/14/15

### CAREER HIGHS

**Points:** 36, vs. New Orleans, 12/14/15

**Rebounds:** 4, 2x, last at Alabama, 2/4/16

**Assists:** 4, vs. UL-Lafayette, 11/15/15

**Steals:** 4, vs. New Orleans, 12/14/15

**Blocks:** 1, 2x last vs. Kentucky, 1/21/16

**Field Goals:** 11, vs. New Orleans, 12/14/15

**Free Throws:** 4, vs. New Orleans, 12/14/15

**Three Pointers:** 10, vs. New Orleans, 12/14/15

### MISCELLANEOUS

**Double-Figure Points:** 2

**Double-Figure Rebounds:**

**Double-Doubles:**

**5+ Rebounds:**

**5+ Assists:**

**Led Team in Points:** 2

**Led Team in Rebounds:**

**Led Team in Assists:** 1

### LEWIS NOTEBOOK

#### SEC RANKS:

**LAST GAME:** Saw 4 minutes of action at Arkansas

- Had six game 3-PT FG streak snapped with no attempts from long range vs. Texas A&M; without a triple in three of the last five games

- 10-game scoring streak snapped vs. Texas A&M; scoreless in three of the last five games

- Set Tad Smith Coliseum record for 3-PT FG's with 10 vs. New Orleans; 10 is the most triples by a male or female at Tad Smith Coliseum (Marshall Henderson is the Ole Miss men's record holder); owns the Ole Miss freshman record for 3-PT FG's

- Career-best 36 points vs. New Orleans; first 30+ scorer for Ole Miss since Tia Faleru's 31 pts at Kentucky in 2013-14

- 36 points is tied for second most in SEC this season and is the second most by a freshman. Was six shy of the Tad Smith record for points (42) held by Bianca Thomas.

- Her 36 points are the most by a freshman in their first career start and ranks sixth on Ole Miss' single-game scoring list.

- Her 10 three-pointers rank her No. 3 on the SEC single-game list and ties for No. 3 in the NCAA.

- Home schooled and played her prep ball through the Memphis Home School league. Led her team to the national home school championship and is a two-time National Home School Player of the Year

### 2015-16 GAME-BY-GAME STATS//TORRI LEWIS

OPPONENT	DATE	GS	MIN	FG	PCT	3FG	PCT	FT	PCT	O-D	TOT	PF	A	T	B	S	PTS
Miss. Valley	11/13	6	1-3	.333	1-3	.333	1-2	.500	0-0	0	0	0	0	0	0	0	4
UL-Lafayette	11/15	14	6-7	.857	6-7	.857	2-3	.666	0-0	0	2	4	0	0	0	0	20
Missouri State	11/19	15	1-5	.200	1-4	.250	0-0	.000	0-0	0	3	1	1	0	0	1	3
at Middle Tenn.	11/22	6	0-1	.000	0-1	.000	0-0	.000	0-1	1	0	0	0	0	0	0	0
at Stony Brook	11/27	26	1-9	.113	1-5	.200	1-2	.500	1-3	4	3	1	1	0	0	1	4
at Wagner	11/29	19	0-5	.000	0-5	.000	1-2	.500	0-3	3	3	2	1	0	0	0	1
Western Ky	12/2	8	0-5	.000	0-4	.000	0-0	.000	0-0	0	0	0	0	0	0	0	0
Ark.-Pine Bluff	12/6	14	1-7	.142	1-7	.142	0-0	.000	2-1	3	1	1	0	0	0	1	3
at Southern Miss	12/12	25	0-2	.000	0-2	.000	0-0	.000	1-0	1	1	0	1	0	0	3	0
New Orleans	12/14	*	32	11-24	.450	10-22	.450	4-5	.800	1-1	2	1	3	1	0	4	36
Tulane	12/16	*	27	1-10	.100	1-9	.111	1-2	.500	1-2	3	1	0	3	0	2	4
McNeese State	12/19	*	10	2-8	.250	2-6	.333	0-0	.000	0-0	0	1	0	0	0	1	6
Alabama A&M	12/29	*	20	3-7	.424	3-7	.424	0-0	.000	0-3	3	0	0	0	1	0	9
Vanderbilt	1/3	*	27	0-1	.000	0-0	.000	0-0	.000	0-0	0	1	1	0	0	0	0
at LSU	1/7	*	19	2-6	.333	2-6	.333	0-0	.000	0-0	0	3	3	0	0	0	6
Florida	1/10		18	1-4	.250	1-4	.250	0-0	.000	0-0	0	2	0	1	0	1	3
at Texas A&M	1/14		11	2-3	.667	1-2	.500	0-0	.000	0-0	0	0	2	0	0	0	5
at Mississippi St.	1/18		5	2-3	.667	0-0	.000	0-0	.000	0-0	0	1	0	0	0	0	4
Kentucky	1/21		21	1-5	.200	1-5	.200	0-0	.000	0-1	1	1	2	1	1	1	3
at South Carolina	1/28		32	2-4	.500	2-4	.500	0-0	.000	0-3	3	1	1	1	0	0	6
Missouri	1/31		32	1-8	.125	1-8	.125	1-2	.500	0-1	1	1	1	1	0	2	4
at Alabama	2/4		28	3-6	.500	1-3	.555	0-0	.000	0-4	4	4	0	0	0	0	7
at Georgia	2/7		15	1-6	.167	1-6	.167	0-0	.000	0-0	0	1	1	0	0	0	3
Auburn	2/11		10	2-4	.500	2-4	.500	0-0	.000	0-0	0	0	0	0	0	2	6
Texas A&M	2/15		4	0-0	.000	0-0	.000	0-0	.000	0-1	1	1	0	0	0	0	0
at Tennessee	2/18		11	1-2	.500	1-2	.500	0-0	.000	0-0	0	2	1	0	0	0	3
Mississippi St	2/21		1	0-0	.000	0-0	.000	0-0	.000	0-0	0	0	0	0	0	0	0
South Carolina	2/25		4	0-0	.000	0-0	.000	0-0	.000	0-0	0	0	0	0	0	0	0
at Arkansas	2/28		4	0-2	.000	0-2	.000	0-0	.000	0-0	0	0	0	0	0	0	0
vs. Vanderbilt	3/2																

OLE MISS COMBINED STATISTICS

RECORD:	OVERALL	HOME	AWAY	NEUTRAL
ALL GAMES	10-19	8-9	2-10	0-0
CONFERENCE	2-14	2-6	0-8	0-0
NON-CONFERENCE	8-5	6-3	2-2	0-0

#	Player	gp-gs	min	avg	Total		3-Point		F-Throw		Rebounds					pts	avg					
					fg-fga	fg%	3fg-fga	3fg%	ft-fa	ft%	off	def	tot	avg	pf			dq	a	to	blk	stl
23	Sessom,Shandricka	29-25	851	29.3	181-481	.376	49-169	.290	40-52	.769	53	98	151	5.2	84	3	51	77	14	41	451	15.6
05	Sisk,Erika	29-28	790	27.2	78-230	.339	10-50	.200	64-91	.703	49	41	90	3.1	61	3	81	65	0	66	230	7.9
20	Muhammad,Madinah	29-20	529	18.2	72-247	.291	36-127	.283	41-52	.788	11	30	41	1.4	69	0	23	39	6	23	221	7.6
11	Joseph,Shequila	29-26	736	25.4	67-196	.342	29-104	.279	24-38	.632	52	73	125	4.3	62	1	17	51	11	22	187	6.4
03	Hayes,A'Queen	29-26	793	27.3	71-203	.350	4-17	.235	40-73	.548	95	60	155	5.3	92	7	83	73	3	46	186	6.4
44	Lewis,Torri	29-6	464	16.0	45-147	.306	39-128	.305	11-18	.611	6	24	30	1.0	34	0	24	12	2	19	140	4.8
15	Briggs,Kelsey	16-2	186	11.6	31-91	.341	5-28	.179	6-12	.500	16	15	31	1.9	22	1	7	11	5	12	73	4.6
24	Hart,Bretta	29-8	543	18.7	58-123	.472	0-0	.000	12-31	.387	70	93	163	5.6	82	6	5	33	34	36	128	4.4
25	Alston,Alissa	28-3	380	13.6	34-122	.279	6-17	.353	43-82	.524	19	27	46	1.6	75	6	44	44	2	19	117	4.2
04	Person,Precious	1-0	9	9.0	2-6	.333	0-2	.000	0-0	.000	1	1	2	2.0	2	0	1	0	1	1	4	4.0
00	Golden,Kiara	17-0	150	8.8	19-61	.311	12-38	.316	5-13	.385	5	13	18	1.1	9	0	9	10	2	15	55	3.2
02	Williams,Jonell	16-0	133	8.3	15-38	.395	0-0	.000	13-24	.542	34	36	70	4.4	14	0	2	11	1	6	43	2.7
10	Muhate Pena,C	22-1	237	10.8	19-39	.487	0-0	.000	9-22	.409	27	36	63	2.9	34	1	9	17	11	12	47	2.1
Team											88	65	153		1		6					
Total.....		29	5801		692-1984	.349	190-680	.279	308-508	.606	526	612	1138	39.2	641	28	356	449	92	318	1882	64.9
Opponents.....		29	5800		658-1565	.420	99-361	.274	449-668	.672	384	857	1241	42.8	514	-	417	649	118	217	1864	64.3

TEAM STATISTICS	OM	OPP	Date	Opponent	Score	Att.
SCORING	1882	1864	11/13/15	MISSISSIPPI VALLEY	w 97-61	7407
Points per game	64.9	64.3	11/15/15	UL-LAFAYETTE	L 78-82	789
Scoring margin	+0.6	-	11/19/15	MISSOURI STATE	L 78-91	743
FIELD GOALS-ATT	692-1984	658-1565	11/22/15	at Middle Tennessee	L 75-84	6605
Field goal pct	.349	.420	11/27/15	at Stony Brook	w 72-57	898
3 POINT FG-ATT	190-680	99-361	11/29/15	at WAGNER SEAHAWKS	w 86-49	732
3-point FG pct	.279	.274	12/2/15	WESTERN KENTUCKY	w 59-53	906
3-pt FG made per game	6.6	3.4	12/6/15	UAPBW	w 80-45	835
FREE THROWS-ATT	308-508	449-668	12-12-15	at Southern Miss	L 38-57	1632
Free throw pct	.606	.672	12/14/15	NEW ORLEANS	w 97-59	697
F-Throws made per game	10.6	15.5	12/16/15	TULANE	L 59-61	734
REBOUNDS	1138	1241	12/19/15	MCNEESE STATE	w 96-56	881
Rebounds per game	39.2	42.8	12/29/15	ALABAMA A&M	w 103-42	1061
Rebounding margin	-3.6	-	* 1/3/16	VANDERBILT	w 55-52	1283
ASSISTS	356	417	* 01/07/16	at LSU	L 57-76	2189
Assists per game	12.3	14.4	* 1/10/16	FLORIDA	L 65-85	2468
TURNOVERS	449	649	* 01/14/16	at Texas A&M	L 58-81	4033
Turnovers per game	15.5	22.4	* 01/18/16	at Mississippi State	L 51-79	7128
Turnover margin	+6.9	-	* 1/21/16	KENTUCKY	w 73-65	1335
Assist/turnover ratio	0.8	0.6	* 01/28/16	at #2/2 South Carolina	L 62-81	14313
STEALS	318	217	* 1/31/16	MISSOURI	L 46-60	1686
Steals per game	11.0	7.5	* 02/04/16	at Alabama	L 37-48	2607
BLOCKS	92	118	* 2/7/16	at Georgia	L 56-70	3826
Blocks per game	3.2	4.1	* 2/11/16	AUBURN	L 60-65	1335
ATTENDANCE	29735	57643	* 2/15/16	TEXAS A&M	L 48-62	1691
Home games-Avg/Game	17-1749	12-4804	* 02/18/16	at Tennessee	L 51-57	10548
Neutral site-Avg/Game	-	0-0	* 2/21/16	MISSISSIPPI STATE	L 51-60	4411
Score by Periods	1st	2nd	3rd	4th	Totals	
Ole Miss	504	382	481	515	1882	
Opponents	470	416	531	447	1864	

\* - Conference game

OLE MISS COMBINED STATISTICS (SEC-ONLY)

RECORD:	OVERALL	HOME	AWAY	NEUTRAL
ALL GAMES	2-14	2-6	0-8	0-0
CONFERENCE	2-14	2-6	0-8	0-0
NON-CONFERENCE	0-0	0-0	0-0	0-0

#	Player	gp-gs	min	avg	Total		3-Point		F-Throw		Rebounds					pts	avg					
					fg-fga	fg%	3fg-fga	3fg%	ft-fa	ft%	off	def	tot	avg	pf			dq	a	to	blk	stl
23	Sessom,Shandricka	16-12	496	31.0	86-259	.332	23-93	.247	18-22	.818	21	49	70	4.4	50	2	20	45	9	15	213	13.3
20	Muhammad,Madinah	16-14	329	20.6	43-158	.272	23-86	.267	25-34	.735	5	13	18	1.1	41	0	12	22	3	11	134	8.4
03	Hayes,A'Queen	16-14	484	30.3	42-121	.347	3-11	.273	26-44	.591	58	37	95	5.9	52	4	49	43	1	24	113	7.1
11	Joseph,Shequila	16-16	492	30.8	39-123	.317	22-74	.297	11-18	.611	18	48	66	4.1	39	1	10	34	7	13	111	6.9
05	Sisk,Erika	16-15	447	27.9	28-109	.257	3-21	.143	27-41	.659	23	22	45	2.8	41	2	41	42	0	32	86	5.4
24	Hart,Bretta	16-5	317	19.8	25-60	.417	0-0	.000	7-12	.583	23	42	65	4.1	52	4	3	18	21	21	57	3.6
15	Briggs,Kelsey	4-0	37	9.3	6-16	.375	1-6	.167	0-0	.000	5	4	9	2.3	6	1	1	3	0	1	13	3.3
25	Alston,Alissa	15-2	162	10.8	14-52	.269	2-9	.222	18-40	.450	6	9	15	1.0	30	1	12	22	0	4	48	3.2
44	Lewis,Torri	16-2	242	15.1	18-54	.333	13-46	.283	1-2	.500	0	10	10	0.6	18	0	12	4	1	6	50	3.1
10	Muhate Pena,C	10-0	110	11.0	8-14	.571	0-0	.000	4-11	.364	12	14	26	2.6	15	1	5	11	4	5	20	2.0
00	Golden,Kiara	7-0	37	5.3	3-14	.214	2-10	.200	1-4	.250	0	4	4	0.6	0	0	0	3	1	1	9	1.3
02	Williams,Jonell	8-0	47	5.9	4-10	.400	0-0	.000	2-3	.667	8	7	15	1.9	7	0	0	4	0	0	10	1.3
Team											57	35	92		1		3					
Total.....		16	3200		316-990	.319	92-356	.258	140-231	.606	236	294	530	33.1	352	16	165	254	47	133	864	54.0
Opponents.....		16	3200		384-834	.460	45-172	.262	254-366	.694	198	475	673	42.1	254	-	253	312	75	128	1067	66.7

TEAM STATISTICS	OM	OPP	Date	Opponent	Score	Att.
SCORING	864	1067	* 1/3/16	VANDERBILT	w 55-52	1283
Points per game	54.0	66.7	* 01/07/16	at LSU	L 57-76	2189
Scoring margin	-12.7	-	* 1/10/16	FLORIDA	L 65-85	2468
FIELD GOALS-ATT	316-990	384-834	* 01/14/16	at Texas A&M	L 58-81	4033
Field goal pct	.319	.460	* 01/18/16	at Mississippi State	L 51-79	7128
3 POINT FG-ATT	92-356	45-172	* 1/21/16	KENTUCKY	w 73-65	1335
3-point FG pct	.258	.262	* 01/28/16	at #2/2 South Carolina	L 62-81	14313
3-pt FG made per game	5.8	2.8	* 1/31/16	MISSOURI	L 46-60	1686
FREE THROWS-ATT	140-231	254-366	* 02/04/16	at Alabama	L 37-48	2607
Free throw pct	.606	.694	* 2/7/16	at Georgia	L 56-70	3826
F-Throws made per game	8.8	15.9	* 2/11/16	AUBURN	L 60-65	1335
REBOUNDS	530	673	* 2/15/16	TEXAS A&M	L 48-62	1691
Rebounds per game	33.1	42.1	* 02/18/16	at Tennessee	L 51-57	10548
Rebounding margin	-8.9	-	* 2/21/16	MISSISSIPPI STATE	L 51-60	4411
ASSISTS	165	253	* 2/25/16	#2/2 SOUTH CAROLINA	L 45-66	1473
Assists per game	10.3	15.8	* 02/28/16	at ARKANSAS	L 49-60	3132
TURNOVERS	254	312	* - Conference game			
Turnovers per game	15.9	19.5				
Turnover margin	+3.6	-				
Assist/turnover ratio	0.6	0.8				
STEALS	133	128				
Steals per game	8.3	8.0				
BLOCKS	47	75				
Blocks per game	2.9	4.7				
ATTENDANCE	15682	47776				
Home games-Avg/Game	8-1960	8-5972				
Neutral site-Avg/Game	-	0-0				

Score by Periods	1st	2nd	3rd	4th	Totals
Ole Miss	230	160	236	238	864
Opponents	275	226	300	266	1067

OLE MISS COMBINED STATISTICS (NON-CONFERENCE)

RECORD:	OVERALL	HOME	AWAY	NEUTRAL
ALL GAMES	8-5	6-3	2-2	0-0
CONFERENCE	0-0	0-0	0-0	0-0
NON-CONFERENCE	8-5	6-3	2-2	0-0

#	Player	gp-gs	min	avg	Total		3-Point		F-Throw		Rebounds					pts	avg					
					fg-fga	fg%	3fg-fga	3fg%	ft-fa	ft%	off	def	tot	avg	pf			dq	a	to	blk	stl
23	Sessom,Shandricka	13-13	355	27.3	95-222	.428	26-76	.342	22-30	.733	32	49	81	6.2	34	1	31	32	5	26	238	18.3
05	Sisk,Erika	13-13	343	26.4	50-121	.413	7-29	.241	37-50	.740	26	19	45	3.5	20	1	40	23	0	34	144	11.1
44	Lewis,Torri	13-4	222	17.1	27-93	.290	26-82	.317	10-16	.625	6	14	20	1.5	16	0	12	8	1	13	90	6.9
20	Muhammad,Madinah	13-6	200	15.4	29-89	.326	13-41	.317	16-18	.889	6	17	23	1.8	28	0	11	17	3	12	87	6.7
11	Joseph,Shequila	13-10	244	18.8	28-73	.384	7-30	.233	13-20	.650	34	25	59	4.5	23	0	7	17	4	9	76	5.8
03	Hayes,A'Queen	13-12	309	23.8	29-82	.354	1-6	.167	14-29	.483	37	23	60	4.6	40	3	34	30	2	22	73	5.6
24	Hart,Bretta	13-3	226	17.4	33-63	.524	0-0	.000	5-19	.263	47	51	98	7.5	30	2	2	15	13	15	71	5.5
25	Alston,Alissa	13-1	218	16.8	20-70	.286	4-8	.500	25-42	.595	13	18	31	2.4	45	5	32	22	2	15	69	5.3
15	Briggs,Kelsey	12-2	149	12.4	25-75	.333	4-22	.182	6-12	.500	11	11	22	1.8	16	0	6	8	5	11	60	5.0
00	Golden,Kiara	10-0	113	11.3	16-47	.340	10-28	.357	4-9	.444	5	9	14	1.4	9	0	9	7	1	14	46	4.6
02	Williams,Jonell	8-0	86	10.8	11-28	.393	0-0	.000	11-21	.524	26	29	55	6.9	7	0	2	7	1	6	33	4.1
04	Person,Precious	1-0	9	9.0	2-6	.333	0-2	.000	0-0	.000	1	1	2	2.0	2	0	1	0	1	1	4	4.0
10	Muhate Pena,C	12-1	127	10.6	11-25	.440	0-0	.000	5-11	.455	15	22	37	3.1	19	0	4	6	7	7	27	2.3
Team											31	30	61					3				
Total.....		13	2601		376-994	.378	98-324	.302	168-277	.606	290	318	608	46.8	289	12	191	195	45	185	1018	78.3
Opponents.....		13	2600		274-731	.375	54-189	.286	195-302	.646	186	382	568	43.7	260	-	164	337	43	89	797	61.3

TEAM STATISTICS	OM	OPP	Date	Opponent	Score	Att.
SCORING	1018	797	11/13/15	MISSISSIPPI VALLEY	w 97-61	7407
Points per game	78.3	61.3	11/15/15	UL-LAFAYETTE	L 78-82	789
Scoring margin	+17.0	-	11/19/15	MISSOURI STATE	L 78-91	743
FIELD GOALS-ATT	376-994	274-731	11/22/15	at Middle Tennessee	L 75-84	6605
Field goal pct	.378	.375	11/27/15	at Stony Brook	w 72-57	898
3 POINT FG-ATT	98-324	54-189	11/29/15	at WAGNER SEAHAWKS	w 86-49	732
3-point FG pct	.302	.286	12/2/15	WESTERN KENTUCKY	w 59-53	906
3-pt FG made per game	7.5	4.2	12/6/15	UAPBW	w 80-45	835
FREE THROWS-ATT	168-277	195-302	12-12-15	at Southern Miss	L 38-57	1632
Free throw pct	.606	.646	12/14/15	NEW ORLEANS	w 97-59	697
F-Throws made per game	12.9	15.0	12/16/15	TULANE	L 59-61	734
REBOUNDS	608	568	12/19/15	MCNEESE STATE	w 96-56	881
Rebounds per game	46.8	43.7	12/29/15	ALABAMA A&M	w 103-42	1061
Rebounding margin	+3.1	-				
ASSISTS	191	164				
Assists per game	14.7	12.6				
TURNOVERS	195	337				
Turnovers per game	15.0	25.9				
Turnover margin	+10.9	-				
Assist/turnover ratio	1.0	0.5				
STEALS	185	89				
Steals per game	14.2	6.8				
BLOCKS	45	43				
Blocks per game	3.5	3.3				
ATTENDANCE	14053	9867				
Home games-Avg/Game	9-1561	4-2467				
Neutral site-Avg/Game	-	0-0				

\* - Conference game

Score by Periods	1st	2nd	3rd	4th	Totals
Ole Miss	274	222	245	277	1018
Opponents	195	190	231	181	797

OLE MISS COMPARISON STATISTICS

Opponent	1st	2nd	Score	Mar	Total FG	FG Pct	3-Pointers	3FG Pct	Free Throws	FT Pct	Rebounds	Assist	T/Over	Block	Steal	Fouls
MISSISSIPPI VALLEY	34/29	63/32	97-61	+36	35-93/22-64	.376/.344	9-32/3-13	.281/.231	18-26/14-22	.692/.636	55/51 +4	23/11	17/35	3/4	17/10	18/24
UL-LAFAYETTE	26/46	52/36	78-82	(4)	28-69/24-60	.406/.400	11-24/6-16	.458/.375	11-20/28-41	.550/.683	47/42 +5	18/14	19/17	5/3	8/12	34/25
MISSOURI STATE	41/51	37/40	78-91	(13)	29-92/30-65	.315/.462	5-18/13-34	.278/.382	15-21/18-22	.714/.818	49/54 (5)	13/19	9/21	3/4	15/4	18/16
Middle Tennessee	27/36	48/48	75-84	(9)	30-70/26-65	.429/.400	6-17/14-29	.353/.483	9-19/18-20	.474/.900	39/47 (8)	7/20	13/22	3/1	10/7	23/17
Stony Brook	41/25	31/32	72-57	+15	27-75/16-42	.360/.381	7-27/1-12	.259/.083	11-22/24-37	.500/.649	41/43 (2)	11/7	14/31	0/3	14/3	35/19
WAGNER SEAHAWKS	36/26	50/23	86-49	+37	33-66/16-58	.500/.276	7-21/3-21	.333/.143	13-26/14-24	.500/.583	51/34 +17	15/10	17/20	2/2	9/8	21/20
WESTERN KENTUCKY	29/24	30/29	59-53	+6	20-65/19-64	.308/.297	6-19/2-11	.316/.182	13-27/13-18	.481/.722	50/51 (1)	9/8	15/18	6/7	9/5	23/22
UAPBW	44/25	36/20	80-45	+35	32-79/20-49	.405/.408	10-33/2-10	.303/.200	6-10/3-13	.600/.231	47/36 +11	20/12	9/23	2/5	13/6	11/12
Southern Miss	13/26	25/31	38-57	(19)	15-70/22-51	.214/.431	3-22/0-5	.136/.000	5-12/13-24	.417/.542	39/52 (13)	4/16	19/25	7/7	12/13	22/15
NEW ORLEANS	60/28	37/31	97-59	+38	32-80/20-57	.400/.351	14-38/4-14	.368/.286	19-28/15-20	.679/.750	49/41 +8	22/14	14/28	4/1	19/3	19/20
TULANE	32/29	27/32	59-61	(2)	21-68/19-41	.309/.463	6-25/4-7	.240/.571	11-17/19-33	.647/.576	46/35 +11	12/16	18/25	3/4	12/7	25/22
MCNEESE STATE	55/21	41/35	96-56	+40	34-84/20-55	.405/.364	8-24/2-9	.333/.222	20-23/14-24	.870/.583	50/42 +8	16/11	17/33	1/0	23/5	28/24
ALABAMA A&M	58/19	45/23	103-42	+61	40-83/20-60	.482/.333	6-24/0-8	.250/.000	17-26/2-4	.654/.500	45/40 +5	21/6	14/39	6/2	24/6	12/24
VANDERBILT	20/29	35/23	55-52	+3	20-49/18-45	.408/.400	2-12/3-13	.167/.231	13-17/13-18	.765/.722	26/33 (7)	7/16	20/26	4/1	11/6	22/16
LSU	26/33	31/43	57-76	(19)	19-63/28-57	.302/.491	8-31/3-6	.258/.500	11-20/17-24	.550/.708	32/45 (13)	11/16	18/20	2/1	9/11	24/20
FLORIDA	30/53	35/32	65-85	(20)	23-80/30-70	.288/.429	9-23/2-18	.391/.111	10-25/23-28	.400/.821	44/62 (18)	12/22	21/28	2/5	13/10	25/26
Texas A&M	18/40	40/41	58-81	(23)	21-57/32-52	.368/.615	9-27/1-7	.333/.143	7-12/16-21	.583/.762	24/36 (12)	13/20	21/21	5/6	9/12	19/14
Mississippi State	23/39	28/40	51-79	(28)	19-56/28-57	.339/.491	4-14/5-14	.286/.357	9-19/18-24	.474/.750	29/46 (17)	7/18	16/15	4/5	8/7	23/15
KENTUCKY	35/31	38/34	73-65	+8	28-68/24-51	.412/.471	10-26/2-7	.385/.286	7-9/15-17	.778/.882	33/36 (3)	17/14	14/21	4/2	7/6	19/18
#2/2 South Carolina	26/40	36/41	62-81	(19)	26-54/31-68	.481/.456	3-19/7-23	.158/.304	7-13/12-24	.538/.500	28/45 (17)	14/24	14/11	3/3	8/9	21/11
MISSOURI	19/18	27/42	46-60	(14)	16-66/24-50	.242/.480	5-34/4-15	.147/.267	9-14/8-13	.643/.615	32/50 (18)	8/19	8/25	2/4	9/2	18/12
Alabama	20/20	17/28	37-48	(11)	13-58/15-41	.224/.366	3-21/2-13	.143/.154	8-16/16-23	.500/.696	39/41 (2)	4/7	13/20	4/6	9/8	23/18
Georgia	30/30	26/40	56-70	(14)	22-62/25-53	.355/.472	8-28/5-14	.286/.357	4-8/15-21	.500/.714	38/35 +3	15/19	17/12	1/7	6/12	21/12
AUBURN	30/27	30/38	60-65	(5)	25-60/24-45	.417/.533	8-29/3-4	.276/.750	2-5/14-25	.400/.560	30/31 (1)	16/14	17/21	2/2	9/7	23/12
TEXAS A&M	16/27	32/35	48-62	(14)	16-71/21-51	.225/.412	2-20/0-6	.100/.000	14-22/20-24	.636/.833	39/47 (8)	7/11	12/20	5/8	7/6	21/19
Tennessee	33/30	18/27	51-57	(6)	20-58/20-53	.345/.377	5-14/2-5	.357/.400	6-6/15-20	1000/.750	28/44 (16)	7/14	14/17	2/4	6/7	21/11
MISSISSIPPI STATE	20/30	31/30	51-60	(9)	15-57/24-47	.263/.511	3-14/1-4	.214/.250	18-22/11-18	.818/.611	31/37 (6)	9/12	11/15	2/8	8/5	21/20
#2/2 SOUTH CAROLINA	19/34	26/32	45-66	(21)	14-63/23-41	.222/.561	7-17/2-11	.412/.182	10-17/18-26	.588/.692	32/40 (8)	9/17	23/29	2/7	11/16	22/17
ARKANSAS	25/20	24/40	49-60	(11)	19-68/17-53	.279/.321	6-27/3-12	.222/.250	5-6/23-40	.833/.575	45/45 -	9/10	15/11	3/6	3/4	29/13

Note: Game totals are displayed in the format TEAM/OPPONENT for each category

OLE MISS TEAM GAME-BY-GAME STATISTICS

Opponent	Date	Score		Total		3-Pointers		Free throws		Rebounds				pf	a	t/o	blk	stl	pts	avg
				fg-fga	pct	3fg-fga	pct	ft-fga	pct	off	def	tot	avg							
MISSISSIPPI VALLEY	11/13/15	97-61	W	35-93	.376	9-32	.281	18-26	.692	28	27	55	55.0	18	23	17	3	17	97	97.0
UL-LAFAYETTE	11/15/15	78-82	L	28-69	.406	11-24	.458	11-20	.550	17	30	47	51.0	34	18	19	5	8	78	87.5
MISSOURI STATE	11/19/15	78-91	L	29-92	.315	5-18	.278	15-21	.714	26	23	49	50.3	18	13	9	3	15	78	84.3
at Middle Tennessee	11/22/15	75-84	L	30-70	.429	6-17	.353	9-19	.474	17	22	39	47.5	23	7	13	3	10	75	82.0
at Stony Brook	11/27/15	72-57	W	27-75	.360	7-27	.259	11-22	.500	23	18	41	46.2	35	11	14	0	14	72	80.0
at WAGNER SEAHAWKS	11/29/15	86-49	W	33-66	.500	7-21	.333	13-26	.500	14	37	51	47.0	21	15	17	2	9	86	81.0
WESTERN KENTUCKY	12/2/15	59-53	W	20-65	.308	6-19	.316	13-27	.481	24	26	50	47.4	23	9	15	6	9	59	77.9
UAPBW	12/6/15	80-45	W	32-79	.405	10-33	.303	6-10	.600	24	23	47	47.4	11	20	9	2	13	80	78.1
at Southern Miss	12-12-15	38-57	L	15-70	.214	3-22	.136	5-12	.417	26	13	39	46.4	22	4	19	7	12	38	73.7
NEW ORLEANS	12/14/15	97-59	W	32-80	.400	14-38	.368	19-28	.679	27	22	49	46.7	19	22	14	4	19	97	76.0
TULANE	12/16/15	59-61	L	21-68	.309	6-25	.240	11-17	.647	21	25	46	46.6	25	12	18	3	12	59	74.5
MCNEESE STATE	12/19/15	96-56	W	34-84	.405	8-24	.333	20-23	.870	23	27	50	46.9	28	16	17	1	23	96	76.2
ALABAMA A&M	12/29/15	103-42	W	40-83	.482	6-24	.250	17-26	.654	20	25	45	46.8	12	21	14	6	24	103	78.3
VANDERBILT	1/3/16	55-52	W	20-49	.408	2-12	.167	13-17	.765	8	18	26	45.3	22	7	20	4	11	55	76.6
at LSU	01/07/16	57-76	L	19-63	.302	8-31	.258	11-20	.550	14	18	32	44.4	24	11	18	2	9	57	75.3
FLORIDA	1/10/16	65-85	L	23-80	.288	9-23	.391	10-25	.400	20	24	44	44.4	25	12	21	2	13	65	74.7
at Texas A&M	01/14/16	58-81	L	21-57	.368	9-27	.333	7-12	.583	11	13	24	43.2	19	13	21	5	9	58	73.7
at Mississippi State	01/18/16	51-79	L	19-56	.339	4-14	.286	9-19	.474	17	12	29	42.4	23	7	16	4	8	51	72.4
KENTUCKY	1/21/16	73-65	W	28-68	.412	10-26	.385	7-9	.778	14	19	33	41.9	19	17	14	4	7	73	72.5
at #2/2 South Carolina	01/28/16	62-81	L	26-54	.481	3-19	.158	7-13	.538	7	21	28	41.2	21	14	14	3	8	62	71.9
MISSOURI	1/31/16	46-60	L	16-66	.242	5-34	.147	9-14	.643	18	14	32	40.8	18	8	8	2	9	46	70.7
at Alabama	02/04/16	37-48	L	13-58	.224	3-21	.143	8-16	.500	16	23	39	40.7	23	4	13	4	9	37	69.2
at Georgia	2/7/16	56-70	L	22-62	.355	8-28	.286	4-8	.500	17	21	38	40.6	21	15	17	1	6	56	68.6
AUBURN	2/11/16	60-65	L	25-60	.417	8-29	.276	2-5	.400	10	20	30	40.1	23	16	17	2	9	60	68.2
TEXAS A&M	2/15/16	48-62	L	16-71	.225	2-20	.100	14-22	.636	20	19	39	40.1	21	7	12	5	7	48	67.4
at Tennessee	02/18/16	51-57	L	20-58	.345	5-14	.357	6-6	1.000	10	18	28	39.6	21	7	14	2	6	51	66.8
MISSISSIPPI STATE	2/21/16	51-60	L	15-57	.263	3-14	.214	18-22	.818	18	13	31	39.3	21	9	11	2	8	51	66.2
#2/2 SOUTH CAROLINA	2/25/16	45-66	L	14-63	.222	7-17	.412	10-17	.588	21	11	32	39.0	22	9	23	2	11	45	65.5
at ARKANSAS	02/28/16	49-60	L	19-68	.279	6-27	.222	5-6	.833	15	30	45	39.2	29	9	15	3	3	49	64.9
Ole Miss		1882		692-1984	.349	190-680	.279	308-508	.606	526	612	1138	39.2	641	356	449	92	318	1882	64.9
Opponents		1864		658-1565	.420	99-361	.274	449-668	.672	384	857	1241	42.8	514	417	649	118	217	1864	64.3

Games played: 29  
 Points/game: 64.9  
 FG Pct: 34.9  
 3FG Pct: 27.9  
 FT Pct: 60.6

Rebounds/game: 39.2  
 Assists/game: 12.3  
 Turnovers/game: 15.5  
 Assist/turnover ratio: 0.8  
 Steals/game: 11.0  
 Blocks/game: 3.2

SEASON/CONFERENCE SUMMARIES

SUMMARY	Overall Statistics										Conference Statistics									
	gp-gs	min/g	fg%	3fg%	ft%	r/g	a/g	stl	blk	pts/g	gp-gs	min/g	fg%	3fg%	ft%	r/g	a/g	stl	blk	pts/g
Sessom,Shandricka	29-25	29.3	.376	.290	.769	5.2	1.8	41	14	15.6	16-12	31.0	.332	.247	.818	4.4	1.3	15	9	13.3
Sisk,Erika	29-28	27.2	.339	.200	.703	3.1	2.8	66	0	7.9	16-15	27.9	.257	.143	.659	2.8	2.6	32	0	5.4
Muhammad,Madinah	29-20	18.2	.291	.283	.788	1.4	0.8	23	6	7.6	16-14	20.6	.272	.267	.735	1.1	0.8	11	3	8.4
Joseph,Shequila	29-26	25.4	.342	.279	.632	4.3	0.6	22	11	6.4	16-16	30.8	.317	.297	.611	4.1	0.6	13	7	6.9
Hayes,A'Queen	29-26	27.3	.350	.235	.548	5.3	2.9	46	3	6.4	16-14	30.3	.347	.273	.591	5.9	3.1	24	1	7.1
Lewis,Torri	29-6	16.0	.306	.305	.611	1.0	0.8	19	2	4.8	16-2	15.1	.333	.283	.500	0.6	0.8	6	1	3.1
Briggs,Kelsey	16-2	11.6	.341	.179	.500	1.9	0.4	12	5	4.6	4-0	9.3	.375	.167	.000	2.3	0.3	1	0	3.3
Hart,Bretta	29-8	18.7	.472	.000	.387	5.6	0.2	36	34	4.4	16-5	19.8	.417	.000	.583	4.1	0.2	21	21	3.6
Alston,Alissa	28-3	13.6	.279	.353	.524	1.6	1.6	19	2	4.2	15-2	10.8	.269	.222	.450	1.0	0.8	4	0	3.2
Person,Precious	1-0	9.0	.333	.000	.000	2.0	1.0	1	1	4.0										
Golden,Kiara	17-0	8.8	.311	.316	.385	1.1	0.5	15	2	3.2	7-0	5.3	.214	.200	.250	0.6	0.0	1	1	1.3
Williams,Jonell	16-0	8.3	.395	.000	.542	4.4	0.1	6	1	2.7	8-0	5.9	.400	.000	.667	1.9	0.0	0	0	1.3
Muhate Pena,C	22-1	10.8	.487	.000	.409	2.9	0.4	12	11	2.1	10-0	11.0	.571	.000	.364	2.6	0.5	5	4	2.0
Totals	29		.349	.279	.606	39.2	12.3	318	92	64.9	16		.319	.258	.606	33.1	10.3	133	47	54.0
Opponent	29		.420	.274	.672	42.8	14.4	217	118	64.3	16		.460	.262	.694	42.1	15.8	128	75	66.7

SCORING	Overall Statistics								Conference Statistics							
	fg-fga	fg%	3fg-fga	3fg%	ft-fta	ft%	pts	pts/g	fg-fga	fg%	3fg-fga	3fg%	ft-fta	ft%	pts	pts/g
Sessom,Shandricka	181-481	.376	49-169	.290	40-52	.769	451	15.6	86-259	.332	23-93	.247	18-22	.818	213	13.3
Sisk,Erika	78-230	.339	10-50	.200	64-91	.703	230	7.9	28-109	.257	3-21	.143	27-41	.659	86	5.4
Muhammad,Madinah	72-247	.291	36-127	.283	41-52	.788	221	7.6	43-158	.272	23-86	.267	25-34	.735	134	8.4
Joseph,Shequila	67-196	.342	29-104	.279	24-38	.632	187	6.4	39-123	.317	22-74	.297	11-18	.611	111	6.9
Hayes,A'Queen	71-203	.350	4-17	.235	40-73	.548	186	6.4	42-121	.347	3-11	.273	26-44	.591	113	7.1
Lewis,Torri	45-147	.306	39-128	.305	11-18	.611	140	4.8	18-54	.333	13-46	.283	1-2	.500	50	3.1
Briggs,Kelsey	31-91	.341	5-28	.179	6-12	.500	73	4.6	6-16	.375	1-6	.167	0-0	.000	13	3.3
Hart,Bretta	58-123	.472	0-0	.000	12-31	.387	128	4.4	25-60	.417	0-0	.000	7-12	.583	57	3.6
Alston,Alissa	34-122	.279	6-17	.353	43-82	.524	117	4.2	14-52	.269	2-9	.222	18-40	.450	48	3.2
Person,Precious	2-6	.333	0-2	.000	0-0	.000	4	4.0								
Golden,Kiara	19-61	.311	12-38	.316	5-13	.385	55	3.2	3-14	.214	2-10	.200	1-4	.250	9	1.3
Williams,Jonell	15-38	.395	0-0	.000	13-24	.542	43	2.7	4-10	.400	0-0	.000	2-3	.667	10	1.3
Muhate Pena,C	19-39	.487	0-0	.000	9-22	.409	47	2.1	8-14	.571	0-0	.000	4-11	.364	20	2.0
Totals	692-1984	.349	190-680	.279	308-508	.606	1882	64.9	316-990	.319	92-356	.258	140-231	.606	864	54.0
Opponent	658-1565	.420	99-361	.274	449-668	.672	1864	64.3	384-834	.460	45-172	.262	254-366	.694	1067	66.7

TOTALS	Overall Statistics										Conference Statistics									
	o-reb	d-reb	total	pf	fo	a	to	a/to	hi	pts	o-reb	d-reb	total	pf	fo	a	to	a/to	hi	pts
Sessom,Shandricka	53	98	151	84	3	51	77	0.7	28	28	21	49	70	50	2	20	45	0.4	26	26
Sisk,Erika	49	41	90	61	3	81	65	1.2	23	23	23	22	45	41	2	41	42	1.0	18	18
Muhammad,Madinah	11	30	41	69	0	23	39	0.6	21	21	5	13	18	41	0	12	22	0.5	21	21
Joseph,Shequila	52	73	125	62	1	17	51	0.3	21	21	18	48	66	39	1	10	34	0.3	21	21
Hayes,A'Queen	95	60	155	92	7	83	73	1.1	17	17	58	37	95	52	4	49	43	1.1	17	17
Lewis,Torri	6	24	30	34	0	24	12	2.0	36	36	0	10	10	18	0	12	4	3.0	7	7
Briggs,Kelsey	16	15	31	22	1	7	11	0.6	12	12	5	4	9	6	1	1	3	0.3	11	11
Hart,Bretta	70	93	163	82	6	5	33	0.2	20	20	23	42	65	52	4	3	18	0.2	9	9
Alston,Alissa	19	27	46	75	6	44	44	1.0	17	17	6	9	15	30	1	12	22	0.5	17	17
Person,Precious	1	1	2	2	0	1	0	0.0	4	4										
Golden,Kiara	5	13	18	9	0	9	10	0.9	12	12	0	4	4	0	0	0	3	0.0	5	5
Williams,Jonell	34	36	70	14	0	2	11	0.2	10	10	8	7	15	7	0	0	4	0.0	8	8
Muhate Pena,C	27	36	63	34	1	9	17	0.5	8	8	12	14	26	15	1	5	11	0.5	8	8
Totals	526	612	1138	641	28	356	449	0.8	103	103	236	294	530	352	16	165	254	0.6	73	73
Opponent	384	857	1241	514	-	417	649	0.6	91	91	198	475	673	254	-	253	312	0.8	85	85

SEASON/CAREER SUMMARIES

SEASON STATISTICS

CAREER STATISTICS

SUMMARY	gp-gs	min/g	fg%	3fg%	ft%	r/g	a/g	stl	blk	pts/g	gp-gs	min/g	fg%	3fg%	ft%	r/g	a/g	stl	blk	pts/g
Sessom,Shandricka	29-25	29.3	.376	.290	.769	5.2	1.8	41	14	15.6	60-48	21.3	.364	.263	.759	3.7	1.3	66	16	10.3
Sisk,Erika	29-28	27.2	.339	.200	.703	3.1	2.8	66	0	7.9	62-61	28.1	.337	.172	.680	3.1	2.8	139	4	8.6
Muhammad,Madinah	29-20	18.2	.291	.283	.788	1.4	0.8	23	6	7.6	29-20	18.2	.291	.283	.788	1.4	0.8	23	6	7.6
Joseph,Shequila	29-26	25.4	.342	.279	.632	4.3	0.6	22	11	6.4	93-59	18.1	.323	.260	.676	3.1	0.7	49	31	5.3
Hayes,A'Queen	29-26	27.3	.350	.235	.548	5.3	2.9	46	3	6.4	62-50	26.5	.380	.304	.534	4.8	2.8	100	6	6.9
Lewis,Torri	29-6	16.0	.306	.305	.611	1.0	0.8	19	2	4.8	29-6	16.0	.306	.305	.611	1.0	0.8	19	2	4.8
Briggs,Kelsey	16-2	11.6	.341	.179	.500	1.9	0.4	12	5	4.6	46-3	12.0	.348	.211	.610	2.3	0.5	28	15	4.4
Hart,Bretta	29-8	18.7	.472	.000	.387	5.6	0.2	36	34	4.4	64-8	11.7	.489	.000	.456	3.7	0.1	49	43	3.2
Alston,Alissa	28-3	13.6	.279	.353	.524	1.6	1.6	19	2	4.2	28-3	13.6	.279	.353	.524	1.6	1.6	19	2	4.2
Person,Precious	1-0	9.0	.333	.000	.000	2.0	1.0	1	1	4.0	1-0	9.0	.333	.000	.000	2.0	1.0	1	1	4.0
Golden,Kiara	17-0	8.8	.311	.316	.385	1.1	0.5	15	2	3.2	38-0	8.3	.317	.333	.656	1.0	0.5	23	3	3.3
Williams,Jonell	16-0	8.3	.395	.000	.542	4.4	0.1	6	1	2.7	16-0	8.3	.395	.000	.542	4.4	0.1	6	1	2.7
Muhate Pena,C	22-1	10.8	.487	.000	.409	2.9	0.4	12	11	2.1	22-1	10.8	.487	.000	.409	2.9	0.4	12	11	2.1

SCORING	fg-fga	fg%	3fg-fga	3fg%	ft-fta	ft%	pts	pts/g	fg-fga	fg%	3fg-fga	3fg%	ft-fta	ft%	pts	pts/g
Sessom,Shandricka	181-481	.376	49-169	.290	40-52	.769	451	15.6	246-675	.364	63-240	.263	60-79	.759	615	10.3
Sisk,Erika	78-230	.339	10-50	.200	64-91	.703	230	7.9	175-519	.337	25-145	.172	157-231	.680	532	8.6
Muhammad,Madinah	72-247	.291	36-127	.283	41-52	.788	221	7.6	72-247	.291	36-127	.283	41-52	.788	221	7.6
Joseph,Shequila	67-196	.342	29-104	.279	24-38	.632	187	6.4	172-533	.323	81-312	.260	71-105	.676	496	5.3
Hayes,A'Queen	71-203	.350	4-17	.235	40-73	.548	186	6.4	156-410	.380	14-46	.304	102-191	.534	428	6.9
Lewis,Torri	45-147	.306	39-128	.305	11-18	.611	140	4.8	45-147	.306	39-128	.305	11-18	.611	140	4.8
Briggs,Kelsey	31-91	.341	5-28	.179	6-12	.500	73	4.6	81-233	.348	16-76	.211	25-41	.610	203	4.4
Hart,Bretta	58-123	.472	0-0	.000	12-31	.387	128	4.4	87-178	.489	0-0	.000	31-68	.456	205	3.2
Alston,Alissa	34-122	.279	6-17	.353	43-82	.524	117	4.2	34-122	.279	6-17	.353	43-82	.524	117	4.2
Person,Precious	2-6	.333	0-2	.000	0-0	.000	4	4.0	2-6	.333	0-2	.000	0-0	.000	4	4.0
Golden,Kiara	19-61	.311	12-38	.316	5-13	.385	55	3.2	40-126	.317	23-69	.333	21-32	.656	124	3.3
Williams,Jonell	15-38	.395	0-0	.000	13-24	.542	43	2.7	15-38	.395	0-0	.000	13-24	.542	43	2.7
Muhate Pena,C	19-39	.487	0-0	.000	9-22	.409	47	2.1	19-39	.487	0-0	.000	9-22	.409	47	2.1

TOTALS	o-reb	d-reb	t-reb	pf	fo	ast	to	a/to	o-reb	d-reb	t-reb	pf	fo	ast	to	a/to
Sessom,Shandricka	53	98	151	84	3	51	77	0.7	77	147	224	150	6	79	128	0.6
Sisk,Erika	49	41	90	61	3	81	65	1.2	84	109	193	156	7	175	168	1.0
Muhammad,Madinah	11	30	41	69	0	23	39	0.6	11	30	41	69	0	23	39	0.6
Joseph,Shequila	52	73	125	62	1	17	51	0.3	129	163	292	171	2	69	131	0.5
Hayes,A'Queen	95	60	155	92	7	83	73	1.1	154	144	298	182	10	171	174	1.0
Lewis,Torri	6	24	30	34	0	24	12	2.0	6	24	30	34	0	24	12	2.0
Briggs,Kelsey	16	15	31	22	1	7	11	0.6	44	60	104	71	3	23	44	0.5
Hart,Bretta	70	93	163	82	6	5	33	0.2	99	138	237	132	7	9	51	0.2
Alston,Alissa	19	27	46	75	6	44	44	1.0	19	27	46	75	6	44	44	1.0
Person,Precious	1	1	2	2	0	1	0	0.0	1	1	2	2	0	1	0	0.0
Golden,Kiara	5	13	18	9	0	9	10	0.9	14	23	37	29	0	19	32	0.6
Williams,Jonell	34	36	70	14	0	2	11	0.2	34	36	70	14	0	2	11	0.2
Muhate Pena,C	27	36	63	34	1	9	17	0.5	27	36	63	34	1	9	17	0.5

2015-16 BOXSCORES

**Ole Miss 97, Mississippi Valley State 61**  
Nov. 13, 2015 (Oxford Miss./Tad Smith Coliseum)

OXFORD, Miss. — The Ole Miss women's basketball team opened their season Friday with a 97-61 win over the Mississippi Valley State Devilsites in front of a record crowd. The 7,407 fans on hand set a Ole Miss women's basketball and state of Mississippi women's basketball attendance record. **Shandricka Sessom** led the way for Ole Miss with a career-high 24 points.

Mississippi Valley 61 • 0-1

#	Player	Total		3-Ptr		Rebounds		PF	TP	A	TO	Blk	Stl	Min
		FG-FGA	FG-FGA	FT-FTA	Off	Def	Off							
03	Kahdejah Stevens	f	4-7	0-2	2-6	3	4	7	5	10	0	4	1	20
20	Ashley Beals	f	6-16	0-0	4-7	4	9	13	3	16	0	3	0	31
15	Zemoria Jernigan	g	3-13	1-4	0-0	1	3	4	7	4	9	1	2	35
24	Kadesha Floyd	g	4-9	1-4	5-5	1	2	3	3	14	2	1	2	27
25	Christina Reed	g	3-12	1-2	1-2	1	5	6	5	8	3	10	1	30
10	Chelsea Tate	f	0-1	0-0	0-0	1	2	3	1	0	1	4	0	14
12	Erica Strothers	f	0-1	0-1	0-0	0	1	1	0	0	0	0	0	5
40	Feleshia Walters	f	2-5	0-0	2-2	2	5	7	2	6	1	2	0	24
55	Kassadya Bolden	f	0-0	0-0	0-0	0	1	1	1	0	0	0	0	7
Team			22-64		3-13		14-22		17	34	51	24	61	11 35 4 10 200
Totals			22-64		3-13		14-22		17	34	51	24	61	11 35 4 10 200

FG % 1st Half: 11-32 34.4% 2nd half: 11-32 34.4% Game: 22-64 34.4%  
3FG % 1st Half: 0-4 0.0% 2nd half: 3-9 33.3% Game: 3-13 23.1%  
FT % 1st Half: 7-10 70.0% 2nd half: 7-12 58.3% Game: 14-22 63.6%

Ole Miss 97 • 1-0

#	Player	Total		3-Ptr		Rebounds		PF	TP	A	TO	Blk	Stl	Min
		FG-FGA	FG-FGA	FT-FTA	Off	Def	Off							
15	Briggs,Kelsey	f	5-11	2-5	0-0	1	1	2	3	12	0	0	0	16
24	Hart,Bretta	f	2-6	0-0	0-0	3	4	7	1	4	0	2	1	14
03	Hayes,A'Queen	g	3-8	0-0	0-0	2	1	3	0	6	4	0	2	16
05	Sisk,Erika	g	5-16	0-3	5-6	3	2	5	0	15	3	1	0	32
23	Sessom,Shandricka	g	9-19	2-7	4-5	3	3	6	1	24	3	5	0	32
00	Golden,Kiara	g	2-6	2-6	0-0	0	2	2	1	6	4	1	0	13
02	Williams,Jonell	g	0-2	0-0	0-2	6	3	9	1	0	1	1	0	8
04	Person,Precious	g	2-6	0-2	0-0	1	1	2	2	4	1	0	1	9
10	Muhate Pena,C	f	1-2	0-0	0-0	2	2	4	1	2	1	2	1	12
11	Joseph,Shequila	f	0-4	0-2	0-0	1	1	2	3	0	1	0	0	19
20	Muhammad,Madinah	g	2-5	2-4	2-2	0	1	1	2	8	1	1	0	15
25	Alston,Alissa	g	3-5	0-0	6-9	3	1	4	3	12	4	2	0	15
44	Lewis,Torri	f	1-3	1-3	1-2	0	0	0	0	4	0	0	0	6
Team			35-93		9-32		18-26		28	27	55	18	97	23 17 3 17 200
Totals			35-93		9-32		18-26		28	27	55	18	97	23 17 3 17 200

FG % 1st Half: 13-45 28.9% 2nd half: 22-48 45.8% Game: 35-93 37.6%  
3FG % 1st Half: 5-17 29.4% 2nd half: 4-15 26.7% Game: 9-32 28.1%  
FT % 1st Half: 3-6 50.0% 2nd half: 15-20 75.0% Game: 18-26 69.2%

Officials: Sue Blauch, Michael McConnell, Wesley Dean  
Technical fouls: Mississippi Valley-None, Ole Miss-None.  
Attendance: 7407

Score by periods	1st	2nd	3rd	4th	Total
Mississippi Valley	15	14	21	11	61
Ole Miss	11	23	31	32	97

**UL-Lafayette 82, Ole Miss 78**  
Nov. 15, 2015 (Oxford Miss./Tad Smith Coliseum)

OXFORD, Miss. — Torri Lewis nailed six triples — all in the fourth quarter — to get the Rebels as close as two points late, but Ole Miss couldn't get that one final stop as Ole Miss dropped a 82-78 contest to UL-Lafayette on Sunday. Lewis, who led the Rebels with a career-high 20 points, was 6-of-7 from long range and scored all of her points in the fourth quarter. **Bretta Hart** posted a career-high 19 rebounds.

UL-Lafayette 82 • 1-0

#	Player	Total		3-Ptr		Rebounds		PF	TP	A	TO	Blk	Stl	Min
		FG-FGA	FG-FGA	FT-FTA	Off	Def	Off							
01	Arceaux, Brooklyn	f	2-6	0-0	2-3	2	4	6	2	6	1	4	0	31
14	Prejean, Adrienne	f	0-0	0-0	0-0	0	0	0	3	0	0	1	0	7
10	Wirledge, Kia	g	4-8	0-1	4-5	2	0	2	5	12	4	2	1	30
11	Gordon, Jaylyn	g	7-17	4-9	11-15	0	6	6	3	29	3	3	0	38
24	Veal, Keke	g	5-18	1-5	7-9	0	3	3	5	18	4	3	0	22
03	Cooper, Breionne	g	4-5	0-0	0-0	1	5	6	0	8	1	0	2	15
05	Alexander, Jordan	g	1-2	1-1	2-2	0	2	2	1	5	1	1	0	11
15	Quinn, Jodi	g	0-0	0-0	2-2	3	1	4	3	0	1	0	1	26
22	Alexander, Gabby	g	0-0	0-0	0-0	0	0	0	0	0	0	0	0	0+
32	Fields, Simone	g	1-4	0-0	2-5	1	1	2	3	4	0	2	0	1
Team			24-60		6-16		28-41		14	28	42	25	82	14 17 3 12 200
Totals			24-60		6-16		28-41		14	28	42	25	82	14 17 3 12 200

FG % 1st Half: 16-35 45.7% 2nd half: 8-25 32.0% Game: 24-60 40.0%  
3FG % 1st Half: 6-10 60.0% 2nd half: 0-6 0.0% Game: 6-16 37.5%  
FT % 1st Half: 8-13 61.5% 2nd half: 20-28 71.4% Game: 28-41 68.3%

Ole Miss 78 • 1-1

#	Player	Total		3-Ptr		Rebounds		PF	TP	A	TO	Blk	Stl	Min
		FG-FGA	FG-FGA	FT-FTA	Off	Def	Off							
15	Briggs,Kelsey	f	1-2	0-1	0-0	0	1	1	1	2	0	0	0	9
24	Hart,Bretta	f	4-9	0-0	1-5	9	10	19	5	9	0	1	3	36
03	Hayes,A'Queen	g	3-3	0-0	1-1	0	1	1	5	7	0	3	1	13
05	Sisk,Erika	g	2-4	1-1	1-2	2	2	4	5	6	3	0	0	21
23	Sessom,Shandricka	g	4-19	1-6	3-4	2	5	7	3	12	5	6	0	36
00	Golden,Kiara	g	2-4	1-2	0-0	0	1	1	1	5	0	0	0	10
10	Muhate Pena,C	f	1-3	0-0	1-2	1	7	8	2	3	0	0	0	18
11	Joseph,Shequila	f	0-1	0-0	0-0	0	1	1	1	0	0	2	1	5
20	Muhammad,Madinah	g	5-12	2-6	2-3	1	0	1	4	14	1	2	0	23
25	Alston,Alissa	g	0-5	0-0	0-0	0	1	1	5	0	2	0	0	15
44	Lewis,Torri	f	6-7	6-7	2-3	0	0	0	2	20	4	0	0	14
Team			28-69		11-24		11-20		17	30	47	34	78	18 19 5 8 200
Totals			28-69		11-24		11-20		17	30	47	34	78	18 19 5 8 200

FG % 1st Half: 11-34 32.4% 2nd half: 17-35 48.6% Game: 28-69 40.6%  
3FG % 1st Half: 1-8 12.5% 2nd half: 10-16 62.5% Game: 11-24 45.8%  
FT % 1st Half: 8-13 61.5% 2nd half: 8-13 61.5% Game: 11-20 55.0%

Officials: Brian Hall, Greg Small, Meadow overstreet  
Technical fouls: UL-Lafayette-Wirledge, Kia, Ole Miss-Muhammad,Madinah;  
TEAM:  
Attendance: 789

Score by periods	1st	2nd	3rd	4th	Total
UL-Lafayette	25	21	20	16	82
Ole Miss	15	11	23	29	78

**Missouri State 91, Ole Miss 78**  
Nov. 19, 2015 (Oxford Miss./Tad Smith Coliseum)

OXFORD, Miss-- Oxford native Erika Sisk had a team-best 18 points while teammate Shequila Joseph tallied a career-high 10 rebounds and added 16 points for her first career double-double, but it wasn't enough as the Ole Miss women's basketball team (1-2) dropped a 91-78 contest to Missouri State on Thursday evening at Tad Smith Coliseum.

Missouri State 91 • 2-1

#	Player	Total		3-Ptr		Rebounds		PF	TP	A	TO	Blk	Stl	Min
		FG-FGA	FG-FGA	FT-FTA	Off	Def	Off							
12	Chvatal,Hillary	f	4-6	2-3	2-2	2	9	11	0	12	1	0	0	27
21	Buckley,Aubrey	f	1-4	0-1	5-6	1	2	3	0	7	0	0	1	26
04	Williams,Kenzie	g	7-12	5-8	3-4	2	3	5	3	22	1	1	0	26
22	Snow,Tyonna	g	2-6	0-2	0-0	0	1	1	4	4	5	4	1	13
25	Rose,Riley	g	1-4	0-1	0-0	0	1	1	0	2	8	4	0	18
01	Gitzen,Danielle	f	1-3	0-1	2-2	1	2	3	0	4	0	3	0	10
02	Hughes,Lexi	g	3-6	3-5	0-0	0	0	0	1	9	0	2	0	13
03	Polowy,Lee Ann	g	0-2	0-1	0-0	0	2	2	1	0	2	0	0	4
05	Fruend,Liza	g	6-14	3-9	6-8	0	7	7	3	25	2	1	0	29
13	Holt,Audrey	g	0-2	0-0	1-4	5	2	0	2	1	1	0	0	16
15	Vander>Weide,Grace	g	0-2	0-1	0-0	2	2	4	1	0	0	2	0	16
34	Swartz,Rachel	g	1-1	0-0	0-0	1	2	3	1	2	0	1	0	5
40	Osenman,Onye	g	2-3	0-0	0-0	1	3	4	0	4	0	0	1	7
Team			23-55		3-5		23-55		16	91	19	21	4	200
Totals			30-65		13-34		18-22		13	41	54	16	91	19 21 4 4 200

FG % 1st Half: 14-33 42.4% 2nd half: 16-32 50.0% Game: 30-65 46.2%  
3FG % 1st Half: 7-19 36.8% 2nd half: 6-15 40.0% Game: 13-34 38.2%  
FT % 1st Half: 16-20 80.0% 2nd half: 2-2 100.0% Game: 18-22 81.8%

Ole Miss 78 • 1-2

#	Player	Total		3-Ptr		Rebounds		PF	TP	A	TO	Blk	Stl	Min
		FG-FGA	FG-FGA	FT-FTA	Off	Def	Off							
10	Muhate Pena,C	f	2-3	0-0	0-0	0	0	0	3	4	0	0	1	9
24	Hart,Bretta	f	0-2	0-0										

Ole Miss 72, Stony Brook 57

Nov. 27, 2015 (Stony Brook, N.Y./Island Federal Credit Union Arena)

STONY BROOK, N.Y. – Shandricka Sessom ran her double-figure scoring streak to five straight with a team-best 16 points as the Ole Miss women's basketball team (2-3) picked up a 72-57 win over Stony Brook in New York on Friday afternoon. A Queen Hayes picked up her second career double-double with 10 points and 10 rebounds and was 5-of-6 from the charity stripe in the final minute of action.

Ole Miss 72 • 2-3

#	Player	Total			3-Ptr			Rebounds			PF	TP	A	TO	Bk	Stl	Min
		FG-FGA	FG-FGA	FT-FTA	FG-FGA	FG-FGA	FT-FTA	Off	Def	Total							
11	Joseph,Shequilia	f	1-3	0-2	1-2	1	2	3	2	3	0	0	0	0	0	19	
03	Hayes,A'Queen	g	2-6	0-0	6-8	4	6	10	4	10	2	4	0	1	34		
05	Sisk,Erika	g	4-9	1-2	2-4	3	2	5	3	11	3	2	0	6	31		
20	Muhammad,Madinah	g	3-8	2-5	0-0	0	0	0	4	8	3	0	1	1	12		
23	Sessom,Shandricka	g	7-16	2-6	0-0	3	2	5	5	16	1	2	0	1	19		
00	Golden,Kiara	g	0-1	0-1	0-0	1	0	1	0	0	0	0	0	0	4		
10	Muhate Pena,C	g	1-2	0-0	0-0	1	0	1	2	2	0	0	0	1	6		
15	Briggs,Kelsey	g	4-13	1-6	0-0	1	1	2	2	9	0	4	0	1	18		
24	Hart,Bretta	g	2-3	0-0	0-2	6	1	7	5	4	0	0	0	1	17		
25	Alston,Alissa	g	2-5	0-0	1-4	1	1	2	5	5	1	1	0	1	14		
44	Lewis,Torri	g	1-9	1-5	1-2	1	3	4	3	4	1	1	0	1	26		
	Team					1	0	1									
	Totals		27-75	7-27	11-22	23	18	41	35	72	11	14	0	14	200		

FG % 1st Half: 17-43 39.5% 2nd half: 10-32 31.3% Game: 27-75 36.0%  
 3FG % 1st Half: 6-15 40.0% 2nd half: 1-12 8.3% Game: 7-27 25.9%  
 FT % 1st Half: 1-4 25.0% 2nd half: 10-18 55.6% Game: 11-22 50.0%

Stony Brook 57 • 3-2

#	Player	Total			3-Ptr			Rebounds			PF	TP	A	TO	Bk	Stl	Min
		FG-FGA	FG-FGA	FT-FTA	FG-FGA	FG-FGA	FT-FTA	Off	Def	Total							
22	Snow, Brittany	f	6-13	0-0	8-8	5	3	8	4	20	1	8	1	0	37		
20	Anyagaligbo, Ogechi	f	2-2	0-0	0-4	1	4	5	2	4	1	3	0	1	25		
04	Scognamiglio, Christa	g	1-6	0-4	7-8	1	5	6	3	9	1	2	0	0	35		
05	Bayne-Walker, Kori	g	1-6	1-2	7-10	1	8	9	4	10	2	9	0	1	36		
23	Hanlon, Kim	g	1-6	0-5	1-5	1	5	6	3	3	2	4	2	1	37		
01	Wingate, Davion	g	1-2	0-0	1-2	0	0	0	1	3	0	4	0	0	8		
11	Matthews, Jerell	g	0-1	0-1	0-0	0	1	1	0	0	0	0	0	0	4		
40	Cairo, Alyssa	g	4-6	0-0	0-0	0	2	2	2	8	0	1	0	0	18		
	Team					4	2	6									
	Totals		16-42	1-12	24-37	13	30	43	19	57	7	31	3	3	200		

FG % 1st Half: 8-21 38.1% 2nd half: 8-21 38.1% Game: 16-42 38.1%  
 3FG % 1st Half: 0-6 0.0% 2nd half: 1-6 16.7% Game: 1-12 8.3%  
 FT % 1st Half: 9-17 52.9% 2nd half: 15-20 75.0% Game: 24-37 64.9%

Officials: Michael Schmidt, Don Cumminskey, Fidel Gonzalez  
 Technical fouls: Ole Miss-None. Stony Brook-None.  
 Attendance: 898

Score by periods	1st	2nd	3rd	4th	Total
Ole Miss	25	16	14	17	72
Stony Brook	12	13	21	11	57

Last FG - OM 4th-00:38, STONY 4th-02:34.  
 Largest lead - OM by 20 02:46, STONY by 2 1st-09:54.  
 OM led for 38:54, STONY led for 00:30. Game was tied for 00:36.

Score tied - 1 time.  
 Lead changed - 1 time.

Ole Miss 59, Western Kentucky 53

Dec. 2, 2015 (Oxford Miss./Tad Smith Coliseum)

OXFORD, Miss - The Ole Miss women's basketball team (4-3) picked up its third straight win with a 59-53 win over Western Kentucky at Tad Smith Coliseum on Wednesday night. The Lady Hilltoppers (3-2) got as close as close as two points with under a minute to go, but the Rebels sealed the win from the free throw line. Shandricka Sessom led the Rebels from the field with a game-high 18 points, while Bretta Hart had 18 rebounds.

Western Kentucky 53 • 3-2

#	Player	Total			3-Ptr			Rebounds			PF	TP	A	TO	Bk	Stl	Min
		FG-FGA	FG-FGA	FT-FTA	FG-FGA	FG-FGA	FT-FTA	Off	Def	Total							
32	SMITH, Kayla	f	0-5	0-3	1-2	1	0	1	3	1	2	3	0	0	24		
33	McCLAIN, Jalynn	f	1-5	0-0	0-0	2	0	2	1	2	1	0	1	1	10		
10	BROWN, Tashia	g	4-14	0-0	2-3	3	1	4	3	10	2	4	0	1	37		
12	NOBLE, Kendall	g	4-15	1-4	6-8	3	7	10	3	15	2	3	2	3	36		
23	BROWN, Ivy	g	2-9	0-2	0-0	2	9	11	3	4	1	3	1	0	31		
00	GOODS, Simone	g	2-5	0-0	3-3	4	4	8	2	7	0	1	2	0	16		
02	BROWN, Taylor	g	0-5	0-0	1-2	3	4	7	3	7	0	3	0	0	22		
04	BOFFY, Sidnee	g	2-4	1-1	0-0	0	0	0	0	0	0	0	0	0	12		
02	GIVENS, Dee	g	3-5	0-0	2-2	0	2	2	3	4	0	1	0	1	10		
20	AKPAN, Ima	g	0-1	0-0	0-0	1	0	1	0	0	0	0	0	0	2		
	Team					2	3	5									
	Totals		19-64	2-11	13-18	23	28	51	22	53	8	18	7	5	200		

FG % 1st Half: 9-33 27.3% 2nd half: 10-31 32.3% Game: 19-64 29.7%  
 3FG % 1st Half: 2-7 28.6% 2nd half: 0-4 0.0% Game: 2-11 18.2%  
 FT % 1st Half: 4-6 66.7% 2nd half: 9-12 75.0% Game: 13-18 72.2%

Ole Miss 59 • 4-3

#	Player	Total			3-Ptr			Rebounds			PF	TP	A	TO	Bk	Stl	Min
		FG-FGA	FG-FGA	FT-FTA	FG-FGA	FG-FGA	FT-FTA	Off	Def	Total							
11	Joseph,Shequilia	f	1-6	0-2	3-4	4	3	7	4	5	2	2	1	0	33		
03	Hayes,A'Queen	g	2-6	0-0	5-5	3	1	4	4	4	2	4	0	5	24		
05	Sisk,Erika	g	5-11	1-1	5-8	3	3	6	2	16	2	2	0	3	38		
20	Muhammad,Madinah	g	1-9	0-5	0-0	0	1	1	2	0	2	0	1	1	23		
23	Sessom,Shandricka	g	6-11	3-5	3-4	2	3	5	4	18	1	0	2	0	18		
10	Muhate Pena,C	g	0-1	0-0	0-0	0	2	2	0	0	0	0	1	0	4		
15	Briggs,Kelsey	g	1-2	0-0	0-0	1	1	2	1	2	0	1	0	4	4		
24	Hart,Bretta	g	2-8	0-0	0-2	9	9	18	2	4	0	0	0	0	30		
25	Alston,Alissa	g	2-6	2-2	2-4	1	2	3	4	8	2	3	1	0	18		
44	Lewis,Torri	g	0-5	0-4	0-0	0	0	0	0	0	0	0	0	0	8		
	Team					1	1	2									
	Totals		20-65	6-19	13-27	24	26	50	23	59	9	15	6	9	200		

FG % 1st Half: 11-37 29.7% 2nd half: 9-28 32.1% Game: 20-65 30.8%  
 3FG % 1st Half: 4-11 36.4% 2nd half: 2-8 25.0% Game: 6-19 31.6%  
 FT % 1st Half: 3-8 37.5% 2nd half: 10-19 52.6% Game: 13-27 48.1%

Officials: Beverly Roberts, Bryan Entlerline, Brian Hart  
 Technical fouls: Western Kentucky-None. Ole Miss-None.  
 Attendance: 906

Score by periods	1st	2nd	3rd	4th	Total
Western Kentucky	10	14	12	17	53
Ole Miss	13	16	13	17	59

Last FG - WKU 4th-00:54, OM 4th-01:56.  
 Largest lead - WKU by 3 1st-09:30, OM by 10 3rd-03:41.  
 WKU led for 02:43, OM led for 33:56. Game was tied for 00:21.

Score tied - 3 times.  
 Lead changed - 6 times.

Ole Miss 86, Wagner 49

Nov. 29, 2015 (Staten Island, N.Y./Spiro Sports Center)

STATEN ISLAND, N.Y. – Ole Miss closed its two-game road swing in New York City with a 86-49 win over Wagner on Sunday. Shandricka Sessom led the Rebels for the second consecutive game with 18 points, while Jonell Williams tied her career high with nine rebounds. Ole Miss leading scorer Sessom scored in double figures for the sixth straight game and was joined in double figures by freshmen Alissa Alston and Madinah Muhammad.

Ole Miss 86 • 3-3

#	Player	Total			3-Ptr			Rebounds			PF	TP	A	TO	Bk	Stl	Min
		FG-FGA	FG-FGA	FT-FTA	FG-FGA	FG-FGA	FT-FTA	Off	Def	Total							
00	Golden,Kiara	g	0-1	0-0	0-0	0	1	1	0	0	1	0	0	0	0	13	
02	Williams,Jonell	g	2-3	0-0	1-4	3	6	9	1	5	0	2	0	1	8		
03	Hayes,A'Queen	g	3-4	0-0	2-4	2	1	3	2	8	3	0	0	0	19		
05	Sisk,Erika	g	3-6	1-2	1-4	1	2	3	1	8	3	1	0	2	27		
10	Muhate Pena,C	g	1-2	0-0	1-2	0	0	0	0	0	0	0	0	0	13		
11	Joseph,Shequilia	f	3-4	2-3	0-0	2	2	4	3	8	1	2	0	1	13		
15	Briggs,Kelsey	g	3-5	0-1	1-2	1	1	2	0	7	1	2	2	2	14		
20	Muhammad,Madinah	g	4-9	2-4	2-2	0	4	4	1	12	0	2	0	1	16		
23	Sessom,Shandricka	g	8-14	2-5	0-0	1	6	7	3	18	0	2	0	1	16		
24	Hart,Bretta	g	2-2	0-0	0-0	0	4	4	1	4	0	0	0	0	12		
25	Alston,Alissa	g	4-11	0-1	4-6	4	3	7	5	12	3	2	0	0	22		
44	Lewis,Torri	g	0-5	0-5	1-2	0	3	3	1	2	1	0	0	0	19		
	Team					0	4	4									
	Totals		33-66	7-21	13-26	14	37	51	21	86	15	17	2	9	200		

FG % 1st Half: 14-33 42.4% 2nd half: 19-33 57.6% Game: 33-66 50.0%  
 3FG % 1st Half: 4-12 33.3% 2nd half: 3-9 33.3% Game: 7-21 33.3%  
 FT % 1st Half: 4-8 50.0% 2nd half: 9-18 50.0% Game: 13-26 50.0%

WAGNER SEAHAWKS 49 • 0-4

#	Player	Total			3-Ptr			Rebounds			PF	TP
---	--------	-------	--	--	-------	--	--	----------	--	--	----	----

2015-16 BOXSCORES

**Southern Miss 57, Ole Miss 38**  
Dec. 12, 2015 (Hattiesburg, Miss./Reed Green Arena)

HATTIESBURG, Miss. — The Ole Miss women's basketball team saw its four-game winning streak snapped with a 57-38 road loss at Southern Miss. Shandricka Sessom led all scorers with 20 points for her 10th straight game in double figures dating back to last season, while Bretta Hart led the way on the glass with seven rebounds.

Ole Miss 38 • 5-4

#	Player	Total			3-Ptr			Rebounds			PF	TP	A	TO	Blk	Stl	Min
		FG-FGA	FG-FGA	FT-FTA	FG-FGA	FG-FGA	FT-FTA	Off	Def	Tot							
11	Joseph,Shequilia	f	0-7	0-4	3-4	2	1	3	2	3	0	2	2	1	0	18	
03	Hayes,A'Queen	g	1-10	0-1	1-4	2	1	3	4	3	1	5	1	0	28		
05	Sisk,Erika	g	1-6	0-3	0-0	2	2	4	1	2	0	4	0	1	19		
20	Muhammad,Madinah	g	3-7	1-2	0-0	1	2	3	2	7	0	2	0	1	13		
23	Sessom,Shandricka	g	9-22	2-8	0-0	1	4	5	1	20	1	2	1	3	40		
00	Golden,Kiara	g	0-2	0-1	0-0	0	0	0	0	0	0	0	0	0	1		
10	Muhate Pena,C	g	0-1	0-0	0-2	2	0	2	1	0	0	2	0	0	6		
15	Briggs,Kelsey	g	0-8	0-1	0-0	0	0	0	2	0	1	0	0	0	10		
24	Hart,Bretta	g	1-4	0-0	0-0	4	3	7	3	2	0	1	1	1	28		
25	Alston,Alissa	g	0-1	0-0	1-2	0	0	0	5	1	1	2	0	0	12		
44	Lewis,Torri	g	0-2	0-2	0-0	1	0	1	1	0	1	0	0	3	25		
Team						11	0	11	1	0	1	0	0	3	25		
Totals			15-70	3-22	5-12	26	13	39	22	38	4	19	7	12	200		

FG % 1st Half: 5-30 16.7% 2nd half: 10-40 25.0% Game: 15-70 21.4%  
3FG % 1st Half: 1-10 10.0% 2nd half: 2-12 16.7% Game: 3-22 13.6%  
FT % 1st Half: 2-6 33.3% 2nd half: 3-6 50.0% Game: 5-12 41.7%

Southern Miss 57 • 6-2

#	Player	Total			3-Ptr			Rebounds			PF	TP	A	TO	Blk	Stl	Min
		FG-FGA	FG-FGA	FT-FTA	FG-FGA	FG-FGA	FT-FTA	Off	Def	Tot							
02	COTTON, Lashyra	f	0-4	0-0	0-0	1	1	2	2	0	0	0	0	0	0	15	
21	KING, Jayla	g	4-5	0-0	1-3	2	6	8	1	9	2	2	0	2	28		
03	JEWETT-GILES, Keri	g	0-0	0-0	0-0	0	1	1	3	0	2	5	0	1	11		
10	CLEMONS, Jerontay	g	7-18	0-1	3-5	3	2	5	1	17	3	9	0	6	39		
12	DINKINS, Brittanay	g	6-14	0-4	0-0	0	4	4	3	12	5	1	1	3	37		
01	VEIGA, Tajanay	g	1-1	0-0	5-8	2	4	6	2	7	4	1	0	1	33		
02	Williams,Jonell	g	4-9	0-0	2-6	8	10	18	2	10	0	2	6	0	33		
14	WILSON, Shayla	g	0-0	0-0	2-2	0	1	1	1	2	0	0	0	0	4		
Team						3	4	7	1	0	0	0	0	0	4		
Totals			22-51	0-5	13-24	19	33	52	15	57	16	25	7	13	200		

FG % 1st Half: 10-30 33.3% 2nd half: 12-21 57.1% Game: 22-51 43.1%  
3FG % 1st Half: 0-4 0.0% 2nd half: 0-1 0.0% Game: 0-5 0.0%  
FT % 1st Half: 6-13 46.2% 2nd half: 7-11 63.6% Game: 13-24 54.2%

Officials: R-Gina Cross; U1-Amy Bonner; U2-Brian Hall  
Technical fouls: Ole Miss-None. Southern Miss-None.  
Attendance: 1632

Score by periods	1st	2nd	3rd	4th	Total
Ole Miss	7	6	8	17	38
Southern Miss	8	18	17	14	57

Last FG - OM 4th-00:20, USM 4th-01:37.  
Largest lead - OM by 5 1st-08:29, USM by 23 3rd-01:12.  
OM led for 07:51, USM led for 31:19. Game was tied for 00:24.

Points	In	Off	2nd	Fast	Bench
OM	Paint	T/O	Chance	Break	
USM	40	12	7	14	19

Score tied - 0 times.  
Lead changed - 1 time.

**Ole Miss 97, New Orleans 59**  
Dec. 14, 2015 (Oxford Miss./Tad Smith Coliseum)

OXFORD, Miss. — Freshman Torri Lewis put on her best Stephen Curry impression with a Tad Smith Coliseum record 10 three-pointers as the Ole Miss women's basketball team picked up a 97-59 win over New Orleans on Monday night. Lewis, who had seven of her 10 triples in the first half, led the way with a career-best 36 points for her second career game in double figures and her second game of 20 or more points.

New Orleans 59 • 3-4

#	Player	Total			3-Ptr			Rebounds			PF	TP	A	TO	Blk	Stl	Min
		FG-FGA	FG-FGA	FT-FTA	FG-FGA	FG-FGA	FT-FTA	Off	Def	Tot							
00	Matthews, Halie	f	1-6	0-0	0-0	1	0	1	1	2	0	1	1	0	11		
35	Taylor, Yasmin	f	0-2	0-0	0-0	0	0	1	2	0	1	0	0	0	9		
05	Martin, Alexis	g	1-2	0-0	0-0	0	0	3	1	2	0	2	0	0	11		
21	Brown, Randi	g	2-13	0-7	9-9	2	2	4	0	13	1	1	0	2	21		
32	Davis, Danielle	g	3-6	0-1	0-0	0	1	1	3	6	3	2	0	0	26		
04	Davis, Arlele	g	3-4	1-1	1-2	2	3	5	0	8	3	5	0	0	15		
10	Wright, Danielle	g	3-5	2-3	0-0	0	1	1	1	8	1	5	0	0	19		
14	Coleman, Raven	g	0-0	0-0	0-0	2	1	3	2	0	0	2	0	1	7		
20	Batiste, Dasia	g	0-3	0-1	1-2	0	0	0	0	1	1	0	0	0	10		
22	Fogelstrom, Mathilde	g	1-4	0-0	0-0	2	6	8	2	2	1	1	0	0	21		
23	Wright, Mariah	g	0-1	0-0	2-2	0	0	0	2	1	4	0	0	0	10		
25	Mundy, Kayla	g	2-4	1-1	0-2	0	0	0	3	5	0	1	0	0	8		
30	Woods, Shania	g	0-0	0-0	0-0	0	0	0	0	1	0	2	0	0	9		
34	Platenburg, Bria	g	4-7	0-0	2-3	5	2	7	3	10	1	2	0	0	23		
Team						3	4	7	0	0	0	0	0	0	0		
Totals			20-57	4-14	15-20	17	24	41	20	59	14	28	1	3	200		

FG % 1st Half: 9-26 34.6% 2nd half: 11-31 35.5% Game: 20-57 35.1%  
3FG % 1st Half: 1-4 25.0% 2nd half: 3-10 30.0% Game: 4-14 28.6%  
FT % 1st Half: 9-11 81.8% 2nd half: 6-9 66.7% Game: 15-20 75.0%

Ole Miss 97 • 6-4

#	Player	Total			3-Ptr			Rebounds			PF	TP	A	TO	Blk	Stl	Min
		FG-FGA	FG-FGA	FT-FTA	FG-FGA	FG-FGA	FT-FTA	Off	Def	Tot							
11	Joseph,Shequilia	f	4-6	0-0	2-3	7	2	9	2	10	2	1	0	1	17		
03	Hayes,A'Queen	g	3-5	0-2	0-0	3	2	5	2	6	0	0	0	2	17		
05	Sisk,Erika	g	4-7	1-3	1-1	1	0	1	0	10	3	0	0	1	19		
23	Sessom,Shandricka	g	4-12	1-4	2-2	2	3	5	2	11	2	1	0	3	13		
44	Lewis,Torri	g	11-24	10-22	4-5	1	1	2	1	36	3	1	0	4	32		
00	Golden,Kiara	g	1-2	1-1	0-0	1	0	1	0	1	3	1	1	0	12		
02	Williams,Jonell	g	4-0	0-0	3-6	5	5	10	0	3	1	2	0	2	15		
10	Muhate Pena,C	g	1-2	0-0	1-3	2	5	7	2	3	0	2	1	1	17		
15	Briggs,Kelsey	g	0-2	0-1	0-0	1	2	3	2	0	0	0	1	0	10		
20	Muhammad,Madinah	g	2-6	1-3	0-0	2	2	4	3	5	1	1	0	0	14		
24	Hart,Bretta	g	1-3	0-0	0-0	0	2	2	1	2	1	1	2	3	9		
25	Alston,Alissa	g	1-7	0-2	6-8	2	0	2	0	8	4	4	0	1	25		
Team						2	0	2	0	0	0	0	0	0	0		
Totals			32-80	14-38	19-28	27	22	49	19	97	22	14	4	19	200		

FG % 1st Half: 21-52 40.4% 2nd half: 11-28 39.3% Game: 32-80 40.0%  
3FG % 1st Half: 10-28 35.7% 2nd half: 4-10 40.0% Game: 14-38 36.8%  
FT % 1st Half: 8-9 88.9% 2nd half: 11-19 57.9% Game: 19-28 67.9%

Officials: Mark Zentz, Douglas Knight, Jennifer Rezac  
Technical fouls: New Orleans-None. Ole Miss-None.  
Attendance: 697

Score by periods	1st	2nd	3rd	4th	Total
New Orleans	16	12	18	13	59
Ole Miss	34	26	25	12	97

Last FG - UNO 4th-00:16, OM 4th-04:45.  
Largest lead - UNO None, OM by 46 3rd-02:47.  
UNO led for 00:00, OM led for 38:59. Game was tied for 00:56.

Points	In	Off	2nd	Fast	Bench
UNO	Paint	T/O	Chance	Break	
OM	28	37	5	0	36

Score tied - 1 time.  
Lead changed - 0 times.

**Ole Miss vs. Tulane**  
Dec. 16, 2015 (Oxford Miss./Tad Smith Coliseum)

OXFORD, Miss. - The Ole Miss women's basketball team dropped a heartbreaking 61-59 contest to Tulane on Wednesday. Shandricka Sessom led the way with 22 points and 11 rebounds for her first career double-double. With Tulane leading, 60-57 with 19 seconds remaining Jonell Williams converted a layup to make it a one-point game but Tulane's Kolby Morgan sealed the win from the line.

Tulane 61 • 6-3

#	Player	Total			3-Ptr			Rebounds			PF	TP	A	TO	Blk	Stl	Min
		FG-FGA	FG-FGA	FT-FTA	FG-FGA	FG-FGA	FT-FTA	Off	Def	Tot							
30	JONES, Tierra	f	4-6	0-0	4-10	0	8	8	4	12	0	0	0	0	26		
45	DURU, Chinwe	c	5-6	0-0	5-7	1	4	5	4	15	0	3	1	1	31		
03	MORGAN, Kolby	g	4-11	1-3	3-7	1	1	2	3	12	3	6	0	1	39		
11	VORPANH, Leslie	g	3-6	3-3	0-0	0	5	5	1	9	7	11	0	2	33		
33	LATHAM, Courtnie	g	1-4	0-1	1-2	0	2	2	5	3	3	1	0	0	22		
01	HARDING, Shakira	g	0-0	0-0	0-0	0	0	0	0	0	0	1	0	0	5		
14	EMERY, Taylor	g	0-2	0-0	3-4	1	2	3	1	3	2	1	0	0	22		
15	THOMPSON, Tene	g	1-2	0-0	0-0	0	0	0	2	2	1	1	0	0	7		
22	SCHULTE, Meredith	g	0-3	0-0	3-3												

**Ole Miss 103, Alabama A&M 42**  
Dec. 29, 2015 (Oxford Miss./Tad Smith Coliseum)

OXFORD, Miss. – The Ole Miss women's basketball team (8-5) closed out the non-conference slate with a 103-42 win over Alabama A&M on Tuesday night. Junior Bretta Hart posted her first career 20-point outing while adding a team-best nine rebounds in the win. Erika Sisk recorded her second consecutive game in double figures with 19 points, while Shadricka Sessom extended her double figure scoring streak to 14 straight games.

**Alabama A&M 42 • 1-9**

#	Player	Total			3-Ptr			Rebounds			PF	TP	A	TO	Bk	Stl	Min
		FG	FGA	FT	FTA	FG	FGA	FT	FTA	Off							
05	Jamie Spencer	f	5-11	0-2	0-0	2	0	1	1	5	10	3	6	0	2	29	
20	Jamie Myles	f	6-12	0-0	0-0	5	6	11	1	12	1	6	1	1	23		
24	Shakira Logan	f	5-6	0-0	0-0	2	2	4	2	10	1	0	0	0	17		
04	Alexia DeBose	g	1-3	0-0	0-0	0	0	0	0	2	0	7	0	1	12		
14	ShaTerrion Moffett	g	1-3	0-0	0-0	0	1	1	3	2	3	0	0	0	25		
02	Nashaye Sutton	g	0-2	0-1	0-0	0	4	4	4	0	0	3	0	0	17		
12	Haniyah Howard	g	1-10	0-1	1-2	1	3	4	2	3	0	4	0	0	25		
13	Deborah Martin	g	0-3	0-0	0-0	1	4	5	4	0	0	3	0	0	23		
15	Josta Totten	g	1-6	0-2	0-0	0	2	2	2	2	0	4	0	0	12		
23	Ebony Johnson	g	0-4	0-2	1-2	1	3	4	1	1	0	2	1	2	17		
Team						3	1	4									
Totals			20-60	0-8	2-4	13	27	40	24	42	6	39	2	6	200		

FG % 1st Half: 9-31 29.0% 2nd half: 11-29 37.9% Game: 20-60 33.3%  
3FG % 1st Half: 0-2 0.0% 2nd half: 0-0 0.0% Game: 0-8 0.0%  
FT % 1st Half: 1-2 50.0% 2nd half: 1-2 50.0% Game: 2-4 50.0%

**Ole Miss 103 • 8-5**

#	Player	Total			3-Ptr			Rebounds			PF	TP	A	TO	Bk	Stl	Min
		FG	FGA	FT	FTA	FG	FGA	FT	FTA	Off							
11	Joseph,Shequila	f	0-1	0-0	0-0	1	1	2	0	0	0	0	0	0	1	7	
03	Hayes,AQueen	g	0-0	0-0	0-0	2	0	0	3	6	3	4	0	4	26		
05	Sisk,Erika	g	7-12	1-3	4-5	3	0	3	0	19	4	0	1	0	22		
23	Sessom,Shandricka	g	6-18	1-7	0-0	2	3	5	0	13	7	3	0	3	22		
44	Lewis,Torri	g	3-7	3-7	0-0	0	3	3	0	9	0	1	0	1	20		
00	Golden,Kiara	g	1-6	0-4	3-3	1	2	3	0	5	1	1	1	2	17		
02	Williams,Jonell	g	4-5	0-0	2-3	3	2	5	1	10	0	2	0	2	8		
10	Muhate Pena,C	g	2-4	0-0	2-2	3	0	3	1	6	0	0	1	0	13		
15	Briggs,Kelsey	g	3-6	0-0	0-4	2	2	4	0	6	1	0	1	2	17		
20	Muhammad,Madinah	g	1-6	1-3	4-4	0	2	2	1	7	1	2	0	1	23		
24	Hart,Bretta	g	9-10	0-0	2-5	3	6	9	1	20	0	2	3	17			
25	Alston,Alissa	g	1-3	0-0	0-0	0	0	0	5	2	4	1	0	5	9		
Team						0	4	4									
Totals			40-83	6-24	17-26	20	25	45	12	103	21	14	6	24	201		

FG % 1st Half: 25-49 51.0% 2nd half: 15-34 44.1% Game: 40-83 48.2%  
3FG % 1st Half: 3-13 23.1% 2nd half: 3-11 27.3% Game: 6-24 25.0%  
FT % 1st Half: 5-10 50.0% 2nd half: 12-16 75.0% Game: 17-26 65.4%

Officials: Felicia Grinter, Brian Garland, Missy Brooks  
Technical fouls: Alabama A&M-None, Ole Miss-None.  
Attendance: 1061

Score by periods	1st	2nd	3rd	4th	Total
Alabama A&M	6	13	9	14	42
Ole Miss	33	25	25	20	103

Points	In	Off	2nd	Fast	Bench
AAUWUB	Paint	T/O	Chance	Break	
34	4	10	4	6	
56	49	28	13	56	

Last FG - AAUWUB 4th-00:32, OM 4th-02:06.  
Largest lead - AAUWUB 6 None, OM by 61 4th-02:06.  
AAUWUB led for 00:00, OM led for 36:27, Game was tied for 01:33.

Score tied - 1 time.  
Lead changed - 0 times.

**LSU 76, Ole Miss 57**  
Jan. 7, 2016 (Oxford Miss./Pete Maravich Center)

BATON ROUGE, La. – The Ole Miss women's basketball team (9-6, 1-1 SEC) dropped its SEC road opener, 70-54, at LSU on Thursday evening. The Rebels were led by Kelsey Briggs who had a team best 11 points off the bench, while Alissa Alston added 10 points in the loss. The loss snapped Ole Miss' three-game win streak. AQueen Hayes added a team-high nine rebounds.

**Ole Miss 57 • 9-6, 1-1 SEC**

#	Player	Total			3-Ptr			Rebounds			PF	TP	A	TO	Bk	Stl	Min
		FG	FGA	FT	FTA	FG	FGA	FT	FTA	Off							
11	Joseph,Shequila	f	0-2	0-2	1-2	0	1	1	2	1	0	0	0	0	10		
03	Hayes,AQueen	g	1-3	1-2	2-6	5	4	9	1	5	3	2	0	1	29		
05	Sisk,Erika	g	2-8	0-2	1-1	2	0	2	2	5	1	0	1	2	34		
23	Sessom,Shandricka	g	2-7	1-5	0-0	0	3	3	2	5	0	5	0	0	14		
44	Lewis,Torri	g	2-6	2-6	0-0	0	0	0	3	6	0	0	0	0	19		
00	Golden,Kiara	g	2-5	1-3	0-2	0	0	0	0	5	0	0	1	0	12		
02	Williams,Jonell	g	0-1	0-0	2-2	1	3	4	0	2	0	1	0	0	6		
15	Briggs,Kelsey	g	5-12	1-5	0-0	1	2	3	5	11	1	1	0	1	16		
20	Muhammad,Madinah	g	1-7	1-4	0-0	0	1	1	3	3	1	1	0	1	16		
24	Hart,Bretta	g	2-6	0-0	0-0	3	4	7	5	4	1	2	1	4	28		
25	Alston,Alissa	g	2-6	1-2	5-7	0	1	1	1	10	1	4	0	0	16		
Team						1	0	1									
Totals			19-63	8-31	11-20	14	18	32	24	57	11	18	2	9	200		

1st FG %: 6-19 31.6% 2nd: 3-13 23.1% 3rd: 5-15 33.3% 4th: 5-16 31.3% Game: 19-63 30.2%  
3FG %: 0-1 0.0% 2nd: 0-2 0.0% 3rd: 0-2 0.0% 4th: 0-0 0.0% Game: 0-9 0.0%  
FT %: 1-2 50.0% 3rd: 3-8 37.5% 4th: 4-6 66.7% 3-4 75.0% 11-20 55.0% 5-2

**LSU 76 • 7-8, 1-1 SEC**

#	Player	Total			3-Ptr			Rebounds			PF	TP	A	TO	Bk	Stl	Min
		FG	FGA	FT	FTA	FG	FGA	FT	FTA	Off							
04	PEDERSEN, Anne	f	0-5	0-0	0-0	1	2	3	0	1	1	0	0	0	17		
31	JONES, Ann	f	4-4	0-0	1-2	1	5	6	1	9	2	3	0	0	18		
02	NORTON, Shance	g	2-4	0-0	4-7	3	5	8	3	8	4	3	0	1	27		
10	RHODES, Jasmine	g	3-8	0-2	1-1	0	1	1	2	7	0	2	0	0	18		
13	HILL, Rina	g	0-6	0-0	2-2	0	4	4	2	2	0	3	0	3	30		
01	DEEMER, Jenna	g	6-7	3-3	4-4	0	2	2	3	19	3	0	0	3	27		
03	BETHEL, Akiyah	g	7-13	0-1	2-5	2	4	6	1	16	5	4	0	4	29		
20	HYDER, Alexis	g	1-3	0-0	3-3	1	9	10	4	15	1	2	1	0	22		
32	LEE, Kayla	g	0-0	0-0	0-0	0	0	0	0	0	0	0	0	0	1		
22	QUINN, Constance	g	0-1	0-0	0-0	0	0	0	0	0	0	0	0	0	9		
35	FAREO, Ailyah	g	0-0	0-0	0-0	0	0	0	0	0	0	0	0	0	1		
42	HUMBLES, Ashley	g	0-0	0-0	0-0	0	1	1	0	0	0	1	0	0	1		
Team						2	4	4									
Totals			28-57	3-6	17-24	10	35	45	20	76	16	20	1	11	200		

1st FG %: 6-15 40.0% 2nd: 6-15 40.0% 3rd: 6-12 50.0% 4th: 7-15 46.7% Game: 28-57 49.1%  
3FG %: 0-1 0.0% 2nd: 0-2 0.0% 3rd: 0-2 0.0% 4th: 0-0 0.0% Game: 0-9 0.0%  
FT %: 4-5 80.0% 4-7 57.1% 2-3 66.7% 7-9 77.8% 17-24 70.8% 5

Officials: Scott Yarbrough, Cameron Inouye, Bruce Morris  
Technical fouls: LSU-None, LSU-None.  
Attendance: 2189

Score by periods	1st	2nd	3rd	4th	Total
Ole Miss	15	11	16	15	57
LSU	16	17	22	21	76

Points	In	Off	2nd	Fast	Bench
OM	Paint	T/O	Chance	Break	
28	16	13	4	35	
42	28	7	2	50	

Last FG - OM 4th-00:06, LSU 4th-03:32.  
Largest lead - OM by 3 2nd-05:52, LSU by 22 4th-00:36.  
OM led for 03:41, LSU led for 33:35, Game was tied for 02:44.

Score tied - 3 times.  
Lead changed - 5 times.

**Ole Miss 55, Vanderbilt 52**  
Jan. 3, 2016 (Oxford Miss./Tad Smith Coliseum)

OXFORD, Miss. - The Ole Miss women's basketball team sent Tad Smith Coliseum out in style with a come-from-behind, 55-52, win over Vanderbilt to move to 9-5, 1-0 SEC on Sunday afternoon. Oxford native Erika Sisk sealed the Ole Miss victory with an old-fashioned three-point play with two seconds remaining in regulation. The win gave the Rebels their second consecutive SEC-opening win.

**Vanderbilt 52 • 11-3, 0-1**

#	Player	Total			3-Ptr			Rebounds			PF	TP	A	TO	Bk	Stl	Min
		FG	FGA	FT	FTA	FG	FGA	FT	FTA	Off							
44	Rayle'a Long	f	4-5	0-1	0-0	1	2	3	3	8	1	2	0	2	18		
03	Rachel Bell	g	1-2	1-1	0-0	0	2	2	2	3	1	1	1	0	20		
12	Jasmine Jenkins	g	1-6	0-0	2-2	1	5	6	2	4	2	4	0	0	25		
23	Minta Spears	g	2-4	0-2	5-6	0	1	1	1	9	5	5	0	1	40		
03	Christa Reed	g	6-14	2-5	2-2	1	2	3	4	16	2	0	0	0	27		
01	Rebekah Dahlman	g	1-5	0-2	4-4	1	1	2	1	2	1	6	2	0	14		
22	Marquesa Webb	g	0-0	0-0	0-4	3	5	8	3	0	1	5					

2015-16 BOXSCORES

No. 13/10 Texas A&M 81, Ole Miss 58

Jan. 14, 2016 (College Station, Texas./Reed Arena)

OXFORD, Miss - The Ole Miss women's basketball team (9-8, 1-3 SEC) rallied in the second half, but couldn't overcome a cold shooting night, dropping a 81-58 contest to No. 15 Texas A&M. Freshman Madinah Muhammad led the Ole Miss offense with a career-best 21 points with 18 of those points coming in the second half. Shandricka Sessom was back in double figures with 13 points while leading the way on the glass with four rebounds.

Ole Miss 58 • 9-8, 1-3 SEC

#	Player	Total		3-Ptr		Rebounds		PF	TP	A	TO	Bk	Stl	Min	
		FG-FGA	FT-FTA	FG-FGA	FT-FTA	Off	Def								Tot
05	Sisk,Erika	1-6	0-2	0-0	2	1	3	5	2	4	3	0	2	24	
11	Joseph,Shequilia	1-2	1-2	0-0	0	2	2	0	4	0	1	0	0	22	
20	Muhammad,Madinah	6-18	3-11	6-8	0	1	11	4	21	2	2	1	1	32	
23	Sessom,Shandricka	5-13	3-7	0-0	2	2	4	2	13	1	5	1	2	24	
25	Alston,Alissa	0-5	0-1	0-2	1	0	1	4	0	1	3	0	0	16	
00	Golden,Kiara	1-1	1-1	0-0	0	0	0	0	3	0	0	0	1	7	
03	Hayes,A'Queen	1-4	0-1	1-2	1	2	3	1	3	2	5	0	2	23	
10	Muhate Pena,C	1-1	0-0	0-0	0	1	1	2	2	1	1	0	0	21	
24	Hart,Bretta	3-4	0-0	0-0	1	2	3	1	6	0	1	3	1	22	
44	Lewis,Torri	2-3	1-2	0-0	0	0	0	5	2	0	0	0	0	11	
Team						4		2							
Totals		21-57	9-27	7-12	11	13	24	19	58	13	21	5	9	200	

FG % 1st Half: 7-26 26.9% 2nd half: 14-31 45.2% Game: 21-57 36.8%  
 3FG % 1st Half: 3-11 27.3% 2nd half: 6-16 37.5% Game: 9-27 33.3%  
 FT % 1st Half: 1-2 50.0% 2nd half: 6-10 60.0% Game: 7-12 58.3%

Texas A&M 81 • 13-4, 3-1 SEC

#	Player	Total		3-Ptr		Rebounds		PF	TP	A	TO	Bk	Stl	Min	
		FG-FGA	FT-FTA	FG-FGA	FT-FTA	Off	Def								Tot
00	Khaaila Hillsman	2-3	0-0	0-0	2	0	2	1	4	0	0	2	0	18	
05	Annel Howard	4-7	0-0	1-2	1	3	4	2	9	0	1	0	0	21	
11	Curtyce Knox	2-3	0-0	0-0	0	1	1	4	2	0	1	1	1	12	
13	Chelsea Jennings	12-15	0-0	5-6	1	3	4	0	29	1	3	0	1	32	
33	Courtney Walker	7-13	0-2	3-5	1	8	9	0	17	3	2	0	2	32	
03	Taylor Cooper	0-0	0-0	2-2	0	4	4	1	2	2	3	0	2	13	
10	Shlonte Allen	0-2	0-1	2-2	0	0	0	1	2	0	2	0	0	7	
12	Danni Williams	1-3	1-2	1-2	0	2	2	2	4	0	1	0	0	13	
21	Jasmine Lumpkin	1-1	0-0	0-0	0	2	2	1	2	0	1	0	1	13	
23	Rachel Mitchell	3-3	0-0	0-0	4	1	5	3	6	0	3	4	1	17	
24	Jordan Jones	0-2	0-2	2-2	0	1	1	2	2	9	3	0	4	22	
Team						0		2							
Totals		32-52	1-7	16-21	9	27	36	14	81	20	21	6	12	200	

FG % 1st Half: 17-30 56.7% 2nd half: 15-22 68.2% Game: 32-52 61.5%  
 3FG % 1st Half: 0-3 0.0% 2nd half: 1-4 25.0% Game: 1-7 14.3%  
 FT % 1st Half: 6-9 66.7% 2nd half: 10-12 83.3% Game: 16-21 76.2%

Officials: Denise Brooks, Amy Bonner, Eric Koch  
 Technical fouls: Ole Miss-None. Texas A&M-None.  
 Attendance: 4033

Score by periods	1st	2nd	3rd	4th	Total
Ole Miss	22	6	23	17	58
Texas A&M	22	18	21	20	81

	In	Off	2nd	Fast	Bench
Points	Paint	T/O	Chance	Break	
OM	20	15	9	6	19
TAMU	34	27	11	12	18

Last FG - OM 4th-02:40, TAMU 4th-00:26.  
 Largest lead - OM None, TAMU by 28 3rd-07:36.  
 OM led for 00:00. TAMU led for 39:34. Game was tied for 00:26.

Score tied - 0 times.  
 Lead changed - 0 times.

Ole Miss 73, No. 9/9 Kentucky

Jan. 21, 2016 (Oxford Miss./The Pavilion at Ole Miss)

OXFORD, Miss - The Ole Miss women's basketball team (10-9, 2-4 SEC) snapped its four-game losing streak in impressive fashion by knocking off No. 9/9 Kentucky for its first win at The Pavilion at Ole Miss and first win over a top 10 opponent since knocking off No. 8 Georgia in 2010 on Thursday night. Junior Shequilia Joseph led the Ole Miss offense and tied her career-high with 21 points to lead a trio of Rebels in double figures.

Kentucky 65 • 14-3, 3-3 SEC

#	Player	Total		3-Ptr		Rebounds		PF	TP	A	TO	Bk	Stl	Min	
		FG-FGA	FT-FTA	FG-FGA	FT-FTA	Off	Def								Tot
13	Akhtar, Evelyn	6-9	0-0	1-1	2	3	5	2	13	0	2	1	1	24	
35	Jennings, Alexis	3-4	0-0	0-0	1	8	9	2	6	1	2	0	1	33	
03	Thompson, Jenee	4-9	0-1	0-0	1	2	3	0	8	4	3	0	2	34	
04	Morris, Maci	4-7	2-3	0-0	2	4	6	5	10	1	4	0	0	29	
25	Epps, Makayla	5-14	0-2	12-12	1	2	22	6	6	6	0	2	38		
01	Camara, Babouly	1-4	0-0	1-2	0	5	5	2	3	2	2	1	0	21	
24	Murray, Taylor	1-4	0-1	1-2	0	0	0	4	3	0	1	0	0	15	
45	Rice, Alyssa	0-0	0-0	0-0	0	1	1	0	0	0	0	0	0	6	
Team						2		3							
Totals		24-51	2-7	15-17	9	27	36	18	65	14	21	2	6	200	

FG % 1st Half: 11-25 44.0% 2nd half: 13-26 50.0% Game: 24-51 47.1%  
 3FG % 1st Half: 2-4 50.0% 2nd half: 0-3 0.0% Game: 2-7 28.6%  
 FT % 1st Half: 7-8 87.5% 2nd half: 8-9 88.9% Game: 15-17 88.2%

Ole Miss 73 • 10-9, 2-4 SEC

#	Player	Total		3-Ptr		Rebounds		PF	TP	A	TO	Bk	Stl	Min	
		FG-FGA	FT-FTA	FG-FGA	FT-FTA	Off	Def								Tot
11	Joseph,Shequilia	8-12	5-7	0-0	1	3	4	3	21	2	1	0	0	34	
03	Hayes,A'Queen	5-7	0-0	4-4	3	3	6	4	14	6	3	0	4	40-	
05	Sisk,Erika	4-10	0-0	1-2	2	3	5	4	9	4	7	0	0	32	
20	Muhammad,Madinah	2-14	1-8	0-0	0	1	1	5	0	0	0	0	0	20	
23	Sessom,Shandricka	5-16	3-6	1-1	1	3	4	4	14	2	2	1	1	26	
10	Muhate Pena,C	0-0	0-0	1-2	0	1	1	0	1	0	0	1	0	4	
24	Hart,Bretta	3-4	0-0	0-0	3	2	5	2	6	1	0	1	1	23	
25	Alston,Alissa	0-0	0-0	0-0	0	0	0	0	0	0	0	0	0	0+	
44	Lewis,Torri	1-5	1-5	0-0	0	1	1	1	3	2	1	1	1	21	
Team						4		2							
Totals		28-68	10-26	7-9	14	19	33	19	73	17	14	4	7	200	

FG % 1st Half: 13-34 38.2% 2nd half: 15-34 44.1% Game: 28-68 41.2%  
 3FG % 1st Half: 6-15 40.0% 2nd half: 4-11 36.4% Game: 10-26 38.5%  
 FT % 1st Half: 3-4 75.0% 2nd half: 4-5 80.0% Game: 7-9 77.8%

Officials: Lisa Mattingly,Brian Hall, Cameron Inouye  
 Technical fouls: Kentucky-None. Ole Miss-None.  
 Attendance: 1335

Score by periods	1st	2nd	3rd	4th	Total
Kentucky	18	13	16	18	65
Ole Miss	23	12	19	19	73

	In	Off	2nd	Fast	Bench
Points	Paint	T/O	Chance	Break	
UK	24	15	11	10	6
OM	32	22	18	4	10

Last FG - UK 4th-00:21, OM 4th-00:19.  
 Largest lead - UK by 11 1st-07:01, OM by 12 4th-08:54.  
 UK led for 00:33. OM led for 39:11. Game was tied for 00:16.

Score tied - 0 times.  
 Lead changed - 2 times.

No. 10/7 Mississippi State 79, Ole Miss 51

Jan. 18, 2016 (Starkville, Miss./Humphrey Coliseum)

STARKVILLE, Miss. - The Ole Miss women's basketball team (9-9, 1-4 SEC) dropped a hard fought 79- 51 road contest to No. 10 Mississippi State on Monday night at Humphrey Coliseum. Shandricka Sessom led the offense with 14 points while A'Queen Hayes led Ole Miss on the glass with nine rebounds. The Rebels battled with the No. 10 Bulldogs, but couldn't find a way to stop the home team who shot 49.1 percent for the game.

Ole Miss 51 • 9-9 (1-4 SEC)

#	Player	Total		3-Ptr		Rebounds		PF	TP	A	TO	Bk	Stl	Min	
		FG-FGA	FT-FTA	FG-FGA	FT-FTA	Off	Def								Tot
11	Joseph,Shequilia	3-12	1-6	1-2	2	2	4	1	8	0	5	0	1	35	
03	Hayes,A'Queen	3-6	0-0	3-7	7	2	9	2	9	2	1	0	2	34	
05	Sisk,Erika	0-3	0-0	2-4	2	1	3	2	5	2	0	1	1	31	
20	Muhammad,Madinah	4-8	2-3	0-0	0	2	3	10	0	2	2	1	2	30	
23	Sessom,Shandricka	6-19	1-5	1-2	1	2	3	14	0	1	2	0	0	40	
00	Muhate Pena,C	0-1	0-0	0-0	1	1	2	2	0	1	0	1	0	9	
24	Hart,Bretta	0-2	0-0	1-2	1	0	1	5	1	0	2	1	1	9	
25	Alston,Alissa	1-2	0-0	1-2	0	0	2	3	0	1	0	0	0	7	
44	Lewis,Torri	2-3	0-0	0-0	0	0	0	1	4	0	0	0	0	5	
Team						3		2							
Totals		19-56	4-14	9-19	17	12	29	23	51	7	16	4	8	200	

1st - FG: 5-15 33.3% 2nd: 3-11 27.3% 3rd: 6-17 35.3% 4th: 5-13 38.5% Game: 19-56 33.9%  
 3FG: 2-5 40.0% 0-3 0.0% 1-4 25.0% 1-2 50.0% 5-14 35.7%  
 FT: 3-4 75.0% 5-8 62.5% 3-5 60.0% 1-4 25.0% 9-19 47.4%

Mississippi State 79 • 17-2 (4-1 SEC)

#	Player	Total		3-Ptr		Rebounds		PF	TP	A	TO	Bk	Stl	Min
		FG-FGA	FT-FTA	FG-FGA	FT-FTA	Off	Def							
13	Ketara Chapel	4-4	0-0	0-0	1	1	2	1	8	2	2	0	0	21
45	Chinwe Okorie	5-6	0-0	4-5	5	2	7	2	14	0	0	1	0	28
00	Dominique Dillingham	2-11	0-2	0-0	0	5	5	0	4	1	0	0		

**No. 22/24 Missouri 60, Ole Miss 46**  
**Jan. 31, 2016 (Oxford, Miss./The Pavilion at Ole Miss)**

OXFORD, Miss. — The Ole Miss women's basketball team (10-11, 2-6 SEC) battled with the No. 22 Missouri Tigers on Sunday afternoon but couldn't find a way to pick up the win falling 60-46 to the Tigers. Sophomores Shandricka Sessom and AQueen Hayes led the way with 15 points while Hayes has a team-best eight rebounds.

**Missouri 60 • 18-4, 5-4 SEC**

#	Player	Total		3-Ptr		Rebounds			PF	TP	A	TO	Blk	Stl	Min
		FG-FGA	FG-FGA	FT-FTA	FT-FTA	Off	Def	Tot							
21	Porter, Cierra	f	3-7	0-1	1-2	3	8	11	3	7	3	3	3	0	37
22	Frenicks, Jordan	f	8-12	0-0	1-1	4	5	9	3	17	1	3	0	0	29
03	Cunningham, Sophie	g	5-14	0-3	0-4	3	8	11	1	10	5	4	0	0	37
11	Cunningham, Lindsey	g	2-2	0-0	0-0	0	1	1	1	4	3	3	0	1	27
24	Michaelis, Sierra	g	6-9	4-7	4-4	2	6	8	2	20	5	5	0	1	32
01	Doty, Lianna	g	0-0	0-0	0-0	1	1	2	0	0	1	2	0	0	14
02	Stock, Morgan	g	0-3	0-2	0-0	0	0	0	0	0	1	1	0	0	10
04	Porter, Bri	g	0-0	0-0	0-0	0	1	1	0	0	0	1	1	0	7
10	Stock, Maddie	g	0-1	0-1	2-2	0	0	0	0	2	0	0	0	0	2
12	Hudyn, Michelle	g	0-1	0-0	0-0	0	0	0	0	0	0	0	0	0	1
23	Robinson, Juanita	g	0-1	0-1	0-0	0	0	0	0	0	2	0	0	0	4
Team							2	5	7			1			
Totals			24-50	4-15	8-13	15	35	50	12	60	19	25	4	2	200

FG % 1st Half: 7-22 31.8% 2nd half: 17-28 60.7% Game: 24-50 48.0% Deadball Rebounds 2  
 3FG % 1st Half: 0-9 0.0% 2nd half: 4-6 66.7% Game: 4-15 26.7%  
 FT % 1st Half: 4-6 66.7% 2nd half: 4-7 57.1% Game: 8-13 61.5%

**Ole Miss 46 • 10-11, 2-6 SEC**

#	Player	Total		3-Ptr		Rebounds			PF	TP	A	TO	Blk	Stl	Min
		FG-FGA	FG-FGA	FT-FTA	FT-FTA	Off	Def	Tot							
11	Joseph,Shequila	f	3-13	3-10	1-2	3	1	4	3	10	0	1	1	1	37
03	Hayes,AQueen	g	5-13	0-3	5-8	6	2	8	2	15	4	1	0	3	37
05	Sisk,Erika	g	0-5	0-3	0-0	0	2	2	3	0	1	3	0	0	30
20	Muhammad,Madinah	g	0-1	0-1	0-0	0	0	0	2	0	0	0	0	0	6
23	Sessom,Shandricka	g	6-22	1-8	2-2	0	2	2	3	15	2	0	0	0	33
10	Muhate Pena,C	g	0-0	0-0	0-0	0	0	0	0	0	0	0	0	0	1
15	Briggs,Kelsey	g	1-2	0-1	0-0	1	2	3	1	2	0	2	0	0	8
24	Hart,Bretta	g	0-1	0-0	0-0	1	3	4	3	0	0	0	1	0	13
25	Alston,Alissa	g	0-1	0-0	0-0	1	1	2	0	0	0	0	0	0	3
44	Lewis,Torri	g	1-8	1-8	1-2	0	1	1	1	4	1	1	0	2	32
Team							6	0	6			1			
Totals			16-66	5-34	9-14	18	14	32	18	46	8	8	2	9	200

FG % 1st Half: 7-32 21.9% 2nd half: 9-34 26.5% Game: 16-66 24.2% Deadball Rebounds 2  
 3FG % 1st Half: 2-15 13.3% 2nd half: 3-19 15.8% Game: 5-34 14.7%  
 FT % 1st Half: 3-6 50.0% 2nd half: 6-8 75.0% Game: 9-14 64.3%

Officials: Amy Bonner, Roy Gulbeyaan, Bill Larence  
 Technical fouls: Missouri-Michaelis, Sierra, Ole Miss-Joseph,Shequila.  
 Attendance: 1686

Score by periods	1st	2nd	3rd	4th	Total
Missouri	14	4	25	17	60
Ole Miss	16	3	15	12	46

Points	In	Off	2nd	Fast	Bench
MU-W	36	6	8	4	2
OM	8	21	4	6	6

Last FG - MU-W 4th-00:44, OM 4th-05:33.  
 Largest lead - MU-W by 15 4th-00:44, OM by 4 1st-05:18.  
 MU-W led for 19:05. OM led for 11:48. Game was tied for 09:07.

Score tied - 5 times.  
 Lead changed - 7 times.

**Georgia 70, Ole Miss 56**

**Feb. 7, 2016 (Athens, Ga./Stegemen Coliseum)**

ATHENS, Ga. — The Ole Miss women's basketball team (10-13, 2-8 SEC) got as close as 11 points in the fourth quarter but couldn't overcome Georgia's 26 point third quarter as they dropped a 70-56 contest to Georgia on Super Bowl Sunday. Madinah Muhammad led the Ole Miss offense with 15 points while AQueen Hayes added 9 rebounds.

**Ole Miss 56 • 10-13, 2-8**

#	Player	Total		3-Ptr		Rebounds			PF	TP	A	TO	Blk	Stl	Min
		FG-FGA	FG-FGA	FT-FTA	FT-FTA	Off	Def	Tot							
05	Hayes,AQueen	*	1-6	0-0	1-2	6	3	9	4	3	5	2	0	1	40
03	Sisk,Erika	*	1-3	0-1	0-0	0	2	2	0	2	3	1	0	0	19
11	Joseph,Shequila	*	2-3	1-2	0-0	0	3	3	4	5	2	2	0	1	25
20	Muhammad,Madinah	*	5-18	4-12	1-2	0	1	1	14	15	0	2	0	2	33
23	Sessom,Shandricka	*	3-12	2-7	0-0	1	1	2	1	8	1	5	0	0	22
02	Williams,Jonell	*	4-5	0-0	0-1	5	2	7	4	8	0	0	0	0	13
10	Muhate Pena,C	*	2-4	0-0	1-1	3	2	5	2	5	2	3	0	1	12
24	Hart,Bretta	*	3-4	0-0	0-0	1	2	3	1	6	0	2	1	1	17
25	Alston,Alissa	*	0-1	0-0	1-2	0	1	1	0	1	0	0	0	0	4
44	Lewis,Torri	*	1-6	1-6	0-0	0	0	0	1	3	1	0	0	0	15
Team							1	4	5			1			
Totals			22-62	8-28	4-8	17	21	38	21	56	15	17	1	6	200

FG % 1st Half: 12-30 40.0% 2nd half: 10-32 31.3% Game: 22-62 35.5% Deadball Rebounds 2  
 3FG % 1st Half: 5-15 33.3% 2nd half: 3-13 23.1% Game: 8-28 28.6%  
 FT % 1st Half: 1-2 50.0% 2nd half: 3-6 50.0% Game: 4-8 50.0%

**Georgia 70 • 18-6, 6-5**

#	Player	Total		3-Ptr		Rebounds			PF	TP	A	TO	Blk	Stl	Min
		FG-FGA	FG-FGA	FT-FTA	FT-FTA	Off	Def	Tot							
03	Tiarra Griffin	*	6-15	5-9	2-4	1	4	5	1	19	3	1	0	4	37
13	Merritt Hempte	*	7-9	0-0	3-4	3	1	4	2	17	1	2	1	3	30
20	Shacobia Barbee	*	4-8	0-2	4-6	3	12	15	1	12	5	4	1	1	39
23	Halle Washington	*	2-5	0-0	2-2	0	3	3	3	6	0	0	0	0	19
24	Marjorie Butler	*	3-6	0-2	0-1	1	2	3	3	6	9	2	0	2	40
04	Shanea Armbrister	*	0-1	0-1	0-0	0	0	0	0	0	0	0	0	0	4
04	Caliya Robinson	*	1-6	0-0	4-4	1	2	3	2	6	1	2	5	0	20
11	Pachis Roberts	*	2-3	0-0	0-0	0	0	0	0	4	0	1	0	2	11
Team							1	1	2			1			
Totals			25-53	5-14	15-21	10	25	35	12	70	19	12	7	12	200

FG % 1st Half: 13-27 48.1% 2nd half: 12-26 46.2% Game: 25-53 47.2% Deadball Rebounds 3  
 3FG % 1st Half: 5-18 27.8% 2nd half: 3-6 50.0% Game: 5-14 35.7%  
 FT % 1st Half: 2-2 100.0% 2nd half: 13-19 68.4% Game: 15-21 71.4%

Officials: Brian Enteline, Frank Steratore and Carla Fountain  
 Technical fouls: Ole Miss-None, Georgia-None.  
 Attendance: 3826

Score by periods	1st	2nd	3rd	4th	Total
Ole Miss	17	13	14	12	56
Georgia	14	16	26	14	70

Points	In	Off	2nd	Fast	Bench
OM	12	13	17	0	23
UGA	30	15	12	10	10

Last FG - OM 4th-00:15, UGA 4th-05:13.  
 Largest lead - OM by 3 1st-00:25, UGA by 16 4th-05:13.  
 OM led for 03:47, UGA led for 28:35. Game was tied for 07:38.

Score tied - 7 times.  
 Lead changed - 6 times.

**Alabama 48, Ole Miss 37**

**Feb. 4, 2016 (Tuscaloosa, Ala./Foster Auditorium)**

TUSCALOOSA, Ala. - The Ole Miss women's basketball team (10-12, 2-7 SEC) held the Crimson Tide to just 48 points but couldn't overcome a cold shooting night where they shot just 22.4 percent as they dropped a 48-37 contest to the Crimson Tide on Thursday at Foster Auditorium. Shandricka Sessom led the Rebels with 15 points for her sixth straight game in double figures. AQueen Hayes tallied a team-best seven rebounds.

**Ole Miss 37 • 10-12, 2-7 SEC**

#	Player	Total		3-Ptr		Rebounds			PF	TP	A	TO	Blk	Stl	Min
		FG-FGA	FG-FGA	FT-FTA	FT-FTA	Off	Def	Tot							
11	Joseph,Shequila	f	1-8	0-4	2-4	1	3	4	3	4	0	6	1	2	37
03	Hayes,AQueen	g	2-6	0-0	1-2	5	2	7	5	5	3	1	0	5	30
05	Sisk,Erika	g	0-4	0-2	2-2	2	3	5	2	2	1	2	0	1	21
20	Muhammad,Madinah	g	0-4	0-3	0-0	0	0	0	3	0	0	0	0	0	6
23	Sessom,Shandricka	g	6-20	2-9	1-2	2	3	5	2	15	0	1	0	1	38
00	Golden,Kiara	g	0-0	0-0	0-0	0	0	0	0	0	0	0	0	0	0+
10	Muhate Pena,C	g	0-2	0-0	0-0	1	0	1	0	0	0	1	2	0	8
24	Hart,Bretta	g	1-5	0-0	0-2	1	4	5	3	2	0	1	1	0	19
25	Alston,Alissa	g	0-3	0-0	2-4	1	3	4	1	2	0	1	0	0	13
44	Lewis,Torri	g	3-6	1-3	0-0	0	4	4	4	7	0	0	0	0	28
Team							3	1	4			4			
Totals			13-58	3-21	8-16	16	23	39	23	37	4	13	4	9	200

1st-FG %: 4-18 22.2% 2nd: 4-11 36.4% 3rd: 2-14 14.3% 4th: 3-15 20.0% Game: 13-58 22.4% Deadball Rebounds 4  
 3FG %: 1-10 10.0% 1-2 50.0% 0-3 0.0% 1-6 16.7% Game: 3-21 14.3%  
 FT %: 0-0 0.0% 2-4 50.0% 3-6 50.0% 1-8 12.5% Game: 8-16 50.0%

**Alabama 48 • 14-9, 3-7 SEC**

#	Player	Total		3-Ptr	
---	--------	-------	--	-------	--

2015-16 BOXSCORES

No. 12/13 Texas A&M 62, Ole Miss 48  
Feb. 15, 2016 (Oxford, Miss./The Pavilion at Ole Miss)

OXFORD, Miss. — Shandricka Sessom led the Ole Miss women's basketball team (10-15, 2-10 SEC) with 13 points, but the team dropped a 62-48 contest to the No. 12 Aggies on Monday evening at The Pavilion at Ole Miss. Sessom posted her 21st game in double figures and was joined in double figures by A'Queen Hayes with 10 points and Erika Sisk who added 11 points. Hayes and Bretta Hart each had eight rebounds each.

Texas A&M 62 • 18-7, 8-4 SEC

#	Player	Total			3-Ptr			Rebounds			PF	TP	A	TO	Blk	Stl	Min
		FG-FGA	FT-FTA	FT-FTA	FG-FGA	FT-FTA	Off	Def	Tot								
01	Williams, Courtney	f	5-13	0-1	2-4	1	10	11	0	12	1	3	0	0	0	36	
05	Howard, Anriel	f	2-4	0-0	0-0	3	8	11	2	4	2	1	0	1	21		
09	Hillsman, Khaalia	c	3-3	0-0	2-2	1	2	3	1	8	0	0	5	0	25		
11	Knox, Courtney	g	1-4	0-1	2-2	0	6	6	3	4	5	2	0	2	33		
33	Walker, Courtney	g	3-8	0-0	5-5	1	3	4	2	11	1	7	2	1	33		
03	Cooper, Taylor	g	0-2	0-2	0-0	0	2	2	1	0	0	0	0	1	5		
10	Allen, Shlonte	g	1-2	0-0	2-3	0	1	1	3	4	1	3	1	0	7		
12	Williams, Danni	g	1-4	0-2	2-2	0	1	1	2	4	0	0	0	0	9		
13	Jennings, Chelsea	g	4-10	0-0	2-2	0	3	3	1	10	1	0	0	0	17		
21	Lumpkin, Jasmine	g	0-0	0-0	2-2	0	0	0	2	2	0	1	0	1	3		
23	Mitchell, Rachel	g	1-1	0-0	1-2	2	2	4	2	3	0	2	0	0	11		
Team						1	0	1			1						
Totals			21-51	0-6	20-24	9	38	47	19	62	11	20	8	6	200		

FG % 1st Half: 9-25 36.0% 2nd half: 12-26 46.2% Game: 21-51 41.2%  
3FG % 1st Half: 0-2 0.0% 2nd half: 0-4 0.0% Game: 0-6 0.0%  
FT % 1st Half: 9-11 81.8% 2nd half: 11-13 84.6% Game: 20-24 83.3%

Ole Miss 48 • 10-15, 2-10 SEC

#	Player	Total			3-Ptr			Rebounds			PF	TP	A	TO	Blk	Stl	Min
		FG-FGA	FT-FTA	FT-FTA	FG-FGA	FT-FTA	Off	Def	Tot								
11	Joseph, Shequilia	f	2-12	1-9	0-0	3	4	7	2	5	1	1	2	0	38		
24	Hart, Bretta	f	1-5	0-0	1-2	3	5	8	4	3	0	0	3	2	24		
03	Hayes, A'Queen	g	4-19	0-1	2-4	2	6	8	5	10	3	4	0	0	35		
05	Sisk, Erika	g	3-12	0-1	5-6	3	0	3	0	11	2	2	0	3	35		
20	Muhammad, Madinah	g	1-7	0-4	2-4	1	1	2	4	4	2	0	0	0	17		
00	Golden, Kiara	g	0-2	0-1	1-2	0	0	0	0	1	0	0	0	0	3		
02	Williams, Jonell	g	0-0	0-0	0-0	0	0	0	0	0	0	0	0	0	5		
10	Muhate Pena, C	g	0-0	0-0	1-2	0	0	0	0	1	0	0	0	0	4		
23	Sessom, Shandricka	g	5-14	1-4	2-2	1	2	3	5	13	1	1	0	2	29		
22	Alston, Alissa	g	0-0	0-0	0-0	0	0	0	0	0	3	0	0	0	6		
44	Lewis, Torri	g	0-0	0-0	0-0	0	1	1	1	0	0	0	0	0	4		
Team						7	0	7									
Totals			16-71	2-20	14-22	20	19	39	21	48	7	12	5	7	200		

FG % 1st Half: 7-38 18.4% 2nd half: 9-33 27.3% Game: 16-71 22.5%  
3FG % 1st Half: 1-10 10.0% 2nd half: 1-10 10.0% Game: 2-20 10.0%  
FT % 1st Half: 1-3 33.3% 2nd half: 13-19 68.4% Game: 14-22 63.6%

Officials: Bob Trammell, Cameron Inouye, Roy Gulbeyan  
Technical fouls: Texas A&M-None. Ole Miss-None.  
Attendance: 1691

Score by periods	1st	2nd	3rd	4th	Total
Texas A&M	17	10	18	17	62
Ole Miss	7	9	12	20	48

Last FG - TAMU 4th-00:46, OM 4th-00:17.  
Largest lead - TAMU by 19 3rd-00:28, OM None.  
TAMU led for 38:39, OM led for 00:00. Game was tied for 01:21.

No. 14/13 Mississippi State 60, Ole Miss 51  
Feb. 21, 2016 (Oxford, Miss./The Pavilion at Ole Miss)

OXFORD, Miss. — The Ole Miss women's basketball team twice cut the No. 14 Mississippi State Bulldogs lead to five points in the fourth quarter but couldn't get any closer as the Rebels fell, 60-51 to the Bulldogs on Sunday evening at The Pavilion at Ole Miss. Madinah Muhammad led the Ole Miss offense with 14 points and went 10-of-11 from the free throw line. A'Queen Hayes added seven rebounds.

Mississippi State 60 • 22-6, 9-5 SEC

#	Player	Total			3-Ptr			Rebounds			PF	TP	A	TO	Blk	Stl	Min
		FG-FGA	FT-FTA	FT-FTA	FG-FGA	FT-FTA	Off	Def	Tot								
13	Chapel, Ketara	f	1-3	0-0	0-0	0	3	3	2	2	1	0	0	0	0	26	
45	Okorie, Chinwe	c	3-4	0-0	3-4	4	4	8	3	9	0	1	2	1	32		
00	Dillingham, Dominique	g	5-14	0-0	2-4	1	4	5	2	12	2	3	1	1	40-		
02	William, Morgan	g	3-5	0-1	4-6	2	3	5	3	10	7	5	0	1	39		
35	Vivians, Victoria	g	10-18	1-3	1-2	1	9	10	5	22	1	3	0	2	38		
01	Schaefer, Blair	g	0-1	0-0	0-0	0	0	0	0	0	0	0	0	0	1		
03	Richardson, Breanna	g	0-0	0-0	1-1	1	2	3	0	1	2	1	0	0	14		
15	McCowan, Teaira	g	2-2	0-0	1-2	1	1	2	2	5	0	1	3	0	8		
23	Nevitt, Kayla	g	0-0	0-0	0-0	0	0	0	0	0	0	0	1	0	2		
Team						1	1	2									
Totals			24-47	1-4	11-18	11	26	37	20	60	12	15	8	5	200		

FG % 1st Half: 13-28 46.4% 2nd half: 11-19 57.9% Game: 24-47 51.1%  
3FG % 1st Half: 0-1 0.0% 2nd half: 1-3 33.3% Game: 1-4 25.0%  
FT % 1st Half: 4-6 66.7% 2nd half: 7-12 58.3% Game: 11-18 61.1%

Ole Miss 51 • 10-17, 2-12 SEC

#	Player	Total			3-Ptr			Rebounds			PF	TP	A	TO	Blk	Stl	Min
		FG-FGA	FT-FTA	FT-FTA	FG-FGA	FT-FTA	Off	Def	Tot								
11	Joseph, Shequilia	f	3-5	2-3	1-2	0	2	2	4	9	2	2	1	0	36		
24	Hart, Bretta	f	2-6	0-0	2-2	1	2	3	4	6	1	1	0	4	23		
03	Hayes, A'Queen	g	2-9	0-0	2-2	4	3	7	4	6	3	0	0	0	40-		
05	Sisk, Erika	g	2-8	0-0	3-5	4	2	6	3	7	1	4	0	1	29		
20	Muhammad, Madinah	g	2-8	0-8	10-11	0	0	0	2	14	1	4	0	0	36		
23	Sessom, Shandricka	g	4-10	1-3	0-0	1	1	2	4	9	1	2	1	2	32		
25	Alston, Alissa	g	0-1	0-0	0-0	0	0	0	0	0	0	0	0	0	1		
44	Lewis, Torri	g	0-0	0-0	0-0	0	0	0	0	0	0	0	0	0	1		
Team						8	3	11									
Totals			15-57	3-14	18-22	18	13	31	21	51	9	11	2	8	200		

FG % 1st Half: 6-25 24.0% 2nd half: 9-32 28.1% Game: 15-57 26.3%  
3FG % 1st Half: 2-7 28.6% 2nd half: 1-7 14.3% Game: 3-14 21.4%  
FT % 1st Half: 6-8 75.0% 2nd half: 12-14 85.7% Game: 18-22 81.8%

Officials: Dee Kantner, Bryan Enterline, Carla Fountain  
Technical fouls: Mississippi State-None. Ole Miss-None.  
Attendance: 4411

Score by periods	1st	2nd	3rd	4th	Total
Mississippi State	19	11	15	15	60
Ole Miss	9	11	16	15	51

Last FG - MS 4th-02:53, OM 4th-01:04.  
Largest lead - MS by 12 1st-01:02, OM by 3 1st-09:50.  
MS led for 34:58, OM led for 04:36. Game was tied for 00:10.

Tennessee 57, Ole Miss 51  
Feb. 18, 2016 (Knoxville, Tenn./Thompson-Boling Arena)

KNOXVILLE, Tenn. — The Ole Miss women's basketball team (10-16, 2-11 SEC) fought back from nine points down in the fourth quarter to take a 51-50 lead, but Tennessee closed the game with seven straight points to take the 57-51 win over Ole Miss. Shandricka Sessom lead all-scorers with 21 points and A'Queen Hayes was in double figures for the third straight game with 12 points and team-best eight rebounds.

Ole Miss 51 • 10-16, 2-11

#	Player	Total			3-Ptr			Rebounds			PF	TP	A	TO	Blk	Stl	Min
		FG-FGA	FT-FTA	FT-FTA	FG-FGA	FT-FTA	Off	Def	Tot								
11	Joseph, Shequilia	f	2-11	1-5	0-0	0	3	3	3	5	0	1	1	0	36		
24	Hart, Bretta	f	1-2	0-0	0-0	0	1	1	2	2	0	0	0	0	15		
03	Hayes, A'Queen	g	5-13	0-0	2-2	5	3	8	4	12	2	3	0	2	40		
05	Sisk, Erika	g	2-8	0-0	2-2	0	3	3	3	6	2	5	0	4	40		
20	Muhammad, Madinah	g	1-5	0-2	0-0	0	2	2	2	2	0	1	0	0	22		
02	Williams, Jonell	g	0-0	0-0	0-0	0	1	1	1	0	0	1	0	0	1		
23	Sessom, Shandricka	g	8-17	3-5	2-2	1	3	4	21	2	2	1	0	35			
44	Lewis, Torri	g	1-2	1-2	0-0	0	0	0	2	3	1	0	0	0	11		
Team						4	2	6									
Totals			20-58	5-14	6-6	10	18	28	21	51	7	14	2	6	200		

1st FG %: 8-19 42.1% 2nd: 5-12 41.7% 3rd: 3-14 21.4% 4th: 4-13 30.8% Game: 20-58 34.5%  
3FG %: 1-1 100.0% 2-3 66.7% 0-0 0.0% 1-3 33.3% 2-5 40.0%  
FT %: 0-0 0.0% 2-2 100.0% 0-0 0.0% 4-4 100.0% 6-6 100.0%

Tennessee 57 • 16-10, 7-6

#	Player	Total			3-Ptr			Rebounds			PF	TP	A	TO	Blk	Stl	Min
		FG-FGA	FT-FTA	FT-FTA	FG-FGA	FT-FTA	Off	Def	Tot								
12	Graves, Bashaara	f	5-13	0-0	5-6	6	6	12	1	15	0	1	0	1	36		
31	Nared, Jaime	f	3-7	1-1	3-4	4	4	8	2	10	0	2	0	1	29		
21	Russell, Mercedes	c	0-0	0-0	0-0	0	0	0	0	0	0	0	0	0	2		
14	Carter, Andraya	g	1-4	0-2	1-2	1	2	3	2	3	2	1	2	32			
20	Cooper, Te'a	g	3-10	0-0	4-4	0	1	1	3								

**Ole Miss vs. Arkansas**  
**Feb. 28, 2016 (Fayetteville, Ark./Bud Walton Arena)**

**SEC Tournament vs. Vanderbilt**  
**March 2, 2016 (Jacksonville, Fla./War Memorial Arena)**

OXFORD, Miss. – The Ole Miss women's basketball tried to rally in the fourth quarter but couldn't complete the comeback falling, 60-49 to Arkansas in the regular season finale. The Rebels made things interesting in the fourth quarter and after trailing by as many as eight points in the second half, the Rebels cut the lead to two points before the Arkansas closed the game on a 14-5 run to take the victory.

**Ole Miss 49 - 10-19, 2-14 SEC**

#	Player	Total			3-Ptr			Rebounds			PF	TP	A	TO	Blk	Stl	Min
		FG-FGA	FG-FGA	FT-FTA	FG-FGA	FG-FGA	FT-FTA	Off	Def	Tot							
11	Joseph,Shequilia	f	2-7	2-5	0-0	1	9	10	5	6	0	4	0	0	35		
24	Hart,Bretta	f	2-4	0-0	0-0	2	5	7	4	4	0	0	3	0	27		
03	Hayes,A'Queen	g	1-8	1-1	2-2	5	2	7	5	5	4	3	0	0	21		
20	Muhammad,Madinah	g	5-17	2-9	2-2	0	2	2	4	14	4	2	0	0	37		
23	Sessom,Shandricka	g	9-24	1-9	0-0	1	3	4	4	19	1	3	0	1	40		
02	Williams,Jonell	g	0-0	0-0	0-0	0	0	0	0	0	0	0	0	0	1		
05	Sisk,Erika	g	0-2	0-1	0-0	1	1	2	0	0	0	2	0	1	18		
10	Muhate Pena,C	g	0-0	0-0	0-0	2	2	4	3	0	0	1	0	1	17		
25	Alston,Alissa	g	0-4	0-0	1-2	0	0	0	4	1	0	0	0	0	6		
44	Lewis,Torri	g	0-2	0-2	0-0	0	0	0	0	0	0	0	0	0	4		
<b>Team</b>						3	6	9									
<b>Totals</b>			19-68	6-27	5-6	15	30	45	29	49	9	15	3	3	200		

1st - FG %:	8-17	47.1%	2nd: 2-17	11.8%	3rd: 3-18	16.7%	4th: 6-16	37.5%	Game: 19-68	27.9%	Deadball
3FG %:	3-8	37.5%	0-7	0.0%	0-6	0.0%	3-6	50.0%	6-27	22.2%	Rebounds
FT %:	0-0	0.0%	2-2	100.0%	0-0	0.0%	3-4	75.0%	5-6	83.3%	0,1

**ARKANSAS 60 - 12-17, 7-9 SEC**

#	Player	Total			3-Ptr			Rebounds			PF	TP	A	TO	Blk	Stl	Min
		FG-FGA	FG-FGA	FT-FTA	FG-FGA	FG-FGA	FT-FTA	Off	Def	Tot							
00	JACKSON, Jessica	f	3-10	1-4	10-14	3	2	5	3	17	1	1	3	0	32		
33	WOLFF, Melissa	f	3-9	0-1	0-3	4	9	13	1	6	2	1	2	1	38		
35	COOLEY, Alecia	c	0-0	0-0	0-0	0	1	1	0	0	0	0	0	0	5		
15	BROOKS, Kelsey	g	3-8	2-4	4-6	0	5	5	1	12	1	0	0	2	30		
21	COSPER, Devin	g	2-9	0-2	4-6	0	4	4	3	8	0	2	0	0	26		
04	MONK, Malica	g	2-5	0-0	0-0	1	2	3	4	4	2	3	0	0	27		
04	SWENSON, Keiryn	g	0-2	0-1	0-0	1	2	3	0	0	0	0	0	0	11		
12	FREEMAN, Brianna	g	0-0	0-0	0-0	0	0	0	0	0	0	0	0	0	2		
24	DANBERRY, Jordan	g	4-10	0-0	5-11	5	2	7	1	13	4	4	1	1	29		
<b>Team</b>						0	4	4									
<b>Totals</b>			17-53	3-12	23-40	14	31	45	13	60	10	11	6	4	200		

1st - FG %:	4-15	26.7%	2nd: 4-17	23.5%	3rd: 4-9	44.4%	4th: 5-12	41.7%	Game: 17-53	32.1%	Deadball
3FG %:	0-3	0.0%	0-3	0.0%	2-4	50.0%	1-2	50.0%	3-12	25.0%	Rebounds
FT %:	0-2	0.0%	4-10	40.0%	9-14	64.3%	10-14	71.4%	23-40	57.5%	8,4

Officials: Scott Yarbrough, Kelly Johnson, Wesley Dean  
 Technical fouls: Ole Miss-None. ARKANSAS-None.  
 Attendance: 3132  
 Estimated Actual Attendance: 2812  
 Fouled Out Mississippi: #3, Hayes (3:07 4Q); #11, Joseph (2:44 4Q)

Score by periods	1st	2nd	3rd	4th	Total
Ole Miss	19	6	6	18	49
ARKANSAS	8	12	19	21	60

	In	Off	2nd	Fast	Bench
Points	Paint	T/O	Chance	Break	
OM	10	5	9	3	1
AR	18	8	11	6	17

Last FG - OM 4th-00:33, AR 4th-00:27.  
 Largest lead - OM by 13 1st-01:24, AR by 11 4th-00:09.  
 OM led for 22:08. AR led for 13:37. Game was tied for 04:12.  
 Score tied - 4 times.  
 Lead changed - 1 time.

**SEC Tournament vs. TBA**  
**March 3, 2016 (Jacksonville, Fla./War Memorial Arena)**

**SEC Tournament vs. TBA**  
**March 4, 2016 (Jacksonville, Fla./War Memorial Arena)**

## THE PAVILION AT OLE MISS



The centerpiece of the Forward Together campaign is the brand new, state-of-the-art \$96.5-million Pavilion at Ole Miss. On July 31, 2014, ground was broken on the 225,000-square foot arena that officially opened its doors on January 7, 2016 with the Rebel men's basketball team's victory over Alabama.

Designed by AECOM and built by BL Harbert, The Pavilion boasts a capacity of 9,500 fans and includes a number of first-class amenities, including courtside and baseline seating for students, three premium club areas for fans and more than 1,700 premium seats all within an intimate seating bowl. The men's and women's locker rooms measure almost 1,500 square feet, while the facility also houses two visiting team locker rooms, officials' locker rooms, a volleyball locker room and green room space.

Ole Miss worked with Daktronics to design, manufacture and install the largest center-hung video display board in college sports with nearly 2,400 square feet of LED. The center-hung configuration consists of 13 video displays for a total of more than 3.6 million LEDs. It includes four main video displays, two undermount video displays, four corner displays and three 360-degree rings.

The main entrance and north lobby of The Pavilion features the C Spire Speedzone, an interactive lounge through partnership with C Spire that also includes Steak 'n Shake, Raising Cane's, Rebel Locker Room by Lids and a ticket office. The C Spire Speedzone offers a lightning fast, 1 gigabit-per-second, fiber optic-enabled Wi-Fi network as well as social media digital displays, power port enabled charging stations and a kiosk to purchase mobile devices and accessories.

The Pavilion also includes a five-story parking garage with 800 spaces that services the entire campus community.

The placement of The Pavilion allows Ole Miss to further enhance its athletics complex — better connecting athletics to the heart of the best campus in higher education. This centralized location creates an impressive "front door" for Rebel Athletics and a destination point not only on a gameday but every day of the week.

The Pavilion at Ole Miss is the crown jewel of the Forward Together Campaign, which surpassed its original goal of \$150 million in just more than four years and continues toward its new goal of \$200 million. Other components of the campaign include a north end zone expansion and suite renovations at Vaught-Hemingway Stadium, renovation of the Gillom Center, FedEx Academic Support Center and Starnes Athletic Training Center, as well as other future projects.

## FACILITY HIGHLIGHTS

- Opened January 7, 2016
- More than 225,000 total square feet
- Seats approximately 9,500 fans and includes 1,700 premium seats
- Houses men's and women's locker rooms measuring almost 1,500 square feet
- Features largest center-hung video display board in college sports with nearly 2,400 square feet of LED
- Concourse highlighted by the C Spire Speedzone, which includes Steak 'n Shake, Raising Cane's, Rebel Locker Room by Lids and a ticket office
- Includes five-story parking garage with more than 800 spaces



RADIO/TELEVISION ROSTER



**00** **KIARA GOLDEN**  
So. • G • 5-8



**2** **JONELL WILLIAMS**  
Fr. • F/C • 6-3



**3** **AQUEEN HAYES**  
So. • G • 5-8



**5** **ERIKA SISK**  
Jr. • G • 5-9




**10** **CECILIA PENA**  
Fr. • F/C • 6-2



**11** **SHEQUILA JOSEPH**  
Jr. • G • 6-3



**20** **MADINAH MUHAMMAD**  
Fr. • G • 5-8




**23** **SHANDRICKA SESSOM**  
So. • G • 5-10



**24** **BRETTA HART**  
Jr. • F • 6-1



**25** **ALISSA ALSTON**  
Fr. • G • 5-8



**44** **TORRI LEWIS**  
Fr. • G • 5-11



**HC** **MATT INSELL**  
Third year (MTSU, '07)



**AC** **ALEX SIMMONS**  
3rd Year (Tennessee)



**AC** **BRITTANY HUDSON**  
2nd Year (Georgia St.)



**AC** **TODD SCHAEFER**  
3rd Year (Thomas More)