



MIDDLE TENNESSEE

BLUE RAIDER BASKETBALL

GAME TEN

2016-17 SCHEDULE

Overall: 8-1 ♦ C-USA: 0-0
H: 3-1 ♦ A: 2-0 ♦ N: 3-0

NOVEMBER

3	North Alabama (Exh.)	W, 96-65
11	Milligan	W, 102-64
15	Murray State (Campus Insiders)	W, 87-81
19	Tennessee State	L, 63-74
22	Toledo	W, 80-70
25	vs. UNC Wilmington!	W, 68-63
26	vs. Toledo!	W, 73-70 (OT)
27	vs. Evansville!	W, 66-55
30	at Ole Miss (SEC Network +)	W, 77-62

DECEMBER

3	at South Alabama	W, 67-55
8	Vanderbilt (CBSSN)	6:30 PM
14	at Belmont (ASN)	7 PM
17	at VCU (ASN)	6 PM
21	Georgia State	6:30 PM

JANUARY

1	UAB (Campus Insiders)*	3:00 PM
5	at Rice (beIN)*	7 PM
7	at North Texas*	2 PM
12	Marshall (beIN)*	7 PM
14	WKU (ASN)*	7 PM
19	at FIU*	6 PM
21	at Florida Atlantic*	6 PM
26	Southern Miss (ESPN3)*	6:30 PM
28	LA Tech (ESPN3)*	5 PM

FEBRUARY

2	at UTSA*	7 PM
4	at UTEP (ASN)*	7 PM
9	Old Dominion (beIN)*	7 PM
11	Charlotte (Campus Insiders)*	5 PM
16	at WKU (CBSSN)*	8 PM
18	at Marshall (ASN)*	5 PM
26	at UAB (CBSSN)*	NOON

MARCH

2	FIU (ESPN3)*	6:30 PM
4	Florida Atlantic (ESPN3)*	5 PM
8-11	at Conference USA Tournament^	

All times Central and subject to change
! - Challenge in Music City (Nashville, Tenn.)
* - Conference USA game
^ - Legacy Arena (Birmingham, Ala.)

ATHLETIC COMMUNICATIONS

Eric Beovich, Primary Contact
615.904.8115 (O) ♦ 850.723.8134 (C)
Beovich@GoBlueRaiders.com ♦ @EricB424

Zach Rhodes, Secondary Contact
615.904.2378 (O) ♦ 919.247.7585 (C)
Rhodes@GoBlueRaiders.com

THE MATCHUP

MIDDLE TENNESSEE BLUE RAIDERS (8-1)
Head Coach: Kermit Davis (Mississippi State '82)
Record at MT: 284-176 (15th Season)
Overall Record: 421-251 (22nd Season)

STATISTICAL LEADERS
Points: Williams (19.7)
Rebounds: Upshaw (6.9)
Assists: Upshaw (4.0)



VANDERBILT COMMODORES (5-4)
Head Coach: Bryce Drew (Valparaiso '98)
Record at VU: 5-4 (1st Season)
Overall Record: 129-53 (6th Season)

STATISTICAL LEADERS
Points: Fisher-Davis (14.4)
Rebounds: Roberson (8.0)
Assists: LaChance (4.4)



MEDIA INFORMATION






Date: Thursday, December 8, 2016
Time: 6:35 PM
Location: Murfreesboro, Tenn.
Arena: Murphy Center
Series Record: VU leads 29-5

TV: CBS Sports Network
Talent: John Sadak (PxP), Chris Walker (analyst)
Radio: Blue Raider Network (Game2/WGNS/WMOT2)
Talent: Chip Walters (PxP), Kyle Turnham (analyst)
Twitter: @MT_MBB, #BlueRaiders

BLUE RAIDER BREAKDOWN

- ♦ At 8-1, Middle Tennessee has matched its best start since the 2011-12 season
- ♦ The Blue Raiders opened up the season with a four-game homestand and play 10 of their 13 non-conference match-ups in either Murfreesboro or Nashville
- ♦ Middle Tennessee recently swept the Challenge in Music City where senior F **JaCorey Williams** was named Tournament MVP after averaging 24.0 points and 7.3 rebounds per game while junior G **Giddy Potts** joined him on the all-tournament team with his 17.7 points, 5.7 boards and 4.0 assists per outing
- ♦ MT continues to schedule a tough non-conference slate, facing five teams that played in the postseason with all of its non-conference opponents combining for a 234-150 (.609) record in 2015-16
- ♦ Middle Tennessee had nine different players tally double-digit outings through just the first four contests
- ♦ Senior F **JaCorey Williams** is currently third in the nation in field goals made (77)
- ♦ Through nine games **JaCorey Williams** (19.7 ppg), **Giddy Potts** (14.2 ppg) and **Reggie Upshaw** (14.0 ppg) all stand in the Top 14 in Conference USA in scoring
- ♦ MT has protected the ball at an exceptional rate in 2016-17, currently standing 14th in the nation in turnovers per game (10.7), 22nd in turnover margin (+4.9) and 18th in assist-to-turnover ratio (1.49)
- ♦ The Blue Raiders have the 21st best field goal percentage in the nation in 2016-17 at 49.9 percent
- ♦ Middle debuted in the first NCAA RPI of the season at eight in the country and are also ranked in the Top 10 of the RPI ratings by ESPN (ninth), RealTimeRPI (ninth) and RPIRatings.com (eighth)

PROJECTED BLUE RAIDER STARTING FIVE

<p>Tyrik Dixon</p>  <p>3.0 PPG 1.1 RPG 1.8 APG 1.0 SPG 27.3 FG%</p> <p>#0 FR G 6-1 183</p>	<p>Ed Simpson</p>  <p>6.1 PPG 2.8 RPG 2.2 APG 51.4 FG% 52.0 3FG%</p> <p>#11 JR G 6-2 195</p>	<p>Giddy Potts</p>  <p>14.2 PPG 5.4 RPG 3.3 APG 1.6 SPG 51.1 FG%</p> <p>#20 JR G 6-2 217</p>
<p>JaCorey Williams</p>  <p>19.7 PPG 5.8 RPG 1.6 APG 1.0 SPG 60.6 FG%</p> <p>#22 SR F 6-8 220</p>	<p>Reggie Upshaw</p>  <p>14.0 PPG 6.9 RPG 4.0 APG 1.4 SPG 50.5 FG%</p> <p>#30 SR F 6-8 228</p>	



/MTSUMBB



@MT_MBB



@MT_MBB



@MT_ATHLETICS

QUICK FACTS

Location: Murfreesboro, Tenn.
Founded: 1911
Enrollment: 22,050
President: Dr. Sidney McPhee
Director of Athletics: Chris Massaro
Nickname: Blue Raiders
Colors: Royal Blue & White
Affiliation: Division I
Conference: C-USA
Arena: Murphy Center
Capacity: 11,520
Head Coach: Kermit Davis
Alma Mater: Mississippi State, 1982
Record at MT (years): 284-176/.617 (15th)
Career Record - Div. I (years): 355-226/.611 (19th)
Career Record - All levels (years): 421-251/.626 (22nd)
Assistant Coach: Win Case (Univ. of Science & Arts/Oklahoma, 1986)
Assistant Coach: Greg Gensing (Southwest Texas State, 1979)
Assistant Coach: Ronnie Hamilton (Duke, 2002)
Director of Operations: Jarrod Lazarus (FSU, 2009)
Athletic Trainer: Reese Shivers (Southern Miss, 2015)
Strength Coach: Zach Willis (Middle Tennessee, 2012)
2015-16 Overall Record: 25-10
C-USA Record/Finish: 13-5/second
C-USA Tournament: No. 2 seed
Quarterfinal: (7) Charlotte 61, (2) MT 79
Semifinal: (3) Marshall 90, (2) MT 99
Championship: (5) Old Dominion 53, (2) MT 55
Starters Returning/Lost: 2/3
Letterwinners Returning/Lost: 7/5
Newcomers: 5
Season of basketball: 94th
First season: 1913-14
All-time record: 1,183-1,033
NCAA Appearances: 8/3-8 - 1975, 77, 82, 85, 87, 89, 2013, 16
NIT Appearances: 3/4-3 - 1986, 88, 2012
CIT Appearance: 2/0-2 - 2010, 2015

ALPHABETICAL ROSTER

No.	Name	Cl.
24	Quavius Copeland	Jr.
0	Tyrik Dixon	Fr.
45	Aldonis Foote	Sr.
25	Karl Gamble	So.
4	Xavier Habersham	R-Sr.
2	Antwain Johnson	So.
14	Chase Miller	R-Fr.
20	Giddy Potts	Jr.
11	Ed Simpson	Jr.
31	Stephen Strachan	R-Jr.
35	Davion Thomas	Fr.
30	Reggie Upshaw	Sr.
1	Brandon Walters	R-Jr.
22	JaCorey Williams	R-Sr.

TENNESSEE'S FINEST >

◆ Of the 12 NCAA Division I teams in the state of Tennessee, Middle Tennessee has had more success than any other since 2011-12 with 131 total wins in the last five-plus seasons

1. Middle Tennessee - 131
2. Belmont - 125
3. Memphis - 124
4. Vanderbilt - 101
5. Chattanooga - 100
6. Tennessee - 98
7. ETSU - 93
8. Tennessee Tech - 83
9. Tennessee State - 75
- t10. Lipscomb - 69
- t10. UT Martin - 69
12. Austin Peay - 60

**through 12/6/16*

MURPHY MADNESS >

◆ Middle Tennessee has been one of the best home teams in the country in recent years, holding a 70-12 record in the Murphy Center since 2011-12, which includes a perfect 16-0 record in 2012-13

- | | |
|----------|------|
| 2011-12: | 15-2 |
| 2012-13: | 16-0 |
| 2013-14: | 14-2 |
| 2014-15: | 12-4 |
| 2015-16: | 10-3 |
| 2016-17: | 3-1 |

KEEPING PACE >

◆ MT has 76 total wins since joining Conference USA in 2013-14, trailing only LA Tech among current C-USA members

1. LA Tech - 84
2. Middle Tennessee - 76
3. Old Dominion - 75
4. UAB - 68
5. UTEP - 66

**through 12/6/16*

TOP-RANKED DEFENSE >

◆ Middle had one of the top two scoring defenses in Conference USA in each of its first three seasons in the league, holding opponents to 68.9 points per game in 2015-16, 62.4 in 2014-15 and 62.6 in 2013-14

◆ With that strong of a defense, the Blue Raiders have been nearly unstoppable when scoring 70 points, boasting a 44-4 record (.917) since 2013-14 when topping the 70-point mark

◆ Defense has long been a staple for Head Coach **Kermit Davis** as he is 171-31 (.847) at the helm of the Blue Raider basketball program when his teams top 70 points

GOING STREAKING >

◆ Middle Tennessee has made a 3-pointer in 677 consecutive games, a streak that spans over 19 seasons, with the last time it failed to convert a trey coming on Jan. 14, 1995 against Murray State

THREES FOR DAYS >

◆ Since 2011-12, MT's 3-point attempts have risen every year up to a school record 716 attempts in 2015-16

◆ With sharpshooter **Giddy Potts** back in the fold alongside capable 3-point shooters in **Reggie Upshaw**, **Ed Simpson** and **Xavier Habersham**, the Raiders could be primed to challenge the school record once again

- | | |
|----------|-----|
| 2011-12: | 445 |
| 2012-13: | 480 |
| 2013-14: | 520 |
| 2014-15: | 675 |
| 2015-16: | 716 |
| 2016-17: | 136 |

NUMERICAL ROSTER

No.	Name	Pos.	Ht.	Cl.	Hometown/Previous School
0	Tyrik Dixon	G	6-1	Fr.	Bentonville, Ark. / Southwest Christian Academy
1	Brandon Walters	F	6-10	R-Jr.	Chattanooga, Tenn. / Walters State CC
2	Antwain Johnson	G	6-2	So.	Malone, Fla. / Chipola College
4	Xavier Habersham	G	6-6	R-Sr.	Dublin, Ga. / Hill College
11	Ed Simpson	G	6-2	Jr.	Ocean Springs, Miss. / St. Martin HS
14	Chase Miller	G	6-0	R-Fr.	Dallas, Texas / Shelton HS
20	Giddy Potts	G	6-2	Jr.	Athens, Ala. / Athens HS
22	JaCorey Williams	F	6-8	R-Sr.	Birmingham, Ala. / Arkansas
24	Quavius Copeland	G	6-1	Jr.	Greenville, S.C. / Gulf Coast State
25	Karl Gamble	F	6-9	So.	Columbia, S.C. / A.C. Flora HS
30	Reggie Upshaw	F	6-8	Sr.	Chattanooga, Tenn. / Baylor School
31	Stephen Strachan	G	6-2	R-Jr.	Nassau, Bahamas / Moberly Area CC
35	Davion Thomas	F	6-9	Fr.	Columbus, Ga. / Northside HS
45	Aldonis Foote	G/F	6-5	Sr.	Peoria, Ill. / Trinity Valley CC

CONFERENCE USA STANDINGS

Team	Overall	Pct.	Home	Away	Neutral	C-USA	Pct.	Home	Away
Middle Tennessee	8-1	.889	3-1	2-0	3-0	0-0	.000	0-0	0-0
Rice	6-2	.750	3-1	3-1	0-0	0-0	.000	0-0	0-0
Charlotte	6-3	.667	5-1	1-2	0-0	0-0	.000	0-0	0-0
LA Tech	5-3	.625	5-0	0-3	0-0	0-0	.000	0-0	0-0
Marshall	5-3	.625	5-0	0-3	0-0	0-0	.000	0-0	0-0
Old Dominion	5-3	.625	2-0	2-1	1-2	0-0	.000	0-0	0-0
North Texas	4-4	.500	4-2	0-2	0-0	0-0	.000	0-0	0-0
UAB	4-4	.500	3-2	0-0	1-2	0-0	.000	0-0	0-0
Southern Miss	3-4	.429	3-1	0-3	0-0	0-0	.000	0-0	0-0
Florida Atlantic	3-5	.375	2-1	1-2	0-2	0-0	.000	0-0	0-0
WKU	3-5	.375	3-0	0-4	0-1	0-0	.000	0-0	0-0
FIU	3-6	.333	3-0	0-4	0-2	0-0	.000	0-0	0-0
UTEP	2-4	.333	1-2	0-0	1-2	0-0	.000	0-0	0-0
UTSA	2-6	.250	2-0	0-6	0-0	0-0	.000	0-0	0-0

*through 12/6/16

BY THE NUMBERS

Overall record	8-1
At home	3-1
On road	2-0
Neutral site	3-0
vs. Ranked Teams	0-0
Blue Uniforms	3-0
Grey Uniforms	3-0
White Uniforms	2-1
vs. Conference USA	0-0
vs. Conference USA Home	0-0
vs. Conference USA Away	0-0
vs. Non-Conference	8-1
vs. Atlantic 10	1-0
vs. Colonial Athletic Association	1-0
vs. Mid-American	2-0
vs. Missouri Valley	1-0
vs. Ohio Valley	1-1
vs. Southeastern	1-0
vs. Sun Belt	0-0
vs. NAIA	1-0

When leading at halftime	6-1
When tied at halftime	1-0
When trailing at halftime	1-0

Leading with 5:00 left (regulation)	7-0
Trailing with 5:00 left (regulation)	1-1
Tied with 5:00 left (regulation)	0-0

In overtime games	1-0
-------------------	-----

When MT wins the tip-off	5-1
When opponent wins the tip-off	3-0
When MT scores first	7-1
When opponent scores first	1-0
In games decided by 3 points or less	1-0
In games decided by 4-10 points	3-0

When MT shoots 50% or better	4-0
When MT shoots 40-49%	4-1
When MT shoots 30-39%	0-0
When MT shoots less than 30%	0-0

When scoring 90 or more points	1-0
When scoring 80-89 points	2-0
When scoring 70-79 points	2-0
When scoring 60-69 points	3-1
When scoring 50-59 points	0-0
When scoring less than 50 points	0-0

When MT outrebounds opponents	5-0
When MT is outrebounded	3-1
When rebounds are even	0-0

On Monday	0-0
On Tuesday	2-0
On Wednesday	1-0
On Thursday	0-0
On Friday	2-0
On Saturday	2-1
On Sunday	1-0

In November	7-1
In December	1-0
In January	0-0
In February	0-0
In March	0-0

AROUND CONFERENCE USA

RECENT SCORES >

December 5 (Monday)
LA Tech 98, Alcorn State 65

December 6 (Tuesday)
Wake Forest 91, Charlotte 74
Florida Atlantic 79, Ohio State 77 (OT)
Chattanooga 96, Marshall 85
Rhode Island 51, Old Dominion 39
Florida State 98, Southern Miss 49

December 7 (Wednesday)
UAB at Stephen F. Austin, 7:00 PM
UTSA at Texas Tech, 7:00 PM
UTEP at New Mexico, 8:00 PM

TODAY'S GAMES >

December 8 (Thursday)
Vanderbilt at Middle Tennessee, 6:30 PM
Delaware State at North Texas, 7:00 PM

UPCOMING GAMES >

December 10 (Saturday)
UAB at Memphis, 11:00 AM
Southeastern Oklahoma State at UTSA, 3:00 PM
Tulane at Southern Miss, 4:30 PM
Toledo at Marshall, 6:00 PM
VCU at Old Dominion, 7:00 PM
Stephen F. Austin at Rice, 7:00 PM
LA Tech at Louisiana-Lafayette, 7:15 PM

December 11 (Sunday)
WKU at Indiana State, 4:30 PM
FIU at Florida Gulf Coast, 7:15 PM

PRESEASON PICKS

C-USA PRESEASON POLL >

1. UAB (10)
2. Middle Tennessee (4)
3. WKU
4. Marshall
5. Old Dominion
6. UTEP
7. LA Tech
8. Charlotte
9. Rice
10. North Texas
11. FIU
12. Florida Atlantic
13. Southern Miss
14. UTSA

PRESEASON ALL-C-USA TEAM >

Name	Class	Pos.	School
Erik McCree	Sr.	F	LA Tech
Jon Elmore	Jr.	G	Marshall
Ryan Taylor	Sr.	F	Marshall
Giddy Potts	Jr.	G	Middle Tennessee
Reggie Upshaw	Sr.	F	Middle Tennessee
Jeremy Combs	Jr.	F	North Texas
Marcus Evans	So.	G	Rice
Chris Cokley	Jr.	F	UAB
William Lee	Jr.	F	UAB
Justin Johnson	Jr.	F	WKU

THE COMMODORES

- ◆ The Commodores return three starters and eight letterwinners from their 2015-16 squad
- ◆ Vanderbilt boasts four players who are averaging double digit points in 2016-17
- ◆ **Matthew Fisher-Davis, Luke Kornet, Riley LaChance and Jeff Roberson** have started all nine contests for the 'Dores in 2016-17
- ◆ Junior G **Matthew Fisher-Davis** is averaging 14.9 points per outing while junior G **Riley LaChance** adds 10.6 ppg on 58.2 percent shooting from the field and 71.9 percent from three

NUMBERS GAME

TEAM STATS >

Middle Tennessee		Vanderbilt
75.9	PPG	73.9
66.0	Opp. PPG	67.6
.499	FG %	.443
.417	Opp. FG %	.424
.375	3FG %	.427
.297	Opp. 3FG %	.369
.616	FT %	.772
34.3	RPG	36.3
15.9	APG	14.8
10.7	TOPG	14.1
3.0	BPG	3.9
7.4	SPG	4.2

INDIVIDUAL LEADERS >

Middle Tennessee		Vanderbilt
Williams (19.7)	Scoring	Fisher-Davis (14.9)
Habersham (.773)	FG %	LaChance (.582)
Habersham (.769)	3FG %	LaChance (.719)
Potts (.739)	FT %	LaChance (.889)
Upshaw (6.9)	Rebounding	Roberson (7.4)
Upshaw (4.0)	Assists	LaChance (4.7)
Upshaw (1.2)	Blocks	Kornet (1.9)
Potts (1.6)	Steals	Cressler (0.8)

SERIES HISTORY

- ◆ The Blue Raiders and Commodores will be meeting for the 35th time with Vanderbilt holding a 29-5 lead in the series
- ◆ Middle Tennessee won the most recent meeting, a 56-52 contest at Bridgestone Arena in Nashville
- ◆ Middle has won six of its last 11 meetings against SEC schools, including two in a row (Ole Miss and Auburn)
- ◆ Head Coach **Kermit Davis** is 1-4 against Vandy
- ◆ Seven of the last 11 games between MT and VU have come down to 10 points or less

LAST TIME OUT

MIDDLE TENNESSEE 67, SOUTH ALABAMA 55 >

- ◆ Middle Tennessee extended its winning streak to six games with a 67-55 win at South Alabama Saturday
- ◆ Senior F **JaCorey Williams** led all scorers with 16 points and tied teammate **Reggie Upshaw** with a game-high seven rebounds
- ◆ Upshaw added 13 points, six assists and three steals while **Giddy Potts** also logged 13 points to go along with five boards and four assists
- ◆ Middle (8-1) shot 50 percent from the floor on the night and went 8-of-20 from downtown while holding South Alabama (6-2) to just 23.5 percent from three
- ◆ After allowing South Alabama to take an early lead on their home floor, Middle opened up a 24-2 run that included a 7:30 scoring drought for the Jaguars, putting the Raiders on top by a score of 26-9
- ◆ Middle shot 46.4 percent in the opening half and scored 12 points off of 12 USA turnovers while collecting seven first half steals
- ◆ The teams began to trade baskets back and forth until the 8:38 mark when South Alabama closed the gap to six at 50-44, but Middle quickly extended the lead back to 11 points
- ◆ The Jaguars came no closer than eight points for the remainder of the game as the pace slowed and the Blue Raiders sank their free throws down the stretch to keep the lead at a safe distance

VANDERBILT 90, HIGH POINT 63 >

- ◆ Vanderbilt broke a school record with 19 3-pointers and combined with High Point for a school record 31 3-pointers in a 90-63 win over the Panthers on Tuesday night
- ◆ Vanderbilt (5-4) made 19 of 32 from 3-point range while the old school record was 18 3-pointers in an 88-63 win at Tennessee in 2005
- ◆ High Point (4-5) went 12 for 15 from beyond the arc
- ◆ Vanderbilt, the SEC's top 3-point shooting team, has made a 3-pointer in all 973 of its games since the inception of the 3-point line in 1986 with only UNLV having a longer streak in Division I basketball
- ◆ **Matthew Fisher-Davis** led the Commodores 19 points, including four 3-pointers
- ◆ **Riley LaChance** tied the record with a 3-pointer from the top of the key with 7 minutes left and Joe Toye's 3-pointer from the corner with 1:26 left broke the record
- ◆ LaChance scored 14 points, including four 3s
- ◆ Vanderbilt's **Jeff Roberson** scored 14 points, including four 3-pointers, **Payton Willis** added 13 points with three 3-pointers and **Nolan Cressler** scored 10

LAST 30 MEETINGS

DATE	OPPONENT	RESULT	LOCATION
12/21/12	vs. Vanderbilt	W, 56-52	Nashville, Tenn.
1/28/12	at Vanderbilt	L, 77-84	Nashville, Tenn.
12/21/10	Vanderbilt	L, 53-72	Murfreesboro, Tenn.
1/04/10	at Vanderbilt	L, 53-73	Nashville, Tenn.
11/24/08	at Vanderbilt	L, 67-70	Nashville, Tenn.
12/23/95	at Vanderbilt	L, 56-70	Nashville, Tenn.
2/1/95	Vanderbilt	W, 93-90 (OT)	Murfreesboro, Tenn.
2/13/93	at Vanderbilt	L, 51-81	Nashville, Tenn.
12/3/84	at Vanderbilt	L, 53-64	Nashville, Tenn.
12/22/82	at Vanderbilt	L, 53-64	Nashville, Tenn.
12/29/76	at Vanderbilt	L, 59-62	Nashville, Tenn.
12/28/74	at Vanderbilt	L, 68-81	Nashville, Tenn.
12/11/72	Vanderbilt	L, 57-69	Murfreesboro, Tenn.
1953-54	Vanderbilt	L, 65-86	
1951-52	Vanderbilt	L, 49-80	
1950-51	Vanderbilt	L, 45-58	
1949-50	Vanderbilt	L, 39-74	
1936-37	Vanderbilt	L, 12-39	
1936-37	Vanderbilt	L, 30-39	
1931-32	Vanderbilt	W, 39-35	
1931-32	Vanderbilt	L, 32-38	
1930-31	Vanderbilt	L, 40-42	
1929-30	Vanderbilt	L, 30-31	
1929-30	Vanderbilt	W, 45-31	
1928-29	Vanderbilt	L, 41-42	
1927-28	Vanderbilt	L, 29-35	
1926-27	Vanderbilt	L, 20-52	
1926-27	Vanderbilt	L, 19-59	
1925-26	Vanderbilt	L, 24-25	
1925-26	Vanderbilt	L, 19-51	

CHASING "BOOGIE" >

◆ Senior forward **Reggie Upshaw** became the 32nd member of Middle Tennessee's 1,000-point club in the first half of last season's C-USA semifinal match-up against Marshall.

With 126 points this season, Upshaw now has 1,174 career points, the 17th highest total in program history. If he matches his season total from 2015-16 of 480 points, he will tie Tommy Gunn for fourth all-time at 1,528.

Upshaw needs 442 more points to move into third, 428 to move into second and 601 to surpass all-time leading scorer Desmond "Boogie" Yates (1,775).

1. Desmond Yates 1,775
2. Robert Taylor 1,622
3. Kerry Hammonds 1,616
4. Tommy Gunn 1,528
5. Willie Brown 1,524
6. Randy Henry 1,484
7. Ken Trickey 1,456
- t8. Tim Sisneros 1,426
- t8. Chris Rainey 1,426
10. Greg Joyner 1,424

1,000-POINT CLUB >

◆ Junior guard **Giddy Potts** logged 655 points through the first two seasons of his career, putting him well on his way to joining the 1,000-point club.

With 128 points in 2016-17, Potts now has 783 for his career. If he can match his 2015-16 total of 418, he will easily make the 1,000-point mark by the end of his junior campaign.

NOTHING BUT THE BOTTOM OF THE NET >

◆ Senior forward **Reggie Upshaw** has tallied 446 field goals in his Blue Raider career, putting him in striking distance of the Middle Tennessee Top 10 list.

Upshaw needs only 67 to match Jerry Beck (513) for 10th place while matching his 2015-16 total of 185 would put him in a tie for sixth alongside Tim Sisneros (584).

1. Desmond Yates 714
2. Randy Henry 641
3. Kerry Hammonds 631
4. Willie Brown 619
5. Greg Joyner 593
6. Tim Sisneros 584
7. Sleepy Taylor 533
8. Ken Trickey 521
9. Robert Taylor 515
10. Jerry Beck 513

RACKING UP THE REBOUNDS >

◆ Senior forward **Reggie Upshaw** currently stands eighth in the Middle Tennessee record books for career rebounds with 727.

He needs just one more to catch Render Carden (728) at seventh place all-time. Matching his junior season total of 298 would put him in second place with 963.

1. Warren Kidd 1,048
2. Kerry Hammonds 955
3. Ken Riley 924
4. Tim Sisneros 846
5. Jerry Beck 782
6. Bennett Jent 745
7. Render Carden 728
- 8. Reggie Upshaw 727**
9. Dwayne Rainey 723
10. Chris Harris 707

FROM DOWNTOWN >

◆ Junior guard **Giddy Potts** made the career Top 10 list for 3-pointers made before reaching the end of his sophomore season. He has now made 142 triples in his career, good for sixth all-time and just 80 shy of the all-time record of 222 set by Robert Taylor.

1. Robert Taylor 222
2. Kevin Kanaskie 207
3. Tommy Gunn 185
4. Chris Rainey 180
5. Freddie Martinez 172
- 6. Giddy Potts 142**
- t7. James Washington 137
- t7. Raymond Cintron 137
9. Kerry Hammonds II 135
10. JaQawn Raymond 119

◆ Potts is also now in the career Top 10 for 3-pointers attempted. He has taken 321 long range attempts in his career, just three shy of eighth place all-time.

1. Robert Taylor 619
2. Kevin Kanaskie 592
3. Tommy Gunn 469
4. Freddie Martinez 451
5. Chris Rainey 382
6. Kerry Hammonds II 365
7. James Washington 353
8. JaQawn Raymond 324
- 9. Giddy Potts 321**
- t10. Fats Cuyler 317
- t10. Richard Duncan 317
- t10. Raymond Cintron 317

◆ The sweet-shooting junior currently ranks second in school history for career 3-point percentage (.442) after his record-setting sophomore season in which he shot 50.6% from deep. All-time leader Chris Rainey shot 47.1% from deep for his career.

1. Chris Rainey 0.471
- 2. Giddy Potts 0.442**
3. Jonathan Whitworth 0.438
4. Raymond Cintron 0.435
5. Adam Vogelsberg 0.417
6. Nod Carter 0.412
7. Kelvin Hammonds 0.403
- t8. Tommy Gunn 0.394
- t8. Torrey Moore 0.394
- t10. James Washington 0.388
- t10. Darnell Harris 0.388

BASKETBALL BANDIT >

◆ Senior forward **Reggie Upshaw** moved into the Top 10 all-time in career steals during his junior season against LA Tech. He currently stands in eighth all-time with 124 career steals and would move into second all-time with 162 if he matches his 2015-16 total of 51.

1. Richard Duncan 190
2. Tommy Gunn 156
3. Tim Gaither 145
4. Gerald Harris 139
5. James Johnson 136
6. Duane Washington 134
7. Kevin Kanaskie 127
- 8. Reggie Upshaw 124**
9. Roni Bailey 112
10. Tweety Knight 108

BLUE RAIDERS IN C-USA

Category	Stats	Rank
Scoring Offense	75.9	5th
Scoring Defense	66.0	3rd
FG %	49.9 %	1st
FG % Defense	41.7 %	5th
3FG %	37.5 %	4th
3FG % Defense	29.7 %	2nd
FT%	61.6 %	14th
Rebounds	34.3	13th
Rebound Margin	+2.0	8th
Assists	15.9	2nd
Blocks	3.0	12th
Steals	7.4	1st
Turnover Margin	+4.9	2nd
Assist/Turnover Ratio	1.5	1st

*through 12/5/16

CHARTING THE BLUE RAIDERS

DUNKS >

- Reggie Upshaw (12)
- JaCorey Williams (10)
- Giddy Potts (3)
- Karl Gamble (1)
- Xavier Habersham (1)
- Antwain Johnson (1)

CHARGES DRAWN >

- Giddy Potts (3)
- Xavier Habersham (2)
- Aldonis Foote (1)
- Ed Simpson (1)

FIRST SCORER >

- JaCorey Williams (4)
- Reggie Upshaw (2)
- Tyrik Dixon (1)
- Karl Gamble (1)
- Giddy Potts (1)

HOW FIRST POINTS WERE SCORED >

- Layup (6)
- Jumper (3)
- 3-pointer (0)
- Dunk (0)
- Free Throw (0)

FIRST SUB >

- Xavier Habersham (5)
- Antwain Johnson (5)
- Karl Gamble (3)
- Qua Copeland (2)
- Aldonis Foote (2)
- Brandon Walters (1)

BLOCK PARTY >

◆ Senior forward **Reggie Upshaw** stands in the Top 5 at Middle Tennessee for career blocks as he currently has 90 career rejections placing him in fourth all-time, however, Shawn Jones' third place total of 158 may be well out of reach.

1. Warren Kidd..... 185
2. Lee Nosse..... 166
3. Shawn Jones..... 158
4. **Reggie Upshaw..... 90**
5. Chris Ingram..... 81
6. Trevor Ottley..... 79
7. Theryn Hudson..... 69
8. Perrin Buford..... 62
9. Kyle Young..... 59
10. Tommy Gunn..... 54

DOUBLE-DOUBLE MACHINE >

◆ Senior F **Reggie Upshaw** logged his 16th career double-double in the Blue Raider win at Ole Miss, moving him into the Top 10 all-time at Middle Tennessee.

His next double-double will tie him with Randy Henry and Greg Joyner for eighth all-time at 17.

1. Warren Kidd..... 53
2. Jerry Beck..... 38
- t3. Kerry Hammonds..... 33
- t3. Tim Sisneros..... 33
5. George Sorrell..... 32
6. Dwayne Rainey..... 21
7. Aylton Tesch..... 19
- t8. Randy Henry..... 17
- t8. Greg Joyner..... 17
- t10. Ken Riley..... 16
- t10. Reggie Upshaw..... 16**

GREAT GAMER >

◆ Senior forward **Reggie Upshaw** entered the career Top 10 list for games played in the Blue Raider record books against Toledo on Nov. 26.

With 113 career games played, Upshaw needs to play in just two more games to tie Quincy Vance for eighth all-time with 115 games played.

1. Shawn Jones..... 128
2. Kevin Kanaskie..... 124
3. Desmond Yates..... 122
- t4. Kerry Hammonds..... 121
- t4. Kerry Hammonds II..... 121
6. Kyle Young..... 119
7. Lee Nosse..... 117
8. Quincy Vance..... 115
9. Tommy Gunn..... 113
- t9. Reggie Upshaw..... 113**

◆ Upshaw entered the career Top 10 list at Middle Tennessee in games started as a Blue Raider with his 83rd career start against Toledo on Nov. 22.

The four-year veteran currently has 88 starts under his belt and will match Kerry Hammonds and Randy Henry for sixth all-time at 89 in his next start.

1. Kevin Kanaskie..... 105
2. Tommy Gunn..... 96
3. Tim Gaither..... 92
- t4. Quincy Vance..... 90
- t4. Kyle Young..... 90
- t6. Randy Henry..... 89
- t6. Kerry Hammonds..... 89
- 8. Reggie Upshaw..... 88**
9. Richard Duncan..... 87
10. Lee Nosse..... 84

MINUTE MEN >

◆ Senior forward **Reggie Upshaw** stands in fifth all-time entering the upcoming game in minutes played at 3,100. A healthy season should put Upshaw on pace for second all-time, while he would need to play 978 more minutes to surpass all-time leader Kevin Kanaskie (4,078).

1. Kevin Kanaskie..... 4,078
2. Desmond Yates..... 3,517
3. Kerry Hammonds..... 3,453
4. Tommy Gunn..... 3,361
- 5. Reggie Upshaw..... 3,100**
6. Tim Gaither..... 3,020
7. Robert Taylor..... 2,941
8. Lee Nosse..... 2,900
9. Desmond Yates..... 2,776
10. Randy Henry..... 2,772

HOT START >

◆ The Blue Raiders matched their best start since 2011-12 at 8-1 after winning at South Alabama, 67-55

◆ Middle Tennessee's best start in school history occurred in 1980-81 under head coach Stan Simpson, when the Blue Raiders lost their season opener before reeling off 12 in a row to start 12-1

◆ MT had a pair of 11-1 starts in the 1920s, going 11-1 on the year in 1922-23 and opening 11-1 in 1929-30

SIMPSON NOMINATED FOR GOOD WORKS TEAM >

◆ Junior G **Ed Simpson** represented the Blue Raiders as one of 111 NCAA Division I men's basketball players nominated

◆ Simpson was one of five nominees from Conference USA

◆ The five D-I men's basketball honorees will be announced in February

REMEMBER NOVEMBER >

◆ With seven wins in the opening month of college basketball, the Blue Raiders set a new program record for wins in the month of November

◆ The previous record of six came in the 2011-12 season when MT logged wins against Austin Peay (twice), Loyola Marymount, UCLA, UNC Greensboro and Cumberland in November

WIRE-TO-WIRE WIN IN OXFORD >

◆ The Blue Raiders earned a 77-62 win on the road against SEC foe Ole Miss, leading the Rebels from start to finish on their home floor

◆ **Reggie Upshaw** notched his 16th career double-double in the contest, totaling 15 points, 10 rebounds and a career-high eight assists

◆ **Giddy Potts** added 20 and **JaCorey Williams** had 10 in the contest in which Middle jumped out to a 48-19 lead at halftime

◆ The win gave MT its second consecutive victory against SEC opponents as they defeated Auburn 88-81 last season at Bridgestone Arena

SWEEP IN MUSIC CITY >

◆ The Blue Raiders won the Challenge in Music City championship with a weeked sweep on Thanksgiving weekend

◆ Middle opened the weekend with a 68-63 win against UNC Wilmington behind a 22 point, eight assist and seven rebound performance from all-tournament team selection

GIDDY POTTS

◆ MT downed Toledo 73-70 in overtime in game two as **JaCorey Williams** logged a career-high 31 points on the night

◆ Williams had yet another career night as the Raiders beat Evansville 66-55 with 25 points and a career-high 10 rebounds

◆ The Birmingham native and senior forward was named tournament MVP after averaging 24.0 points and 7.3 rebounds in the three-game tournament

MUSIC CITY BOUND >

◆ The Blue Raiders will join UNC Wilmington, Toledo and Evansville in Nashville for Thanksgiving weekend as they compete in the Challenge in Music City

◆ This season's Challenge is the third annual occurrence with previous champions being Mercer (2015) and Valparaiso (2014)

RAIDERS REBOUND >

◆ MT got back on track against Toledo with an 80-70 win in which they never allowed the Rockets to take a lead and were up by as much as 23

◆ The Raiders outrebounded Toledo 40-32 and shot 51.5 percent from the field in the contest

◆ Middle also doubled up the Rockets in points off turnovers, 22-11, and outscored the Rockets 44-28 in the paint

MIDSTATE SETBACK >

◆ Tennessee State got the best of Middle Tennessee with a 74-63 win in the Murphy Center

◆ The Tiger win marked the first loss of Head Coach **Kermit Davis'** career against the midstate foe and snapped a 10-game Blue Raider winning streak in the series

RIVALRY RENEWED >

◆ The Blue Raiders got payback on old OVC rival Murray State with an 87-81 win after falling 76-65 in Murray a season ago

◆ With 139 total meetings between the team, Murray stands as the second-most faced opponent in Blue Raider history, behind only Tennessee Tech (142)

SEASON OPENER >

◆ Middle Tennessee opened the season with the first NCAA Division I game of 2016-17, downing Milligan 102-64

◆ The contest was the first time MT topped the 100-point plateau since a 102-52 win against Tennessee Temple on Dec. 17, 2013

◆ The Blue Raiders are now 8-1 in their last nine season openers and have won seven straight season openers played in the Murphy Center

◆ Kermit Davis is 11-4 in season openers at Middle Tennessee after the win against Milligan

RETURNING TALENT >

- ◆ Despite losing three starters from last season, Middle Tennessee returns plenty of experience with upperclassmen **Reggie Upshaw**, **Giddy Potts** and **Ed Simpson** combining for 150 career starts entering the season
- ◆ With seven of 12 lettermen returning, the Blue Raiders retain 56.4 percent of their points and 58.7 percent of their rebounds
- ◆ MT also returns 58.7 percent of its rebounds with two of its top three rebounders back on the 2016-17 squad in **Reggie Upshaw** (8.5) and **Giddy Potts** (5.4)
- ◆ The seven returners shot a combined 39.7 percent from 3-point range in 2015-16, higher than the 39.0 percent shot by the entire team a season ago which was good for the 16th best mark in the nation

MR. VERSATILITY >

- ◆ Primarily playing the power forward position in 2015-16, **Reggie Upshaw** led the Blue Raiders in rebounding (8.5), assists (7.6) and steals (5.1) while ranking second in scoring (13.7)
- ◆ Upshaw's numbers for points, rebounds, blocks and assists were matched by only one other Division I player in the nation in LSU's Ben Simmons, who went on to be the No. 1 overall pick in the NBA Draft
- ◆ The Chattanooga native is one of only two returning players in Conference USA to have averaged over 13.5 points and eight rebounds a game last season along with Jeremy Combs of North Texas
- ◆ Upshaw is also one of only three returning players in Conference USA in the Top 7 last season in both offensive and defensive rebounds alongside ODU's Brandan Stith and North Texas' Jeremy Combs

GIDDY FOR THREE >

- ◆ Junior guard **Giddy Potts** won the statistical national championship for 3-point percentage in 2015-16, shooting an astonishing 50.6 percent from beyond the arc on the season
- ◆ Potts' 50.6 percent clip from long range registered as a single-season record not only at Middle Tennessee, but also for Conference USA
- ◆ The Athens, Ala., native was just the second D-I men's basketball player in the last 12 seasons to convert 50.6 percent or more of his 3-point attempts in a single season

PRESEASON PRAISE >

- ◆ The Blue Raiders have racked up several preseason accolades ahead of the 2016-17 season, in which MT was picked to finish second in the league
- ◆ 2016 Conference USA Tournament MVP **Reggie Upshaw** was named to the Preseason Watch List for the Lute Olson Award, an honor given to the nation's top player who has played at least two seasons of Division I basketball
- ◆ Upshaw and junior **Giddy Potts** were both selected to the Preseason All-Conference USA team by the league office as well as College Sports Madness and the USA Today College Basketball Preview
- ◆ American Sports Network analyst Mark Adams listed three Blue Raiders in his top 100 players from ASN's partner conferences with Giddy Potts coming in at No. 5, Reggie Upshaw at No. 27 and JaCorey Williams at No. 95
- ◆ ASN's Adams also named Potts to his ASN All-American team made up of players from ASN's partner conferences
- ◆ Jon Rothstein listed senior forward **JaCorey Williams** as one of his Top 20 under-the-radar transfers for 2016-17

DAVIS INKS FIVE FOR 2017-18 >

- ◆ Middle Tennessee took great advantage of the early signing period, signing three prep standouts and a pair of junior college transfers to NLI's to join the Blue Raider men's basketball program
- ◆ Murfreesboro native **Donovan Sims** was the first to sign his NLI as the 6-foot-1 point guard will join the Blue Raiders from Blackman High School
- ◆ Middle also signed 6-foot-5 guard **Therren Shelton-Szmidt** from Chattanooga's Hamilton Heights Academy and 6-foot-8 forward **TJ Massenburg** from Shiloh High School in Snellville, Ga.
- ◆ From the junior college ranks, 6-foot-3 guard and Panhandle Conference Freshman of the Year **David Simmons** will come to MT from Tallahassee Community College and is joined by 6-foot-7 forward **James Hawthorne** from Southwest Mississippi Community College

AWARD WATCH

CONFERENCE USA PLAYER OF THE WEEK >

JaCorey Williams (Nov. 28)

COLLEGE SPORTS MADNESS C-USA PLAYER OF THE WEEK >

JaCorey Williams (Nov. 28)

CHALLENGE IN MUSIC CITY TOURNAMENT MVP >

JaCorey Williams

CHALLENGE IN MUSIC CITY ALL-TOURNAMENT TEAM >

Giddy Potts

JaCorey Williams

LUTE OLSON AWARD PRESEASON WATCH LIST >

Reggie Upshaw

PRESEASON ALL-CONFERENCE USA TEAM >

Giddy Potts

Reggie Upshaw

HEAD COACH >> KERMIT DAVIS

15th Season // Mississippi State, 1982

DAVIS YEAR-BY-YEAR

SOUTHWEST MISSISSIPPI CC >

Season	Overall	Conference	Postseason
1984-85	17-9		
1985-86	22-11		
Total	39-20		

IDAHO >

Season	Overall	Big Sky	Postseason
1988-89	25-6	13-3	NCAA First Round
1989-90	25-6	13-3	NCAA First Round
Total	50-12	26-6	

TEXAS A&M >

Season	Overall	Southwest	Postseason
1990-91	8-21	2-14	
Total	8-21	2-14	

CHIPOLA JC >

Season	Overall	Panhandle Conference	Postseason
1993-94	27-5	13-2	State Semifinals
Total	27-5	13-2	

IDAHO >

Season	Overall	Big West	Postseason
1996-97	13-17	5-11	
Total	13-17	5-11	


MIDDLE TENNESSEE >

Season	Overall	Sun Belt/Conference USA	Postseason
2002-03	16-14	9-5	
2003-04	17-12	8-6	
2004-05	19-12	7-7	
2005-06	16-12	8-6	
2006-07	15-17	8-10	
2007-08	17-15	11-7	
2008-09	18-14	10-8	
2009-10	19-14	13-5	CIT First Round
2010-11	16-16	10-6	
2011-12	27-7	14-2	NIT Quarterfinals
2012-13	28-6	19-1	NCAA First Four
2013-14	24-9	13-3	
2014-15	19-17	9-9	CIT First Round
2015-16	25-10	13-5	NCAA Second Round
2016-17	8-1	0-0	
MT Total	284-176	117-63 (SBC) / 35-17 (C-USA)	
D-I Total	355-226		
Career Total	421-251		

DAVIS BY THE NUMBERS

- 20** All-Conference Players
- 9** Consecutive Non-Losing Seasons
- 5** Conference Championships
- 3** Coach of the Year Awards
- 3** Player of the Year Awards
- 2** NCAA Tournament Appearances

123 WINS FROM 2011-12 TO 2015-16



DAVIS NOTABLES

ACCOMPLISHMENTS >

- ◆ 2003 Sun Belt Coach of the Year
- ◆ 2008 CollegeInsider.com Sun Belt Coach of the Year
- ◆ 2010 CollegeInsider.com Sun Belt Coach of the Year
- ◆ 2012 Sun Belt Coach of the Year
- ◆ 2013 Sun Belt Coach of the Year

COACHING STOPS >

- ◆ 1983-84 Mississippi State
- ◆ 1985-86 Southwest Mississippi CC
- ◆ 1987-90 Idaho
- ◆ 1991 Texas A&M
- ◆ 1992-94 Chipola JC
- ◆ 1995-96 Utah State
- ◆ 1997 Idaho
- ◆ 1998-02 LSU
- ◆ 2003-present Middle Tennessee

NOTEWORTHY >

- ◆ Youngest JUCO coach in the country at Southwest JC at 24
- ◆ Youngest D-I head coach in the nation at Idaho at 28
- ◆ Tabbed coach of the year five times in 17 yrs. as a D-I head coach
- ◆ Second-fastest MT coach to reach 100 wins (182 games)
- ◆ Only MT coach to reach 200 wins

2016-17 >> OVERALL STATS



Middle Tennessee Men's Basketball Middle Tennessee Combined Team Statistics (as of Dec 03, 2016) All games

RECORD:	OVERALL	HOME	AWAY	NEUTRAL
ALL GAMES	8-1	3-1	2-0	3-0
CONFERENCE	0-0	0-0	0-0	0-0
NON-CONFERENCE	8-1	3-1	2-0	3-0

#	Player	gp-gs	min	avg	Total		3-Point		F-Throw		Rebounds				pf	dq	a	to	blk	stl	pts	avg
					fg-fga	fg%	3fg-fga	3fg%	ft-fa	ft%	off	def	tot	avg								
22	WILLIAMS, JaCorey	9-9	247	27.4	77-127	.606	1-5	.200	22-32	.688	14	38	52	5.8	17	0	14	19	3	9	177	19.7
20	POTTS, Giddy	9-9	279	31.0	47-92	.511	17-43	.395	17-23	.739	5	44	49	5.4	23	0	30	9	3	14	128	14.2
30	UPSHAW, Reggie	9-9	286	31.8	47-93	.505	4-19	.211	28-43	.651	19	43	62	6.9	25	1	36	13	11	13	126	14.0
11	SIMPSON, Edward	9-9	267	29.7	19-37	.514	13-25	.520	4-11	.364	1	24	25	2.8	17	0	20	5	1	6	55	6.1
04	HABERSHAM, Xavier	9-0	184	20.4	17-22	.773	10-13	.769	4-7	.571	3	13	16	1.8	17	0	8	8	0	4	48	5.3
02	JOHNSON, Antwain	9-0	111	12.3	10-31	.323	2-13	.154	12-21	.571	1	7	8	0.9	16	0	8	5	0	4	34	3.8
01	WALTERS, Brandon	8-0	72	9.0	12-26	.462	0-0	.000	5-9	.556	14	9	23	2.9	18	1	0	10	2	3	29	3.6
00	DIXON, Tyrik	9-8	148	16.4	9-33	.273	2-11	.182	7-10	.700	2	8	10	1.1	9	0	14	10	0	8	27	3.0
25	GAMBLE, Karl	9-1	71	7.9	9-22	.409	0-1	.000	7-14	.500	5	10	15	1.7	14	0	3	1	6	2	25	2.8
45	FOOTE, Aldonis	8-0	79	9.9	7-24	.292	0-0	.000	4-8	.500	6	8	14	1.8	12	0	2	7	0	3	18	2.3
24	COPELAND, Quavius	8-0	74	9.3	5-11	.455	2-5	.400	4-7	.571	0	6	6	0.8	8	0	8	6	1	1	16	2.0
14	MILLER, Chase	2-0	3	1.5	0-1	.000	0-1	.000	0-0	.000	0	1	1	0.5	0	0	0	0	0	0	0	0.0
31	STRACHAN, Stephen	1-0	4	4.0	0-0	.000	0-0	.000	0-0	.000	0	0	0	0.0	0	0	0	0	0	0	0	0.0
Team											17	11	28		1		3					
Total.....		9	1825		259-519	.499	51-136	.375	114-185	.616	87	222	309	34.3	177	2	143	96	27	67	683	75.9
Opponents.....		9	1825		197-472	.417	62-209	.297	138-193	.715	85	206	291	32.3	173	-	95	140	23	41	594	66.0

TEAM STATISTICS	MT	OPP	Date	Opponent	Score	Att.
SCORING	683	594	11/11/16	MILLIGAN	w 102-64	6020
Points per game	75.9	66.0	11/15/16	MURRAY STATE	w 87-81	4507
Scoring margin	+9.9	-	11/19/16	TENNESSEE STATE	L 63-74	4830
FIELD GOALS-ATT	259-519	197-472	11/22/16	TOLEDO	w 80-70	3984
Field goal pct	.499	.417	11/25/16	vs UNC-Wilmington	w 68-63	1200
3 POINT FG-ATT	51-136	62-209	11/26/16	vs TOLEDO	Wot 73-70	720
3-point FG pct	.375	.297	11/27/16	vs Evansville	w 66-55	500
3-pt FG made per game	5.7	6.9	11/30/16	at Ole Miss	w 77-62	0
FREE THROWS-ATT	114-185	138-193	12/03/16	at South Alabama	w 67-55	2612
Free throw pct	.616	.715				
F-Throws made per game	12.7	15.3				
REBOUNDS	309	291				
Rebounds per game	34.3	32.3				
Rebounding margin	+2.0	-				
ASSISTS	143	95				
Assists per game	15.9	10.6				
TURNOVERS	96	140				
Turnovers per game	10.7	15.6				
Turnover margin	+4.9	-				
Assist/turnover ratio	1.5	0.7				
STEALS	67	41				
Steals per game	7.4	4.6				
BLOCKS	27	23				
Blocks per game	3.0	2.6				
ATTENDANCE	19341	5032				
Home games-Avg/Game	4-4835	2-1306				
Neutral site-Avg/Game	-	3-807				

! - Challenge in Music City

* - Conference USA game

Score by Periods	1st	2nd	OT	Totals
Middle Tennessee	326	345	12	683
Opponents	253	332	9	594

2016-17 >> RESULTS

Date	Opponent	Score	W/L	Attend.	Points Leader	Rebounds Leader	Assists Leader
11/11	Milligan	102-64	W	6,020	Upshaw/Williams (21)	Upshaw (13)	Potts (7)
11/15	Murray State	87-81	W	4,507	Williams (22)	Potts (9)	Simpson/Upshaw (3)
11/19	Tennessee State	63-74	L	4,830	Williams (18)	Upshaw/Williams (6)	Upshaw (5)
11/22	Toledo	80-70	W	3,984	Williams (18)	Potts/Williams (6)	Dixon (4)
11/25	vs. UNC Wilmington	68-63	W	1,200	Potts (22)	Potts (7)	Potts (8)
11/26	vs. Toledo	73-70 (OT)	W	720	Williams (31)	Potts/Williams (7)	Upshaw (4)
11/27	vs. Evansville	66-55	W	500	Williams (25)	Williams (10)	Williams (4)
11/30	at Ole Miss	77-62	W	6,412	Potts (20)	Upshaw (10)	Upshaw (8)
12/3	at South Alabama	67-55	W	2,612	Williams (16)	Upshaw/Williams (7)	Upshaw (6)
12/8	Vanderbilt						
12/14	at Belmont						
12/17	at VCU						
12/21	Georgia State						
1/1	UAB						
1/5	at Rice						
1/7	at North Texas						
1/12	Marshall						
1/14	WKU						
1/19	at FIU						
1/21	at Florida Atlantic						
1/26	Southern Miss						
1/28	LA Tech						
2/2	at UTSA						
2/4	at UTEP						
2/9	Old Dominion						
2/11	Charlotte						
2/16	at WKU						
2/18	at Marshall						
2/26	at UAB						
3/2	FIU						
3/4	Florida Atlantic						

2016-17 >> STARTERS

Date	Opponent	Score	W/L	1	2	3	4	5
11/11	Milligan	102-64	W	Dixon	Simpson	Potts	Upshaw	Williams
11/15	Murray State	87-81	W	Dixon	Simpson	Potts	Upshaw	Williams
11/19	Tennessee State	63-74	L	Potts	Simpson	Upshaw	Williams	Gamble
11/22	Toledo	80-70	W	Dixon	Simpson	Potts	Upshaw	Williams
11/25	vs. UNC Wilmington	68-63	W	Dixon	Simpson	Potts	Upshaw	Williams
11/26	vs. Toledo	73-70 (OT)	W	Dixon	Simpson	Potts	Upshaw	Williams
11/27	vs. Evansville	66-55	W	Dixon	Simpson	Potts	Upshaw	Williams
11/30	at Ole Miss	77-62	W	Dixon	Simpson	Potts	Upshaw	Williams
12/3	at South Alabama	67-55	W	Dixon	Simpson	Potts	Upshaw	Williams
12/8	Vanderbilt							
12/14	at Belmont							
12/17	at VCU							
12/21	Georgia State							
1/1	UAB							
1/5	at Rice							
1/7	at North Texas							
1/12	Marshall							
1/14	WKU							
1/19	at FIU							
1/21	at Florida Atlantic							
1/26	Southern Miss							
1/28	LA Tech							
2/2	at UTSA							
2/4	at UTEP							
2/9	Old Dominion							
2/11	Charlotte							
2/16	at WKU							
2/18	at Marshall							
2/26	at UAB							
3/2	FIU							
3/4	Florida Atlantic							

2016-17 >> POINTS-REBOUNDS-ASSISTS

Date	Opponent	Dixon	Walters	Johnson	Habersham	Simpson	Miller	Potts	Williams	Copeland	Gamble	Upshaw	Strachan	Thomas	Foote
11/11	Milligan	0-1-3	11-7-0	17-4-2	3-1-0	2-2-1	0-1-0	12-7-7	21-5-1	3-0-3	10-2-2	21-13-4	0-0-0	DNP	2-4-0
11/15	Murray State	0-1-1	2-3-0	2-0-0	12-2-1	8-3-3	DNP	16-9-1	22-2-1	2-1-1	4-4-1	15-8-3	DNP	DNP	4-2-0
11/19	Tennessee State	0-0-0	0-0-0	6-0-2	2-0-1	12-2-1	DNP	5-3-1	18-6-1	3-1-1	2-1-0	13-6-5	DNP	DNP	2-2-1
11/22	Toledo	11-2-4	2-3-0	4-2-2	3-3-0	7-5-0	0-0-0	9-6-1	18-6-3	6-2-1	2-1-0	16-5-2	DNP	DNP	2-2-0
11/25	vs. UNC Wilmington	5-3-1	1-3-0	0-1-0	8-4-1	0-2-3	DNP	22-7-8	16-5-0	2-0-1	2-1-0	12-4-1	DNP	DNP	DNP
11/26	vs. Toledo	0-0-0	5-1-0	0-1-0	5-0-2	2-2-2	DNP	23-7-2	31-7-1	0-1-0	0-1-0	7-5-4	DNP	DNP	0-0-0
11/27	vs. Evansville	5-0-2	0-0-0	3-0-1	0-0-0	8-4-1	DNP	8-3-2	25-10-4	0-1-1	3-3-0	14-4-3	DNP	DNP	0-0-0
11/30	at Ole Miss	5-1-0	DNP	2-0-1	8-3-1	7-1-5	DNP	20-2-4	10-4-2	DNP	2-2-0	15-10-8	DNP	DNP	8-3-1
12/3	at South Alabama	1-2-3	8-6-0	0-0-0	7-3-2	9-4-4	DNP	13-5-4	16-7-1	0-0-0	0-0-0	13-7-6	DNP	DNP	0-1-0
12/8	Vanderbilt														
12/14	at Belmont														
12/17	at VCU														
12/21	Georgia State														
1/1	UAB														
1/5	at Rice														
1/7	at North Texas														
1/12	Marshall														
1/14	WKU														
1/19	at FIU														
1/21	at Florida Atlantic														
1/26	Southern Miss														
1/28	LA Tech														
2/2	at UTSA														
2/4	at UTEP														
2/9	Old Dominion														
2/11	Charlotte														
2/16	at WKU														
2/18	at Marshall														
2/26	at UAB														
3/2	FIU														
3/4	Florida Atlantic														

2016-17 >> GAME-BY-GAME COMPARISON

	FG-A	Pct.	3FG-A	Pct.	FT-A	Pct.	O/D/T	PF	A	TO	B	S	1	2	TP
Milligan	27-65	.415	8-34	.235	2-6	.333	11/18/29	27	10	16	4	9	29	35	64
at Middle Tennessee	39-70	.557	5-17	.294	19-29	.655	17/32/49	13	23	12	3	4	51	51	102
Murray State	27-63	.429	11-33	.333	16-19	.842	11/23/34	19	16	11	2	5	39	42	81
at Middle Tennessee	32-65	.492	6-18	.333	17-23	.739	14/26/40	18	12	9	3	3	41	46	87
Tennessee State	24-47	.511	3-9	.333	23-30	.767	10/26/36	17	9	16	4	2	28	46	74
at Middle Tennessee	24-56	.429	8-22	.364	7-19	.368	10/15/25	26	13	13	4	7	30	33	63
Toledo	25-58	.431	9-27	.333	11-18	.611	11/21/32	9	13	14	2	4	26	44	70
at Middle Tennessee	35-68	.515	3-10	.300	7-11	.636	13/27/40	18	13	8	6	11	39	41	80
UNC Wilmington	21-62	.339	10-36	.278	11-13	.846	16/16/32	22	13	18	2	3	29	34	63
vs. Middle Tennessee	24-40	.600	4-9	.444	16-32	.500	7/26/33	18	15	16	2	12	35	33	68
Middle Tennessee	25-56	.446	3-10	.300	20-31	.645	3/25/28	24	11	4	2	7	22	51	81
vs. Toledo	20-49	.408	7-23	.304	23-30	.767	8/34/42	26	10	16	0	1	30	40	70
Evansville	17-40	.425	3-10	.300	18-27	.667	6/25/31	22	8	17	2	3	29	26	55
vs. Middle Tennessee	25-52	.481	5-14	.357	11-17	.647	7/22/29	19	14	10	3	7	29	37	66
Middle Tennessee	29-60	.483	9-16	.563	10-12	.833	6/23/29	21	22	7	1	7	48	29	77
at Ole Miss	18-45	.400	7-20	.350	19-27	.704	8/27/35	15	9	16	7	4	19	43	62
Middle Tennessee	26-52	.500	8-20	.400	7-11	.636	10/26/36	20	20	17	3	9	31	36	67
at South Alabama	18-43	.419	4-17	.235	15-23	.652	4/16/20	16	7	16	0	10	24	31	55
Vanderbilt															
at Middle Tennessee															
Middle Tennessee															
at Belmont															
Middle Tennessee															
at VCU															
Georgia State															
at Middle Tennessee															
UAB															
at Middle Tennessee															
Middle Tennessee															
at Rice															
Middle Tennessee															
at North Texas															
Marshall															
at Middle Tennessee															
WKU															
at Middle Tennessee															
Middle Tennessee															
at FIU															
Middle Tennessee															
at Florida Atlantic															
Southern Miss															
at Middle Tennessee															
LA Tech															
at Middle Tennessee															
Middle Tennessee															
at UTSA															
Middle Tennessee															
at UTEP															
Old Dominion															
at Middle Tennessee															
Charlotte															
at Middle Tennessee															
Middle Tennessee															
at WKU															
Middle Tennessee															
at Marshall															
Middle Tennessee															
at UAB															
FIU															
at Middle Tennessee															
Florida Atlantic															
at Middle Tennessee															

2016-17 >> TEAM HIGHS AND LOWS

MIDDLE TENNESSEE >

	Highs	Lows
Points	102 vs. Milligan (11/11)	63 vs. Tennessee State (11/19)
Field Goals Made	39 vs. Milligan (11/11)	24 vs. Tennessee State (11/19) 24 vs. UNC Wilmington (11/25)
Field Goal Attempts	70 vs. Milligan (11/11)	40 vs. UNC Wilmington (11/25)
Field Goal Percentage	.557 vs. Milligan (11/11)	.429 vs. Tennessee State (11/19)
3-Point Field Goals Made	9 vs. Ole Miss (11/30)	3 vs. Toledo (11/22) 3 vs. Toledo (11/26)
3-Point Field Goal Attempts	22 vs. Tennessee State (11/19)	9 vs. UNC Wilmington (11/25)
3-Point Field Goal Percentage (min. 8)	.563 vs. Ole Miss (11/30)	.294 vs. Milligan (11/11)
Free Throws Made	20 vs. Toledo (11/26)	7 vs. Tennessee State (11/19) 7 vs. Toledo (11/22) 7 vs. South Alabama (12/3)
Free Throws Attempted	32 vs. UNC Wilmington (11/25)	11 vs. Toledo (11/22) 11 vs. South Alabama (12/3)
Free Throw Percentage (min. 10)	.833 vs. Ole Miss (11/30)	.368 vs. Tennessee State (11/19)
Rebounds	49 vs. Milligan (11/11)	25 vs. Tennessee State (11/19)
Assists	23 vs. Milligan (11/11)	11 vs. Toledo (11/26)
Turnovers	17 vs. South Alabama (12/3)	7 vs. Ole Miss (11/30)
Blocks	6 vs. Toledo (11/22)	1 vs. Ole Miss (11/30)
Steals	12 vs. UNC Wilmington (11/25)	3 vs. Murray State (11/15)

OPPONENTS >

	Highs	Lows
Points	81 by Murray State (11/15)	55 by Evansville (11/27) 55 by South Alabama (12/3)
Field Goals Made	27 by Milligan (11/11) 27 by Murray State (11/15)	17 by Evansville (11/27)
Field Goal Attempts	65 by Milligan (11/11)	40 by Evansville (11/27)
Field Goal Percentage	.511 by Tennessee State (11/19)	.339 by UNC Wilmington (11/25)
3-Point Field Goals Made	11 by Murray State (11/15)	3 by Tennessee State (11/19) 3 by Evansville (11/27)
3-Point Field Goal Attempts	36 by UNC Wilmington (11/25)	9 by Tennessee State (11/19)
3-Point Field Goal Percentage (min. 8)	.333 by Murray State (11/15) .333 by Tennessee State (11/19) .333 by Toledo (11/22)	.235 by Milligan (11/11) .235 by South Alabama (12/3)
Free Throws Made	23 by Tennessee State (11/19) 23 by Toledo (11/26)	2 by Milligan (11/11)
Free Throws Attempted	30 by Tennessee State (11/19) 30 by Toledo (11/26)	6 by Milligan (11/11)
Free Throw Percentage (min. 10)	.846 by UNC Wilmington (11/25)	.333 by Milligan (11/11)
Rebounds	42 by Toledo (11/26)	20 by South Alabama (12/3)
Assists	16 by Murray State (11/15)	7 by South Alabama (12/3)
Turnovers	18 by UNC Wilmington (11/25)	11 by Murray State (11/15)
Blocks	7 by Ole Miss (11/30)	0 by Toledo (11/26) 0 by South Alabama (12/3)
Steals	10 by South Alabama (12/3)	1 by Toledo (11/26)

2016-17 >> INDIVIDUAL HIGHS

MIDDLE TENNESSEE >

Points	31, JaCorey Williams vs. Toledo (11/26)
Field Goals Made	12, JaCorey Williams vs. Toledo (11/26)
Field Goal Attempts	18, JaCorey Williams vs. Toledo (11/26)
Field Goal Percentage (min. 6)	.818, Reggie Upshaw vs. Milligan (11/11)
3-Point Field Goals Made	4, Giddy Potts vs. Ole Miss (11/30)
	4, Ed Simpson vs. Tennessee State (11/19)
3-Point Field Goal Attempts	7, Giddy Potts vs. South Alabama (12/3)
3-Point Field Goal Percentage (min. 4)	1.000, Ed Simpson vs. Tennessee State (11/19)
Free Throws Made	8, Antwain Johnson vs. Milligan (11/11)
Free Throws Attempted	12, Antwain Johnson vs. Milligan (11/11)
Free Throw Percentage (min. 6)	.667, Antwain Johnson vs. Milligan (11/11)
Rebounds	13, Reggie Upshaw vs. Milligan (11/11)
Assists	8, Reggie Upshaw vs. Ole Miss (11/30)
	8, Giddy Potts vs. UNC Wilmington (11/25)
Turnovers	4, Ed Simpson vs. South Alabama (12/3)
	4, JaCorey Williams vs. Evansville (11/27)
	4, JaCorey Williams vs. UNC Wilmington (11/25)
Blocks	3, Reggie Upshaw vs. Toledo (11/22)
Steals	3, Reggie Upshaw vs. South Alabama (12/3)
	3, Reggie Upshaw vs. Toledo (11/26)
	3, Tyrik Dixon vs. UNC Wilmington (11/25)
	3, Giddy Potts vs. UNC Wilmington (11/25)
	3, Giddy Potts vs. Toledo (11/22)
	3, JaCorey Williams vs. Tennessee State (11/19)

OPPONENTS >

Points	23, Jordan Reed, Tennessee State (11/19)
	23, Damarcus Croaker, Murray State (11/15)
	23, Jonathan Stark, Murray State (11/15)
Field Goals Made	9, Wayne Martin, Tennessee State (11/19)
Field Goal Attempts	20, Denzel Ingram, UNC Wilmington (11/25)
Field Goal Percentage (min. 6)	.692, Wayne Martin, Tennessee State (11/19)
3-Point Field Goals Made	5, Denzel Ingram, UNC Wilmington (11/25)
3-Point Field Goal Attempts	15, Denzel Ingram, UNC Wilmington (11/25)
3-Point Field Goal Percentage (min. 4)	.667, Damarcus Croaker, Murray State (11/15)
Free Throws Made	10, Deandre Burnett, Ole Miss (11/30)
Free Throws Attempted	11, Tahjere McCall, Tennessee State (11/19)
Free Throw Percentage (min. 6)	1.000, Deandre Burnett, Ole Miss (11/30)
	1.000, Zach Garber, Toledo (11/26)
Rebounds	17, Steve Taylor, Toledo (11/26)
Assists	8, Jonathan Stark, Murray State (11/15)
Turnovers	7, Denzel Ingram, UNC Wilmington (11/25)
Blocks	3, Justas Furmanavicius, Ole Miss (11/30)
Steals	3, Don MuepoKelly, South Alabama (12/3)
	3, Bryce Jones, Murray State (11/15)

MIDDLE TENNESSEE TOP PERFORMERS >

Points	31..... JaCorey Williams vs. Toledo (11/26)
25.....	JaCorey Williams vs. Evansville (11/27)
23.....	Giddy Potts vs. Toledo (11/26)
22.....	Giddy Potts vs. UNC Wilmington (11/25)
22.....	JaCorey Williams vs. Murray State (11/15)
21.....	Reggie Upshaw vs. Milligan (11/11)
21.....	JaCorey Williams vs. Milligan (11/11)
20.....	Giddy Potts vs. Ole Miss (11/30)
18.....	JaCorey Williams vs. Toledo (11/22)
18.....	JaCorey Williams vs. Tennessee State (11/19)
17.....	Antwain Johnson vs. Milligan (11/11)
Rebounds	
13.....	Reggie Upshaw vs. Milligan (11/11)
10.....	Reggie Upshaw vs. Ole Miss (11/30)
10.....	JaCorey Williams vs. Evansville (11/27)
9.....	Giddy Potts vs. Murray State (11/15)
8.....	Reggie Upshaw vs. Murray State (11/15)
Assists	
8.....	Reggie Upshaw vs. Ole Miss (11/30)
8.....	Giddy Potts vs. UNC Wilmington (11/25)
7.....	Giddy Potts vs. Milligan (11/11)
6.....	Reggie Upshaw vs. South Alabama (12/3)
5.....	Ed Simpson vs. Ole Miss (11/30)
5.....	Reggie Upshaw vs. Tennessee State (11/19)
Blocks	
3.....	Reggie Upshaw vs. Toledo (11/22)
2.....	Reggie Upshaw vs. Toledo (11/26)
2.....	Karl Gamble vs. Toledo (11/22)
2.....	Karl Gamble vs. Tennessee State (11/19)
2.....	Reggie Upshaw vs. Tennessee State (11/19)
2.....	Reggie Upshaw vs. Murray State (11/15)
Steals	
3.....	Reggie Upshaw vs. South Alabama (12/3)
3.....	Reggie Upshaw vs. Toledo (11/26)
3.....	Tyrik Dixon vs. UNC Wilmington (11/25)
3.....	Giddy Potts vs. UNC Wilmington (11/25)
3.....	Giddy Potts vs. Toledo (11/22)
3.....	JaCorey Williams vs. Tennessee State (11/19)
3-Point Field Goals Made	
4.....	Giddy Potts vs. Ole Miss (11/30)
4.....	Ed Simpson vs. Tennessee State (11/19)
3.....	Giddy Potts vs. South Alabama (12/3)
3.....	Ed Simpson vs. South Alabama (12/3)
3.....	Giddy Potts vs. Toledo (11/26)
3.....	Xavier Habersham vs. Murray State (11/15)

TEAM LAST TIME...

100 POINTS BY A TEAM >

MT..... 102 vs. Milligan (11/11/16)
Opponent..... 100 at UAB (2/28/15)

WIN BY 30 OR MORE >

MT..... 102-64 vs. Milligan (11/11/16)
Opponent..... 56-86 at No. 13 Tennessee (11/30/30)

WIN BY 40 OR MORE >

MT..... 102-52 vs. Tennessee Temple (12/17/13)
Opponent..... 40-109 at No. 7 Tennessee (11/20/07)

OVERTIME GAME >

MT win..... 73-70 vs. Toledo (11/26/16)
Opponent win..... 95-100 at UAB (2/28/15)

4 PLAYERS WITH 10 OR MORE POINTS >

MT..... vs. Murray State (11/15/16)
Opponent..... vs. Murray State (11/15/16)

5 PLAYERS WITH 10 OR MORE POINTS >

MT..... vs. Milligan (11/11/16)
Opponent..... vs. Marshall (3/11/16)

6 PLAYERS WITH 10 OR MORE POINTS >

MT..... vs. Milligan (11/11/16)
Opponent..... vs. UAB (2/28/15)

2 PLAYERS WITH 20 OR MORE POINTS >

MT..... vs. Toledo (11/26/16)
Opponent..... vs. Tennessee State (11/19/16)

3 PLAYERS WITH 20 OR MORE POINTS >

MT..... vs. IPFW (1/31/02)
Opponent..... vs. UT-Martin (2/26/96)

2 PLAYERS WITH 10 OR MORE REBOUNDS >

MT..... vs. North Texas (1/21/16)
Opponent..... vs. Toledo (11/26/16)

2 PLAYERS WITH DOUBLE-DOUBLES >

MT..... vs. North Texas (1/21/16)
Opponent..... vs. LA Tech (2/11/16)

40 OR MORE FIELD GOALS >

MT..... 42 vs. Fisk (12/9/13)
Opponent..... 43 vs. Kansas (12/13/97)

70 OR MORE FIELD GOAL ATTEMPTS >

MT..... 70 vs. Milligan (11/11/16)
Opponent..... 74 vs. Marshall (3/11/16)

80 OR MORE FIELD GOAL ATTEMPTS >

MT..... 84 vs. Montreat College (11/27/96)
Opponent..... 92 vs. New Mexico St. (1/10/02)

50% FROM THE FIELD >

MT..... .500 at South Alabama (12/3/16)
Opponent..... .511 vs. Tennessee State (11/19/16)

60% FROM THE FIELD >

MT..... .600 vs. UNC Wilmington (11/25/16)
Opponent..... .614 vs. UAB (2/21/16)

LESS THAN 30% FROM THE FIELD >

MT..... .297 vs. Syracuse (3/20/16)
Opponent..... .271 vs. South Alabama (11/30/13)

10 OR MORE 3-POINTERS >

MT..... 11 vs. Michigan State (3/18/16)
Opponent..... 10 vs. UNC Wilmington (11/25/16)

15 OR MORE 3-POINTERS >

MT..... 16 vs. Southern Miss (2/13/16)
Opponent..... 15 vs. Belmont (12/12/07)

30 OR MORE 3-POINT ATTEMPTS >

MT..... 33 vs. Houston Baptist (2/13/10)
Opponent..... 36 vs. UNC Wilmington (11/25/16)

50% FROM THREE >

MT..... .563 vs. Ole Miss (11/30/16)
Opponent..... .533 vs. WKU (2/25/16)

60% FROM THREE >

MT..... .600 vs. FAU (2/2/13)
Opponent..... .750 vs. UTEP (1/31/15)

70% FROM THREE >

MT..... .909 vs. UCLA (11/15/11)
Opponent..... .750 vs. UTEP (1/31/15)

LESS THAN 20% FROM THREE >

MT..... .188 at Marshall (1/28/16)
Opponent..... .111 vs. Old Dominion (3/12/16)

20 OR MORE FREE THROWS >

MT..... 20 vs. Toledo (11/26/16)
Opponent..... 23 vs. Toledo (11/26/16)

30 OR MORE FREE THROWS >

MT..... 31 vs. Marshall (3/11/16)
Opponent..... 31 vs. UALR (11/18/13)

5 OR LESS FREE THROWS >

MT..... 4 vs. Syracuse (3/20/16)
Opponent..... 2 vs. Milligan (11/11/16)

30 OR MORE FREE THROW ATTEMPTS >

MT..... 31 vs. Toledo (11/26/16)
Opponent..... 30 vs. Toledo (11/26/16)

40 OR MORE FREE THROW ATTEMPTS >

MT..... 41 vs. Marshall (3/11/16)
Opponent..... 42 vs. UALR (11/18/13)

90% FROM THE FREE THROW LINE >

MT..... 1.000 (vs. FAU 3/7/15)
Opponent..... .944 vs. FAU (3/3/16)

100% FROM THE FREE THROW LINE >

MT..... 18-18 vs. FAU (3/7/15)
Opponent..... 14-14 vs. WKU (2/9/12)

45 OR MORE REBOUNDS >

MT..... 49 vs. Milligan (11/11/16)
Opponent..... 46 vs. WKU (1/30/16)

50 OR MORE REBOUNDS >

MT..... 52 vs. Maine (12/29/13)
Opponent..... 51 vs. WKU (1/7/06)

20 OR MORE ASSISTS >

MT..... 20 at South Alabama (12/3/16)
Opponent..... 20 vs. Michigan State (3/18/16)

10 OR MORE BLOCKS >

MT..... 12, vs. WKU (2/26/04)
Opponent..... 11 vs. Syracuse (3/20/16)

10 OR MORE STEALS >

MT..... 12 vs. UNC Wilmington (11/25/16)
Opponent..... 10 at South Alabama (12/3/16)

15 OR MORE TURNOVERS >

MT..... 17 at South Alabama (12/3/16)
Opponent..... 16 at South Alabama (12/3/16)

5 OR LESS TURNOVERS >

MT..... 4 vs. Toledo (11/26/16)
Opponent..... 4 vs. Kent State (3/18/15)

INDIVIDUAL LAST TIME...

30 OR MORE POINTS >

MT..... 31, JaCorey Williams vs. Toledo (11/26/15)
Opponent..... 35, Sekou Wiggs, Alaska-Anchorage (11/26/15)

40 OR MORE POINTS >

MT..... 41, Milton Dean vs. Southeast Missouri (1/14/94)
Opponent..... 40, Bubba Wells, Austin Peay (1/23/97)

10 OR MORE FIELD GOALS >

MT..... 11, JaCorey Williams vs. Evansville (11/27/16)
Opponent..... 10, Michael Gbinije, Syracuse (3/20/16)

15 OR MORE FIELD GOALS >

MT win..... 15, Greg Joyner vs. Murray State (1/23/78)
Opponent..... 16, Bubba Wells (12/3/97)

20 OR MORE FIELD GOAL ATTEMPTS >

MT..... 20, Reggie Upshaw vs. Charlotte (3/10/16)
Opponent... 20, Denzel Ingram, UNC Wilmington (11/25/16)

25 OR MORE FIELD GOAL ATTEMPTS >

MT..... 28, Milton Dean vs. Minnesota (12/3/93)
Opponent... 28, Brandon Mason, New Mex. St. (1/10/02)

80% FROM THE FIELD (MIN. 6 ATTEMPTS) >

MT..... .818, Reggie Upshaw vs. Milligan (11/11/16)
Opponent.... .900, Matt Costello, Michigan State (3/18/16)

90% FROM THE FIELD (MIN. 6 ATTEMPTS) >

MT..... .909, Kerry Hammond vs. Louisiana (1/19/13)
Opponent..... .900, Matt Costello, Michigan State (3/18/16)

100% FROM THE FIELD (MIN. 6 ATTEMPTS) >

MT..... 6-6, Shawn Jones vs. Austin Peay (11/26/11)
Opponent..... 7-7, Joey Dorsey, Memphis (1/4/06)

5 OR MORE 3-POINTERS >

MT..... 5, Giddy Potts & Ed Simpson vs. Southern Miss (2/13/16)
Opponent... 5, Denzel Ingram, UNC Wilmington (11/25/16)

6 OR MORE 3-POINTERS >

MT..... 6, Giddy Potts vs. Rice (1/23/16)
Opponent..... 8, Kareem Canty, Auburn (12/12/15)

7 OR MORE 3-POINTERS >

MT..... 7, Giddy Potts vs. Charlotte (1/14/16)
Opponent..... 8, Kareem Canty, Auburn (12/12/15)

8 OR MORE 3-POINTERS >

MT..... 8, Giddy Potts vs. Marshall (2/19/15)
Opponent..... 8, Kareem Canty, Auburn (12/12/15)

10 OR MORE 3-POINT ATTEMPTS >

MT..... 10, Giddy Potts vs. Southern Miss (2/13/16)
Opponent... 15, Denzel Ingram, UNC Wilmington (11/25/16)

80% FROM THREE (MIN. 4 ATTEMPTS) >

MT..... 1.000, Ed Simpson vs. Tennessee State (11/19/16)
Opponent..... .800, Michael Ramey, Southern Miss (2/13/16)

100% FROM THREE (MIN. 4 ATTEMPTS) >

MT..... 1.000, Ed Simpson vs. Tennessee State (11/19/16)
Opponent..... 1.000, Julian Washburn, UTEP (1/31/15)

10 OR MORE FREE THROWS >

MT..... 10, JaQawn Raymond vs. Rice (2/12/15)
Opponent..... 10, Deandre Burnett, Ole Miss (11/30/16)

15 OR MORE FREE THROWS >

MT..... 16, Mike Dean vs. Arkansas State (2/17/05)
Opponent..... 20, Alex Hamilton, La Tech (1/7/15)

15 OR MORE FREE THROW ATTEMPTS >

MT..... 16, Kerry Hammond vs. Southern (11/10/13)
Opponent..... 15, Lee Moore, UTEP (1/7/16)

20 OR MORE FREE THROW ATTEMPTS >

MT..... 23, Aylton Tesch vs. Eastern Illinois (2/5/98)
Opponent..... 23, Alex Hamilton, La Tech (1/17/15)

100% FROM THE FREE THROW LINE (MIN. 6 ATTEMPTS) >

MT..... 1.000, Perrin Buford, Marshall (1/28/16)
Opponent.. 1.000, Deandre Burnett, Ole Miss (11/30/16)

15 OR MORE REBOUNDS >

MT..... 18, Shawn Jones at UAB (3/6/14)
Opponent..... 17, Steve Taylor, Toledo (11/26/16)

20 OR MORE REBOUNDS >

MT..... 20, Shawn Jones vs. Maine (12/29/13)
Opponent..... 20, Lorenzo Coleman, Tenn. Tech (2/8/97)

5 OR MORE OFFENSIVE REBOUNDS >

MT..... 5, Reggie Upshaw vs. Syracuse (3/20/16)
Opponent... 6, Devontae Cacok, UNC Wilmington (11/25/16)

10 OR MORE DEFENSIVE REBOUNDS >

MT..... 14, Giddy Potts vs. South Alabama (12/5/15)
Opponent..... 15, Steve Taylor, Toledo (11/26/16)

10 OR MORE ASSISTS >

MT..... 10, Tweety Knight at Ole Miss (12/14/13)
Opponent... 12, Denzel Valentine, Michigan State (3/18/16)

5 OR MORE BLOCKS >

MT..... Shawn Jones vs. Tulane (2/13/14)
Opponent..... 6, Tyler Lydon, Syracuse (3/20/16)

5 OR MORE STEALS >

MT..... 5, Giddy Potts vs. UTSA (1/9/16)
Opponent..... 5, Jon Davis, Charlotte (3/10/16)

CONSECUTIVE 20-POINT GAMES >

MT..... JaCorey Williams vs.
..... Toledo (11/26/16) and Evansville (11/27/16)

CONSECUTIVE 10-REBOUND GAMES >

MT..... Reggie Upshaw vs.
..... Marshall (1/28/16) and WKU (1/30/16)

CONSECUTIVE DOUBLE-DOUBLES >

MT..... Shawn Jones vs.
..... East Carolina (1/30/14) and Old Dominion (2/1/14)



O >> TYRIK DIXON

G // Fr. // 6-1 // 183

Bentonville, Ark. // Southwest Christian Academy

DIXON NOTEBOOK

- ◆ Helped ice the win at Ole Miss with five points in the final four minutes, including a 3-of-3 mark from the free throw line
- ◆ Had career highs in steals (3) and rebounds (3) against UNC Wilmington
- ◆ Notched his first points as a Blue Raider against Toledo and finished with 11 to go along with four assists, two steals and two rebounds
- ◆ Earned the start in his first career regular season game as a Blue Raider, dishing out three assists against Milligan
- ◆ Started at point guard for the Blue Raiders in the exhibition contest against North Alabama, scoring nine points on a 3-of-5 effort from behind the arc
- ◆ Averaged 20 points per game and added 10 assists and seven rebounds per outing as a senior at Southwest Christian Academy
- ◆ Team MVP and NACA First Team All-American as a senior

SEASON HIGHS

Points..... 11 vs. Toledo (11/22/16)
 Field Goals..... 5 vs. Toledo (11/22/16)
 3-PT Field Goals 1 (twice)
 Free Throws..... 3 (twice)
 Rebounds..... 3 vs. UNCW (11/25/16)
 Assists..... 4 vs. Toledo (11/22/16)
 Blocks.....
 Steals 3 vs. UNCW (11/25/16)
 Minutes..... 27 vs. UNCW (11/25/16)

CAREER HIGHS

Points..... 11 vs. Toledo (11/22/16)
 Field Goals..... 5 vs. Toledo (11/22/16)
 3-PT Field Goals 1 (twice)
 Free Throws..... 3 (twice)
 Rebounds..... 3 vs. UNCW (11/25/16)
 Assists..... 4 vs. Toledo (11/22/16)
 Blocks.....
 Steals 3 vs. UNCW (11/25/16)
 Minutes..... 27 vs. UNCW (11/25/16)

SUPERLATIVES

	Season	Career
10+ Point Games	1	1
20+ Point Games	0	0
10+ Rebound Games	0	0
Double-Doubles	0	0

DIXON GAME-BY-GAME

Date	Opponent	Min	FG	3FG	FT	O-D-T	PF	A	TO	B	S	TP
11/11	Milligan	*17	0-3	0-2	0-0	0-1-1	2	3	1	0	1	0
11/15	Murray State	*11	0-4	0-2	0-0	1-0-1	0	1	0	0	0	0
11/19	Tennessee State	3	0-1	0-1	0-0	0-0-0	1	0	0	0	0	0
11/22	Toledo	*23	5-8	1-1	0-0	1-1-2	2	4	2	0	2	11
11/25	vs. UNC Wilmington	*27	1-3	0-1	3-4	0-3-3	0	1	3	0	3	5
11/26	vs. Toledo	*18	0-0	0-0	0-1	0-0-0	1	0	0	0	0	0
11/27	vs. Evansville	*20	2-7	1-3	0-0	0-0-0	1	2	1	0	1	5
11/30	at Ole Miss	*8	1-6	0-1	3-3	0-1-1	1	0	0	0	0	5
12/3	at South Alabama	*21	0-1	0-0	1-2	0-2-2	1	3	3	0	1	1
12/8	Vanderbilt											
12/14	at Belmont											
12/17	at VCU											
12/21	Georgia State											
1/1	UAB											
1/5	at Rice											
1/7	at North Texas											
1/12	Marshall											
1/14	WKU											
1/19	at FIU											
1/21	at Florida Atlantic											
1/26	Southern Miss											
1/28	LA Tech											
2/2	at UTSA											
2/4	at UTEP											
2/9	Old Dominion											
2/11	Charlotte											
2/16	at WKU											
2/18	at Marshall											
2/26	at UAB											
3/2	FIU											
3/4	Florida Atlantic											

DIXON OVERALL CAREER STATS

Year	GP-GS	Min	Avg	FG-A	Pct	3FG-A	Pct	FT-A	Pct	Off-Def-Tot	Avg	PF-FO	A	TO	Blk	Stl	Pts	Avg
2016-17	9-8	148	16.4	9-33	.273	2-11	.182	7-10	.700	2-8-10	1.1	9-0	14	10	0	8	27	3.0

DIXON C-USA CAREER STATS


Year	GP-GS	Min	Avg	FG-A	Pct	3FG-A	Pct	FT-A	Pct	Off-Def-Tot	Avg	PF-FO	A	TO	Blk	Stl	Pts	Avg
2016-17	0-0	0	0.0	0-0	.000	0-0	.000	0-0	.000	0-0-0	0.0	0-0	0	0	0	0	0	0.0

1 >> BRANDON WALTERS

F // R-Jr. // 6-10 // 262

Chattanooga, Tenn. // Walters State CC // Howard HS

WALTERS NOTEBOOK



SEASON HIGHS

Points..... 11 vs. Milligan (11/11/16)
 Field Goals..... 5 vs. Milligan (11/11/16)
 3-PT Field Goals
 Free Throws..... 3 vs. Toledo (11/26/16)
 Rebounds..... 7 vs. Milligan (11/11/16)
 Assists
 Blocks..... 1 (twice)
 Steals 1 (three times)
 Minutes..... 17 vs. South Alabama (12/3/16)

CAREER HIGHS

Points..... 11 vs. Milligan (11/11/16)
 Field Goals..... 5 vs. Milligan (11/11/16)
 3-PT Field Goals
 Free Throws..... 3 vs. Toledo (11/26/16)
 Rebounds..... 7 vs. Milligan (11/11/16)
 Assists
 Blocks..... 1 (twice)
 Steals 1 (three times)
 Minutes..... 17 vs. South Alabama (12/3/16)

SUPERLATIVES

	Season	Career
10+ Point Games	1	1
20+ Point Games	0	0
10+ Rebound Games	0	0
Double-Doubles	0	0

- ◆ Had an eight point, six rebound effort at South Alabama in just 17 minutes off the bench
- ◆ Scored in double digits in his career debut, notching 11 points and seven rebounds in 15 minutes off the bench
- ◆ Played 15 minutes off the bench in MT's exhibition contest against UNA, coming up with eight rebounds and tallying six points
- ◆ Totaled 13.4 points and 8.1 rebounds per game as a sophomore at Walters State despite playing just 18.8 minutes per contest

WALTERS GAME-BY-GAME

Date	Opponent	Min	FG	3FG	FT	O-D-T	PF	A	TO	B	S	TP
11/11	Milligan	15	5-8	0-0	1-2	4-3-7	1	0	0	0	1	11
11/15	Murray State	6	1-1	0-0	0-1	2-1-3	3	0	2	1	0	2
11/19	Tennessee State	4	0-0	0-0	0-0	0-0-0	4	0	3	0	0	0
11/22	Toledo	11	1-5	0-0	0-0	3-0-3	1	0	2	0	1	2
11/25	vs. UNC Wilmington	8	0-1	0-0	1-2	3-0-3	3	0	1	0	0	1
11/26	vs. Toledo	9	1-3	0-0	3-4	0-1-1	1	0	0	1	0	5
11/27	vs. Evansville	2	0-2	0-0	0-0	0-0-0	0	0	0	0	0	0
11/30	at Ole Miss					- DNP -						
12/3	at South Alabama	17	4-6	0-0	0-0	2-4-6	5	0	2	0	1	8
12/8	Vanderbilt											
12/14	at Belmont											
12/17	at VCU											
12/21	Georgia State											
1/1	UAB											
1/5	at Rice											
1/7	at North Texas											
1/12	Marshall											
1/14	WKU											
1/19	at FIU											
1/21	at Florida Atlantic											
1/26	Southern Miss											
1/28	LA Tech											
2/2	at UTSA											
2/4	at UTEP											
2/9	Old Dominion											
2/11	Charlotte											
2/16	at WKU											
2/18	at Marshall											
2/26	at UAB											
3/2	FIU											
3/4	Florida Atlantic											

WALTERS OVERALL CAREER STATS

Year	GP-GS	Min	Avg	FG-A	Pct	3FG-A	Pct	FT-A	Pct	Off-Def-Tot	Avg	PF-FO	A	TO	Blk	Stl	Pts	Avg
2016-17	8-0	72	9.0	12-26	.462	0-0	.000	5-9	.556	14-9-23	2.9	18-1	0	10	2	3	29	3.6

WALTERS C-USA CAREER STATS

Year	GP-GS	Min	Avg	FG-A	Pct	3FG-A	Pct	FT-A	Pct	Off-Def-Tot	Avg	PF-FO	A	TO	Blk	Stl	Pts	Avg
2016-17	0-0	0	0.0	0-0	.000	0-0	.000	0-0	.000	0-0-0	0.0	0-0	0	0	0	0	0	0.0

2 >> ANTWAIN JOHNSON

G // So. // 6-2 // 194

Malone, Fla. // Chipola College // Malone HS

JOHNSON NOTEBOOK



SEASON HIGHS

Points..... 17 vs. Milligan (11/11/16)
 Field Goals..... 4 vs. Milligan (11/11/16)
 3-PT Field Goals 1 (twice)
 Free Throws..... 8 vs. Milligan (11/11/16)
 Rebounds..... 4 vs. Milligan (11/11/16)
 Assists..... 2 (three times)
 Blocks.....
 Steals 1 (three times)
 Minutes..... 21 vs. Tennessee State (11/19/16)

CAREER HIGHS

Points..... 17 vs. Milligan (11/11/16)
 Field Goals..... 4 vs. Milligan (11/11/16)
 3-PT Field Goals 1 (twice)
 Free Throws..... 8 vs. Milligan (11/11/16)
 Rebounds..... 4 vs. Milligan (11/11/16)
 Assists..... 2 (three times)
 Blocks.....
 Steals 1 (three times)
 Minutes..... 21 vs. Tennessee State (11/19/16)

SUPERLATIVES

	Season	Career
10+ Point Games	1	1
20+ Point Games	0	0
10+ Rebound Games	0	0
Double-Doubles	0	0

- ◆ Logged six points, two assists and a steal in 21 minutes against Tennessee State
- ◆ Broke out for 17 points in his career debut against Milligan
- ◆ Came off the bench against North Alabama to provide six points on 6-of-6 free throws, four rebounds and two steals
- ◆ Averaged 15.9 points per game in his lone season at Chipola
- ◆ Added 3.1 rebounds, 1.8 assists and one steal per contest

JOHNSON GAME-BY-GAME

Date	Opponent	Min	FG	3FG	FT	O-D-T	PF	A	TO	B	S	TP
11/11	Milligan	17	4-8	1-2	8-12	1-3-4	2	2	1	0	0	17
11/15	Murray State	9	1-3	0-2	0-0	0-0-0	2	0	0	0	0	2
11/19	Tennessee State	21	2-5	1-3	1-2	0-0-0	1	2	1	0	1	6
11/22	Toledo	20	2-5	0-2	0-0	0-2-2	2	2	0	0	1	4
11/25	vs. UNC Wilmington	8	0-1	0-1	0-2	0-1-1	2	0	0	0	1	0
11/26	vs. Toledo	9	0-1	0-1	0-0	0-1-1	2	0	1	0	0	0
11/27	vs. Evansville	13	0-2	0-1	3-5	0-0-0	2	1	0	0	1	3
11/30	at Ole Miss	8	1-3	0-0	0-0	0-0-0	2	1	1	0	0	2
12/3	at South Alabama	6	0-3	0-1	0-0	0-0-0	1	0	1	0	0	0
12/8	Vanderbilt											
12/14	at Belmont											
12/17	at VCU											
12/21	Georgia State											
1/1	UAB											
1/5	at Rice											
1/7	at North Texas											
1/12	Marshall											
1/14	WKU											
1/19	at FIU											
1/21	at Florida Atlantic											
1/26	Southern Miss											
1/28	LA Tech											
2/2	at UTSA											
2/4	at UTEP											
2/9	Old Dominion											
2/11	Charlotte											
2/16	at WKU											
2/18	at Marshall											
2/26	at UAB											
3/2	FIU											
3/4	Florida Atlantic											

JOHNSON OVERALL CAREER STATS

Year	GP-GS	Min	Avg	FG-A	Pct	3FG-A	Pct	FT-A	Pct	Off-Def-Tot	Avg	PF-FO	A	TO	Blk	Stl	Pts	Avg
2016-17	9-0	111	12.3	10-31	.323	2-13	.154	12-21	.571	1-7-8	0.9	16-0	8	5	0	4	34	3.8

JOHNSON C-USA CAREER STATS

Year	GP-GS	Min	Avg	FG-A	Pct	3FG-A	Pct	FT-A	Pct	Off-Def-Tot	Avg	PF-FO	A	TO	Blk	Stl	Pts	Avg
2016-17	0-0	0	0.0	0-0	.000	0-0	.000	0-0	.000	0-0-0	0.0	0-0	0	0	0	0	0	0.0

4 >> XAVIER HABERSHAM

G // R-Sr. // 6-6 // 208

Dublin, Ga. // Hill College // East Laurens HS

HABERSHAM NOTEBOOK



SEASON HIGHS

Points..... 12 vs. Murray State (11/15/16)
 Field Goals..... 4 vs. Murray State (11/15/16)
 3-PT Field Goals . 3 vs. Murray State (11/15/16)
 Free Throws..... 2 vs. UNCW (11/25/16)
 Rebounds..... 4 vs. UNCW (11/25/16)
 Assists..... 2 (twice)
 Blocks.....
 Steals 1 (four times)
 Minutes..... 33 vs. Toledo (11/26/16)

CAREER HIGHS

Points..... 12 vs. Murray State (11/15/16)
 Field Goals..... 5 at FAU (3/3/16)
 3-PT Field Goals 3 (three times)
 Free Throws..... 4 vs. Marshall (3/11/16)
 Rebounds..... 5 at FAU (3/3/16)
 Assists..... 2 (three times)
 Blocks..... 2 vs. Trevecca (12/30/15)
 Steals 1 (seven times)
 Minutes..... 33 vs. Toledo (11/26/16)

SUPERLATIVES

	Season	Career
10+ Point Games	1	2
20+ Point Games	0	0
10+ Rebound Games	0	0
Double-Doubles	0	0

- ◆ 3-of-3 from the floor at South Alabama for seven points and added three boards and a pair of assists
- ◆ Went 2-of-2 from three at Ole Miss and totaled eight points and three rebounds
- ◆ Had eight points and a season-high four rebounds against UNCW
- ◆ Perfect from the field (4-4) and the 3-point arc (3-3) for a career-high 12 points against Murray State
- ◆ Scored five points and pulled down four boards in the exhibition against North Alabama
- ◆ Played in 34 of 35 contests a season ago, averaging 3.1 points and 1.5 rebounds

HABERSHAM GAME-BY-GAME

Date	Opponent	Min	FG	3FG	FT	O-D-T	PF	A	TO	B	S	TP
11/11	Milligan	15	1-1	1-1	0-0	0-1-1	0	0	2	0	0	3
11/15	Murray State	22	4-4	3-3	1-3	1-1-2	1	1	2	0	0	12
11/19	Tennessee State	22	1-4	0-3	0-0	0-0-0	2	1	1	0	0	2
11/22	Toledo	11	1-2	1-1	0-0	0-3-3	0	0	0	0	1	3
11/25	vs. UNC Wilmington	24	2-2	2-2	2-2	1-3-4	3	1	0	0	1	8
11/26	vs. Toledo	33	2-2	0-0	1-1	0-0-0	3	2	0	0	0	5
11/27	vs. Evansville	14	0-0	0-0	0-1	0-0-0	4	0	1	0	0	0
11/30	at Ole Miss	23	3-4	2-2	0-0	0-3-3	4	1	2	0	1	8
12/3	at South Alabama	20	3-3	1-1	0-0	1-2-3	0	2	0	0	1	7
12/8	Vanderbilt											
12/14	at Belmont											
12/17	at VCU											
12/21	Georgia State											
1/1	UAB											
1/5	at Rice											
1/7	at North Texas											
1/12	Marshall											
1/14	WKU											
1/19	at FIU											
1/21	at Florida Atlantic											
1/26	Southern Miss											
1/28	LA Tech											
2/2	at UTSA											
2/4	at UTEP											
2/9	Old Dominion											
2/11	Charlotte											
2/16	at WKU											
2/18	at Marshall											
2/26	at UAB											
3/2	FIU											
3/4	Florida Atlantic											

HABERSHAM OVERALL CAREER STATS

Year	GP-GS	Min	Avg	FG-A	Pct	3FG-A	Pct	FT-A	Pct	Off-Def-Tot	Avg	PF-FO	A	TO	Blk	Stl	Pts	Avg
2015-16	34-2	381	11.2	37-105	.352	22-64	.344	9-17	.529	12-40-52	1.5	44-0	9	13	5	3	105	3.1
2016-17	9-0	184	20.4	17-22	.773	10-13	.769	4-7	.571	3-13-16	1.8	17-0	8	8	0	4	48	5.3
Total	43-2	565	13.1	54-127	.425	32-77	.416	13-24	.542	15-53-68	1.6	61-0	17	21	5	7	153	3.6

HABERSHAM C-USA CAREER STATS


Year	GP-GS	Min	Avg	FG-A	Pct	3FG-A	Pct	FT-A	Pct	Off-Def-Tot	Avg	PF-FO	A	TO	Blk	Stl	Pts	Avg
2015-16	18-0	235	13.1	24-60	.400	14-33	.424	3-6	.500	9-26-35	1.9	23-0	6	8	1	3	65	3.6
2016-17	0-0	0	0.0	0-0	.000	0-0	.000	0-0	.000	0-0-0	0.0	0-0	0	0	0	0	0	0.0
Total	18-0	235	13.1	24-60	.400	14-33	.424	3-6	.500	9-26-35	1.9	23-0	6	8	1	3	65	3.6

11 >> ED SIMPSON

G // Jr. // 6-2 // 195

Ocean Springs, Miss. // St. Martin HS

SIMPSON NOTEBOOK



SEASON HIGHS

Points..... 12 vs. Tennessee State (11/19/16)
 Field Goals.... 4 vs. Tennessee State (11/19/16)
 3-PT Field Goals ..4 vs. Tennessee State (11/19/16)
 Free Throws..... 2 (twice)
 Rebounds..... 5 vs. Toledo (11/22/16)
 Assists..... 5 vs. Ole Miss (11/30/16)
 Blocks..... 1 vs. Evansville (11/27/16)
 Steals 2 vs. Toledo (11/26/16)
 Minutes..... 39 vs. Ole Miss (11/30/16)

CAREER HIGHS

Points..... 19 at USM (2/13/16)
 Field Goals..... 5 (three times)
 3-PT Field Goals 5 at USM (2/13/16)
 Free Throws..... 4 (twice)
 Rebounds..... 7 vs. Belmont (12/17/15)
 Assists..... 5 vs. Ole Miss (11/30/16)
 Blocks..... 1 (six times)
 Steals 3 vs. FIU (1/8/15)
 Minutes..... 39 vs. Ole Miss (11/30/16)

SUPERLATIVES

	Season	Career
10+ Point Games	1	9
20+ Point Games	0	0
10+ Rebound Games	0	0
Double-Doubles	0	0

- ◆ Made three triples for nine points while adding four boards and four assists at South Alabama
- ◆ Had seven points and a career-high five assists in win at Ole Miss
- ◆ Notched eight points, four rebounds and a block in a win against Evansville
- ◆ Went 4-for-4 from three against Tennessee State
- ◆ Tallied eight points with a pair of triples against Murray and dished out three assists
- ◆ Earned a start in the exhibition against UNA, scoring nine points on a trio of triples and added two assists and a steal
- ◆ Played in 30 contests and made 14 starts as a sophomore before suffering a season-ending ankle injury prior to the postseason
- ◆ Averaged five points and 2.6 assists per contest last season and totaled 54 assists while logging a team-best 2.1 assist-to-turnover ratio

SIMPSON GAME-BY-GAME

Date	Opponent	Min	FG	3FG	FT	O-D-T	PF	A	TO	B	S	TP
11/11	Milligan	*19	1-4	0-1	0-0	0-2-2	2	1	0	0	0	2
11/15	Murray State	*32	2-3	2-2	2-4	0-3-3	1	3	1	0	0	8
11/19	Tennessee State	*26	4-4	4-4	0-0	0-2-2	1	1	0	0	0	12
11/22	Toledo	*27	3-5	1-3	0-0	0-5-5	3	0	0	0	1	7
11/25	vs. UNC Wilmington	*22	0-1	0-1	0-5	0-2-2	1	3	0	0	1	0
11/26	vs. Toledo	*30	0-2	0-1	2-2	0-2-2	2	2	0	0	2	2
11/27	vs. Evansville	*38	3-5	2-3	0-0	0-4-4	2	1	0	1	0	8
11/30	at Ole Miss	*39	3-7	1-4	0-0	0-1-1	2	5	0	0	1	7
12/3	at South Alabama	*34	3-6	3-6	0-0	1-3-4	3	4	4	0	1	9
12/8	Vanderbilt											
12/14	at Belmont											
12/17	at VCU											
12/21	Georgia State											
1/1	UAB											
1/5	at Rice											
1/7	at North Texas											
1/12	Marshall											
1/14	WKU											
1/19	at FIU											
1/21	at Florida Atlantic											
1/26	Southern Miss											
1/28	LA Tech											
2/2	at UTSA											
2/4	at UTEP											
2/9	Old Dominion											
2/11	Charlotte											
2/16	at WKU											
2/18	at Marshall											
2/26	at UAB											
3/2	FIU											
3/4	Florida Atlantic											

SIMPSON OVERALL CAREER STATS

Year	GP-GS	Min	Avg	FG-A	Pct	3FG-A	Pct	FT-A	Pct	Off-Def-Tot	Avg	PF-FO	A	TO	Blk	Stl	Pts	Avg
2014-15	35-9	524	15.0	36-96	.375	23-60	.383	8-17	.471	5-39-44	1.3	34-0	25	18	3	13	103	2.9
2015-16	30-14	651	21.7	51-137	.372	29-85	.341	19-39	.487	12-67-79	2.6	53-1	54	26	2	15	150	5.0
2016-17	9-9	267	29.7	19-37	.514	13-25	.520	4-11	.364	1-24-25	2.8	17-0	20	5	1	6	55	6.1
Total	74-32	1442	19.5	106-270	.393	65-170	.382	31-67	.463	18-130-148	2.0	104-1	99	49	6	34	308	4.2

SIMPSON C-USA CAREER STATS

Year	GP-GS	Min	Avg	FG-A	Pct	3FG-A	Pct	FT-A	Pct	Off-Def-Tot	Avg	PF-FO	A	TO	Blk	Stl	Pts	Avg
2014-15	17-2	232	13.6	14-36	.389	10-26	.385	3-5	.600	4-20-24	1.4	16-0	12	6	1	7	41	2.4
2015-16	18-6	360	20.0	28-80	.350	17-50	.340	9-20	.450	9-40-49	2.7	34-1	31	16	2	8	82	4.6
2016-17	0-0	0	0.0	0-0	.000	0-0	.000	0-0	.000	0-0-0	0.0	0-0	0	0	0	0	0	0.0
Total	35-8	592	16.9	42-116	.362	27-76	.355	12-25	.480	13-60-73	2.1	50-1	43	22	3	15	123	3.5

14 >> CHASE MILLER

G // R-Fr. // 6-0 // 178

Dallas, Texas // Shelton HS

MILLER NOTEBOOK

- ◆ Notched his first career rebound in win against Milligan
- ◆ Saw action late in the exhibition against UNA, missing his only attempt from long range
- ◆ Redshirted in 2015-16



SEASON HIGHS

Points.....
 Field Goals.....
 3-PT Field Goals.....
 Free Throws.....
 Rebounds..... 1 vs. Milligan (11/11/16)
 Assists.....
 Blocks.....
 Steals.....
 Minutes..... 2 vs. Milligan (11/11/16)

CAREER HIGHS

Points.....
 Field Goals.....
 3-PT Field Goals.....
 Free Throws.....
 Rebounds..... 1 vs. Milligan (11/11/16)
 Assists.....
 Blocks.....
 Steals.....
 Minutes..... 2 vs. Milligan (11/11/16)

SUPERLATIVES

	Season	Career
10+ Point Games	0	0
20+ Point Games	0	0
10+ Rebound Games	0	0
Double-Doubles	0	0

MILLER GAME-BY-GAME

Date	Opponent	Min	FG	3FG	FT	O-D-T	PF	A	TO	B	S	TP
11/11	Milligan	2	0-1	0-1	0-0	0-1-1	0	0	0	0	0	0
11/15	Murray State				- DNP -							
11/19	Tennessee State				- DNP -							
11/22	Toledo	1	0-0	0-0	0-0	0-0-0	0	0	0	0	0	0
11/25	vs. UNC Wilmington				- DNP -							
11/26	vs. Toledo				- DNP -							
11/27	vs. Evansville				- DNP -							
11/30	at Ole Miss				- DNP -							
12/3	at South Alabama				- DNP -							
12/8	Vanderbilt											
12/14	at Belmont											
12/17	at VCU											
12/21	Georgia State											
1/1	UAB											
1/5	at Rice											
1/7	at North Texas											
1/12	Marshall											
1/14	WKU											
1/19	at FIU											
1/21	at Florida Atlantic											
1/26	Southern Miss											
1/28	LA Tech											
2/2	at UTSA											
2/4	at UTEP											
2/9	Old Dominion											
2/11	Charlotte											
2/16	at WKU											
2/18	at Marshall											
2/26	at UAB											
3/2	FIU											
3/4	Florida Atlantic											

MILLER OVERALL CAREER STATS

Year	GP-GS	Min	Avg	FG-A	Pct	3FG-A	Pct	FT-A	Pct	Off-Def-Tot	Avg	PF-FO	A	TO	Blk	Stl	Pts	Avg
2016-17	2-0	3	1.5	0-1	.000	0-1	.000	0-0	.000	0-1-1	0.5	0-0	0	0	0	0	0	0.0

MILLER C-USA CAREER STATS


Year	GP-GS	Min	Avg	FG-A	Pct	3FG-A	Pct	FT-A	Pct	Off-Def-Tot	Avg	PF-FO	A	TO	Blk	Stl	Pts	Avg
2016-17	0-0	0	0.0	0-0	.000	0-0	.000	0-0	.000	0-0-0	0.0	0-0	0	0	0	0	0	0.0

20 >> GIDDY POTTS

G // Jr. // 6-2 // 217

Athens, Ala. // Athens HS

POTTS NOTEBOOK



SEASON HIGHS

Points.....23 vs. Toledo (11/26/16)
 Field Goals.....9 vs. UNCW (11/25/16)
 3-PT Field Goals4 vs. Ole Miss (11/30/16)
 Free Throws.....5 vs. Murray State (11/15/16)
 Rebounds.....9 vs. Murray State (11/15/16)
 Assists.....8 vs. UNCW (11/25/16)
 Blocks.....1 (three times)
 Steals3 (twice)
 Minutes.....43 vs. Toledo (11/26/16)

CAREER HIGHS

Points.....29 at Charlotte (1/14/16)
 Field Goals.....10 (twice)
 3-PT Field Goals8 vs. Marshall (2/19/15)
 Free Throws.....6 vs. Auburn (12/12/15)
 Rebounds.....14 vs. South Alabama (12/5/15)
 Assists.....8 vs. UNCW (11/25/16)
 Blocks.....1 (16 times)
 Steals5 vs. UTSA (1/9/16)
 Minutes.....43 vs. Toledo (11/26/16)

SUPERLATIVES

	Season	Career
10+ Point Games	6	38
20+ Point Games	3	9
10+ Rebound Games	0	2
Double-Doubles	0	2

- ◆ Notched 13 points, five rebounds, four assists, two steals and a block at South Alabama
- ◆ Scored a game-high 20 points on 4-of-6 3-pointers in win at Ole Miss
- ◆ Had a season-high 23 points against Toledo
- ◆ Led all scorers with 22 points in the Challenge in Music City opener against UNCW and collected a career-high eight assists to go along with seven rebounds
- ◆ Collected nine points, six rebounds and three steals against Toledo
- ◆ Tallied 16 points and a team-high nine boards in the win against Murray State
- ◆ Scored 12 points and dished out a career-high seven assists against Milligan
- ◆ Led all scorers in the exhibition against UNA with 17 points, going 6-of-9 from the field and 5-of-8 from three
- ◆ Also tied for a game-high eight rebounds and added three assists

- ◆ Led the nation in 3-point percentage (.506) as a sophomore
- ◆ Was the Blue Raiders' leading scorer last season at 14.9 points per game

POTTS GAME-BY-GAME

Date	Opponent	Min	FG	3FG	FT	O-D-T	PF	A	TO	B	S	TP
11/11	Milligan	*28	5-11	2-6	0-0	1-6-7	1	7	0	1	1	12
11/15	Murray State	*28	5-14	1-6	5-5	3-6-9	4	1	0	0	2	16
11/19	Tennessee State	*26	2-8	0-3	1-4	0-3-3	4	1	3	0	1	5
11/22	Toledo	*27	4-6	0-1	1-2	0-6-6	0	1	1	0	3	9
11/25	vs. UNC Wilmington	*34	9-13	2-4	2-2	0-7-7	2	8	1	0	3	22
11/26	vs. Toledo	*43	8-16	3-6	4-6	0-7-7	4	2	0	0	0	23
11/27	vs. Evansville	*24	3-5	2-4	0-0	0-3-3	3	2	2	0	2	8
11/30	at Ole Miss	*35	7-9	4-6	2-2	0-2-2	3	4	1	1	0	20
12/3	at South Alabama	*34	4-10	3-7	2-2	1-4-5	2	4	1	1	2	13
12/8	Vanderbilt											
12/14	at Belmont											
12/17	at VCU											
12/21	Georgia State											
1/1	UAB											
1/5	at Rice											
1/7	at North Texas											
1/12	Marshall											
1/14	WKU											
1/19	at FIU											
1/21	at Florida Atlantic											
1/26	Southern Miss											
1/28	LA Tech											
2/2	at UTSA											
2/4	at UTEP											
2/9	Old Dominion											
2/11	Charlotte											
2/16	at WKU											
2/18	at Marshall											
2/26	at UAB											
3/2	FIU											
3/4	Florida Atlantic											

POTTS OVERALL CAREER STATS

Year	GP-GS	Min	Avg	FG-A	Pct	3FG-A	Pct	FT-A	Pct	Off-Def-Tot	Avg	PF-FO	A	TO	Blk	Stl	Pts	Avg
2014-15	36-21	649	18.0	80-213	.376	46-122	.377	31-41	.756	10-88-98	2.7	64-3	31	40	4	26	237	6.6
2015-16	28-27	812	29.0	139-282	.493	79-156	.506	61-80	.763	26-124-150	5.4	84-3	36	31	10	30	418	14.9
2016-17	9-9	279	31.0	47-92	.511	17-43	.395	17-23	.739	5-44-49	5.4	23-0	30	9	3	14	128	14.2
Total	73-57	1740	23.8	266-587	.453	142-321	.442	109-144	.757	41-256-297	4.1	171-6	97	80	17	70	783	10.7

POTTS C-USA CAREER STATS

Year	GP-GS	Min	Avg	FG-A	Pct	3FG-A	Pct	FT-A	Pct	Off-Def-Tot	Avg	PF-FO	A	TO	Blk	Stl	Pts	Avg
2014-15	18-11	390	21.7	62-147	.422	33-81	.407	21-29	.724	6-51-57	3.2	43-3	17	30	2	17	178	9.9
2015-16	14-14	395	28.2	73-159	.459	43-87	.494	23-36	.639	17-53-70	5.0	43-1	16	8	4	19	212	15.1
2016-17	0-0	0	0.0	0-0	.000	0-0	.000	0-0	.000	0-0-0	0.0	0-0	0	0	0	0	0	0.0
Total	32-25	785	24.5	135-306	.441	76-168	.452	44-65	.677	23-104-127	4.0	86-4	33	38	6	36	390	12.2

22 >> JACOREY WILLIAMS

F // R-Sr. // 6-8 // 220

Birmingham, Ala. // Arkansas // Central Park Christian



WILLIAMS NOTEBOOK

- ◆ Had a game-high 16 points and brought down seven boards at South Alabama
- ◆ Named the Challenge in Music City MVP, averaging 24.0 ppg and 7.3 rpg in the three-game tournament and was subsequently named C-USA Player of the Week
- ◆ Notched his first double-double as a Blue Raider with 25 points and a career-high 10 rebounds against Evansville
- ◆ Scored a career-high 31 points against Toledo on 12-of-17 shooting
- ◆ Collected a team-high 18 points and tied for a team-high six rebounds while adding three assists against Toledo
- ◆ Tallied a team-high 18 points and tied for a team-high six rebounds in just 20 minutes against TSU
- ◆ Led the Blue Raiders with 22 points in the win against Murray, giving him back-to-back 20-point games
- ◆ Had a 21-point outing in his Blue Raider debut against Milligan
- ◆ Started in the post against North Alabama, racking up 14 points, six rebounds and a game-high five assists
- ◆ Sat out in 2015-16 after transferring from Arkansas

SEASON HIGHS

Points..... 31 vs. Toledo (11/26/16)
 Field Goals..... 12 vs. Toledo (11/26/16)
 3-PT Field Goals .. 1 vs. Tennessee State (11/19/16)
 Free Throws..... 7 vs. Toledo (11/26/16)
 Rebounds..... 10 vs. Evansville (11/27/16)
 Assists..... 4 vs. Evansville (11/27/16)
 Blocks..... 1 (three times)
 Steals 3 vs. Tennessee State (11/19/16)
 Minutes..... 39 vs. UNCW (11/25/16)

CAREER HIGHS

Points..... 31 vs. Toledo (11/26/16)
 Field Goals..... 12 vs. Toledo (11/26/16)
 3-PT Field Goals .. 1 vs. Tennessee State (11/19/16)
 Free Throws..... 7 vs. Toledo (11/26/16)
 Rebounds..... 10 vs. Evansville (11/27/16)
 Assists..... 4 vs. Evansville (11/27/16)
 Blocks..... 1 (three times)
 Steals 3 vs. Tennessee State (11/19/16)
 Minutes..... 39 vs. UNCW (11/25/16)

SUPERLATIVES

	Season	Career
10+ Point Games	9	9
20+ Point Games	4	4
10+ Rebound Games	1	1
Double-Doubles	1	1

WILLIAMS GAME-BY-GAME


Date	Opponent	Min	FG	3FG	FT	O-D-T	PF	A	TO	B	S	TP
11/11	Milligan	*23	9-16	0-1	3-3	3-2-5	0	1	2	1	0	21
11/15	Murray State	*27	9-16	0-1	4-4	0-2-2	2	1	1	0	0	22
11/19	Tennessee State	*20	8-15	1-3	1-2	3-3-6	2	1	1	0	3	18
11/22	Toledo	*22	9-13	0-0	0-0	3-3-6	2	3	3	1	0	18
11/25	vs. UNC Wilmington	*39	8-12	0-0	0-2	0-5-5	1	0	4	0	1	16
11/26	vs. Toledo	*35	12-17	0-0	7-11	0-7-7	4	1	2	1	2	31
11/27	vs. Evansville	*36	11-18	0-0	3-5	3-7-10	1	4	4	0	2	25
11/30	at Ole Miss	*28	4-9	0-0	2-3	0-4-4	2	2	0	0	1	10
12/3	at South Alabama	*17	7-11	0-0	2-2	2-5-7	3	1	2	0	0	16
12/8	Vanderbilt											
12/14	at Belmont											
12/17	at VCU											
12/21	Georgia State											
1/1	UAB											
1/5	at Rice											
1/7	at North Texas											
1/12	Marshall											
1/14	WKU											
1/19	at FIU											
1/21	at Florida Atlantic											
1/26	Southern Miss											
1/28	LA Tech											
2/2	at UTSA											
2/4	at UTEP											
2/9	Old Dominion											
2/11	Charlotte											
2/16	at WKU											
2/18	at Marshall											
2/26	at UAB											
3/2	FIU											
3/4	Florida Atlantic											

WILLIAMS OVERALL CAREER STATS

Year	GP-GS	Min	Avg	FG-A	Pct	3FG-A	Pct	FT-A	Pct	Off-Def-Tot	Avg	PF-FO	A	TO	Blk	Stl	Pts	Avg
2016-17	9-9	247	27.4	77-127	.606	1-5	.200	22-32	.688	14-38-52	5.8	17-0	14	19	3	9	177	19.7

WILLIAMS C-USA CAREER STATS

Year	GP-GS	Min	Avg	FG-A	Pct	3FG-A	Pct	FT-A	Pct	Off-Def-Tot	Avg	PF-FO	A	TO	Blk	Stl	Pts	Avg
2016-17	0-0	0	0.0	0-0	.000	0-0	.000	0-0	.000	0-0-0	0.0	0-0	0	0	0	0	0	0.0



24 >> QUAVIUS COPELAND

G // Jr. // 6-1 // 178

Greenville, S.C. // Gulf Coast State // Southside HS

COPELAND NOTEBOOK

- ◆ Scored six points off the bench against Toledo
- ◆ Notched three points and three assists against Milligan
- ◆ Pulled down three boards and dished out two assists in 19 minutes against UNA
- ◆ Earned eight starts as a sophomore and averaged 4.7 points per game while tallying 63 assists on the year

SEASON HIGHS

Points..... 6 vs. Toledo (11/22/16)
 Field Goals..... 2 vs. Toledo (11/22/16)
 3-PT Field Goals 1 (twice)
 Free Throws..... 2 (twice)
 Rebounds..... 2 vs. Toledo (11/22/16)
 Assists..... 3 vs. Milligan (11/11/16)
 Blocks..... 1 vs. UNCW (11/25/16)
 Steals 1 vs. UNCW (11/25/16)
 Minutes..... 15 vs. Milligan (11/11/16)

CAREER HIGHS

Points..... 16 at Marshall (1/28/16)
 Field Goals..... 8 at Marshall (1/28/16)
 3-PT Field Goals 1 (13 times)
 Free Throws..... 4 (twice)
 Rebounds..... 4 vs. Auburn (12/12/15)
 Assists..... 6 vs. North Texas (1/21/16)
 Blocks..... 1 vs. UNCW (11/25/16)
 Steals 2 (twice)
 Minutes..... 25 vs. South Dakota St. (12/27/15)

SUPERLATIVES

	Season	Career
10+ Point Games	0	4
20+ Point Games	0	0
10+ Rebound Games	0	0
Double-Doubles	0	0

COPELAND GAME-BY-GAME

Date	Opponent	Min	FG	3FG	FT	O-D-T	PF	A	TO	B	S	TP
11/11	Milligan	15	1-3	1-3	0-0	0-0-0	1	3	0	0	0	3
11/15	Murray State	14	1-2	0-1	0-0	0-1-1	1	1	2	0	0	2
11/19	Tennessee State	12	1-2	1-1	0-0	0-1-1	2	1	1	0	0	3
11/22	Toledo	13	2-2	0-0	2-4	0-2-2	1	1	0	0	0	6
11/25	vs. UNC Wilmington	9	0-2	0-0	2-2	0-0-0	0	1	3	1	1	2
11/26	vs. Toledo	5	0-0	0-0	0-0	0-1-1	1	0	0	0	0	0
11/27	vs. Evansville	4	0-0	0-0	0-0	0-1-1	1	1	0	0	0	0
11/30	at Ole Miss					- DNP -						
12/3	at South Alabama	2	0-0	0-0	0-1	0-0-0	1	0	0	0	0	0
12/8	Vanderbilt											
12/14	at Belmont											
12/17	at VCU											
12/21	Georgia State											
1/1	UAB											
1/5	at Rice											
1/7	at North Texas											
1/12	Marshall											
1/14	WKU											
1/19	at FIU											
1/21	at Florida Atlantic											
1/26	Southern Miss											
1/28	LA Tech											
2/2	at UTSA											
2/4	at UTEP											
2/9	Old Dominion											
2/11	Charlotte											
2/16	at WKU											
2/18	at Marshall											
2/26	at UAB											
3/2	FIU											
3/4	Florida Atlantic											

COPELAND OVERALL CAREER STATS

Year	GP-GS	Min	Avg	FG-A	Pct	3FG-A	Pct	FT-A	Pct	Off-Def-Tot	Avg	PF-FO	A	TO	Blk	Stl	Pts	Avg
2015-16	35-8	524	15.0	66-158	.418	11-46	.239	22-34	.647	2-30-32	0.9	41-0	63	53	0	13	165	4.7
2016-17	8-0	74	9.3	5-11	.455	2-5	.400	4-7	.571	0-6-6	0.8	8-0	8	6	1	1	16	2.0
Total	43-8	598	13.9	71-169	.420	13-51	.255	26-41	.634	2-36-38	0.9	49-0	71	59	1	14	181	4.2

COPELAND C-USA CAREER STATS

Year	GP-GS	Min	Avg	FG-A	Pct	3FG-A	Pct	FT-A	Pct	Off-Def-Tot	Avg	PF-FO	A	TO	Blk	Stl	Pts	Avg
2015-16	18-2	249	13.8	33-77	.429	5-20	.250	9-10	.900	0-13-13	0.7	22-0	32	17	0	4	80	4.4
2016-17	0-0	0	0.0	0-0	.000	0-0	.000	0-0	.000	0-0-0	0.0	0-0	0	0	0	0	0	0.0
Total	18-2	249	13.8	33-77	.429	5-20	.250	9-10	.900	0-13-13	0.7	22-0	32	17	0	4	80	4.4

25 >> KARL GAMBLE

F // So. // 6-9 // 228

Columbia, S.C. // A.C. Flora HS

GAMBLE NOTEBOOK



SEASON HIGHS

Points..... 10 vs. Milligan (11/11/16)
 Field Goals..... 3 vs. Milligan (11/11/16)
 3-PT Field Goals
 Free Throws..... 4 vs. Milligan (11/11/16)
 Rebounds..... 4 vs. Murray State (11/15/16)
 Assists..... 2 vs. Milligan (11/11/16)
 Blocks..... 2 (twice)
 Steals 2 vs. Tennessee State (11/19/16)
 Minutes..... 12 vs. Tennessee State (11/19/16)

CAREER HIGHS

Points..... 10 vs. Milligan (11/11/16)
 Field Goals..... 3 (twice)
 3-PT Field Goals
 Free Throws..... 4 vs. Milligan (11/11/16)
 Rebounds..... 5 vs. South Alabama (12/5/15)
 Assists..... 2 vs. Milligan (11/11/16)
 Blocks..... 2 (twice)
 Steals 2 vs. Tennessee State (11/19/16)
 Minutes..... 14 vs. South Alabama (12/5/15)

SUPERLATIVES

	Season	Career
10+ Point Games	1	1
20+ Point Games	0	0
10+ Rebound Games	0	0
Double-Doubles	0	0

- ◆ Logged two blocks for the second consecutive game against Toledo
- ◆ Had his first multi-block and multi-steal game of his career in his first ever start against Tennessee State
- ◆ Notched four points and four rebounds in just seven minutes off the bench against Murray State
- ◆ Tallied his first career double-digit outing in the season-opening win against Milligan
- ◆ Came off the bench for five points, two rebounds and two steals against North Alabama
- ◆ Played in 32 games as a true freshman, averaging 0.9 points and 1.1 rebounds in limited action

GAMBLE GAME-BY-GAME

Date	Opponent	Min	FG	3FG	FT	O-D-T	PF	A	TO	B	S	TP
11/11	Milligan	11	3-3	0-0	4-7	1-1-2	1	2	0	1	0	10
11/15	Murray State	8	2-4	0-0	0-0	2-2-4	1	1	0	0	0	4
11/19	Tennessee State	*12	1-3	0-0	0-2	0-1-1	2	0	0	2	2	2
11/22	Toledo	10	1-4	0-0	0-0	0-1-1	3	0	0	2	0	2
11/25	vs. UNC Wilmington	7	0-0	0-0	2-4	1-0-1	1	0	1	0	0	2
11/26	vs. Toledo	2	0-2	0-0	0-0	0-1-1	3	0	0	0	0	0
11/27	vs. Evansville	10	1-1	0-0	1-1	1-2-3	1	0	0	0	0	3
11/30	at Ole Miss	9	1-4	0-0	0-0	0-2-2	2	0	0	0	0	2
12/3	at South Alabama	2	0-1	0-1	0-0	0-0-0	0	0	0	1	0	0
12/8	Vanderbilt											
12/14	at Belmont											
12/17	at VCU											
12/21	Georgia State											
1/1	UAB											
1/5	at Rice											
1/7	at North Texas											
1/12	Marshall											
1/14	WKU											
1/19	at FIU											
1/21	at Florida Atlantic											
1/26	Southern Miss											
1/28	LA Tech											
2/2	at UTSA											
2/4	at UTEP											
2/9	Old Dominion											
2/11	Charlotte											
2/16	at WKU											
2/18	at Marshall											
2/26	at UAB											
3/2	FIU											
3/4	Florida Atlantic											

GAMBLE OVERALL CAREER STATS

Year	GP-GS	Min	Avg	FG-A	Pct	3FG-A	Pct	FT-A	Pct	Off-Def-Tot	Avg	PF-FO	A	TO	Blk	Stl	Pts	Avg
2015-16	32-0	136	4.3	10-30	.333	0-0	.000	10-23	.435	13-21-34	1.1	28-0	0	8	5	1	30	0.9
2016-17	9-1	71	7.9	9-22	.409	0-1	.000	7-14	.500	5-10-15	1.7	14-0	3	1	6	2	25	2.8
Total	41-1	207	5.0	19-52	.365	0-1	.000	17-37	.459	18-31-49	1.2	42-0	3	9	11	3	55	1.3

GAMBLE C-USA CAREER STATS

Year	GP-GS	Min	Avg	FG-A	Pct	3FG-A	Pct	FT-A	Pct	Off-Def-Tot	Avg	PF-FO	A	TO	Blk	Stl	Pts	Avg
2015-16	16-0	59	3.7	7-15	.467	0-0	.000	6-12	.500	7-9-16	1.0	13-0	0	2	1	0	20	1.3
2016-17	0-0	0	0.0	0-0	.000	0-0	.000	0-0	.000	0-0-0	0.0	0-0	0	0	0	0	0	0.0
Total	16-0	59	3.7	7-15	.467	0-0	.000	6-12	.500	7-9-16	1.0	13-0	0	2	1	0	20	1.3

30 >> REGGIE UPSHAW

F // Sr. // 6-8 // 228

Chattanooga, Tenn. // Baylor School

UPSHAW NOTEBOOK



SEASON HIGHS

Points..... 21 vs. Milligan (11/11/16)
 Field Goals..... 9 vs. Milligan (11/11/16)
 3-PT Field Goals 2 vs. Ole Miss (11/30/16)
 Free Throws..... 4 (four times)
 Rebounds..... 13 vs. Milligan (11/11/16)
 Assists..... 8 vs. Ole Miss (11/30/16)
 Blocks..... 3 vs. Toledo (11/22/16)
 Steals 3 (twice)
 Minutes..... 39 vs. Toledo (11/26/16)

CAREER HIGHS

Points..... 32 vs. Trevecca (12/30/15)
 Field Goals..... 13 vs. Trevecca (12/30/15)
 3-PT Field Goals 3 (four times)
 Free Throws..... 9 at UTEP (1/31/15)
 Rebounds..... 13 (five times)
 Assists..... 8 vs. Ole Miss (11/30/16)
 Blocks..... 3 (10 times)
 Steals 4 (twice)
 Minutes..... 48 at UAB (2/28/15)

SUPERLATIVES

	Season	Career
10+ Point Games	8	63
20+ Point Games	1	9
10+ Rebound Games	2	22
Double-Doubles	2	16

- ◆ Had 13 points, seven rebounds, six assists and three steals at South Alabama
- ◆ Collected his 16th career double-double with 15 points and 10 rebounds while adding a career-high eight assists at Ole Miss
- ◆ Added 33 points to his career point total during the Challenge in Music City to move into the Top 20 at MT
- ◆ Scored 16 points against Toledo and notched his 10th career three-block outing
- ◆ Tallied 13 points, six rebounds, five assists and two blocks against Tennessee State
- ◆ Totaled 15 points and eight rebounds in Blue Raider win against Murray
- ◆ Notched his 15th career double-double with 21 points and 13 rebounds against Milligan
- ◆ Went 5-of-8 against UNA and totaled 13 points, four rebounds and three assists

- ◆ Started all 35 contests as a junior, averaging 13.7 points per game while leading the team in rebounding (8.5), assists (7.6) and steals (5.1)
- ◆ Joined MT's 1,000-point club against Marshall on March 12 in the C-USA semifinals

UPSHAW GAME-BY-GAME

Date	Opponent	Min	FG	3FG	FT	O-D-T	PF	A	TO	B	S	TP
11/11	Milligan	*25	9-11	0-0	3-3	4-9-13	2	4	2	0	1	21
11/15	Murray State	*32	6-12	0-1	3-3	2-6-8	1	3	1	2	1	15
11/19	Tennessee State	*34	4-10	1-4	4-8	3-3-6	5	5	2	2	0	13
11/22	Toledo	*23	6-11	0-2	4-5	1-4-5	2	2	0	3	1	16
11/25	vs. UNC Wilmington	*22	4-5	0-0	4-7	1-3-4	4	1	3	1	1	12
11/26	vs. Toledo	*39	2-12	0-2	3-6	2-3-5	2	4	1	0	3	7
11/27	vs. Evansville	*38	5-12	0-3	4-5	1-3-4	4	3	0	2	1	14
11/30	at Ole Miss	*36	6-10	2-3	1-2	3-7-10	3	8	2	0	2	15
12/3	at South Alabama	*37	5-10	1-4	2-4	2-5-7	2	6	2	1	3	13
12/8	Vanderbilt											
12/14	at Belmont											
12/17	at VCU											
12/21	Georgia State											
1/1	UAB											
1/5	at Rice											
1/7	at North Texas											
1/12	Marshall											
1/14	WKU											
1/19	at FIU											
1/21	at Florida Atlantic											
1/26	Southern Miss											
1/28	LA Tech											
2/2	at UTSA											
2/4	at UTEP											
2/9	Old Dominion											
2/11	Charlotte											
2/16	at WKU											
2/18	at Marshall											
2/26	at UAB											
3/2	FIU											
3/4	Florida Atlantic											

UPSHAW OVERALL CAREER STATS

Year	GP-GS	Min	Avg	FG-A	Pct	3FG-A	Pct	FT-A	Pct	Off-Def-Tot	Avg	PF-FO	A	TO	Blk	Stl	Pts	Avg
2013-14	33-20	676	20.5	83-181	.459	12-42	.286	32-62	.516	38-78-116	3.5	73-0	39	29	15	25	210	6.4
2014-15	36-24	1048	29.1	131-298	.440	15-52	.288	81-125	.648	68-183-251	7.0	81-3	57	65	35	35	358	9.9
2015-16	35-35	1090	31.1	185-372	.497	27-71	.380	83-168	.494	103-195-298	8.5	81-0	76	64	29	51	480	13.7
2016-17	9-9	286	31.8	47-93	.505	4-19	.211	28-43	.651	19-43-62	6.9	25-1	36	13	11	13	126	14.0
Total	113-88	3100	27.4	446-944	.472	58-184	.315	224-398	.563	228-499-727	6.4	260-4	208	171	90	124	1174	10.4


UPSHAW C-USA CAREER STATS

Year	GP-GS	Min	Avg	FG-A	Pct	3FG-A	Pct	FT-A	Pct	Off-Def-Tot	Avg	PF-FO	A	TO	Blk	Stl	Pts	Avg
2013-14	16-15	340	21.3	38-77	.494	6-18	.333	15-30	.500	17-32-49	3.1	36-0	21	17	8	18	97	6.1
2014-15	18-11	539	29.9	73-155	.471	11-31	.355	50-69	.725	32-101-133	7.4	37-2	30	33	17	17	207	11.5
2015-16	18-18	568	31.6	89-192	.464	16-41	.390	44-91	.484	55-107-162	9.0	36-0	41	30	15	29	238	13.2
2016-17	0-0	0	0.0	0-0	.000	0-0	.000	0-0	.000	0-0-0	0.0	0-0	0	0	0	0	0	0.0
Total	52-44	1447	27.8	200-424	.472	33-90	.367	109-190	.574	104-240-344	6.6	109-2	92	80	40	64	542	10.4

31 >> STEPHEN STRACHAN

G // R-Jr. // 6-2 // 200

Nassau, Bahamas // Moberly Area CC // Potters House Christian Academy



STRACHAN NOTEBOOK

- ◆ Missed time after seeing the floor in the opener due to a knee injury
- ◆ Redshirted in 2015-16 after transferring from Moberly Area CC

SEASON HIGHS

Points.....
 Field Goals.....
 3-PT Field Goals.....
 Free Throws.....
 Rebounds.....
 Assists.....
 Blocks.....
 Steals.....
 Minutes..... 4 vs. Milligan (11/11/16)

CAREER HIGHS

Points.....
 Field Goals.....
 3-PT Field Goals.....
 Free Throws.....
 Rebounds.....
 Assists.....
 Blocks.....
 Steals.....
 Minutes..... 4 vs. Milligan (11/11/16)

SUPERLATIVES

	Season	Career
10+ Point Games	0	0
20+ Point Games	0	0
10+ Rebound Games	0	0
Double-Doubles	0	0

STRACHAN GAME-BY-GAME

Date	Opponent	Min	FG	3FG	FT	O-D-T	PF	A	TO	B	S	TP
11/11	Milligan	4	0-0	0-0	0-0	0-0-0	0	0	0	0	0	0
11/15	Murray State				- DNP -							
11/19	Tennessee State				- DNP -							
11/22	Toledo				- DNP -							
11/25	vs. UNC Wilmington				- DNP -							
11/26	vs. Toledo				- DNP -							
11/27	vs. Evansville				- DNP -							
11/30	at Ole Miss				- DNP -							
12/3	at South Alabama				- DNP -							
12/8	Vanderbilt											
12/14	at Belmont											
12/17	at VCU											
12/21	Georgia State											
1/1	UAB											
1/5	at Rice											
1/7	at North Texas											
1/12	Marshall											
1/14	WKU											
1/19	at FIU											
1/21	at Florida Atlantic											
1/26	Southern Miss											
1/28	LA Tech											
2/2	at UTSA											
2/4	at UTEP											
2/9	Old Dominion											
2/11	Charlotte											
2/16	at WKU											
2/18	at Marshall											
2/26	at UAB											
3/2	FIU											
3/4	Florida Atlantic											

STRACHAN OVERALL CAREER STATS

Year	GP-GS	Min	Avg	FG-A	Pct	3FG-A	Pct	FT-A	Pct	Off-Def-Tot	Avg	PF-FO	A	TO	Blk	Stl	Pts	Avg
2016-17	1-0	4	4.0	0-0	.000	0-0	.000	0-0	.000	0-0-0	0.0	0-0	0	0	0	0	0	0.0

STRACHAN C-USA CAREER STATS

Year	GP-GS	Min	Avg	FG-A	Pct	3FG-A	Pct	FT-A	Pct	Off-Def-Tot	Avg	PF-FO	A	TO	Blk	Stl	Pts	Avg
2016-17	0-0	0	0.0	0-0	.000	0-0	.000	0-0	.000	0-0-0	0.0	0-0	0	0	0	0	0	0.0


35 >> DAVION THOMAS

F // Fr. // 6-9 // 208

Columbus, Ga. // Northside HS

THOMAS NOTEBOOK

- ◆ Went 2-of-2 against UNA, totaling five points and two rebounds in just six minutes
- ◆ Scored 17 points per game at Northside HS and added 8.8 rebounds and 4.4 blocks per outing



SEASON HIGHS

Points.....
 Field Goals.....
 3-PT Field Goals.....
 Free Throws.....
 Rebounds.....
 Assists.....
 Blocks.....
 Steals.....
 Minutes.....

CAREER HIGHS

Points.....
 Field Goals.....
 3-PT Field Goals.....
 Free Throws.....
 Rebounds.....
 Assists.....
 Blocks.....
 Steals.....
 Minutes.....

SUPERLATIVES

	Season	Career
10+ Point Games	0	0
20+ Point Games	0	0
10+ Rebound Games	0	0
Double-Doubles	0	0

THOMAS GAME-BY-GAME

Date	Opponent	Min	FG	3FG	FT	O-D-T	PF	A	TO	B	S	TP
11/11	Milligan				- DNP -							
11/15	Murray State				- DNP -							
11/19	Tennessee State				- DNP -							
11/22	Toledo				- DNP -							
11/25	vs. UNC Wilmington				- DNP -							
11/26	vs. Toledo				- DNP -							
11/27	vs. Evansville				- DNP -							
11/30	at Ole Miss				- DNP -							
12/3	at South Alabama				- DNP -							
12/8	Vanderbilt											
12/14	at Belmont											
12/17	at VCU											
12/21	Georgia State											
1/1	UAB											
1/5	at Rice											
1/7	at North Texas											
1/12	Marshall											
1/14	WKU											
1/19	at FIU											
1/21	at Florida Atlantic											
1/26	Southern Miss											
1/28	LA Tech											
2/2	at UTSA											
2/4	at UTEP											
2/9	Old Dominion											
2/11	Charlotte											
2/16	at WKU											
2/18	at Marshall											
2/26	at UAB											
3/2	FIU											
3/4	Florida Atlantic											

THOMAS OVERALL CAREER STATS

Year	GP-GS	Min	Avg	FG-A	Pct	3FG-A	Pct	FT-A	Pct	Off-Def-Tot	Avg	PF-FO	A	TO	Blk	Stl	Pts	Avg
2016-17	0-0	0	0.0	0-0	.000	0-0	.000	0-0	.000	0-0-0	0.0	0-0	0	0	0	0	0	0.0

THOMAS C-USA CAREER STATS

Year	GP-GS	Min	Avg	FG-A	Pct	3FG-A	Pct	FT-A	Pct	Off-Def-Tot	Avg	PF-FO	A	TO	Blk	Stl	Pts	Avg
2016-17	0-0	0	0.0	0-0	.000	0-0	.000	0-0	.000	0-0-0	0.0	0-0	0	0	0	0	0	0.0

45 >> ALDONIS FOOTE

G/F // Sr. // 6-5 // 213

Peoria, Ill. // Trinity Valley CC // Peoria HS

FOOTE NOTEBOOK



SEASON HIGHS

Points..... 8 vs. Ole Miss (11/30/16)
 Field Goals..... 3 vs. Ole Miss (11/30/16)
 3-PT Field Goals
 Free Throws..... 2 (twice)
 Rebounds..... 4 vs. Milligan (11/11/16)
 Assists..... 1 (twice)
 Blocks.....
 Steals 2 vs. Ole Miss (11/30/16)
 Minutes..... 20 vs. Tennessee State (11/19/16)

CAREER HIGHS

Points..... 10 vs. Marshall (2/27/16)
 Field Goals..... 4 vs. Marshall (2/27/16)
 3-PT Field Goals 2 (twice)
 Free Throws..... 3 vs. Marshall (3/11/16)
 Rebounds..... 7 at FIU (3/5/16)
 Assists..... 2 (four times)
 Blocks..... 1 at Charlotte (1/14/16)
 Steals 2 vs. Ole Miss (11/30/16)
 Minutes..... 23 at FIU (3/5/16)

SUPERLATIVES

	Season	Career
10+ Point Games	0	1
20+ Point Games	0	0
10+ Rebound Games	0	0
Double-Doubles	0	0

- ◆ Totaled a season-high eight points in win at Ole Miss
- ◆ Scored six points and grabbed six rebounds against North Alabama
- ◆ Played in 29 contests as a junior, averaging 2.9 points and 2.1 rebounds in just 8.7 minutes per game
- ◆ Closed out the year averaging 5.4 points and 4.4 rebounds over the last eight games

FOOTE GAME-BY-GAME

Date	Opponent	Min	FG	3FG	FT	O-D-T	PF	A	TO	B	S	TP
11/11	Milligan	9	1-1	0-0	0-2	1-3-4	1	0	3	0	0	2
11/15	Murray State	11	1-2	0-0	2-3	1-1-2	2	0	0	0	0	4
11/19	Tennessee State	20	1-4	0-0	0-1	1-1-2	2	1	1	0	0	2
11/22	Toledo	12	1-7	0-0	0-0	2-0-2	2	0	0	0	1	2
11/25	vs. UNC Wilmington					- DNP -						
11/26	vs. Toledo	2	0-1	0-0	0-0	0-0-0	1	0	0	0	0	0
11/27	vs. Evansville	1	0-0	0-0	0-0	0-0-0	0	0	1	0	0	0
11/30	at Ole Miss	14	3-8	0-0	2-2	1-2-3	2	1	1	0	2	8
12/3	at South Alabama	10	0-1	0-0	0-0	0-1-1	2	0	1	0	0	0
12/8	Vanderbilt											
12/14	at Belmont											
12/17	at VCU											
12/21	Georgia State											
1/1	UAB											
1/5	at Rice											
1/7	at North Texas											
1/12	Marshall											
1/14	WKU											
1/19	at FIU											
1/21	at Florida Atlantic											
1/26	Southern Miss											
1/28	LA Tech											
2/2	at UTSA											
2/4	at UTEP											
2/9	Old Dominion											
2/11	Charlotte											
2/16	at WKU											
2/18	at Marshall											
2/26	at UAB											
3/2	FIU											
3/4	Florida Atlantic											

FOOTE OVERALL CAREER STATS

Year	GP-GS	Min	Avg	FG-A	Pct	3FG-A	Pct	FT-A	Pct	Off-Def-Tot	Avg	PF-FO	A	TO	Blk	Stl	Pts	Avg
2015-16	29-0	253	8.7	34-70	.486	4-11	.364	13-23	.565	17-45-62	2.1	47-1	13	15	1	11	85	2.9
2016-17	8-0	79	9.9	7-24	.292	0-0	.000	4-8	.500	6-8-14	1.8	12-0	2	7	0	3	18	2.3
Total	37-0	332	9.0	41-94	.436	4-11	.364	17-31	.548	23-53-76	2.1	59-1	15	22	1	14	103	2.8

FOOTE C-USA CAREER STATS

Year	GP-GS	Min	Avg	FG-A	Pct	3FG-A	Pct	FT-A	Pct	Off-Def-Tot	Avg	PF-FO	A	TO	Blk	Stl	Pts	Avg
2015-16	15-0	138	9.2	20-38	.526	4-8	.500	4-12	.333	10-27-37	2.5	26-1	6	10	1	5	48	3.2
2016-17	0-0	0	0.0	0-0	.000	0-0	.000	0-0	.000	0-0-0	0.0	0-0	0	0	0	0	0	0.0
Total	15-0	138	9.2	20-38	.526	4-8	.500	4-12	.333	10-27-37	2.5	26-1	6	10	1	5	48	3.2



Official Basketball Box Score -- Game Totals -- Final Statistics
Milligan vs Middle Tennessee
11/11/16 11:00 AM at Murfreesboro, Tenn.



Official Basketball Box Score -- Game Totals -- Final Statistics
Murray State vs Middle Tennessee
11/15/16 6:35 p.m. at Murfreesboro, Tenn.



Milligan 64 • 2-3

#	Player	Total			3-Ptr			Rebounds			PF	TP	A	TO	Blk	Stl	Min
		FG-FGA	FG-FGA	FT-FTA	FG-FGA	FG-FGA	FT-FTA	Off	Def	Tot							
21	Will Buckner	f	5-11	0-1	0-0	1	2	3	3	10	2	1	0	0	26		
22	Jacob Cawood	f	3-4	0-1	0-1	1	1	2	3	6	0	2	0	0	15		
02	Daxton Bostian	g	2-6	1-5	0-0	0	2	2	3	5	1	2	0	1	27		
03	David Casaday	g	1-9	1-8	0-0	0	3	3	3	3	1	3	0	1	20		
24	Tyler Nichols	g	2-6	1-3	2-2	1	0	1	3	7	1	1	2	2	23		
00	Aaron Levarity	g	3-5	1-2	0-0	0	0	0	1	7	0	0	1	0	12		
04	Nathan Hastings	g	0-0	0-0	0-0	0	2	2	1	0	0	0	1	0	3		
10	Jacob Waldroop	g	0-0	0-0	0-0	0	1	1	0	0	0	1	0	0	3		
11	Cole Anderson	g	2-2	0-0	0-0	0	2	2	1	4	1	3	0	2	11		
12	Tyler Faulkenberry	g	1-9	1-8	0-0	1	0	1	0	3	0	0	0	1	12		
14	Mike Featherston	g	3-4	0-0	0-1	2	2	4	1	6	2	1	0	2	13		
35	Deandre Thomas	g	1-1	0-0	0-0	0	0	0	1	2	0	0	0	0	7		
41	Ike Ndulue	g	0-0	0-0	0-0	1	2	3	0	1	1	0	0	0	6		
42	Alex Biggerstaff	g	1-2	1-2	0-0	0	0	0	2	3	1	0	0	0	8		
44	Bo Bless	g	3-6	2-4	0-2	1	0	1	2	8	0	1	0	0	14		
	Team					3	1	4									
	Totals		27-65	8-34	2-6	11	18	29	27	64	10	16	4	9	200		

FG % 1st Half: 12-30 40.0% 2nd half: 15-35 42.9% Game: 27-65 41.5%
 3FG % 1st Half: 3-14 21.4% 2nd half: 5-20 25.0% Game: 8-34 23.5%
 FT % 1st Half: 2-4 50.0% 2nd half: 0-2 0.0% Game: 2-6 33.3%

Middle Tennessee 102 • 1-0

#	Player	Total			3-Ptr			Rebounds			PF	TP	A	TO	Blk	Stl	Min
		FG-FGA	FG-FGA	FT-FTA	FG-FGA	FG-FGA	FT-FTA	Off	Def	Tot							
22	WILLIAMS, JaCorey	f	9-16	0-1	3-3	3	2	5	0	21	1	2	1	0	23		
30	UPSHAW, Reggie	f	9-11	0-0	3-3	4	9	13	2	21	4	2	0	1	25		
00	DIXON, Tyrik	g	0-3	0-2	0-0	0	1	1	2	0	3	1	0	1	17		
11	SIMPSON, Edward	g	1-4	0-1	0-0	0	2	2	2	1	0	0	0	0	19		
20	POTTS, Giddy	g	5-11	2-6	0-0	1	6	7	1	12	7	0	1	1	28		
01	WALTERS, Brandon	g	5-8	0-0	1-2	4	3	7	1	11	0	0	0	1	15		
02	JOHNSON, Antwain	g	4-8	1-2	8-12	1	3	4	2	17	2	1	0	0	17		
04	HABERSHAM, Xavier	g	1-1	1-1	0-0	0	1	1	0	3	0	2	0	0	15		
14	MILLER, Chase	g	0-1	0-1	0-0	0	1	1	0	0	0	0	0	0	2		
24	COPELAND, Quavius	g	1-3	1-3	0-0	0	0	0	1	3	3	0	0	0	15		
25	GAMBLE, Karl	g	3-3	0-0	4-7	1	1	2	1	10	2	0	1	0	11		
31	STRACHAN, Stephen	g	0-0	0-0	0-0	0	0	0	0	0	0	0	0	0	4		
45	FOOTE, Aldonis	g	1-1	0-0	0-2	1	3	4	1	2	0	3	0	0	9		
	Team					2	0	2									
	Totals		39-70	5-17	19-29	17	32	49	13	102	23	12	3	4	200		

FG % 1st Half: 19-35 54.3% 2nd half: 20-35 57.1% Game: 39-70 55.7%
 3FG % 1st Half: 3-10 30.0% 2nd half: 2-7 28.6% Game: 5-17 29.4%
 FT % 1st Half: 10-15 66.7% 2nd half: 9-14 64.3% Game: 19-29 65.5%

Officials: Barry Mathis, Coy Gammon, Dallas Maxwell
 Technical fouls: Milligan-None. Middle Tennessee-None.
 Attendance: 6020

Score by periods	1st	2nd	Total
Milligan	29	35	64
Middle Tennessee	51	51	102

Last FG - MILL 2nd-00:38, MT 2nd-00:10.
 Largest lead - MILL None, MT by 39 2nd-09:21.
 Score tied - 0 times.
 Lead changed - 0 times.



Official Basketball Box Score -- Game Totals -- Final Statistics
Tennessee State vs Middle Tennessee
11/19/16 6:30 p.m. at Murfreesboro, Tenn.



Official Basketball Box Score -- Game Totals -- Final Statistics
TOLEDO vs Middle Tennessee
11/22/16 6:30 p.m. at Murfreesboro, Tenn.



Tennessee State 74 • 4-0

#	Player	Total			3-Ptr			Rebounds			PF	TP	A	TO	Blk	Stl	Min
		FG-FGA	FG-FGA	FT-FTA	FG-FGA	FG-FGA	FT-FTA	Off	Def	Tot							
04	HAMILTON, K.	f	1-1	0-0	0-0	0	0	0	3	2	1	0	1	0	11		
33	MARTIN, Wayne	f	9-13	1-1	3-4	3	10	13	2	22	1	2	1	0	36		
03	REED, Jordan	g	7-11	0-0	9-10	3	6	9	1	23	0	3	0	0	36		
05	McCALL, Tahjere	g	4-7	0-1	8-11	0	6	6	2	16	3	3	1	0	30		
14	REDDICK, Darreon	g	2-7	1-4	3-5	0	1	1	2	8	0	1	0	0	33		
00	CHANEY, Armani	g	1-5	1-1	0-0	0	2	2	2	3	4	0	2	23			
01	SPENCER, Delano	g	0-2	0-2	0-0	0	1	1	3	0	1	0	0	0	16		
15	WILLIAMS, Xavier	g	0-0	0-0	0-0	0	0	0	0	0	0	0	0	0	2		
21	MEKOWULU, Christian	g	0-1	0-0	0-0	0	0	0	2	0	2	1	0	0	13		
	Team					4	0	4									
	Totals		24-47	3-9	23-30	10	26	36	17	74	9	16	4	2	200		

FG % 1st Half: 11-27 40.7% 2nd half: 13-20 65.0% Game: 24-47 51.1%
 3FG % 1st Half: 1-6 16.7% 2nd half: 2-3 66.7% Game: 3-9 33.3%
 FT % 1st Half: 5-8 62.5% 2nd half: 18-22 81.8% Game: 23-30 76.7%

Middle Tennessee 63 • 2-1

#	Player	Total			3-Ptr			Rebounds			PF	TP	A	TO	Blk	Stl	Min
		FG-FGA	FG-FGA	FT-FTA	FG-FGA	FG-FGA	FT-FTA	Off	Def	Tot							
22	WILLIAMS, JaCorey	f	8-15	1-3	1-2	3	3	6	2	18	1	1	0	3	20		
25	GAMBLE, Karl	f	1-3	0-0	0-2	0	1	1	2	2	0	0	2	2	12		
30	UPSHAW, Reggie	f	4-10	1-4	4-8	3	3	6	5	13	5	2	2	0	34		
11	SIMPSON, Edward	g	4-4	4-4	0-0	0	2	2	1	12	1	0	0	0	26		
20	POTTS, Giddy	g	2-8	0-3	1-4	0	3	3	4	5	1	3	0	1	26		
00	DIXON, Tyrik	g	0-1	0-1	0-0	0	0	0	1	0	0	0	0	0	3		
01	WALTERS, Brandon	g	0-0	0-0	0-0	0	0	0	4	0	0	3	0	0	4		
02	JOHNSON, Antwain	g	2-5	1-3	1-2	0	0	0	1	6	2	1	0	1	21		
04	HABERSHAM, Xavier	g	1-4	0-3	0-0	0	0	0	2	2	1	1	0	0	22		
24	COPELAND, Quavius	g	1-2	1-1	0-0	0	1	1	2	3	1	1	0	0	12		
45	FOOTE, Aldonis	g	1-4	0-0	0-1	1	1	2	2	1	1	0	0	0	20		
	Team					3	1	4									
	Totals		24-56	8-22	7-19	10	15	25	26	63	13	13	4	7	200		

FG % 1st Half: 10-25 40.0% 2nd half: 14-31 45.2% Game: 24-56 42.9%
 3FG % 1st Half: 4-12 33.3% 2nd half: 4-10 40.0% Game: 8-22 36.4%
 FT % 1st Half: 6-13 46.2% 2nd half: 1-6 16.7% Game: 7-19 36.8%

Officials: James Breeding, Olandis Poole, Trey Styons
 Technical fouls: Tennessee State-None. Middle Tennessee-None.
 Attendance: 4830

Score by periods	1st	2nd	Total
Tennessee State	28	46	74
Middle Tennessee	30	33	63

Last FG - TSUMB 2nd-04:18, MT 2nd-00:23.
 Largest lead - TSUMB by 11 2nd-00:35, MT by 7 1st-07:02.
 TSUMB led for 08:31. MT led for 29:10. Game was tied for 02:19.
 Score tied - 2 times.
 Lead changed - 5 times.

Murray State 81 • 1-1

#	Player	Total			3-Ptr			Rebounds			PF	TP	A	TO	Blk	Stl	Min
		FG-FGA	FG-FGA	FT-FTA	FG-FGA	FG-FGA	FT-FTA	Off	Def	Tot							
00	MILLER JR., Terrell	f	4-14	2-8	2-2	5	4	9	3	12	2	3	0	0	34		
04	SANCHIIOUS, Brion	f	2-3	0-0	0-0	2	2	4	4	4	0	1	0	0	28		
02	STARK, Jonathan	g	8-16	4-11	3-4	0	6	6	2	23	8	4	0	1	36		
11	CROAKER, Damarcus	g	8-13	4-6	3-3	2	5	7	3	23	1	1	0	1	37		
32	JONES, Bryce	g	4-11	1-6	8-9	0	3	3	2	17	4	2	1	3	35		
01	GRACE, Jerami	g	0-3	0-2	0-0	1	2	3	2	0	1	0	0	0	13		
22	THOMAS JR., Gilbert	g	0-1	0-0	0-0	0	1	1	1	0	0	0	0	0	5		
40	DUPREE, Jalen	g	1-2	0-0	0-1	0	0	0	2	2	0	0	1	0	12		
	Team					1	0	1									
	Totals		27-63	11-33	16-19	11	23	34	19	81	16	11	2	5	200		

FG % 1st Half: 12-29 41.4% 2nd half: 15-34 44.1% Game: 27-63 42.9%
 3FG % 1st Half: 5-17 29.4% 2nd half: 6-16 37.5% Game: 11-33 33.3%
 FT % 1st Half: 10-11 90.9% 2nd half: 6-8 75.0% Game: 16-19 84.2%

Middle Tennessee 87 • 2-0

#	Player	Total			3-Ptr			Rebounds			PF	TP	A	TO	Blk	Stl	Min
		FG-FGA	FG-FGA	FT-FTA	FG-FGA	FG-FGA	FT-FTA	Off	Def	Tot							
22	WILLIAMS, JaCorey	f	9-16	0-1	4-4	0	2	2	2	22	1	1	0	0	27		
30	UPSHAW, Reggie	f	6-12	0-1	3-3	2	6	8	1	15	3	1	2	1	32		
00	DIXON, Tyrik	g	0-4	0-2	0-0	1	0	1	0	0	1	0	0	0	11		
11	SIMPSON, Edward	g	2-3	2-2	2-4	0	3	3	1	8	3	1	0	0	32		
20	POTTS, Giddy	g	5-14	1-6	5-5	3	6	9	4	16	1	0	0	2	28		
01	WALTERS, Brandon	g	1-1	0-0	0-1	2	1	3	2	2	0	2	1	0	6		
02	JOHNSON, Antwain	g	1-3	0-2	0-0	0	0	0	2	2	0	0	0	0	9		
04	HABERSHAM, Xavier	g	4-4	3-3													



UNC-Wilmington 63 • 3-1

#	Player	Total		3-Ptr		Rebounds			PF	TP	A	TO	Blk	Stl	Min
		FG-FGA	FG-FGA	FT-FTA	Off	Def	Tot								
01	Flemmings, Chris	* 4-15	2-9	4-6	1	2	3	1	14	2	1	1	0	40	
02	Richmond, JaQuel	* 0-1	0-0	0-0	0	1	1	4	0	1	1	0	0	11	
10	Ingram, Denzel	* 7-20	5-15	0-0	1	1	2	0	19	2	7	0	1	40	
12	Bryce, C.J.	* 3-9	0-4	0-0	1	4	5	2	6	4	3	0	0	29	
15	Cacok, Devontae	* 2-4	0-0	2-2	6	4	10	4	6	0	0	0	0	14	
00	Mosley, Ambrose	3-7	2-6	0-0	2	1	3	4	8	2	4	0	2	29	
05	Fornes, Jaylen	1-3	1-2	2-2	1	0	1	2	5	1	1	0	0	11	
13	Ogobodo, Chuck	1-3	0-0	3-3	2	1	3	1	5	1	0	1	0	9	
21	Bryan, Marcus	0-0	0-0	0-0	0	0	0	4	0	0	0	0	0	17	
	Team				2	2	4								
	Totals	21-62	10-36	11-13	16	16	32	22	63	13	18	2	3	200	

FG % 1st Half: 8-28 28.6% 2nd half: 13-34 38.2% Game: 21-62 33.9% Deadball Rebounds 1
 3FG % 1st Half: 5-19 26.3% 2nd half: 5-17 29.4% Game: 10-36 27.8%
 FT % 1st Half: 8-9 88.9% 2nd half: 3-4 75.0% Game: 11-13 84.6%

Middle Tennessee 68 • 4-1

#	Player	Total		3-Ptr		Rebounds			PF	TP	A	TO	Blk	Stl	Min
		FG-FGA	FG-FGA	FT-FTA	Off	Def	Tot								
00	DIXON, Tyrik	* 1-3	0-1	3-4	0	3	3	0	5	1	3	0	3	27	
11	SIMPSON, Edward	* 0-1	0-1	0-5	0	2	2	1	0	3	0	0	1	22	
20	POTTS, Giddy	* 9-13	2-4	2-2	0	7	7	2	22	8	1	0	3	34	
22	WILLIAMS, JaCorey	* 8-12	0-0	0-2	0	5	5	1	16	0	4	0	1	39	
30	UPSHAW, Reggie	* 4-5	0-0	4-7	1	3	4	12	1	3	1	1	1	22	
01	WALTERS, Brandon	0-1	0-0	1-2	3	0	3	1	0	1	0	0	0	8	
02	JOHNSON, Antwain	0-1	0-1	0-2	0	1	1	2	0	0	0	0	1	8	
04	HABERSHAM, Xavier	2-2	2-2	2-2	1	3	4	3	8	1	0	0	1	24	
24	COPELAND, Quavius	0-2	0-0	2-2	0	0	0	2	1	3	1	1	1	9	
25	GAMBLE, Karl	0-0	0-0	2-4	1	0	1	2	0	1	0	0	0	7	
	Team				1	2	3	1							
	Totals	24-40	4-9	16-32	7	26	33	18	68	15	16	2	12	200	

FG % 1st Half: 13-19 68.4% 2nd half: 11-21 52.4% Game: 24-40 60.0% Deadball Rebounds 9
 3FG % 1st Half: 3-4 75.0% 2nd half: 1-5 20.0% Game: 4-9 44.4%
 FT % 1st Half: 6-18 33.3% 2nd half: 10-14 71.4% Game: 16-32 50.0%

Officials: Greg Rennegarbe, Coy Gammon, Steve Divine
 Technical fouls: UNC-Wilmington-None. Middle Tennessee-TEAM.
 Attendance: 1200

Score by periods	1st	2nd	Total
UNC-Wilmington	29	34	63
Middle Tennessee	35	33	68

	In	Off	2nd	Fast	Bench
	Paint	T/O	Chance	Break	
UNCW	14	15	9	2	18
MT	28	24	3	12	13

Last FG - UNCW 2nd-00:24, MT 2nd-00:15. Score tied - 8 times.
 Largest lead - UNCW by 6 1st-05:41, MT by 10 2nd-18:50. Lead changed - 6 times.
 UNCW led for 07:26. MT led for 27:18. Game was tied for 05:16.

Middle Tennessee 73 • 5-1

#	Player	Total		3-Ptr		Rebounds			PF	TP	A	TO	Blk	Stl	Min
		FG-FGA	FG-FGA	FT-FTA	Off	Def	Tot								
22	WILLIAMS, JaCorey	r 12-17	0-0	7-11	0	7	7	4	31	1	2	1	0	35	
30	UPSHAW, Reggie	f 2-12	0-2	3-6	2	3	5	2	7	4	1	0	3	39	
00	DIXON, Tyrik	g 0-0	0-0	0-1	0	0	0	1	0	0	0	0	0	18	
11	SIMPSON, Edward	g 0-2	0-1	2-2	0	2	2	2	2	2	0	0	2	30	
20	POTTS, Giddy	g 8-16	3-6	4-6	0	7	7	4	23	2	0	0	0	43	
01	WALTERS, Brandon	1-3	0-0	3-4	0	1	1	1	5	0	0	1	0	9	
02	JOHNSON, Antwain	0-1	0-1	0-0	0	1	1	2	0	0	1	0	0	9	
04	HABERSHAM, Xavier	2-2	0-0	1-1	0	0	0	3	5	2	0	0	0	33	
24	COPELAND, Quavius	0-0	0-0	0-0	0	1	1	1	0	0	0	0	0	5	
25	GAMBLE, Karl	0-2	0-0	0-0	0	1	1	3	0	0	0	0	0	2	
45	FOOTE, Aldonis	0-1	0-0	0-0	0	0	0	1	0	0	0	0	0	2	
	Team				1	2	3								
	Totals	25-56	3-10	20-31	3	25	28	24	73	11	4	2	7	225	

FG % 1st Half: 8-28 28.6% 2nd half: 13-22 59.1% OT: 4-6 66.7% Game: 25-56 44.6% Deadball Rebounds 5
 3FG % 1st Half: 1-6 16.7% 2nd half: 1-3 33.3% OT: 1-1 100.0% Game: 3-10 30.0%
 FT % 1st Half: 5-7 71.4% 2nd half: 12-18 66.7% OT: 3-6 50.0% Game: 20-31 64.5%

TOLEDO 70 • 3-3

#	Player	Total		3-Ptr		Rebounds			PF	TP	A	TO	Blk	Stl	Min
		FG-FGA	FG-FGA	FT-FTA	Off	Def	Tot								
23	TAYLOR JR, Steve	r 5-13	1-3	3-6	2	15	17	4	14	5	4	0	0	39	
30	KNAPKE, Luke	c 3-4	0-0	0-0	0	2	2	5	6	0	1	0	0	20	
01	WILLIAMS, Jonathan	g 4-14	2-9	5-6	0	4	4	4	15	2	5	0	0	42	
13	SANFORD, Jaelan	g 5-10	3-6	2-2	1	2	3	15	1	1	0	1	0	40	
25	LAUF, Jordan	g 1-2	1-1	4-6	3	8	11	2	7	1	0	0	0	37	
02	ADWAY, Taylor	0-0	0-0	0-0	0	1	1	2	0	0	2	0	0	3	
10	DZIERZAWSKI, Daniel	0-1	0-1	0-0	0	0	0	0	0	0	1	0	0	5	
12	ANTUNEZ, Lucas	0-0	0-0	0-0	0	0	0	0	0	0	0	0	0	3	
33	GARBER, Zach	0-0	0-0	6-6	1	1	2	5	6	0	2	0	0	13	
35	NAVIGATO, Nate	2-5	0-3	3-4	0	1	1	1	7	1	0	0	0	23	
	Team				1	0	1								
	Totals	20-49	7-23	23-30	8	34	42	26	70	10	16	0	1	225	

FG % 1st Half: 10-23 43.5% 2nd half: 8-20 40.0% OT: 2-6 33.3% Game: 20-49 40.8% Deadball Rebounds 3
 3FG % 1st Half: 2-9 22.2% 2nd half: 4-11 36.4% OT: 1-3 33.3% Game: 7-23 30.4%
 FT % 1st Half: 8-12 66.7% 2nd half: 11-12 91.7% OT: 4-6 66.7% Game: 23-30 76.7%

Officials: Barry Mathis, Craig Murley, Blake Harris
 Technical fouls: Middle Tennessee-None. TOLEDO-None.
 Attendance: 1200

Score by periods	1st	2nd	OT	Total
Middle Tennessee	22	39	12	73
TOLEDO	30	31	9	70

	In	Off	2nd	Fast	Bench
	Paint	T/O	Chance	Break	
MT	28	24	3	12	13
TOLEDO	24	1	8	4	10

Last FG - MT OT-01:50, TOLEDO OT-02:43. Score tied - 6 times.
 Largest lead - MT by 5 OT-04:09, TOLEDO by 11 01-14:14. Lead changed - 5 times.
 MT led for 07:43. TOLEDO led for 34:46. Game was tied for 02:26.



Evansville 55 • 2-4

#	Player	Total		3-Ptr		Rebounds			PF	TP	A	TO	Blk	Stl	Min
		FG-FGA	FG-FGA	FT-FTA	Off	Def	Tot								
00	Taylor, Ryan	* 8-13	3-7	3-4	0	1	1	2	22	1	2	0	0	34	
03	Brown, Jaylon	* 2-8	0-2	1-4	0	4	4	4	5	3	4	0	1	40	
14	Vucetic, Sergej	* 2-4	0-0	0-0	1	5	6	3	4	0	0	1	0	22	
23	Wiley, Willie	* 2-6	0-0	5-6	1	4	5	9	1	4	0	0	0	27	
25	Gibson, Duane	* 1-4	0-0	5-6	0	3	3	4	7	2	6	0	2	34	
02	Benzon, Christian	1-1	0-0	0-0	0	2	2	0	2	0	0	0	0	6	
05	Hainna, Solomon	0-1	0-0	0-0	0	1	1	0	0	0	0	0	0	4	
12	Smith, Dru	0-2	0-1	1-2	0	0	0	1	1	1	1	0	0	15	
15	Traore, Dalen	0-0	0-0	0-0	0	0	0	1	0	0	0	0	0	7	
44	Howard, David	1-1	0-0	3-5	2	4	6	2	5	0	0	1	0	11	
	Team				2	1	3								
	Totals	17-40	3-10	18-27	6	25	31	22	55	8	17	2	3	200	

FG % 1st Half: 8-20 40.0% 2nd half: 9-20 45.0% Game: 17-40 42.5% Deadball Rebounds 4
 3FG % 1st Half: 3-6 50.0% 2nd half: 0-4 0.0% Game: 3-10 30.0%
 FT % 1st Half: 10-11 90.9% 2nd half: 8-16 50.0% Game: 18-27 66.7%

Middle Tennessee 66 • 6-1

#	Player	Total		3-Ptr		Rebounds			PF	TP	A	TO	Blk	Stl	Min
		FG-FGA	FG-FGA	FT-FTA	Off	Def	Tot								
00	DIXON, Tyrik	* 2-7	1-3	0-0	0	0	0	1	5	2	1	0	1	20	
11	SIMPSON, Edward	* 3-5	2-3	0-0	0	4	4	2	8	1	0	1	0	38	
20	POTTS, Giddy	* 3-5	2-4	0-0	0	3	3	8	2	2	0	2	2	24	
22	WILLIAMS, JaCorey	* 11-18	0-0	3-5	3	7	10	1	25	4	4	0	2	36	
30	UPSHAW, Reggie	* 5-12	0-3	4-5	1	3	4	14	3	0	2	1	1	38	
01	WALTERS, Brandon	0-2	0-0	0-0	0	0	0	0	0	0	0	0	0	2	
02	JOHNSON, Antwain	0-2	0-1	3-5	0	0	0	2	3	1	0	0	1	13	
04	HABERSHAM, Xavier	0-0	0-0	0-1	0	0	0	4	0	0	1	0	0	14	
24	COPELAND, Quavius	0-0	0-0	0-0	0	1	1	0	1	0	0	0	0	4	
25	GAMBLE, Karl	1-1	0-0	1-1	1	2	3	1	3	0	0	0	0	10	
45	FOOTE, Aldonis	0-0	0-0	0-0	0	0	0	0	0	1	0	0	0	1	
	Team				2	2	4								
	Totals	25-52	5-14	11-17	7</										



Middle Tennessee 67 • 8-1

#	Player	Total			3-Ptr			Rebounds			PF	TP	A	TO	Blk	Stl	Min
		FG-FGA	FG-FGA	FT-FTA	FG-FGA	FG-FGA	FT-FTA	Off	Def	Tot							
22	WILLIAMS, JaCorey	f	7-11	0-0	2-2	2	5	7	3	16	1	2	0	0	17		
30	UPSHAW, Reggie	f	5-10	1-4	2-4	2	5	7	2	13	6	2	1	3	37		
00	DIXON, Tyrik	g	0-1	0-0	1-2	0	2	2	1	1	3	3	0	1	21		
11	SIMPSON, Edward	g	3-6	3-6	0-0	1	3	4	3	9	4	4	0	1	34		
20	POTTS, Giddy	g	4-10	3-7	2-2	1	4	5	2	13	4	1	1	2	34		
01	WALTERS, Brandon		4-6	0-0	0-0	2	4	6	5	8	0	2	0	1	17		
02	JOHNSON, Antwain		0-3	0-1	0-0	0	0	0	1	0	0	1	0	0	6		
04	HABERSHAM, Xavier		3-3	1-1	0-0	1	2	3	0	7	2	0	0	1	20		
24	COPELAND, Quavius		0-0	0-0	0-1	0	0	0	1	0	0	0	0	0	2		
25	GAMBLE, Karl		0-1	0-1	0-0	0	0	0	0	0	0	1	0	0	2		
45	FOOTE, Aldonis		0-1	0-0	0-0	0	1	1	2	0	0	1	0	0	10		
	Team					1	0	1			1						
	Totals		26-52	8-20	7-11	10	26	36	20	67	20	17	3	9	200		

FG % 1st Half: 13-28 46.4% 2nd half: 13-24 54.2% Game: 26-52 50.0% Deadball Rebounds 2
 3FG % 1st Half: 4-11 36.4% 2nd half: 4-9 44.4% Game: 8-20 40.0%
 FT % 1st Half: 1-5 20.0% 2nd half: 6-6 100.0% Game: 7-11 63.6%

South Alabama 55 • 6-2

#	Player	Total			3-Ptr			Rebounds			PF	TP	A	TO	Blk	Stl	Min
		FG-FGA	FG-FGA	FT-FTA	FG-FGA	FG-FGA	FT-FTA	Off	Def	Tot							
25	MuepoKelly, Don	r	4-6	0-0	4-5	1	2	3	4	12	2	2	0	3	24		
33	Ajayi, Josh	r	2-4	0-0	0-2	1	1	2	3	4	0	3	0	1	21		
00	Calhoun, Shaq	g	2-5	1-2	0-0	1	1	2	2	5	0	1	0	2	20		
01	Williams, Ken	g	3-11	2-8	4-4	0	3	3	3	12	2	5	0	1	33		
05	Lee, Dederick	g	0-2	0-1	1-4	0	3	3	2	1	1	1	0	0	20		
02	McGee, Herb		0-2	0-2	1-2	0	2	2	0	1	1	1	0	1	20		
10	Boyranov, Georgi		3-5	0-1	5-5	0	2	2	1	11	1	1	0	0	31		
20	Morris, Kevin		0-0	0-0	0-0	0	0	0	0	0	0	0	0	0	4		
21	Davis, Nick		0-0	0-0	0-0	0	0	0	0	0	0	0	0	0	0+		
24	Stover, Nick		4-8	1-3	0-1	0	2	2	1	9	0	2	0	2	27		
	Team					1	0	1									
	Totals		18-43	4-17	15-23	4	16	20	16	55	7	16	0	10	200		

FG % 1st Half: 7-16 43.8% 2nd half: 11-27 40.7% Game: 18-43 41.9% Deadball Rebounds 3,2
 3FG % 1st Half: 2-8 25.0% 2nd half: 2-9 22.2% Game: 4-17 23.5%
 FT % 1st Half: 8-13 61.5% 2nd half: 7-10 70.0% Game: 15-23 65.2%

Officials: Bart Lenox, Thomas Short, Kyle Regetz
 Technical fouls: Middle Tennessee-None. South Alabama-None.
 Attendance: 2612

Score by periods	1st	2nd	Total
Middle Tennessee	31	36	67
South Alabama	24	31	55

Points	In Paint	Off T/O	2nd Chance	Fast Break	Bench
MT	30	19	8	6	15
USA	28	15	4	3	21

Last FG - MT 2nd-00:14, USA 2nd-00:23.
 Largest lead - MT by 17 1st-06:41, USA by 5 1st-16:38.
 MT led for 33:13. USA led for 04:47. Game was tied for 02:00.

Score tied - 1 time.
 Lead changed - 4 times.

2016-17 >> RADIO/TV ROSTER



Tyrik Dixon
FR ♦ G ♦ 6-1 ♦ 183
Bentonville, Ark.



Brandon Walters
R-JR ♦ F ♦ 6-10 ♦ 262
Chattanooga, Tenn.



Antwain Johnson
SO ♦ G ♦ 6-2 ♦ 194
Malone, Fla.



Xavier Habersham
R-SR ♦ G ♦ 6-6 ♦ 208
Dublin, Ga.



Ed Simpson
JR ♦ G ♦ 6-2 ♦ 195
Ocean Springs, Miss.



Chase Miller
R-FR ♦ G ♦ 6-0 ♦ 178
Dallas, Texas



Giddy Potts
JR ♦ G ♦ 6-2 ♦ 217
Athens, Ala.



JaCorey Williams
R-SR ♦ F ♦ 6-8 ♦ 220
Birmingham, Ala.



Quavius Copeland
JR ♦ G ♦ 6-1 ♦ 178
Greenville, S.C.



Karl Gamble
SO ♦ F ♦ 6-9 ♦ 228
Columbia, S.C.



Reggie Upshaw
SR ♦ F ♦ 6-8 ♦ 228
Chattanooga, Tenn.



Stephen Strachan
R-JR ♦ G ♦ 6-2 ♦ 200
Nassau, Bahamas



Davion Thomas
FR ♦ F ♦ 6-9 ♦ 208
Columbus, Ga.



Aldonis Foote
SR ♦ G/F ♦ 6-5 ♦ 213
Peoria, Ill.



Kermit Davis
Head Coach
15th Season
Mississippi State, 1982



Win Case
Assistant Coach
9th Season
Univ. of Sciences & Arts of
Oklahoma, 1986



Greg Gensing
Assistant Coach
6th Season
Southwest Texas State, 1979



Ronnie Hamilton
Assistant Coach
3rd Season
Duke, 2002



Jarrod Lazarus
Director of Operations
5th Season
Florida State, 2009