

# LSU 2014-15 BASKETBALL

NATIONAL TITLES  
1935

SEC CHAMPIONS  
1935 • 1953 • 1954 • 1979 • 1981  
1985 • 1991 • 2000 • 2006 • 2009

NCAA FINAL FOUR  
1953 • 1981 • 1986 • 2006

# 19

## LSU Fighting Tigers (14-4, 3-2) at Vanderbilt (11-7, 1-4)

Road Court Game No. 6 \* Memorial Gymnasium \* Nashville, Tennessee  
January 24, 2015 \* 5 p.m. CT \* TV: ESPNU \* Radio: LSU Sports Radio Network

### LSU (14-4, 3-2)

H - 9-1; A - 4-1; N - 1-2; OT - 2-1

#### November

Sat. 15	GARDNER-WEBB (SECN+)	W, 93-82
Tues. 18	TEXAS TECH (ESPN2) (OT)	W, 69-64
PARADISE JAM -- ST. THOMAS USVI --		
Fri. 21	Old Dominion (CBS Sports Network)	L, 61-70
Sat. 22	Weber State	W, 72-58
Mon. 24	Clemson	L, 61-64
Sat. 29	MCNEESE STATE (SECN+)	W, 83-72

#### December

Tues. 2	MASSACHUSETTS (SEC Network)	W, 82-60
Thurs. 4	At #16 West Virginia (ESPN2)	W, 74-73
Sat. 13	SAM HOUSTON STATE (SEC Network)	W, 76-67
Thurs. 18	At UAB (CBS Sports Network)	W, 79-70
Mon. 22	CHARLESTON (SEC Network)	W, 71-47
Mon. 29	SOUTHERN MISS (SEC Network)	W, 87-67

#### January

Sat. 3	SAVANNAH STATE (SEC Network)	W, 75-59
Thurs. 8	*At Missouri (ESPN2) (OT)	L, 67-74
Sat. 10	*GEORGIA (ESPNU) (OT2)	W, 87-84
Wed. 14	*At Ole Miss (SEC Network)	W, 75-71.
Sat. 17	*TEXAS A&M (ESPN2)	L, 64-67
Tues. 20	*At Florida (ESPN)	W, 79-61
Sat. 24	*At Vanderbilt (ESPNU)	5 p.m.
Wed. 28	*SOUTH CAROLINA (SEC Network)	6 p.m.
Sat. 31	*At Mississippi State (SEC Network)	1 p.m.

#### February

Thurs. 5	*AUBURN (ESPN/2)	6 p.m.
Sat. 7	*ALABAMA (ESPN2)	5 p.m.
Tues. 10	*KENTUCKY (ESPN)	6 p.m.
Sat. 14	*At Tennessee (SEC Network)	3 p.m.
Tues. 17	*At Texas A&M (SEC Network)	8 p.m.
Sat. 21	*FLORIDA (CBS)	Noon
Tues. 24	*At Auburn (ESPNU)	6 p.m.
Sat. 28	*OLE MISS (FSN)	1 p.m.

#### March

Wed. 4	*TENNESSEE (SEC Network)	6 p.m.
Sat. 7	*At Arkansas (ESPN/2)	TBA
11-15	SEC Tourn. (SEC Network/ESPN)	TBA

\* SEC Games; SEC Tournament in Nashville, Tennessee; All Times Central; Home Games in Boldface.

### On the Air

#### Radio • LSU Sports Radio Network

Jim Hawthorne, play-by-play; Ricky Blanton, analyst; Kevin Ford, host.

#### TV \* ESPNU

Mike Morgan, Play-by-Play  
Cory Alexander, Analyst

**LSUsports.net**  
f t LSUsports.net/connect

### LSU POSSIBLE STARTING LINEUP

#### (G) Josh Gray

No. 5 \* Jr. \* 6-1 \* 183 \* Lake Charles, La.

#### 2014-15 Averages

9.6 ppg overall, 2.7 rpg  
9.0 ppg SEC, 2.4 rpg  
4.9 apg overall, 5.0 apg SEC  
79-56 ast-to-turnovers

#### Notables

JC Transfer from Odessa College  
Leading JC scorer in 2014 at 34.7 ppg  
172-107 assist-to-turnover ratio last season  
JC All-American in 2014; MVP of conference

#### Recent Games

5 pts, 1 ast, at UF (1/20)  
5 or more assists 8 times  
3rd SEC in asst. avg.  
6 double figure scoring gms

#### (G) Keith Hornsby

No. 4 \* Jr. \* 6-4 \* 210 \* Williamsburg, VA

#### 2014-15 Averages

12.5 ppg overall, 4.6 rpg  
13.2 ppg SEC, 5.0 rpg  
2.3 apg overall  
Team best 33 treys

#### Notables

Two years at UNC-Asheville, sat 13-14 season  
Averaged 15.0 ppg, 3.1 assists per game at UNC-A  
Shot 37.9 percent 3 PTFG; 92.5% from FT line in 2013  
Son of Grammy Award winning musician Bruce Hornsby

#### Recent Games

12 double figure games  
15 pts, 3 treys vs. UF (1/20)  
33-89 from arc (37.1%)  
34-45 FT (75.6%)

#### (F) Jordan Mickey

No. 25 \* So. \* 6-8 \* 235 \* Dallas Texas

#### 2014-15 Averages

15.5 ppg overall, 10.6 rpg  
13.6 ppg SEC, 11.6 rpg  
64 blks overall, 20 in SEC  
107-212 FG, 50.5%;

#### Notables

All-SEC, All-SEC Defensive & Freshman in '14  
2nd at LSU to block 100 in season (106)  
All-Tournament Team at 2014 Paradise Jam  
One of 7 SEC players on Wooden list

#### Recent Games

10 double doubles  
14 pts-14 rebs at UF (1/20)  
leads SEC blk avg (3.76)  
2nd SEC reb overall, 1st SEC gms

#### (F) Jarell Martin

No. 1 \* So. \* 6-10 \* 235 \* Baton Rouge, LA

#### 2014-15 Averages

16.9 ppg overall, 8.8 rpg  
13.6 ppg SEC, 8.6 rpg

#### Notables

Member of 2014 All-SEC Freshman Team  
10.3 ppg, 4.6 rpg in '14; 11.4 ppg in SEC games  
12 double figure scoring games in SEC play  
9th among SEC freshman in scoring

#### Recent Games

22 pts, 8 rebs. at UF (1/20)  
7-15 FGs, 1-1 3FG, 7-8 FTs  
71-97 FT (73.2%); 11-18 SEC  
2nd SEC scoring, 3rd rebounds

#### (C) Darcy Malone

No. 22 \* So. \* 7-0 \* 245 \* Canberra, Australia

#### 2014-15 Averages

1.3 ppg overall, 1.2 rpg  
1.8 ppg SEC, 1.8 rpg  
Started last 3 games

#### Notables

Played in 19 games as a freshman for LSU in 13-14  
Played for Canberra Gunners of ACT Academy of Sport  
Member Silver Medal Team, U17 Worlds, 2012  
Grandfather played Aussie Rules Football

#### Recent Games

4 pts, 3 rebs vs. A&M (1/17)  
Played season high 21 min.  
2 pts, 13 min at UF (1/20)

### BREAKDOWN

#### LSU

Record	14-4, 3-2
Ranking	RV AP, Coaches Poll
Last Game	W, 79-61, at Florida, 1/20/15
Head Coach	Johnny Jones
Career Record	258-192 (15th season)
LSU Record	53-30 (3rd season)
Coach Jones vs. Vanderbilt:	3-0

#### LSU vs. Vanderbilt

Series Record: Vandy leads, 60-51  
First Meeting: Feb. 1923, in Atlanta, Vandy W36-10  
Last Meeting: March 6, 2014, in Nashville, LSU W, 57-51  
Series Streak: LSU has won the last 3 meetings, two in BR, one in Nashville. That stopped a run of seven Vandy wins dating from 2007-2012 ... Only regular season meeting of teams this year.

# Upcoming LSU Basketball Media Calendar

19

## MONDAY

SEC Teleconference, 10 a.m. (Coach Jones 10:28, contact SEC office for code to ask questions.)

Media Session, TBA.

Team leaves for Gainesville..

20

## TUESDAY

Game No. 18-- LSU at Florida, 7 p.m. ET, 6 p.m. CT (O'Connell Center).  
TV: ESPN. Radio: LSU Sports Radio Network.

21

## WEDNESDAY

7 p.m. -- Johnny Jones Radio Show at Tj Ribs on Acadiana ... Affiliates of the LSU Sports Radio Network.

22

## THURSDAY

Media Session, 2 p.m.

23

## FRIDAY

Team leaves for Nashville.

24

## SATURDAY

Game No. 19 -- LSU at Vanderbilt, 5 p.m. (Memorial Gymnasium).  
TV: ESPNU. Radio: LSU Sports Radio Network.

25

## SUNDAY

Inside LSU Basketball presented by Academy Sports & Outdoors (10:35 p.m. WBRZ-TV & affiliates of LSU Sports TV Network).

## LSU Media Services

### Media Availability

Coach Johnny Jones is available in his office for early morning appointments and phone interviews. Please contact Basketball SID Kent Lowe (225-578-1864, [clowe@lsu.edu](mailto:clowe@lsu.edu)) at least 24 hours in advance.

### SEC Teleconference

The 14 SEC coaches are featured on a teleconference each Monday beginning Jan. 5, beginning with the start of conference play. The conference starts at 10 a.m. (CST). Coach Jones is on at 10:28 a.m. CST. To access the media only number contact Kent Lowe or the SEC Media Relations Office (205-458-3010).

### Media Sessions

Coach Jones meets, when travel schedules permit, usually one or two days prior to games in non-conference play and usually on Mondays and Thursdays during the SEC season. The sessions take place in the practice facility meeting room. Times are announced based on practice plans with requested players brought first, followed by Coach Jones. Some travel and scheduling issues may change the time and day so media should contact the Sports Information Office to confirm start time ... Player requests need to be in to Kent Lowe at [clowe@lsu.edu](mailto:clowe@lsu.edu) no later than 24 hours in advance.

### The Johnny Jones Show

Presented by Capital One Bank

The weekly call-in show takes place primarily on Mondays at 7 p.m. from T.J. Ribs on Acadian Thruway ... The show airs in Baton Rouge on local flagship Eagle 98.1 FM, on the Internet at [www.LSUsports.net](http://www.LSUsports.net) and on many LSU Sports Radio

Network affiliates. The first show is Nov. 17

### Inside LSU Basketball

Presented by Academy Sports and Outdoors

Coach Jones' weekly TV show is on a state-wide and regional network ... WBRZ-TV, Channel 2, airs the show at 10:35 p.m. Sundays. Television affiliates for the show are listed online at [LSUsports.net/tvaffiliates](http://LSUsports.net/tvaffiliates).

The first TV show is set for Dec. 7 and will air weekly once conference play begins through the end of the regular season.

### Post Game

Coach Jones will be in the media room of the practice facility after the game, the NCAA cooling off period and his courtside radio show ... Requested players will be brought to the practice facility media room as well. ... THE LSU DRESSING ROOM IS CLOSED ... To reach the media room, take the Northwest Corridor portal (where the LSU team enters the floor) ... When reaching the multi-purpose room and the glass doors, turn right ... Before reaching the steps, turn left and then take a right down the first hallway to the double wood doors and enter the media room. LSU marshalls will help direct you to the area ... The visiting coach has an interview area (where the pre-game meal is served) that he can use for his post-game media obligations if he wishes.

### WHO TO CONTACT

#### Sports Information Office

(225) 578-8226

**Michael Bonnette** - [mbonnet@lsu.edu](mailto:mbonnet@lsu.edu)

Assoc. AD/Sports Information Director

**C. Kent Lowe** - [clowe@lsu.edu](mailto:clowe@lsu.edu)

Sr. Assoc. Sports Information Director (Basketball Contact)

**Matt Dunaway** - [mdunaway@lsu.edu](mailto:mdunaway@lsu.edu)

Assoc. Sports Information Director

**Jake Terry** - [jterry9@lsu.edu](mailto:jterry9@lsu.edu)

Associate Sports Information Director (Social Media)

#### LSU Sports Information Mailing Address

Athletics Adm. Building,  
Baton Rouge, La. 70803

### ON THE INTERNET

#### [www.LSUsports.net/media](http://www.LSUsports.net/media)

The Official Website of LSU Athletics is home to all the basketball information you need. Schedules, results, rosters, bios, statistics and game notes can be found and are always up to date.

#### <http://media.lsusports.net>

Media can access images for all LSU athletic teams, including action shots, heads shots, logos, etc. To gain access to the high-resolution pictures, email Michael Bonnette. You will be assigned a login and password that will enable you to retrieve pictures. This service is for the media use only.

#### [LSUsports.net/media](http://LSUsports.net/media)

Request credentials online, go to the men's basketball credentials link.



### LSU Basketball on Twitter & Facebook

[facebook.com/lsubasketball](http://facebook.com/lsubasketball)

[twitter.com/lsubasketball](http://twitter.com/lsubasketball)

[twitter.com/lcoachjones](http://twitter.com/lcoachjones)

[twitter.com/lsumediaalerts](http://twitter.com/lsumediaalerts)

[LSUsports.net/connect](http://LSUsports.net/connect)

# Johnny Jones

Head Coach • 3rd year at LSU (15th year as head coach)

The 2014-15 season at LSU is Johnny Jones third as head coach of the Tigers and that is important. But more importantly, the Jones legacy at LSU hits an important milestone in 2014-15.

**20 years:**

**Four years as a player.**

**13 years as a member of Dale Brown's coaching staff**  
**Now, three years as the head coach at LSU.**

In two years, Jones has established his program at LSU from foundation to building the floors of the program. His teams have won 39 games over those two years (the most by any LSU coach in their first two years as head coach in the long Southeastern Conference era) and the Tigers appearance last year in post-season made him only the second LSU head coach in SEC history to take the Tigers to a tournament in the first two years.

Now as the 2014-15 season begins, he has his staff in place and his players in place with more on the way to make the LSU program a continued player on the league and national stage.

For Jones, just the fifth LSU alum to hold the top position in the men's basketball program and the third to have played and served as head coach, his beliefs about reaching out to fans and giving them an exciting style of basketball to watch in the Pete Maravich Assembly Center has been a strong selling point to fans and recruits alike.

In his time at LSU, the Tigers have brought in nationally-ranked recruiting classes and two of those players enter the season off results that earned them SEC citations.

Jones in his two seasons have put on the floor teams that will play hard from start to finish and play a style of basketball that makes players want to showcase their talent in a team concept.

In his opening statement after being hired, Jones brought back the "HIT" philosophy of LSU Basketball that Coach Dale Brown used when Jones played and coached. The "HIT" philosophy stands for "Hard, Intelligent and Together."

More than anything, Jones, since his hiring on April 13, 2012, has gone out of his way to embrace all aspects of the community, traveling throughout the state on the LSU Tiger Tour and speaking to civic groups and youth organizations. Included in his points in all his stops was how much he wants people to embrace LSU basketball. It's not only fans he wants

to hear that message but high school coaches who are excited again to have LSU coaches visiting with them on a regular basis.

LSU and Coach Jones has a successful booster club that gathers before each game for food and scouting reports in the practice facility prior to each home game. Jones is also hosting public luncheons each month to talk to fans about their basketball program and the luncheons are drawing strong crowds each month during the season.

In his first year at the helm, the Tigers won 19 games and became one of the league's toughest teams by winning 10-of-their-last-16 games against SEC competition while making a school record 234 three-pointers while posting five players scoring in double figures. It was a team that brought memories of Coach Brown's first team in the 1970s that was known as "The Hustlers."

In 2013-14, the Tigers came right back and won 20 games and advanced to post-season play for the first time since 2009. LSU advanced to the NIT and went to San Francisco and walked away with a victory. Johnny O'Bryant, who would be selected in the NBA draft by Milwaukee, would earn All-SEC first-team honors, as would freshman Jordan Mickey. Aother freshman, Jarell Martin, would overcome an early ankle injury to earn freshman All-SEC honors with Mickey.

This is Jones' third career head coaching position he has served as the interim head coach at the University of Memphis during the 1999-2000 season and began his run as the head coach at the University of North Texas prior to the 2001-02 season.

At LSU, Jones' 19 first-season wins in 2013 was the second most games ever won by a first-year LSU coach. In Jones' first two seasons, LSU has averaged over 70 points for the first time in consecutive seasons since the 2005 and 2006 campaigns.

When Johnny Jones suited up for his first game as an LSU Tiger against Colgate in the Great Alaskan Shootout on Nov. 28, 1980, it would mark the first of 121 games that he would play for LSU. Then the player would turn assistant coach and be on the bench with Coach Dale Brown for another 407 contests.

As a player at LSU, besides playing on the 1981 NCAA Final Four team, Jones started 54 career games. Jones is the only person in LSU history to both play (1981) and coach (1986, asst.) in an NCAA Final Four.

Johnny Jones and his wife Kelli, have two children, John and Jillian.

## The Jones File

**NAME:** Johnny Jones

**BIRTH DATE:** March 30, 1961

**AGE:** 53

**BIRTHPLACE:** DeRidder, La.

**WIFE:** Kelli

**CHILDREN:** John, Jillian

**COLLEGE:** LSU, BA, 1985

## PLAYING EXPERIENCE

### LSU

Was a freshman on the 1981 NCAA Final Four team in 1981 ... Played in 121 games, starting 54 career games ... Led LSU in assists (124) as a junior and was ranked among top five in the SEC that year ... Remains ranked 11th in career assists with 271 and is just one of 28 players in the history of the program to have dished out 200 assists or more ... His 136 career steals ranked 14th all-time on a list of 21 LSU Tigers that have recorded 100 career stats

## COACHING EXPERIENCE

**1984-85** - Student Assistant, LSU

**1985-87** - Assistant Coach, LSU

**1987-88** - Admin. Assistant, LSU

**1988-94** - Assistant Coach, LSU

**1994-97** - Associate Coach, LSU

**1997-99** - Associate Coach,

Memphis

**1999-2000** -- Interim HC,

Memphis

**2000-01** -- Asst. Coach, Alabama

**2001-12** -- Head Coach, North Texas

**April 13, 2012** -- Named 21st head coach at LSU

**March 2014** -- Took LSU to first post-season appearance since 2009, second round NIT

## The Johnny Jones Record

YEAR	SCHOOL	/---OVERALL---/		/---CONF---/		FINISH
		W-L	PCT.	W-L	PCT.	
1999-00	Memphis	15-16	.434	7-9	.437	
2001-02	North Texas	15-14	.517	8-7	.533	
2002-03	North Texas	7-21	.250	2-13	.133	
2003-04	North Texas	13-15	.464	8-8	.500	
2004-05	North Texas	14-14	.500	6-9	.400	
2005-06	North Texas	14-14	.500	6-9	.400	
2006-07	North Texas	23-11	.676	10-8	.555	NCAA First Round
2007-08	North Texas	20-11	.645	10-8	.555	
2008-09	North Texas	20-12	.625	11-7	.611	
2009-10	North Texas	24-9	.727	13-5	.722	NCAA First Round
2010-11	North Texas	22-11	.667	8-8	.500	
2011-12	North Texas	18-14	.562	9-8	.529	
<b>2012-13</b>	<b>LSU</b>	<b>19-12</b>	<b>.613</b>	<b>9-9</b>	<b>.500</b>	
<b>2013-14</b>	<b>LSU</b>	<b>20-14</b>	<b>.588</b>	<b>9-9</b>	<b>.500</b>	<b>NIT Second Round</b>
<b>2014-15</b>	<b>LSU</b>	<b>14-4</b>	<b>.778</b>	<b>3-2</b>	<b>.600</b>	
<b>Totals</b>	<b>15 Years</b>	<b>258-192</b>	<b>.573</b>	<b>119-119</b>	<b>.500</b>	
<b>Memphis</b>	<b>1 Years</b>	<b>15-16</b>	<b>.434</b>	<b>7-9</b>	<b>.437</b>	
<b>North Texas</b>	<b>11 Years</b>	<b>190-146</b>	<b>.565</b>	<b>91-90</b>	<b>.503</b>	
<b>LSU</b>	<b>3 Years</b>	<b>53-30</b>	<b>.638</b>	<b>21-20</b>	<b>.512</b>	

## CAREER SPECIALTY NUMBERS

### CAREER DOUBLE-FIGURE GAMES

Jordan Mickey 40  
Jarell Martin 33  
Keith Hornsby 12  
Tim Quarterman 11  
Josh Gray 6  
Jalyn Patterson 5  
Brian Bridgewater 1

### CAREER DOUBLE-FIGURE REBOUNDS

Jordan Mickey 22  
Jarell Martin 7  
Tim Quarterman 1

### CAREER DOUBLE-FIGURE ASSISTS

Josh Gray 1

### CAREER DOUBLE-DOUBLES

Jordan Mickey 19  
Jarell Martin 7  
Josh Gray 1  
Tim Quarterman 1

### CAREER THREE-POINTERS

Jarell Martin 35  
Tim Quarterman 33  
Keith Hornsby 33  
Jalyn Patterson 17  
Josh Gray 11  
Darcy Malone 3  
Henry Shortess 2  
Jordan Mickey 1  
Aaron Epps 1  
Brandon Eddlestone 1

### CAREER ASSISTS

Tim Quarterman 106  
Josh Gray 79  
Jordan Mickey 67  
Jarell Martin 64  
Keith Hornsby 41  
Jalyn Patterson 30  
Darcy Malone 6  
Elbert Robinson III 5  
Brian Bridgewater 5  
Aaron Epps 4  
John Odo 2  
Henry Shortess 2  
Carlton Speight 1

### CAREER BLOCKS

Jordan Mickey 170  
Jarell Martin 33  
Tim Quarterman 17  
John Odo 13  
Keith Hornsby 10  
Aaron Epps 5  
Darcy Malone 4  
Elbert Robinson III 3  
Jalyn Patterson 2  
Brian Bridgewater 1  
Josh Gray 1

### CAREER STEALS

Jarell Martin 50  
Tim Quarterman 48  
Jordan Mickey 38  
Keith Hornsby 26  
Josh Gray 25  
Jalyn Patterson 20  
Brian Bridgewater 7  
Elbert Robinson III 5  
John Odo 4  
Aaron Epps 3  
Brandon Eddlestone 2  
Darcy Malone 2  
Henry Shortess 1

## 2014-15 LSU Men's Basketball Roster

NO.	NAME	CL.	POS.	HT.	WT.	EXP.	HOMETOWN/LAST SCHOOL
1	Jarell Martin	F	6-10	235	So.	1L	Baton Rouge, La. (Madison Prep HS)
3	Elbert Robinson III	C	7-1	270	Fr.	HS	Garland, Texas (Lakeview Centennial HS)
4	Keith Hornsby	G	6-4	210	Jr.	RS	Williamsburg, Va. (UNC Asheville)
5	Josh Gray	G	6-1	183	Jr.	JC	Lake Charles, La. (Odessa College)
10	Henry Shortess	G	5-9	163	So.	1L	Baton Rouge, La. (University HS)
13	Antonio Robinson	G	6-1	170	Sr.	TR	Bossier City, La. (McPherson College)
15	Jalyn Patterson	G	6-0	175	Fr.	HS	Alpharetta, Ga. (Montverde Academy)
20	Brian Bridgewater	F	6-5	265	SO.	HS	Baton Rouge, La. (Scotlandville HS)
21	Aaron Epps	F	6-9	208	Fr.	HS	Ball, La. (Tioga HS)
22	Darcy Malone	C	7-0	245	So.	1L	Canberra, Australia (Academy of Sports)
24	Carlton Speight	G	6-4	200	Fr.	HS	New Orleans, La. (Harding Academy)
25	Jordan Mickey	F	6-8	235	So.	1L	Dallas, Texas (Prime Prep Academy)
31	John Odo	F	6-10	245	Sr.	1L	Lagos, Nigeria (Hill (Texas) JC)
45	Brandon Eddlestone	F	6-8	245	So.	1L	Slidell, La. (Northshore HS)
55	Tim Quarterman	G	6-6	187	So.	1L	Savannah, Ga. (Johnson HS)

**Head Coach:** Johnny Jones (LSU '85), 3rd year at LSU

**Assistant Head Coach:** David Patrick (Louisiana-Lafayette, '12), 3rd year at LSU

**Associate Coach:** Eric Musselman (San Diego, '87), 1st year at LSU

**Assistant Coach:** Charlie Leonard (Christian Brothers, '75), 3rd year at LSU

**Director of Operations:** Tom Kelsey (Lipscomb, '86), 3rd year at LSU

**Video Coordinator:** Zach Kendrick (LSU, 11), 4th year at LSU

### Transactions

Aaron Epps did not dress for the McNeese (11/29) and UMass (12/2) games (hip); Dressed but DNP at West Virginia (12/4); Jordan Mickey dressed but did not play against McNeese (11/29), minor leg injury suffered in practice prior to game ... Returned vs. UMass (12/2) ... Josh Gray injured his right ankle early in the second half against Sam Houston (12/13), DND at UAB (12/18), vs. Charleston (12/22) ... Returned after Christmas break ... Craig Victor transfers from Arizona

### The Numbers Game

Here are some of the important numbers with the LSU basketball program:

**107** -- This was the 107th season of basketball at LSU.

**19-3** -- LSU record when scoring 80 or more points in the Coach Jones era.

**19** -- No. of games LSU hit at least 9 treys in a game in Coach Jones' tenure.

**2-1** -- Record in overtime games this season; 4-4 in Jones tenure.

**36-12** -- Record in Jones era when outrebounding opponent (10-3 in those games this season)

**15-0** -- Record in Jones era when holding opponents to 36.4 percent or lower field goal percentage.

**10** -- Wins in Jones tenure when down at halftime in 31 games

**3** -- Number of wins in Jones tenure when down double digits at halftime (Texas Tech, 2014; at Mississippi State 2013; Seton Hall, 2012).

**13** -- Number of wins since the start of 1980-81 season when LSU was down double digits at half-time.

**16-1** -- Record in Coach Jones era when shooting 50 percent or higher from the field (5-0 in 2014-15)

**17-1** -- LSU record under Coach Jones when opp. has 20 or fewer field goals made.

**10-2** -- When LSU records 45 or more rebounds in the Coach Jones era.

**4-1** -- Record this season when LSU is outrebounded by opponents.

**16** -- Wins by 5 or fewer pts in Jones era.

**3** -- Number of times, LSU has come from either 16 or 17 points down at some point in a game to win in Jones era.

**47-2** -- LSU record when shooting better than opponent in the Jones era.

**17-0** -- Under Johnny Jones when allowing fewer than 60 points (2-0 in 2014-15)

**10-0** -- Record this season when LSU shoots 45.9 percent or better.

**41-6** -- Record when leading at halftime in Johnny Jones tenure (9-3 this season).

### Last Time Out - LSU 79, Florida 61 (January 20, 2015, Gainesville, Florida) --

After a frustrating game one Saturday ago at home against Texas A&M when LSU shot just 1-of-13 in the second half from the arc, the LSU Tigers played a solid game almost from start-to-finish to score a 79-61 win at Florida's O'Connell Center stopping the Gators long home win SEC streak.

LSU shot 51.9 percent from the field (27-of-52), 61.5 percent from the arc (8-of-13) and an impressive 17-of-18 from the free throw line.

Jarell Martin made seven field goals and 7-of-8 at the free throw line to finish with 22 points and eight rebounds, while Jordan Mickey had his 10th double double of the year with 14 points and 14 rebounds. Keith Hornsby had 15 points (3 treys) and Tim Quarterman off the bench had 15 points and eight rebounds.

After Florida tied the game for the seventh time at 32-32 with 2:24 to play, LSU got the lead for good with the final five points of the first half with Martin hitting two free throws and then a Hornsby three gave LSU a 37-32 advantage.

LSU was able to keep the advantage, shooting well and making free throws, opening a 17-point advan-

tage with 8:11 to play, 66-49. Florida was able to cut the lead twice to 10, the last time with 3:03 left before the Tigers got control and its biggest lead of the night at 18 points with 49 seconds left.

Florida was held to 38.3 percent from the field (23-of-60) and just 18.8 percent (3-of-16) from the three-point arc. LSU had 20 points off Florida's 13 turnovers and a 35-30 rebound advantage.

#### More Numbers From The Florida Road Win

The 51.9 percent shooting, the 61.5 three-point shooting and the 94.4 percent free throw shooting marked the first time in LSU history since the three-point shot was initiated that LSU has shot over 50 percent from the field, 60 percent from the arc and 85 percent from the free throw line in the same game.

Also, LSU is 32-2 since the three-point shot was initiated in the late 1980s when LSU shoots 60 percent or better from the arc. LSU was 8-of-13 versus Florida.

LSU over 50 percent for the game marked the fifth time this year was shot 50 percent in the game, all victories ... LSU is 16-1 in the Johnny Jones era when the Tigers shoot 50 percent or better.

Johnny Jones in his tenure at LSU has a win over 12 of the 13 other teams in the SEC with the win at Florida – only Tennessee remains a team that LSU has not defeated in his tenure.

#### Road Win No. 4

LSU's win at Florida gave LSU two SEC road wins and four wins on opponent's home courts in the 2014-15 season.

LSU in non-conference defeated No. 16 West Virginia and UAB in December ... Coach Jones is 12-18 in road games and 7-14 in SEC road games. LSU's first league road win came at Ole Miss (1/14).

This is the fourth straight year that LSU has won four road games in a season. The last team to win four than four is the 2009 SEC Championship team that won six during the entire year.

#### Points Per Possessions a Difference

The points per possession stats showed quite a difference in the two halves of the contest against Texas A&M.

In the first half, with LSU up 40-32 at intermission, LSU had a points per possession of 1.176 to .914. But in the second half, LSU score on only 11 of 35 possessions or points per possession of 0.686. A&M on the other hand scored on 17-of-34 possessions or 1.029 points per possession.

LSU's 29.4 percent from the field in the second half was the worst shooting percentage from the field this season over the final 20 minutes. LSU's worst half came in the first half of the November Texas Tech game when LSU shot 28.6 percent.

In the Florida win on Tuesday, LSU was well over 1.0 points per 72 possessions for the game, scoring on 36 of 72 possessions, compared to 31-of-72 for Florida. But LSU was 20-of-36 scoring possessions in the final 20 minutes when it took absolute control of the game, while Florida scored on just 13 of 36 possessions in the second half.

#### Blocks Galore

While only getting one block Tuesday against Florida, Jordan Mickey is on the verge of moving into second place all-time on the LSU career block list.

Mickey has posted 20 blocks in five conference games – 3 at Missouri, 3 vs. Georgia, 6 at Ole Miss, 7 vs. A&M and 1 at UF. He leads the league in SEC games blocks average at 4.0 a game and he has a total of 64 overall blocks, leading the league with a 3.8 average, 1.2 higher than anyone else in the SEC.

Mickey, who became last year the only LSU player other than Shaquille O'Neal to block 100 shots in a season (106), now has 170 and is just six shy of tying Chris Johnson (2006-09) for second place on the school block list. Johnson had 176 blocks in his career. Shaquille O'Neal for the record blocked 412 shots for the school mark.

The sophomore is second in the SEC among active players as well in career blocks behind only Willie-Cauley Stein.

#### Shots Taken

LSU had defend 78 shots during the course of the 75-71 game at Ole Miss (1/14), the most shots attempts this year or any year taken on the Tigers in quite some time.

One has to go back to a 1996 game with Kentucky when the Wildcats took 81 shots in a game that Kentucky won by a score of 129-97.

#### Double-Double or Triple Double That Is

LSU had three-players post triple doubles in the Ole Miss (1/14) game:

**Jarell Martin – 18 points, 14 rebounds**

**Jordan Mickey – 11 points, 11 rebounds**

**Josh Gray – 14 points, 10 assists**

While it may not have been the last time three players doubled up, the LSU-Loyola Marymount game has certainly been on LSU fans' minds lately as the SEC Network has shown the SEC rewind of the game, just a few weeks from the 25th anniversary of the game on Feb. 3, 1990.

So a check of that box score of that amazing 148-141 overtime win by LSU shows three players with double doubles: Shaquille O'Neal -- 20 points, 24 rebounds (6 12 blocks); Stanley Roberts -- 21 points, 12 rebounds; Randy Devall -- 12 points, 11 assists ... Ironically, Chris Jackson (now Mahmoud Abdul-Rauf) was just one assist away from his own double double with 34 points, 9 assists.

The SEC Not For Faint Of Heart

Until the Florida game Tuesday, the first four SEC games were ones that tested the nerves:

## CAREER DOUBLE-DOUBLES

### JORDAN MICKEY (19)

Game	Date	Pts	Reb
<b>2013-14 (9)</b>			
at UMass	11-12-13	14	10
vs. NW State	11-16-13	10	13
vs. UNO	11-19-13	16	11
vs. SJU (at OSC)	11-28-13	14	10
vs. Missouri	1-21-14	14	13
vs. Arkansas	2-1-14	22	11
vs. Auburn	2-8-14	14	10
at Florida	3-1-14	14	10
vs. UK (SECT)	3-14-14	12	13

### 2014-15 (10)

vs. Texas Tech	11-18-14	18	14
vs. Weber State	11-22-14	27	14
vs. Clemson	11-24-14	18	10
vs. UMass	12-2-14	16	10
vs. Sam Houston	12-13-14	21	15
vs. Charleston	12-22-14	15	10
vs. Southern Miss	12-29-14	14	10
vs. Savannah St.	1-3-15	24	14
at Ole Miss	1-14-15	11	11
at Florida	1-20-15	14	14

### JARELL MARTIN (7)

Game	Date	Pts	Reb
<b>2013-14 (1)</b>			
vs. McNeese	12-28-13	14	10

### 2014-15 (5)

vs. Gardner-Webb	11-15-14	21	11
vs. Texas Tech	11-18-14	17	12
vs. Old Dominion	11-21-14	17	15
vs. McNeese	11-29-14	26	10
vs. #16 WVU	12-4-14	18	14
at Ole Miss	1-14-15	18	14

### TIM QUARTERMAN (1)

Game	Date	Pts	Reb
<b>2014-15 (1)</b>			
vs. Southern Miss	12-29-14	12	14

### JOSH GRAY (1)

Game	Date	Pts	Ast.
<b>2014-15 (1)</b>			
at Ole Miss	1/14/15	14	10

-----

## TEAM RUNS

<b>8-0</b>	<b>9 (TT, WSU, McN, UMass, WV, SHS, UGA, at UF-2)</b>
<b>9-0</b>	<b>3 (CofC, USM, SSU, at Mizzou)</b>
<b>10-0</b>	<b>3 (GWU, WV, SSU, at OM)</b>
<b>11-0</b>	<b>1 (GWU, at Mizzou)</b>
<b>12-0</b>	<b>2 (UMass, USM)</b>
<b>13-0</b>	<b>1 (McN)</b>
<b>14-0</b>	<b>1 (A&amp;M)</b>

## LSU STATISTICAL NUMBERS

Overall	LSU	Vandy
Record	14-4	11-7
Scoring Average	75.3	70.7
Opp. Scoring Aver.	67.2	62.6
Scoring Margin	+8.1	+8.1
FG Percentage	45.8	48.4
Opp. FG Percentage	39.7	39.4
3 PT FG Pct.	34.0	37.7
Opp. 3 PT FG Pct.	31.4	32.2
3FGs per Game	5.6	6.4
FT Percentage	72.7	71.1
Opp. FT Percentage	65.6	64.9
FT Made Per Game	13.3	15.6
Rebound Avg	40.7	35.4
Opp. Rebound Avg.	36.4	31.3
Rebound Margin	+4.2	+4.1
Assists Average	16.6	15.2
Turnover Average	15.4	10.9
Blocks Average	6.4	4.5
Steals Average	8.4	4.6
<b>LSU Stats in --</b>	<b>SEC and Last 5</b>	
Record	3-2	
Scoring Average	74.4	
Opp. Scoring Aver.	71.4	
Scoring Margin	+3.0	
FG Percentage	42.9	
Opp. FG Percentage	39.1	
3 PT FG Pct.	35.5	
Opp. 3 PT FG Pct.	27.7	
FGs per Game	7.6	
FT Percentage	71.4	
Opp. FT Percentage	74.5	
FT Made Per Game	14.0	
Rebound Avg	40.0	
Opp. Rebound Avg.	41.4	
Rebound Margin	-1.4	
Assists Average	16.2	
Turnover Average	16.0	
Blocks Average	7.4	
Steals Average	8.8	

**At Mizzou - Jan. 8** - LSU was up 8 with 8:49 to play, fell behind 4 with 2:06 to play. Keith Hornsby hits a three to tie it in the final 15 seconds at 65-65 ... In overtime LSU was 0-of-8 from the field, 2-of-5 from the line, while Mizzou wins it 74-67, going 1-of-4 from field and 7-9 at the line.

**Vs. UGA - Jan. 10** - LSU up 8 with 7:11 to play ... Georgia gets a tip-in before the buzzer to tie it at 67-67 ... LSU falls down nine in overtime with 2:21 to play, but forces second overtime and Tigers eventually take it 87-84 in double overtime.

**At Ole Miss - Jan 14** - LSU up 11 with 17:06 to play, Ole Miss scores 12 to take their only lead of second half with 13:49 to play. Tigers regain control and hold off Ole Miss, 75-71 for the road victory.

**Texas A&M - Jan. 17** - The LSU Tigers lost a 13-point advantage in the second half to lose, 67-64. The Tigers were up 46-33 with 18:41 to play and up 58-47 with 9:49 left. From there Texas Tech outscored LSU, 20-6, to get the victory. After shooting 50% overall and 6-of-10 from the arc in the first half, LSU was 10-of-34 and 1-of-13 from the arc in the final 20 minutes.

### Back-To-Back OTs

The first two games in league play was not the first time in recent history that LSU played back-to-back overtime games, but to find back-to-back in the SEC for the LSU Tigers took some searching.

LSU played back to back overtime games against Coastal Carolina and McNeese in Baton Rouge in December 2010 with Coastal winning, 78-69, on Dec. 13, 2010 and LSU defeating McNeese on Dec. 16, 2010.

The last time LSU played back-to-back overtime games in the SEC came during the 1984 season when LSU defeated Georgia (69-68) on Feb. 4, 1984 and then Tennessee, 61-59, on Feb. 6 of that year.

The last LSU multiple overtime game was the triple-overtime 97-94 win over Alabama in Baton Rouge on Feb. 23, 2013.

Coach Johnny Jones is 2-1 in overtimes this season, winning versus Texas Tech and Georgia and losing at Missouri. During his three years, the Tigers are 4-4 in his time at LSU in extra time. Overall, LSU all-time is 38-52 in overtime games and 24-20 in Baton Rouge overtime tilts. LSU is 10-23 in road overtime affairs.

### Assists To Baskets

For the fourth straight game, LSU posted over 60 percent on assists-to-buckets made with 63 percent at UF (17 assists for 27 baskets) ... Against Georgia (1/10), the Tigers had 10 assists in the first half to 15 made buckets and still posted another 60-plus percent assist to basket ratio for the 50 minutes of play with 19 assists to 30 baskets (63.3 percent) ... LSU had a 61.5 percentage in the Ole Miss win (1/14) with 16 assists (10 of those by Josh Gray) for 26 buckets and had 17 assists for 25 baskets (68 percent) in the A&M loss (1/17).

In the first half of the Florida game, LSU had 11 assists for the 14 made buckets (78.6 percent).

LSU's best night this season was against Charleston (12/22) making 22 buckets with 17 assists (77.3 percent) and against SSU (1/3), LSU's had an assist to basket percentage of 75.7 percent with 25 assists for 33 total baskets.

There have been three other games with percentages of 60-plus percent - Southern Miss (12/29, 35 baskets and 22 assists, 62.8%); Sam Houston (12/13, 26 baskets, 16 assists, 61.5 percent) and McNeese (11/29, 33 baskets, 20 assists, 60.1 percent).

LSU is averaging 16.6 assists per game, second in the league.

### Near The Top In Two Defensive Categories

Blocks and steals find the Tigers up the SEC ladder statistically, with LSU at 152 total steals and an average of 8.4 a game, tops in the league.

The Tigers have blocked 115 shot with a 6.4 blocks per game average, is second in the league behind Kentucky's 8.1.

Jordan Mickey leads the SEC in blocks with a 3.8 blocks per game average.

Josh Gray is fifth in steals at 1.7 a game.

### Speaking of Mickey -- On Another Watch List

Jordan Mickey made his second mid-season watch list earlier this week when Collegeinsider.com came out with their watch list for the Lute Olson POY award .. He is one of three on the list from the SEC -- Willie Cauley-Stein of Kentucky and Bobby Portis of Arkansas are the other two from the league.

Mickey, along with the other two from the SEC, earlier had been named to the Midseason 25 for the John R. Wooden Award.

### Points in the Paint Helped LSU Wins

LSU had two straight games with 50-plus points in the paint with a season high of 58 points in the paint versus SSU (1/3). That was coming off a game where LSU had 54 points in the paint against Southern Miss (12/29). In the three halves in which LSU shot 60 percent, LSU had 30-plus points in the paint in those 20-minute segments.

However, the numbers have been down with conference kicking in with LSU getting 24, 32, 38, 30 and 30 in the five conference games.

LSU is averaging 38.8 points in the paint, compared to 32.7 for opponents.

### 50 Percent Shooting Wins

As mentioned, LSU is now 5-0 this year and 15-1 in the Johnny Jones era at LSU when shooting 50 percent or better from the field. The Florida game marked the first time this season to hit 50 percent since the Savannah State game when LSU shot 33-of-60 from the field or 55.0 percent.

LSU has shot 60 percent or better in the second half against Savannah State, Weber State and

McNeese, while against Georgia, LSU shot 60 percent (15-25) in the first half of that game.

#### Double-Doubles for "M and M;" And One Each For A Couple Of Guards

Both Jordan Mickey and Jarell Martin have had double double success this season. Mickey posted his 10th of the year and 19th of his career with 14 points and 14 rebounds at Florida ... He is the league active leader in career double doubles.

Jarell Martin also doubled up at Ole Miss (1/14), posting 18 points and 14 rebounds for his sixth double double of the year and his seventh of his career.

Josh Gray had his first LSU double double at Ole Miss with 14 points and 10 assists, the second LSU guard to double up this year, but when Tim Quarterman did it off the bench against Southern Miss (12/29), he went the traditional way with 12 points and 14 rebounds.

The list of the LSU career double doubles can be found on the page five box on today's notes.

Mickey is one of two players in the SEC averaging a double-double with 15.5 points and 10.6 rebounds, while Martin leads the team in scoring at 16.9 points and 8.8 rebounds per game ... The pair runs 2-3 in rebound average in the league.

#### No Double Double, But A Big Rebound Number at Mizzou

While he only had nine points, Jordan Mickey posted the biggest single game rebound total in Johnny Jones' three years at LSU with 17 boards. That was the most by an LSU player since Tasmin Mitchell had 17 against Tennessee on February 4, 2010.

Of course, 17 is still a long way from the school record of 32 that Durand "Rudy" Macklin posted his freshman season against Tulane (11-26-76). His jersey hangs from the catwalk as one of those retired after leading LSU and the Tigers to the 1981 Final Four.

#### The Second Half Numbers Continue to Impress

In 12 of LSU's 14 wins, LSU posted a better shooting percentage in the second half of games. LSU has had three 61 percent or better shooting second halves this season. Here are the shooting percentages in LSU's 11 wins where the second half shooting was better than the first:

**Gardner Webb (down 1 at the half) - 19-of-34, 55.9%**

**Texas Tech (down 12 at the half) - 14-of-31, 45.2%**

**Weber State (up 1 at the half) - 19-of-31, 61.3%**

**McNeese (tied at the half) - 19-of-29, 65.5%**

**UMass (up 12 at the half) - 16-of-29, 55.2%**

**At West Virginia (down 5 at the half) - 14-of-28, 50.0%**

**Sam Houston (up 3 at the half after being down 8) - 13-of-29, 44.8% (4-6 from arc)**

**At UAB (down 11 first half, six at the half) - 17-of-30, 56.7%**

**Southern Miss (down 7 twice in first 6 minutes) - 17-of-33, 51.5%**

**Savannah State (down 10 eight minutes in) - 19-of-30, 63.3%**

**At Ole Miss (up 4 at the half) -- 13-of-29, 44.8%**

**At Florida (up 5 at the half) - 13-of-24, 54.2%**

#### Home Winning Streak Takes A Hit

LSU had won all nine home games heading prior to last Saturday's loss to A&M ... Coach Johnny Jones is 36-7 in his three years as head coach at the Maravich Center going 14-3 in 2013 and 13-3 in 2014 ... The Tigers under Jones was 13-5 in his first two years in home conference games en route to back-to-back 9-9 seasons.

All time in the Maravich Center, LSU is 234-136 in SEC home games.

#### A Ranked Win On The Road

The win by LSU at West Virginia on Dec. 4 with the Mountaineers ranked 16th in the country was the first win by LSU on an opponent's official home court since Nov. 26, 2005 when LSU won again at West Virginia, 71-68 in overtime, this time with the Mountaineers ranked at No. 13.

LSU has 10 wins over ranked teams on the opponent's home floor dating back to the start of the Associated Press poll in the 1948-49 seasons. Here are the 10 LSU wins:

**12-4-14 - at #16 West Virginia, 74-73;**

**11-26-05 - at #13 West Virginia, 71-68;**

**2-14-04 - at #22 Florida, 73-70;**

**3-1-00 - at #19 Auburn, 55-53;**

**1-15-94 - at #24 Vandy, 83-81;**

**1-14-92 - at #9 Alabama, 89-81;**

**2-5-83 - at #19 UGA, 70-59;**

**2-21-81 - at #8 Tennessee, 66-65;**

**1-28-80 - at #5 UK, 65-60;**

**1-6-79 - at #9 UK, 93-89**

In the AP poll's history, LSU has 76 total victories against ranked teams, including three against No. 1-ranked teams.

Since the win against West Virginia, LSU has been receiving votes in the AP and Coach's Poll each of the last seven poll releases.

#### LSU Outrebounds 12 Opponents; Take First Loss In Fifth Game When Outrebounded

LSU has had the rebound edge in 13 games, but when LSU has been outrebounded they have had

### TIGER TRENDS

LSU RECORD...	14-15	Jones Era
In November	4-2	13-4
In December	6-0	16-2
In January	4-2	11-11
In February		10-6
In March		5-7
In April		
<b>LSU vs. AP Ranked Opponents</b>		
At home		2-1
On the road	1-0	1-2
Neutral		0-2
<b>LSU's Record in Games...</b>		
Decided by 5 pts or less	4-2	16-10
Decided by 10 pts or less	7-4	26-18
Decided by 11 pts or more	7-0	27-12
At night	13-3	42-17
During the day	1-1	11-13
Decided in Overtime	2-1	4-4
Televised	12-4	47-29
<b>LSU's Record When Scoring...</b>		
Less than 60 points		3-5
60-69 points	1-4	10-11
70-79 points	8-0	21-11
80-89 points	4-0	15-2
90-99 points	1-0	3-1
100 or more points		1-0
<b>LSU's Record When Allowing...</b>		
Less than 60 points	3-0	17-0
60-69 points	5-2	21-7
70-79 points	4-2	8-8
80-89 points	2-0	5-13
90-99 points		2-2
100 or more points		
<b>LSU's Record When...</b>		
Leading at the half	9-3	41-6
Losing at the half	4-1	10-23
Tied at the half	1-0	2-1
Lead 10 minutes left	12-2	44-5
Losing 10 minutes left	2-1	9-22
Tied 10 minutes left	0-1	0-3
Lead 5 minutes left	12-2	45-5
Losing 5 minutes left	1-1	6-24
Tied 5 minutes left	1-1	2-1
<b>LSU's Record When Shooting...</b>		
50% or higher	5-0	16-1
Less than 50%	9-4	37-29
Better than opponent	14-0	47-2
Worse than opponent	0-4	6-28
Even Shooting		
More 3PT FGs than opp.	6-1	30-14
<b>LSU's Record When...</b>		
Outrebounding opp.	10-3	36-12
Outrebounded by opp.	4-1	17-18
Equal rebounds		
<b>LSU's Record When Committing...</b>		
Fewer TO than opp.	7-1	19-10
More TO than opp.	6-3	27-17
Equal TO	1-0	7-3
15 or fewer TO	8-1	32-20

## SCORING BREAKDOWN

CLASS	PTS	PCT.			
Freshmen	108	8.0			
Sophomores	847	62.5			
Juniors	380	28.0			
Seniors	20	1.5			
SCORING	PTS	PCT.			
Starters	989	73.0			
Bench	366	27.0			
POINTS IN PAINT	PTS	APG			
LSU	698	38.8			
Opponents	588	32.7			
POINTS OFF TO	PTS	APG			
LSU	280	15.6			
Opponents	268	14.9			
SECOND CHANCE POINTS	PTS	APG			
LSU	215	11.9			
Opponents	218	12.1			
BENCH SCORING	PTS	APG			
LSU	366	20.3			
Opponents	292	16.2			
FT% LAST 5 MINUTES (SEC GAMES)		PCT			
LSU (22-34, 64.7%)	57-84	67.9			
Opponents (29-38, 76.3%)	53-82	64.6			
FG% LAST 5 MINUTES (SEC GAMES)		PCT			
LSU (17-52, 32.7%)	65-152	42.8			
Opponents (20-68, 29.4%)	66-182	36.3			
3FG% LAST 5 MINUTES (SEC GAMES)		PCT			
LSU (6-20, 30.0%)	18-59	36.0			
Opponents (5-23, 21.7%)	17-59	28.8			
LSU RECORD OF STARTING LINEUPS (FF,C, GGG; FF,GGG; or FFF, GG)					
3-1 -- Martin, Mickey, E. Robinson, Hornsby, Gray					
1-0 -- Martin, Odo, Quarterman, Hornsby, Gray					
1-0 -- Epps, Odo, Mickey, Hornsby, Gray					
6-2 -- Martin, Mickey, Odo, Hornsby, Gray					
1-0 -- Martin, Mickey, Epps, Hornsby, Gray					
2-1 -- Martin, Mickey, Malone, Hornsby, Gray,					
TIMES LEADING SCORERS -- Martin 9, Mickey 6, Quarterman 2, Hornsby 1, Gray 1					
TIMES LEADING REBOUNDER -- Mickey 11, Martin 7, Quarterman 1					
TIMES LEADING ASSISTS -- Gray 13, Quarterman 4, Hornsby 2, Mickey 1, Patterson 1, Martin 1					
TOTAL DUNKS -- Martin 27, Mickey 16, Quarterman 4, Odo 2, Gray 1, Epps 1					
DOUBLE FIGURE SCORING GAMES -- Martin 15, Mickey 14, Hornsby 12, Quarterman 10, Gray 6, Patterson 5, Bridgewater 1					
DOUBLE DOUBLE -- Mickey 10, Martin 6, Quarterman 1, Gray 1					
20-POINT GAMES (Season) -- Martin 5, Mickey 4, Quarterman 2, Gray 1					
OPENING JUMP BALL CONTROLLED -- LSU 9, Opponents 9					
SCORED FIRST LSU POINTS -- Mickey 7, Martin 5, Hornsby 3, Gray 2, Odo 1					
PLAYERS SCORING IN DOUBLE FIGURES BY GAME					
0	1	2	3	4	5 or more
		2	6	9	1
CLOCK TIME LEADING THE GAME -- 498:24 -- avg. 27-plus minutes a game					
CLOCK TIME TRAILING THE GAME -- 191:08					
CLOCK TIME TIED -- 50:28					

the scoreboard edge four-of-five-times ... The fifth time was Saturday versus A&M, when out rebounded 41-40.

Against Sam Houston, at UAB, versus Georgia and at Ole Miss, LSU was out rebounded but won the basketball game.

The Florida game (1/20) marked the 13th time LSU outrebounded its opponent, with the Tigers having a 10-3 record in those games ... LSU is averaging 40.7 rebounds a game (second in the league) compared to 36.4 for the opponents ... LSU is 36-12 in Coach Johnny Jones' tenure when having the rebound advantage.

### Scouting The Opposition - Vanderbilt Commodores

Vanderbilt comes into the game at Memorial Gymnasium with a record of 11-7 and 1-4 in the SEC. Vandy is 9-2 this year in the Gym.

The Commodores come off a tough defeat at Kentucky where they gave the No. 1 ranked Wildcats a strong battle before falling, 65-57, at Rupp Arena on Tuesday. Riley LaChance had 16 points for Vandy with Matthew Fisher-Davis getting 13 and Damian Jones 11. Vanderbilt shot 41.5 percent for the game and 38.9 percent from the arc (7-of-18). The Commodores were 6-of-12 at the free throw line.

Jones leads the team averaging 15.7 points and 7.2 rebounds a game, while LaChance is at 13.4 points.

Vandy's lone league win came in the opening game of SEC play, 64-52 vs. Auburn.

Kevin Stallings has been at Vanderbilt for 16 years now and is the all-time winningest coach in school history with 303 victories. He has 426 victories when you throw in his six years as the head coach at Illinois State. HE has taken the Commodores to 10 post-season events in his first 15 years.

### 70 Points And More Good; 80 Is Better

LSU at Florida (1/20) was over 70 points for the 13th time in 18 games ... At LSU, Coach Jones and the Tigers have posted 70 points or more in 54 games ... The Tigers have a record of 40-14 in those games and a mark of 19-3 in the 21 games LSU has posted 80 points or more ... LSU is undefeated this year when scoring 70 points or more (12-0).

LSU has failed to score 70 points 29 times in that period with a 13-16 record, 1-4 this year.

LSU averaged 74.7 points per game last year, one of LSU's best scoring totals since 2005 when LSU averaged 75.2 points a contest ... It also marked the first time since the 2005 and 2006 seasons when LSU averaged over 70 points in two consecutive seasons ... The Tigers are presently averaging 75.3 points per game, third in the league.

Defensively, in the 83 games of Coach Jones' tenure, LSU is 38-7 when holding teams below 70 points while conversely in the 38 games in which teams have scored 70 points or more against the Tigers, LSU is just 15-23; but, six of those wins have come this season ... LSU, specifically, is 2-0 when allowing 80 points or more this year.

### Coach Jones Hits 50; Already More Wins Than Any Third-Year LSU Coach

The win on Jan. 3 against Savannah State was Coach Johnny Jones' 50th in his head coaching tenure at LSU.

Jones, now at 53-30, won 19 games the first year and 20 contests with a win in the NIT last year. His 39 wins marked the most wins by an LSU coach in their first two years on the job and he was the second LSU coach to take one of his first two teams to a post-season tournament.

Now with 53 wins he has already put himself in the spot with the most wins for any LSU coach after three years on the job. Jones has lots of games left so he can put the mark as high as possible. LSU's last two coaches - John Brady and Trent Johnson - won 49 games each in their first three years at LSU; Harry Rabenhorst 43 (in the first three years of his second stint) and Dale Brown won 36.

Jones is in his 15th season as a head coach (1 as interim coach at Memphis, 11 at North Texas and 3 at LSU) with an overall record of 257-191 ... This is also his 20th year at LSU in some basketball capacity - 4 years as a player, 13 years as an assistant coach for Dale Brown and now three years as a player ... He played in the 1981 NCAA Final Four and was on the bench as an assistant coach for the 1986 NCAA Final Four.

### Now Looking At Best Third Year Conference Mark At LSU

With 21 conference wins (9 in 2013, 9 in 2014 and now 3 in 2015), Johnny Jones is tied for the best mark of any LSU coach in conference play over the first three years of their tenure. He is presently tied with his mentor, Dale Brown:

**Johnny Jones - 21**

**Dale Brown - 21**

**John Brady - 18**

**Trent Johnson - 18**

**Harry Rabenhorst - 16**

**Press Maravich -- 16**

### Four In Double Figures Scoring

Martin is at 16.9 points per game, Mickey at 15.5 ppg, Keith Hornsby 12.5 ppg and Tim Quarterman at 12.1 ppg.

Martin is third, Mickey is seventh, Hornsby 119 and Quarterman 21st in the SEC in scoring.

Add in Josh Gray who is at 9.6 per game scoring and LSU's top five in scoring are averaging 66.6 of LSU's 75.3 points.

### Tick-Tock, Tick-Tock

Through 18 games, LSU has five players averaging 29.8 minutes or more a game and four of those are in the top 10 in minutes average in the Southeastern Conference ... Jarell Martin leads the league at 34.9 mpg, while Jordan Mickey is fourth at 34.5 and Keith Hornsby fifth at 34.2 mpg. Tim Quarterman is at 32.7,

good enough for eighth in the league ... Josh Gray is the other player averaging 30 minutes a game at 30.6

For the record, in league games only, Martin is the league leader averaging 37.4 minutes per game, while Hornsby and Mickey are T3 at 36.8 minutes per game.

Martin is on pace for around 1,050 minutes by the end of the regulars season, still shy of the 1,342 minutes that Derrick Taylor played in the 1985-86 season.

#### **+/- Stats**

Some of the best numbers this season in the +/- stats as far as efficiency of points for minus points against:

Gardner Webb (Nov. 15) – Hornsby +23 (68 PF, 45 PA); Mickey +21 (86-65) ... Starting lineup of Hornsby, Mickey, Martin, Gray and E. Robinson III played 11:43 and was +16.

Weber State (Nov. 22) – Lineup of Martin, Mickey, Hornsby, Gray and Quarterman (19 minutes, +18) UMass (Dec. 2) – Hornsby and Martin had the highest numbers of the season at +25 (Hornsby 72 points for, 47 points against; Martin 70-45) while Quarterman tallied +21 (67-46) ... Fivesome of Martin, Hornsby, Gray, Quarterman and Mickey tallied +15 (33-18) for the 12:30 they were on the floor.

West Virginia (Dec. 4) – Only one player was in double figures, Quarterman, who was +18 in his 30 minutes on the floor (63 PF-45 PA).

Charleston (Dec. 22) – Hornsby had the best number so far at +27 (32 minutes, 58 points for, 31 points against). But Martin in 26 minutes and Quarterman in 33 minutes both had +23 numbers.

Southern Miss (Dec. 29) – Two players had a +20 number with Quarterman posted +23 in his 32 minutes with 75 PF and 52 PA, while Gray in his first game back was +20 (59 PF, 39 PA).

Savannah State (Jan. 3) – Quarterman posted a third straight 20-plus points game of Points For and Points Against while on the floor, posting +25 for his 34 minutes of play (71 points for, 46 against).

Florida (Jan. 20) – Patterson posted a point for-points against total of +20 when he was on the floor (58-38) with Quarterman at +18, Mickey +17 and Hornsby and Martin at +17 each.

#### **LSU Plays Just 7 vs. Aggies**

The A&M game marked the fewest players LSU has played in a game this season as the Tigers played the five starters – Martin, Mickey, Malone, Gray and Hornsby – and reserves Quarterman and Patterson.

LSU played 8 against Clemson, at West Virginia, Sam Houston State and at UAB. There are six other games, including the Florida game when LSU played nine players. .

#### **Going For Fourth Consecutive Winning Season At LSU --**

The Tigers won 20 games last season, giving LSU three consecutive seasons with winning records (18 in 2012, 19 in 2013, 20 in 2014). Now three consecutive winning seasons may not seem like much but when it comes to streaks of winning season in LSU's basketball history, there are only five streaks that are longer – 4 from 1932-35; 5 from 1977-81; 6 from 2002-07; 9 from 1914-22; and, 11 from 1982-93.

#### **Bridgewater Getting Back To Form**

It's always a question as to how players will respond after that year off, whether it was a transfer year or in Bridgewater's case of a clearinghouse issued that didn't allow him to practice with the team last year, but did allow him to come to LSU and receive aid.

Bridgewater didn't play for the first time in the A&M game but has played in 17 games, averaging 6.7 minutes per game, 2.6 points and 1 rebound.

Against McNeese (11/29), he came off the bench to play 22 minutes, hit 7-of-8 field goal attempts and finished with a strong 16 points and five rebounds. His minutes went up with the decision not to play Jordan Mickey in that contest.

Bridgewater is from Baton Rouge and played for Scotlandville in his final high school season of 2012-13.

#### **Keith Hornsby A Solid Player For Tigers**

Hornsby's effort, with his parents watching in Oxford (1/14), helped put LSU over the top as he remains a solid threat for the Tigers, averaging 12.5 points, 4.6 rebounds and 2.3 assists ... After being the second player this season to get at least 5 treys for the Tigers in a game, he is now at 33 treys for the season and a percentage of 37.1 percent.

Having played such a large number of minutes, 616, he has only 30 turnovers for the year.

At the charity stripe, Hornsby is 34-of-45 for the year and 75.6 percent.

The transfer from UNC-Asheville has started all 18 games ... Against UAB (12/18), Hornsby had his college career high of 24 points, making 8-of-15 field goals, including two treys and all six free throws ... Hornsby has had 11 double figure scoring games ... Including his days at UNC-A, he has had 12 games of 20 or more points.

In the last three games, Hornsby has made 9 treys, on 9-of-20 shooting.

#### **Josh Gray – Floor General**

For Josh Gray, the two games versus Georgia and at Ole Miss were certainly his best since his return from the mid-December ankle sprain with 15 points and six rebounds to go with three steals in the double overtime win against Georgia and then with his first LSU double double of 14 points and 10 rebounds to go with two steals at Ole Miss.

Gray had 9 points, 7 rebounds and five assists against A&M (1/17).

He is averaging 9.6 points per game, 2.7 rebounds and 4.9 assists per game, third in the league ... In SEC games, his average of 5.0 leads the league.

Josh Gray returned to the starting lineup against Southern Miss (12/29) after suffering a sprained ankle

## **MISCELLANEOUS SUPERLATIVES**

### **Tim Quarterman -- Gms 5 or more Assists (6) 2013-14**

12/21 -- UAB -- 9

### **2014-15**

11/29 -- McNeese -- 6

12/18 -- at UAB -- 8

12/29 -- USM -- 6

1/10 -- Georgia -- 5

1/20 -- at UF -- 8

---

### **Jordan Mickey -- Gms 5 or more Assists (1)**

### **2014-15**

11/15 -- Gardner-Webb -- 6

---

### **Josh Gray -- Gms 5 or more Assists (8)**

### **2014-15**

11/24 -- Clemson -- 5

11/29 -- McNeese -- 7

12/2 -- UMass -- 5

12/4 -- at West Va. -- 7

1/3 -- Savannah State -- 8

1/10 -- Georgia -- 6

1/15 -- at Ole Miss -- 10

1/17 -- vs. Texas A&M -- 5

---

### **Jarell Martin -- Gms 5 or more Steals**

### **2013-14**

1/11 -- South Carolina -- 5

---

### **Jordan Mickey -- Gms 5 or more blocks (17)**

### **2013-14 (10)**

11/12 -- UMass -- 5

11/16 -- Northwestern State -- 6

11/22 -- Southeastern -- 5

12/14 -- ULM -- 5

1/7 -- Tennessee -- 5

1/15 -- At Ole Miss -- 7

1/21 -- Missouri -- 5

1/28 -- Kentucky -- 5

2/1 -- Arkansas -- 6

2/26 -- Texas A&M -- 5

### **2014-15 (7)**

12/2 -- UMass -- 5

12/18 -- At UAB -- 7

12/22 -- Charleston -- 6

12/29 -- USM -- 6

1/3 -- Savannah State -- 6

1/14 -- at Ole Miss -- 6

1/17 -- vs. Texas A&M -- 7

## SPECIALTY STATS BY GAME

(PP = Points in Paint; POT = Points off Turnovers; 2ND = 2nd chance points; FB = Fast Break Points)

### Listed with LSU first then Opponent

Game	PP	POT	2ND	FB
Gard.-Webb	48-50	12-16	22-5	0-4
Texas Tech	36-30	16-14	10-14	6-2
ODU (PJ)	26-26	9-21	11-9	6-6
Weber (PJ)	52-26	20-13	12-6	6-12
Clemson (PJ)	32-28	12-11	15-15	4-9
McNeese	48-36	22-10	19-16	2-2
UMass	52-36	20-16	12-7	10-4
At WVU	36-22	25-15	13-17	14-4
Sam Houston	32-28	12-13	9-27	6-0
At UAB	40-28	16-16	10-14	6-2
Charleston	30-24	13-13	13-7	6-2
USM	54-26	24-8	12-11	10-6
SSU	58-40	16-18	8-4	10-6
At Mizzou	24-36	11-18	12-5	10-7
UGA	32-44	11-17	4-14	2-8
At Ole Miss	38-34	15-12	14-27	6-4
Texas A&M	30-40	16-20	13-14	4-8
At Florida	30-34	20-16	6-6	14-10
-----				
<b>AVG PER GM (rounded off)</b>	<b>39-33</b>	<b>16-15</b>	<b>12-12</b>	<b>7-5</b>
-----				

## LSU BY POSSESSION

Game	Points Per Possession
Gard-Webb	1.19 (Offense); 1.05 (Defense)
Texas Tech	0.86 (Offense); 0.80 (Defense)
Old Dominion	0.86 (Offense); 0.99 (Defense)
Weber St.	1.11 (Offense); 0.89 (Defense)
Clemson	0.92 (Offense); 0.97 (Defense)
McNeese	1.19 (Offense); 1.03 (Defense)
UMass	1.05 (Offense); 0.77 (Defense)
West Va.	0.94 (Offense); 0.92 (Defense)
Sam Houston	1.13 (Offense); 1.00 (Defense)
UAB	1.13 (Offense); 1.00 (Defense)
Charleston	0.96 (Offense); 0.64 (Defense)
USM	1.18 (Offense); 0.91 (Defense)
SSU	1.04 (Offense); 0.81 (Defense)
Mizzou	0.85 (Offense); 0.94 (Defense)
UGA	1.02 (Offense); 0.99 (Defense)
At Ole Miss	1.01 (Offense); 0.96 (Defense)
Vs. Texas A&M	0.93 (Offense); 0.97 (Defense)
At Florida	1.09 (Offense); 0.84 (Defense)

LSU offensive high -- 1.19 vs. Gardner-Webb; McNeese

Opp. offensive high -- 1.05 by Gardner-Webb

LSU offensive low -- 0.85 at Mizzou

Opp. offensive low -- 0.64 by Charleston

on Dec. 13 against Sam Houston State. He missed the two games at UAB and against Charleston.

Against Savannah State (1/3) he was passing with precision with a then season high eight assists in 29 minutes of the win. He has seven games of five assists or more this season.

The scoring game that everyone was waiting for came out against UMass (12/2) when he made 11-of-15 field goals, including 3-of-4 three-point field goals while scoring 25 points with five assists and three steals.

### Tim Quarterman Earned NCAA.com POW

Jan. 12, the sophomore guard was named NCAA.com Player of the Week. NCAA.com, the official web-site of the NCAA, is part of Turner Sports Digital.

His play at Mizzou (19 points, 6 rebounds, 2 assists-Jan. 8) and his amazing rally he led in the first overtime against Georgia (Jan. 10) that led to 27 points, 5 rebounds, 5 assists.

Last year in 33 games, Tim Quarterman averaged 12.3 minutes per game, shot just 26.4 percent FG percentage (28-106), was 10-48 from the arc (20.8), 17-31 from the line (54.8 percent) and averaged 2.5 points and 1.8 rebounds per game.

This year (15 off the bench and three starts) Quarterman has averaged 32.7 minutes, has made 75-of-165 field goal attempts (45.5 percent), with 23 treys (23-70, 32.9%). He is averaging 12.1 points per game and 5.6 rebounds per contest.

Quarterman had his first double double of his college career when he returned to coming off the bench against Southern Miss (12/29) as he had 12 points and 14 rebounds to go with six assists and just one turnover in 33 minutes.

He had his streak of 30 or minutes snapped at 15 straight games when he played 25 against A&M, but came back against Florida to post 32 minutes and have 15 points and 8 assists on Tuesday ... He now has 10 double figure scoring games.

### Martin Working To Get To Line; Makes Free Throws

It has been a constant for Jarell Martin to work hard to the goal and if unable to score, draw free throws ... For the season he is 71-of-97 at the line for 73.2 percent ... He has 30 more attempts than any player on the team and 22 more makes ... Martin struggled in SEC play from the line and was just 4-of-10 after four SEC games ... But he made 7-of-8 against Florida to key the team's 17-of-18 night and now is 11-of-18 from the stripe in conference games.

When Martin made eight free throws at West Virginia (12/4), it marked the third game this year, he has made at least eight free throws in a game this season ... He was 9-12 in the game in the Virgin islands against Old Dominion (11/21) and then was 8-of-10 against McNeese State (11/29) and 8-of-11 against WVU (12/4).

Last year, in 32 games Martin was 62-of-90 or 68.9 percent.

### Jalyn Patterson Improving As Time Goes on

Jalyn Patterson has really become a very productive player for the Tigers off the bench with double figures in three-of-his-last-five games and five of his last nine.

Against UAB (12/18), the freshman from Alpharetta, Georgia played 33 minutes and had 11 points hitting three treys with three assists and no turnovers ... Patterson had his second double figure game against Southern Miss (12/29) when he played 22 minutes, hitting 4-of-6 field goals to score 10 points with four rebounds, two assists and two steals ... At Mizzou he posted 11 points and against Georgia, he scored 15 points in 27 minutes with three assists and no turnovers.

He had another double figure game and played 25 minutes against A&M, getting 13 points on 5-of-8 shooting and 3-of-6 from the arc ... Against Florida he played a season high 28 minutes, hitting 2-of-4 attempts (both treys) with four rebounds and two assists.

For the year, Patterson has made 34-of-80 field goals, including 19-of-50 three-point field goals ... For the season, he is at 5.2 points per game and 1.8 rebounds.

### Aaron Epps

Epps got his second start of the year at the third forward spot for LSU against Savannah State (1/3), playing nine minutes with two points ... He scored five points against Southern Miss (1/29), hitting 2-of-4 field goals, including a three-pointer.

For the season, he has played in eight games, averaging 1.1 points per game and 1.5 rebounds a game.

### Darcy Malone

The Australian sophomore came off the bench against Georgia to play 16 minutes, the most he has played this year and had one assist and one block during his playing time. But he helped out as Martin and Mickey battled some foul trouble issues in the game.

Malone was rewarded with his first start of his LSU career against Ole Miss and played eight minutes with one point and three rebounds.

The Aussie continues to give LSU solid minutes of late, starting again against A&M playing 21 minutes with four points, three rebounds and a block. His third start against Florida saw him play 13 minutes while battling foul issues. He scored two points.

Malone has played in 10 games and is averaging 1.3 points and 1.0 rebounds per game.

### LSU's Past Stars in the NBA

The Tigers have six players on NBA rosters at present:

Brandon Bass -- Boston -- 10th season in the league  
Glen Davis -- LA Clippers -- 8th season in the league

Marcus Thornton -- Boston --6th season in the league  
 Garrett Temple -- Washington -- 5th season in the league  
 Justin Hamilton -- Miami -- 2nd season in the league  
 Johnny O'Bryant III -- Milwaukee -- 1st season in the league

### Nation's Top Recruit Signs With Tigers

The long-hoped for signing day finally came for LSU Basketball and the nation's top-ranked high school player, Ben Simmons on Nov. 12. As expected, Simmons signed with the Tigers, and the LSU compliance office announced it had received and approved the national letter-of-intent papers ... The 6-10 forward, an Australian native, plays for Montverde in Florida. The school has won the last two prep national championships and is ranked No. 1 in the country entering the 2014-15 season by USA Today.

"We are thrilled to have Ben Simmons and his wonderful family officially joins the LSU basketball family," said LSU Head Basketball Coach Johnny Jones. "His talent level, hard work and passion for the game will allow him to make an immediate impact on the program."

Last season, Simmons averaged 18.5 points, 9.8 rebounds and 2.7 assist a game while shooting 69 percent from the floor and 77 percent from the free throw line. He recorded 88 blocks as well. Montverde was 28-0 last season, closing with a 71-62 victory over Oak Hill Academy in the Dick's Sporting Good High School National Tournament at Madison Square Garden. Simmons had 24 points and 12 rebounds, earning MVP honors ... This past summer at the NIKE EYBL Peach Jam in Georgia, Simmons averaged 18 points, 6.5 rebounds and almost three assists for a Florida-based team. He was later named the high school MVP at the NBAPA Top 100 camp and also attended and had a strong showing at the LeBron James Skills Academy.

Simmons is ranked No. 1 in America by Rivals.com, 247 sports.com, ESPN.com and No. 2 by Scout.com. Although former signees have won national high school post-season awards after their senior seasons, this is believed to be the first No. 1 player the Tigers have signed in the early signing period.

Simmons had a 22-point, 10-rebound, 10-assist game on national television early in December against Bishop O'Dowd.

### New Orleans Native Highly Recruited Craig Victor Transfers

New Orleans native Craig Victor, a highly ranked and recruited prep basketball star, has signed Southeastern Conference scholarship papers to transfer to the LSU men's basketball team from the University of Arizona. Victor's papers were received and validated by the LSU Compliance Department and announced recently by LSU men's basketball coach Johnny Jones.

He began practicing with LSU on Thursday of last week.

The 6-9, 230-pound Victor played the fall semester (2014) at the University of Arizona and will be eligible to practice with the Tigers, but will not see game action under transfer rules until the end of the fall semester (2015). He will have three years of eligibility remaining.

"We are excited about the addition of Craig Victor to our basketball team," said Coach Jones. "With his size, strength and his ability to defend the paint and rebound he will be a great presence on the defensive end of the floor. Offensively, he has the ability to play with his back to the basket or face up to score. He is also an excellent post passer. He will be a great addition and an exceptional talent that we are adding to our program."

ESPN ranked Victor as the No. 9 power forward in the country (37th overall) and the No. 1 player from Louisiana in his recruiting class by ESPN out of Findlay Prep in Las Vegas. He averaged 13.7 points and 8.6 rebounds per game, leading Findlay to a 31-5 record and a No. 6 national ranking. He was named the 2013 Times-Picayune Large School Player of the Year and first on the 2013 NOLA.com Super 16. He averaged 14.1 points, 11.3 rebounds and 3.0 blocks per game at St. Augustine High in New Orleans. Victor helped St. Aug to a state runnerup up finish in 2012 and a state title in 2011 as a freshman.

"I'm happy to be able to start this chapter of my life and basketball career at LSU," said Victor. "I'm happy to be home. I want to thank and offer my appreciation to Coach Sean Miller and his staff at Arizona. I learned a lot from that staff and wish them well as the season goes on. I want to thank the Arizona fans for all their support and look forward to soon playing in front of another great group of fans at LSU. "I look forward to being able to further develop my skills with Coach Jones and the LSU coaching staff. I have always had a great family support system (in New Orleans) and I look forward to being closer to home and having them able to be a part of my time at LSU. It's an exciting and new challenge."

Victor was coached by Jerome Williams at Findlay Prep and Mitchell Johnson at St. Augustine. He played in eight games at Arizona, hitting 8-of-13 field goal attempts and averaging 3.1 points and 1.1 rebounds.

### Next Up - Coming Home For Four Of The Next Five

The LSU Travel Office won't have to worry too much about LSU basketball over the next couple of weeks as the Tigers play four-of-their-next-five games in the comfort of the Maravich Center.

LSU returns home to play South Carolina in a Wednesday 6 p.m. game before a quick road trip on Saturday afternoon to Mississippi State. Then LSU will have three home games in six days, facing Auburn on Feb. 5, Alabama Feb.7 and Kentucky on Feb. 10.

## Tale of Two Halves LSU Superlatives by Halves This Year

<b>Team</b>	
<b>Pts:</b>	High - 49, vs. USM (1st) 51, vs. Gardner-Webb (2nd) Low - 24, vs. Texas Tech (1st) 24, vs. A&M (2nd)
<b>Reb:</b>	High - 27, at Ole Miss (1st) 26, vs. Gardner-Webb (2nd) Low - 10, vs. Georgia (1st) 14, at Ole Miss (2nd)
<b>Asts:</b>	High - 12, at W. Virginia; vs. USM (1st) 14, vs Savannah State (2nd) Low - 4, vs. Texas Tech (1st) 3, vs. ODU; at Mizzou (2nd)
<b>FGM:</b>	High - 19, vs. UMass (1st) 19 vs. McNeese, SSU (2nd) Low - 10, vs. Texas Tech (1st) 8, vs. ODU (2nd)
<b>FG%:</b>	High - 60.0% vs. UGA (1st) 65.5%, vs. McNeese (2nd) Low -- 28.6%, vs. Texas Tech (1st) 29.4%, vs. A&M (2nd)
<b>3FGM:</b>	High -- 6, vs. UGA, vs. A&M (1st) 4, vs. five times (2nd) Low -- 0, vs. Texas Tech, SSU (1st) 0, vs. Clemson (2nd)
<b>3FG%:</b>	High -- 62.5 at UF (1st) 66.7% vs. SHS (2nd) Low - 0.0% vs. Texas Tech, SSU (1st) 0.0%, vs. Clemson (2nd)
<b>FTM:</b>	High - 11, vs. Charleston (1st) 13, at Ole Miss, at UF (2nd) Low -- 0 vs. Gardner-Webb (1st) 2, vs. UGA (2nd)
<b>FT%:</b>	High - 100% vs. C-W, UGA, at UF (1st) 100%, vs. Weber St.; USM, SSU (2nd) Low - 0.0% vs. Weber St. (1st) 40.0% vs. UGA (2nd)
<b>Players Highs In A Half:</b>	
<b>Points --</b>	20, Keith Hornsby, at Ole Miss, 1/14/15
<b>FGM --</b>	8, Jordan Mickey vs. Weber State (2nd)
<b>3FGM --</b>	4, Keith Hornsby, at Ole Miss, 1/14/15 (2nd)
<b>FTM --</b>	7, Jarell Martin, at West Virginia (1st) 7, Jarell Martin, vs. ODU (2nd half)
<b>Rebounds --</b>	11, Jordan Mickey, vs. Sam Houston State, vs. Savannah State (1st)
<b>Assists --</b>	7, Josh Gray, vs. Savannah State (2nd)
<b>Blocks --</b>	6, Jordan Mickey, vs. SSU (2nd)
<b>Steals --</b>	3, Jarell Martin, vs. UMass (1st) 3, Tim Quarterman, vs. SSU (1st) 3, Tim Quarterman, vs UMass (2nd) 3, Jalyn Patterson, vs. C of C (2nd)



# Jarell Martin

Forward \* 6-10 \* 235 \* Sophomore \* 1L \* Baton Rouge, La. (Madison Prep HS)

# 1

## Martin's Top Performances

**Points**  
Season: 26, twice  
Career: 26, twice

**Rebounds**  
Season: 14, twice  
Career: 14, twice

**Field Goals Made**  
Season: 10, three times  
Career: 10, three times

**3 PT FG Made**  
Season: 2, twice  
Career: 4, vs. Texas A&M, 2/26/14

**Free Throws Made**  
Season: 9, vs. ODU (PJ), 11/21/14  
Career: 9, vs. ODU (PJ), 11/21/14

**Assists**  
Season: 4, twice  
Career: 4, three times

**Blocks**  
Season: 3, vs. Sam Houston, 12/13/14  
Career: 3, twice

**Steals**  
Season: 3, twice  
Career: 5, at South Carolina, 1/11/14

**Minutes Played**  
Season: 41, vs. Texas Tech, 11/18/14  
Career: 41, at Kentucky, 2/22/14

## Top Career Scoring Games

- 26 vs. Savannah State, 1/3/15
- 26 vs. McNeese, 11/29/14
- 25 at UAB, 12/18/14
- 24 vs. Southern Miss, 12/29/14
- 22 at Florida, 1/20/15
- 21 vs. Gardner Webb, 11/15/14
- 20 vs. Texas A&M, 2/26/14
- 20 vs. Mississippi State, 2/19/14
- 18 four times

## Sophomore Season (2014-15)

Opens Sophomore season with career highs in points (21) and rebounds (11) while equaling mark for field goals made against Gardner-Webb (11/15) ... Posted a second double-double in the overtime win vs. Texas Tech (17-12), including a windmill dunk that was ESPN's No. 7 POD ... Second year an LSU player opened with three double doubles (J. Mickey last year) with 17-11 vs. Old Dominion ... Had six straight double figure scoring game streak dating back to final two games last year stopped vs. Clemson ... Upped career high to 26 points with fourth double-double of year, fifth of career (vs. McNeese, 11/29/14) ... Career mark of 14 rebounds (12/4) in win over #16 West Virginia ... One off career high with 25 pts at UAB (12/18) and after starting 1-19 from 3pt range, hit 4-of-4 vs. Sam Houston and UAB ... Did not start vs. Charleston (12/21), but had his sixth straight double figure game, most by any player on the team to date ... Seventh straight double figure game, sixth career game over 20 vs. USM (12/29) ... First player since Johnny O'Bryant III last season against Kentucky and Arkansas to go back-to-back 20-point games as he gets eighth straight double figure games against Savannah State (1/3) ... 26 points equaled career high ... Double figure scoring streak snapped at Mizzou (1/8) ... Double double on the road at Ole Miss (1/15) with 18 points, 14 rebounds ... Sixth 20-point game at UF (1/20) with 22 points.

## Martin's Game-by-Game Statistics

2014-15	MIN	FG	3FG	FT	REB	PF/D	A	TO	BLK	STL	PTS
<b>OPPONENT</b>											
<b>GARDNER-WEBB</b>	38	8-16	1-7	4-4	11	1-0	1	5	0	2	21
<b>TEXAS TECH</b>	41	7-18	0-1	3-4	12	3-0	3	1	0	2	17
<b>Vs. Old Dominion (PJ1)</b>	34	4-10	0-3	9-12	11	3-0	1	2	0	1	17
<b>Vs. Weber State (PJ2)</b>	32	5-12	0-2	1-1	4	4-0	2	1	0	1	11
<b>Vs. Clemson (PJ3)</b>	22	3-10	0-1	1-2	8	4-0	1	1	0	1	7
<b>MCNEESE STATE</b>	40	9-15	0-1	8-10	10	1-0	1	4	1	3	26
<b>MASSACHUSETTS</b>	34	5-8	0-2	2-2	5	3-0	1	1	1	3	12
<b>At #16 West Virginia</b>	39	5-13	0-2	8-11	14	5-1	3	7	1	1	18
<b>SAM HOUSTON STATE</b>	37	3-9	2-2	6-10	9	1-0	3	1	3	0	14
<b>At UAB</b>	31	10-15	2-2	3-3	6	3-0	0	2	0	1	25
<b>CHARLESTON</b>	26	5-10	1-2	7-8	9	3-0	3	2	2	0	18
<b>SOUTHERN MISS</b>	32	10-15	1-2	3-7	9	1-0	4	2	0	0	24
<b>SAVANNAH STATE</b>	35	10-15	1-1	5-5	8	1-0	3	4	0	2	26
<b>*At Missouri</b>	35	3-10	0-1	3-7	7	5-1	2	2	2	2	9
<b>*GEORGIA</b>	39	3-10	1-3	0-0	6	5-1	0	2	1	1	7
<b>*At Ole Miss</b>	37	9-12	0-1	0-0	14	3-0	1	4	0	0	18
<b>*TEXAS A&amp;M</b>	37	5-15	1-3	1-3	8	0-0	4	4	0	2	12
<b>*At Florida</b>	39	7-15	1-1	7-8	8	2-0	2	2	0	1	22
<b>*At Vanderbilt</b>											
<b>*SOUTH CAROLINA</b>											
<b>*At Mississippi State</b>											
<b>*AUBURN</b>											
<b>*ALABAMA</b>											
<b>*KENTUCKY</b>											
<b>*At Tennessee</b>											
<b>*At Texas A&amp;M</b>											
<b>*FLORIDA</b>											
<b>*At Auburn</b>											
<b>*OLE MISS</b>											
<b>*TENNESSEE</b>											
<b>*At Arkansas</b>											
<b>SEC Tournament</b>											

## Jarell Martin's Career Stats

YEAR	GP-GS	MIN/AVG	FG-FGA	PCT.	3FG-FGA	PCT.	FT-FTA	PCT.	REB.-AVG	PF-FO	AST	TO	BLK	STL	PTS-AVG.
13-14	32-25	837/26.2	121-257	.471	27-81	.333	62-90	.689	146-4.6	78-1	29	52	22	27	331-10.3
14-15	18-17	628/34.9	111-228	.487	11-37	.297	71-97	.732	159-8.8	48-3	35	47	11	23	304-16.9
<b>Totals</b>	<b>50-42</b>	<b>1465/29.3</b>	<b>232-485</b>	<b>.478</b>	<b>38-118</b>	<b>.322</b>	<b>133-187</b>	<b>.711</b>	<b>305-6.1</b>	<b>125-4</b>	<b>64</b>	<b>99</b>	<b>33</b>	<b>50</b>	<b>635-12.7</b>



# Elbert Robinson III

Center \* 7-1 \* 270 \* Fr. \* HS \* Garland, Texas (Lakeview Centennial HS)

# 3

### Top Performances

**Points**  
 Season: 2, three times  
 Career: 2, three times

### Rebounds

Season: 5, twice  
 Career: 5, twice

### Field Goals Made

Season: 1, three times  
 Career: 1, three times

### 3 PT FG Made

Season:  
 Career:

### Free Throws Made

Season:  
 Career:

### Assists

Season: 3, vs. Charleston, 12/22/14  
 Career: 3, vs. Charleston, 12/22/14

### Blocks

Season: 2, vs. Charleston, 12/22/14  
 Career: 2, vs. Charleston, 12/22/14

### Steals

Season: 2, twice  
 Career: 2, twice

### Minutes Played

Season: 14, twice  
 Career: 14, twice

### Top Career Scoring Games

- 2 vs. Charleston, 12/22/14
- 2 vs. ODU (PJ1), 11/21/14
- 2 vs. Texas Tech, 11/18/14

### Freshman Season (2014-15)

Makes his LSU debut with a start against Gardner-Webb (11/15), played 14 minutes with 5 boards ... Started first four games ... Played most minutes since opener vs. Charleston (12/22)

### Robinson's Game-by-Game Statistics

#### 2014-15

OPPONENT	MIN	FG	3FG	FT	REB	PF/D	A	TO	BLK	STL	PTS
GARDNER-WEBB	14	0-2	0-0	0-0	5	2-0	1	1	0	0	0
TEXAS TECH	8	1-1	0-0	0-0	1	2-0	0	0	0	0	2
Vs. Old Dominion (PJ1)	5	1-2	0-0	0-0	1	2-0	1	2	0	0	2
Vs. Weber State (PJ2)	4	0-1	0-0	0-0	0	0-0	0	1	0	0	0
Vs. Clemson (PJ3)	DNP--Coach's Decision										
MCNEESE STATE	4	0-0	0-0	0-0	1	2-0	0	1	0	0	0
MASSACHUSETTS	2	0-0	0-0	0-0	1	1-0	0	0	0	0	0
At #16 West Virginia	4	0-0	0-0	0-0	0	1-0	0	1	1	1	0
SAM HOUSTON STATE	DNP--Coach's Decision										
At UAB	DNP--Coach's Decision										
CHARLESTON	14	1-1	0-0	0-2	5	1-0	3	1	2	2	2
SOUTHERN MISS	6	0-0	0-0	0-0	1	2-0	0	1	0	2	0
SAVANNAH STATE	DNP -- Coach's Decision										
*At Missouri	6	0-0	0-0	0-0	2	0-0	0	1	0	0	0
*GEORGIA	DNP -- Coach's Decision										
*At Ole Miss	DNP -- Coach's Decision										
*TEXAS A&M	DNP -- Coach's Decision										
*At Florida	DNP -- Coach's Decision										
*At Vanderbilt	DNP -- Coach's Decision										
*SOUTH CAROLINA	DNP -- Coach's Decision										
*At Mississippi State	DNP -- Coach's Decision										
*AUBURN	DNP -- Coach's Decision										
*ALABAMA	DNP -- Coach's Decision										
*KENTUCKY	DNP -- Coach's Decision										
*At Tennessee	DNP -- Coach's Decision										
*At Texas A&M	DNP -- Coach's Decision										
*FLORIDA	DNP -- Coach's Decision										
*At Auburn	DNP -- Coach's Decision										
*OLE MISS	DNP -- Coach's Decision										
*TENNESSEE	DNP -- Coach's Decision										
*At Arkansas	DNP -- Coach's Decision										
SEC Tournament	DNP -- Coach's Decision										

### Elbert Robinson III's Career Stats

YEAR	GP-GS	MIN/AVG	FG-FGA	PCT.	3FG-FGA	PCT.	FT-FTA	PCT.	REB.-AVG	PF-FO	AST	TO	BLK	STL	PTS-AVG
14-15	10-4	67/6.7	3-7	.429	0-0	.000	0-2	.000	17-1.7	13-0	5	9	3	5	6-0.6
<b>Totals</b>	<b>10-4</b>	<b>67/6.7</b>	<b>3-7</b>	<b>.429</b>	<b>0-0</b>	<b>.000</b>	<b>0-2</b>	<b>.000</b>	<b>17-1.7</b>	<b>13-0</b>	<b>5</b>	<b>9</b>	<b>3</b>	<b>5</b>	<b>6-0.6</b>



# Keith Hornsby

Guard \* 6-4 \* 210 \* Jr. \* RS \* Williamsburg, Va. (Oak Hill Academy/UNC Asheville)

# 4

## Top LSU's Performances

**Points**  
 Season: 24, at UAB, 12/18/14  
 Career: 24, at UAB, 12/18/14

**Rebounds**  
 Season: 8, at Mizzou (1/8/15)  
 Career: 8, at Mizzou (1/8/15)

**Field Goals Made**  
 Season: 8, at UAB, 12/18/14  
 Career: 8, at UAB, 12/18/14

**3 PT FG Made**  
 Season: 5, at Ole Miss, 1/14/15  
 Career: 5, at Ole Miss, 1/14/15

**Free Throws Made**  
 Season: 6, twice  
 Career: 6, twice

**Assists**  
 Season: 4, three times  
 Career: 4, three times

**Blocks**  
 Season: 3, vs. Texas A&M, 1/17/15  
 Career: 3, vs. Texas A&M, 1/17/15

**Steals**  
 Season: 3, twice  
 Career: 3, twice

**Minutes Played**  
 Season: 43, at Mizzou (1/8/15)  
 Career: 43, at Mizzou (1/8/15)

## Top Career Scoring Games

- 24 at UAB, 12/18/14
- 23 at Ole Miss, 1/14/15
- 18 vs. Weber State (PJ2), 11/22/14
- 17 at Mizzou, 1/8/15
- 17 vs. Gardner-Webb, 11/15/14
- 16 vs. Sam Houston, 12/13/14
- 15 at Florida, 1/20/15
- 15 at West Virginia, 12/4/14
- 15 vs. ODU (PJ1), 11/21/14
- 12 vs. Texas Tech, 11/18/14

## Junior Season (2013-14)

Hit three treys and 7-of-14 FGs to finish with 17 points, 4 assists in first game since March 2012 against Gardner-Webb (11/15) ... Season high of 18 against Weber State (11/22) and 10-of-24 from arc in first four games ... First game not in double figures at LSU against Clemson ... After three games without a trey, hit all three, including one ver late in win at West Virginia (12/4) ... 6 double figure games with 16 vs. Sam Houston (12/13), 6-of-9 from arc last two games ... Best scoring game by far in UAB win (12/18), getting 24 with 2 treys & 6-6 at line ... 5 consecutive double figure scoring games from West Virginia to Southern Miss ... First no-score game against Savannah State (1/3) ... Hornsby's late three forced overtime at Mizzou (1/8), but LSU unable to bring home the game in overtime ... Hit 5 treys in a 23-point effort that helped Tigers win at Ole Miss (1/15) ... Hornsby had 15 points and three treys in win at Florida (1/20).

## Hornsby's Game-by-Game Statistics

2014-15	MIN	FG	3FG	FT	REB	PF/D	A	TO	BLK	STL	PTS
<b>OPPONENT</b>											
<b>GARDNER-WEBB</b>	26	7-14	3-7	0-0	7	0-0	4	1	0	2	17
<b>TEXAS TECH</b>	38	4-11	2-6	2-4	5	4-0	1	1	0	0	12
<b>Vs. Old Dominion (PJ1)</b>	39	4-10	3-6	4-5	5	5-1	0	2	0	1	15
<b>Vs. Weber State (PJ2)</b>	38	7-13	2-5	2-2	4	2-0	4	2	0	3	18
<b>Vs. Clemson (PJ3)</b>	35	2-12	0-5	2-2	3	1-0	1	2	0	2	6
<b>MCNEESE STATE</b>	33	3-10	0-2	0-1	7	2-0	3	2	0	1	6
<b>MASSACHUSETTS</b>	33	4-11	0-3	1-1	6	1-0	4	3	1	1	9
<b>At #16 West Virginia</b>	37	5-10	3-3	2-2	5	0-0	2	2	0	1	15
<b>SAM HOUSTON STATE</b>	36	6-12	3-6	1-2	3	1-0	2	0	1	1	16
<b>At UAB</b>	39	8-15	2-4	6-6	5	1-0	2	2	0	1	24
<b>CHARLESTON</b>	32	3-7	1-3	4-6	4	0-0	3	2	1	1	11
<b>SOUTHERN MISS</b>	28	4-10	2-5	0-0	1	2-0	2	2	0	2	10
<b>SAVANNAH STATE</b>	18	0-4	0-1	0-0	2	3-0	1	0	1	1	0
<b>*At Missouri</b>	43	6-15	3-8	2-2	8	2-0	3	1	0	3	17
<b>*GEORGIA</b>	38	2-9	0-5	2-4	6	4-0	2	1	1	2	6
<b>*At Ole Miss</b>	37	6-13	5-10	6-8	5	1-0	3	1	2	0	23
<b>*TEXAS A&amp;M</b>	32	2-8	1-4	0-0	3	1-0	3	2	3	2	5
<b>*At Florida</b>	34	6-12	3-6	0-0	3	2-0	1	4	0	2	15
<b>*At Vanderbilt</b>											
<b>*SOUTH CAROLINA</b>											
<b>*At Mississippi State</b>											
<b>*AUBURN</b>											
<b>*ALABAMA</b>											
<b>*KENTUCKY</b>											
<b>*At Tennessee</b>											
<b>*At Texas A&amp;M</b>											
<b>*FLORIDA</b>											
<b>*At Auburn</b>											
<b>*OLE MISS</b>											
<b>*TENNESSEE</b>											
<b>*At Arkansas</b>											
<b>SEC Tournament</b>											

## Keith Hornsby's Career Stats

YEAR	GP-GS	MIN/AVG	FG-FGA	PCT.	3FG-FGA	PCT.	FT-FTA	PCT.	REB.-AVG	PF-FO	AST	TO	BLK	STL	PTS-AVG
14-15	18-18	614/34.2	79-196	.403	33-89	.371	34-45	.756	82-4.6	32-1	41	30	10	26	225-12.5
<b>Totals</b>	<b>18-18</b>	<b>614/34.2</b>	<b>79-196</b>	<b>.403</b>	<b>33-89</b>	<b>.371</b>	<b>34-45</b>	<b>.756</b>	<b>82-4.6</b>	<b>32-1</b>	<b>41</b>	<b>30</b>	<b>10</b>	<b>26</b>	<b>225-12.5</b>



# Josh Gray

Guard \* 6-1 \*183 \* Junior \* JC \* Lake Charles, La. (Wheatley HS/Odessa CC)

# 5

## Top Performances

Points	
Season:	25, vs. UMass, 12/2/14
Career:	25, vs. UMass, 12/2/14

Rebounds	
Season:	7, vs. Texas A&M, 1/17/15
Career:	7, vs. Texas A&M, 1/17/15

Field Goals Made	
Season:	11, vs. UMass, 12/2/14
Career:	11, vs. UMass, 12/2/14

3 PT FG Made	
Season:	3, vs. UMass, 12/2/14
Career:	3, vs. UMass, 12/2/14

Free Throws Made	
Season:	8, vs. Texas Tech, 11/18/14
Career:	8, vs. Texas Tech, 11/18/14

Assists	
Season:	10, at Ole Miss, 1/14/15
Career:	10, at Ole Miss, 1/14/15

Blocks	
Season:	
Career:	

Steals	
Season:	3, four times
Career:	3, four times

Minutes Played	
Season:	41, vs. Texas Tech, 11/18/14
Career:	41, vs. Texas Tech, 11/18/14

## Top Career Scoring Games

1.	25	vs. UMass, 12/2/14
2.	18	vs. Gardner-Webb, 11/15/14
3.	15	vs. Georgia, 1/8/15
4.	14	at Ole Miss, 1/14/15
4.	14	vs. Texas Tech, 11/18/14
6.	13	vs. McNeese, 11/29/14
7.	9	vs. Texas A&M, 1/17/15
8.	8	vs. ODU (PJ1), 11/21/14
9.	7	at West Virginia, 12/2/14
9.	7	vs. Clemson (PJ3), 11/24/14

## Junior Season (2014-15)


Gray had a good, solid opener against Gardner-Webb (11/15), getting 18 points on 7-11 shooting that included 2 treys, 3 assists ... 41 minutes and 8-11 free throws helped in Texas Tech win (11/18) ... 4 assists in each of the first two Paradise Jam games (11/21, 11/22) and 5 in third PJ game against Clemson (11/24) ... 7 assists, just 2 turnovers in McNeese game (11/29) ... Broke loose against UMass with 25 points, 5 assists (12/2), hitting 11-of-15 field goals, including three treys ... At West Virginia (12/4), had the game winner with 7 seconds to play in upset of 16th-ranked Mountaineers ... Lower right ankle injury in second half of Sam Houston game (12/13), limited him to 16 minutes ... Returned to starting lineup vs. Southern Miss (12/29) ... Season best with 8 assists vs. Savannah State (1/3) ... 15 pts, 6 assists, 3 steals in double overtime win vs. Georgia (1/10) ... First LSU double double in the win over Ole Miss in Oxford (1/15) as Gray posted 14 points and 10 assists.

## Gray's Game-by-Game Statistics

2014-15	MIN	FG	3FG	FT	REB	PF/D	A	TO	BLK	STL	PTS
<b>OPPONENT</b>											
<b>GARDNER-WEBB</b>	32	7-11	2-2	2-3	6	1-0	3	4	0	1	18
<b>TEXAS TECH</b>	41	3-10	0-2	8-11	4	3-0	4	3	0	1	14
<b>Vs. Old Dominion (PJ1)</b>	32	3-8	0-1	2-4	1	3-0	4	4	0	3	8
<b>Vs. Weber State (PJ2)</b>	33	2-6	0-0	0-0	2	1-0	4	3	0	1	4
<b>Vs. Clemson (PJ3)</b>	29	3-10	0-2	1-2	4	0-0	5	1	0	2	7
<b>MCNEESE STATE</b>	34	5-11	2-5	1-2	2	2-0	7	2	0	0	13
<b>MASSACHUSETTS</b>	35	11-15	3-4	0-1	4	1-0	5	7	0	3	25
<b>At #16 West Virginia</b>	32	3-7	1-1	0-0	4	2-0	7	8	0	3	7
<b>SAM HOUSTON STATE</b>	16	2-5	0-1	0-0	0	1-0	3	1	0	0	4
<b>At UAB</b>	DND-Injury										
<b>CHARLESTON</b>	DND-Injury										
<b>SOUTHERN MISS</b>	27	2-9	0-4	2-2	1	1-0	4	1	0	2	6
<b>SAVANNAH STATE</b>	29	1-4	0-0	0-0	3	3-0	8	5	0	1	2
<b>*At Missouri</b>	23	1-5	0-2	0-0	1	2-0	3	4	0	2	2
<b>*GEORGIA</b>	35	5-13	1-4	4-5	1	5-1	6	2	0	3	15
<b>*At Ole Miss</b>	30	5-10	0-2	4-6	3	2-0	10	3	1	2	14
<b>*TEXAS A&amp;M</b>	31	4-11	1-3	0-1	7	3-0	5	4	0	1	9
<b>*At Florida</b>											
<b>*At Vanderbilt</b>											
<b>*SOUTH CAROLINA</b>											
<b>*At Mississippi State</b>											
<b>*AUBURN</b>											
<b>*ALABAMA</b>											
<b>*KENTUCKY</b>											
<b>*At Tennessee</b>											
<b>*At Texas A&amp;M</b>											
<b>*FLORIDA</b>											
<b>*At Auburn</b>											
<b>*OLE MISS</b>											
<b>*TENNESSEE</b>											
<b>*At Arkansas</b>											
<b>SEC Tournament</b>											

## Josh Gray's Career Stats

YEAR	GP-GS	MIN/AVG	FG-FGA	PCT.	3FG-FGA	PCT.	FT-FTA	PCT.	REB.-AVG	PF-FO	AST	TO	BLK	STL	PTS-AVG.
14-15	15-15	459/30.6	57-135	.422	10-33	.303	24-37	.649	43-2.9	30-1	78	52	1	25	148-9.9
<b>Totals</b>	<b>15-15</b>	<b>459/30.6</b>	<b>57-134</b>	<b>.422</b>	<b>10-33</b>	<b>.303</b>	<b>24-37</b>	<b>.649</b>	<b>43-2.9</b>	<b>30-1</b>	<b>78</b>	<b>52</b>	<b>1</b>	<b>25</b>	<b>148-9.9</b>



# Jalyn Patterson

Guard \* 6-0 \*175 \* Freshman \* HS \* Alpharetta, Ga. \* Montverde Academy

# 15

## Top Performances

### Points

Season: 15, vs. Georgia, 1/10/15  
 Career: 15, vs. Georgia, 1/10/15

### Rebounds

Season: 5, twice  
 Career: 5, twice

### Field Goals Made

Season: 5, twice  
 Career: 5, twice

### 3 PT FG Made

Season: 3, three times  
 Career: 3, three times

### Free Throws Made

Season: 4, vs. Georgia, 1/10/15  
 Career: 4, vs. Georgia, 1/10/15

### Assists

Season: 4, twice  
 Career: 4, twice

### Blocks

Season: 1, twice  
 Career: 1, twice

### Steals

Season: 3, twice  
 Career: 3, twice

### Minutes Played

Season: 33, at UAB, 12/18/14  
 Career: 33, at UAB, 12/18/14

## Top Career Scoring Games

- 15 vs. Georgia, 1/10/15
- 13 vs. Texas A&M, 1/17/15
- 11 at Mizzou, 1/8/15
- 11 at UAB, 12/13/14
- 10 vs. Southern Miss, 12/29/14
- 6 at Florida, 1/20/15
- 6 vs. McNeese, 11/29/14
- 5 vs. Charleston, 12/22/14
- 5 at West Virginia, 12/4/14
- 5 vs. Gardner-Webb, 11/15/14

## Freshman Season (2014-15)

Patterson played 14 minutes in his first game as a Tiger, vs. Gardner-Webb (11/15), 5 pts, 5 reb ... Patterson has two assists no turnovers in 10 minutes vs. Weber State (11/22) ... Played season high 16 minutes against Clemson ... Has his best game vs. McNeese (11/29) with 2 treys and 6 points ... Strong effort against West Virginia (12/4), 5 points 3 assists, no TO in 18 minutes ... Back-to-back career minutes played in Sam Houston game (12/13) ... Patterson had a breakout game with 11 points in 33 minutes playing solid basketball with no turnovers at UAB (12/18) ... Patterson second double figure game vs. Southern Miss (10, 12/29/14) ... Patterson in double figures for third time in last five games at Mizzou (1/8/15) ... Had first back-to-back double figure scoring game in double overtime win vs. Georgia (1/10/15) ... Second highest scoring game of season against A&M (1/17/15) ... Played 28 minutes in UF (1/20)


## Patterson's Game-by-Game Statistics

### 2014-15

OPPONENT	MIN	FG	3FG	FT	REB	PF/D	A	TO	BLK	STL	PTS
<b>GARDNER-WEBB</b>	14	2-6	1-4	0-0	5	1-0	0	1	0	0	5
<b>TEXAS TECH</b>	11	0-4	0-2	0-0	2	1-0	1	0	0	2	0
<b>Vs. Old Dominion (PJ1)</b>	8	0-0	0-0	0-0	2	0-0	0	2	0	0	0
<b>Vs. Weber State (PJ2)</b>	10	0-0	0-0	0-0	0	3-0	2	0	0	1	0
<b>Vs. Clemson (PJ3)</b>	16	0-2	0-1	0-0	1	0-0	0	0	0	0	0
<b>MCNEESE STATE</b>	14	2-4	2-3	0-0	0	0-0	0	2	1	0	6
<b>MASSACHUSETTS</b>	7	0-1	0-0	0-0	0	0-0	0	0	0	0	0
<b>At #16 West Virginia</b>	18	2-6	1-4	0-0	3	2-0	3	0	0	0	5
<b>SAM HOUSTON STATE</b>	24	1-2	0-0	2-2	5	1-0	3	1	0	1	4
<b>At UAB</b>	33	4-8	3-6	0-0	2	0-0	3	0	0	3	11
<b>CHARLESTON</b>	27	2-5	1-3	0-0	0	1-0	4	3	0	3	5
<b>SOUTHERN MISS</b>	22	4-6	2-3	0-0	4	0-0	2	1	0	2	10
<b>SAVANNAH STATE</b>	25	1-3	0-2	0-0	2	1-0	4	0	0	2	2
<b>*At Missouri</b>	25	5-9	1-5	0-0	0	0-0	1	0	0	1	11
<b>*GEORGIA</b>	27	4-8	3-6	4-7	2	0-0	3	0	1	2	15
<b>*At Ole Miss</b>	14	0-4	0-2	0-0	0	0-0	1	0	0	0	0
<b>*TEXAS A&amp;M</b>	25	5-8	3-6	0-0	1	0-0	1	0	0	2	13
<b>*At Florida</b>	28	2-4	2-3	0-0	4	0-0	2	1	0	1	6
<b>*At Vanderbilt</b>											
<b>*SOUTH CAROLINA</b>											
<b>*At Mississippi State</b>											
<b>*AUBURN</b>											
<b>*ALABAMA</b>											
<b>*KENTUCKY</b>											
<b>*At Tennessee</b>											
<b>*At Texas A&amp;M</b>											
<b>*FLORIDA</b>											
<b>*At Auburn</b>											
<b>*OLE MISS</b>											
<b>*TENNESSEE</b>											
<b>*At Arkansas</b>											
<b>SEC Tournament</b>											

## Jalyn Patterson's Career Stats

YEAR	GP-GS	MIN/AVG	FG-FGA	PCT.	3FG-FGA	PCT.	FT-FTA	PCT.	REB-AVG	PF-FD	AST	TO	BLK	STL	PTS-AVG.
14-15	18-0	348/19.3	34-80	.425	19-50	.380	6-9	.667	29-1.7	10-0	28	10	2	19	87-5.1
<b>Totals</b>	<b>18-0</b>	<b>348/19.3</b>	<b>34-80</b>	<b>.425</b>	<b>19-50</b>	<b>.380</b>	<b>6-9</b>	<b>.667</b>	<b>29-1.7</b>	<b>10-0</b>	<b>28</b>	<b>10</b>	<b>2</b>	<b>19</b>	<b>87-5.1</b>



# Brian Bridgewater

Forward \* 6-5 \* 265 \* Sophomore \* HS \* Baton Rouge, La. (Scotlandville HS)

# 20

### Top Performances

**Points**  
 Season: 16, vs. McNeese (11/29/14)  
 Career: 16, vs. McNeese (11/29/14)

**Rebounds**  
 Season: 5, vs. McNeese (11/29/14)  
 Career: 5, vs. McNeese (11/29/14)

**Field Goals Made**  
 Season: 7, vs. McNeese (11/29/14)  
 Career: 7, vs. McNeese (11/29/14)

**3 PT FG Made**  
 Season:  
 Career:

**Free Throws Made**  
 Season: 2, twice  
 Career: 2, twice

**Assists**  
 Season: 1, four times  
 Career: 1, four times

**Blocks**  
 Season: 1, vs. Sam Houston, 12/13/14  
 Career: 1, vs. Sam Houston, 12/13/14

**Steals**  
 Season: 3, vs. McNeese (11/29/14)  
 Career: 3, vs. McNeese (11/29/14)

**Minutes Played**  
 Season: 22, vs. McNeese (11/29/14)  
 Career: 22, vs. McNeese (11/29/14)

### Top Career Scoring Games

1. 16 vs. McNeese, 11/29/14
2. 6 vs. Savannah State, 1/3/14
3. 4 vs. Southern Miss, 12/29/14
3. 4 vs. Charleston, 12/22/14
3. 4 vs. Sam Houston, 12/13/14
3. 4 vs. ODU (PJ1), 11/21/14
3. 4 vs. Weber St (PJ2), 11/22/14
- 8 2 at Florida, 1/20/15
8. 2 vs. Gardner-Webb, 11/15/14

### Sophomore Season (2014-15)

In first game since March 2012, played six minutes vs. Gardner-Webb (11/15), with 2 points ... Bridgewater scores four in both of first two games in Paradise Jam ... Outstanding effort against McNeese, making 7-of-8 FGs with 16 points and three steals in 22 minutes (11/29) ... Second best scoring night against Savannah State with 6 (1/3).

### Bridgewater's Game-by-Game Statistics

2014-15	MIN	FG	3FG	FT	REB	PF/D	A	TO	BLK	STL	PTS
<b>OPPONENT</b>											
GARDNER-WEBB	6	1-2	0-0	0-0	0	0-0	1	1	0	0	2
TEXAS TECH	4	0-1	0-0	0-0	1	1-0	0	1	0	0	0
Vs. Old Dominion (PJ1)	5	2-5	0-0	0-2	3	2-0	1	0	0	0	4
Vs. Weber State (PJ2)	7	2-4	0-0	0-0	0	1-0	0	0	0	0	4
Vs. Clemson (PJ3)	2	0-0	0-0	0-0	0	0-0	0	1	0	0	0
MCNEESE STATE	22	7-8	0-0	2-3	5	2-0	1	0	0	3	16
MASSACHUSETTS	2	0-0	0-0	0-0	0	0-0	0	0	0	0	0
At #16 West Virginia	1	0-0	0-0	0-0	0	2-0	0	1	0	0	0
SAM HOUSTON STATE	8	2-4	0-0	0-0	1	5-1	0	0	1	0	4
At UAB	11	0-2	0-0	0-0	2	0-0	1	1	0	2	0
CHARLESTON	8	1-2	0-0	2-2	2	2-0	0	1	0	0	4
SOUTHERN MISS	9	2-2	0-0	0-0	0	2-0	0	0	0	0	4
SAVANNAH STATE	14	3-6	0-0	0-0	3	1-0	1	1	0	1	6
*At Missouri	10	0-0	0-0	0-0	0	3-0	0	1	0	0	0
*GEORGIA	2	0-0	0-0	0-0	0	0-0	0	0	0	0	0
*At Ole Miss	1	0-0	0-0	0-0	0	0-0	0	0	0	0	0
*TEXAS A&M	DNP -- Coach's Decision										
*At Florida	2	0-0	0-0	0-0	0	0-0	0	1	0	1	0
*At Vanderbilt											
*SOUTH CAROLINA											
*At Mississippi State											
*AUBURN											
*ALABAMA											
*KENTUCKY											
*At Tennessee											
*At Texas A&M											
*FLORIDA											
*At Auburn											
*OLE MISS											
*TENNESSEE											
*At Arkansas											
SEC Tournament											

### Brian Bridgewater's Career Stats

YEAR	GP-GS	MIN/AVG	FG-FGA	PCT.	3FG-FGA	PCT.	FT-FTA	PCT.	REB.-AVG	PF-FD	AST	TO	BLK	STL	PTS-AVG.
14-15	17-0	114/6.7	20-36	.556	0-0	.000	4-7	.571	17-1.0	21-1	5	9	1	7	44-2.6
<b>Totals</b>	<b>17-0</b>	<b>114/6.7</b>	<b>20-36</b>	<b>.556</b>	<b>0-0</b>	<b>.000</b>	<b>4-7</b>	<b>.571</b>	<b>17-1.0</b>	<b>21-1</b>	<b>5</b>	<b>9</b>	<b>1</b>	<b>7</b>	<b>44-2.6</b>



# Aaron Epps

Forward \* 6-9 \* 208 \* Freshman \* HS \* Ball, La. (Tioga HS)

# 21

## Top Performances

### Points

Season: 5, vs. Southern Miss, 12/29/14  
 Career: 5, vs. Southern Miss, 12/29/14

### Rebounds

Season: 4, vs. Gardner-Webb, 11/15/14  
 Career: 4, vs. Gardner-Webb, 11/15/14

### Field Goals Made

Season: 2, vs. Southern Miss, 12/29/14  
 Career: 2, vs. Southern Miss, 12/29/14

### 3 PT FG Made

Season: 1, vs. Southern Miss, 12/29/14  
 Career: 1, vs. Southern Miss, 12/29/14

### Free Throws Made

Season:  
 Career:

### Assists

Season: 1, three times  
 Career: 1, three times

### Blocks

Season: 3, vs. Gardner-Webb, 11/15/14  
 Career: 3, vs. Gardner-Webb, 11/15/14

### Steals

Season: 1, vs. Gardner-Webb, 11/15/14  
 Career: 1, vs. Gardner-Webb, 11/15/14

### Minutes Played

Season: 18, vs. Gardner-Webb, 11/15/14  
 Career: 18, vs. Gardner-Webb, 11/15/14

## Top Career Scoring Games

- 5 vs. Southern Miss, 12/29/14
- 2 vs. Savannah State, 1/3/15
- 2 vs. Gardner-Webb, 11/15/14

## Freshman Season (2014-15)

Epps, who missed the exhibition game (injury), was able to get 18 minutes vs. Gardner-Webb (11/15) and had 2 pts, 3 blks ... Made the first start of his season against Charleston (12/22) ... Played in third straight game in Southern Miss win (12/29) ... Second start in the Savannah State game (1/3).

## Epps' Game-by-Game Statistics

### 2014-15

OPPONENT	MIN	FG	3FG	FT	REB	PF/D	A	TO	BLK	STL	PTS
GARDNER-WEBB	18	1-4	0-1	0-0	4	2-0	1	2	3	1	2
TEXAS TECH	9	0-4	0-3	0-0	1	1-0	0	0	1	0	0
Vs. Old Dominion (PJ1)	DNP-Coach's Decision										
Vs. Weber State (PJ2)	3	0-0	0-0	0-0	0	0-0	0	0	0	0	0
Vs. Clemson (PJ3)	DNP-Coach's Decision										
MCNEESE STATE	DND-Practice Injury										
MASSACHUSETTS	DND-Practice injury										
At #16 West Virginia	DNP-Coach's Decision										
SAM HOUSTON STATE	DNP-Coach's Decision										
At UAB	8	0-1	0-0	0-0	2	0-0	0	1	0	2	0
CHARLESTON	8	0-0	0-0	0-0	1	2-0	1	1	0	0	0
SOUTHERN MISS	8	2-4	1-2	0-0	1	2-0	1	0	0	0	5
SAVANNAH STATE	9	1-3	0-0	0-0	2	0-0	1	0	1	0	2
*At Missouri	1	0-0	0-0	0-0	1	0-0	0	1	0	0	0
*GEORGIA	DNP-Coach's Decision										
*At Ole Miss	DNP-Coach's Decision										
*TEXAS A&M	DNP-Coach's Decision										
*At Florida	DNP-Coach's Decision										
*At Vanderbilt	DNP-Coach's Decision										
*SOUTH CAROLINA	DNP-Coach's Decision										
*At Mississippi State	DNP-Coach's Decision										
*AUBURN	DNP-Coach's Decision										
*ALABAMA	DNP-Coach's Decision										
*KENTUCKY	DNP-Coach's Decision										
*At Tennessee	DNP-Coach's Decision										
*At Texas A&M	DNP-Coach's Decision										
*FLORIDA	DNP-Coach's Decision										
*At Auburn	DNP-Coach's Decision										
*OLE MISS	DNP-Coach's Decision										
*TENNESSEE	DNP-Coach's Decision										
*At Arkansas	DNP-Coach's Decision										
SEC Tournament	DNP-Coach's Decision										

## Aaron Epps' Career Stats

YEAR	GP-GS	MIN/AVG	FG-FGA	PCT.	3FG-FGA	PCT.	FT-FTA	PCT.	REB.-AVG	PF-FO	AST	TO	BLK	STL	PTS-AVG.
14-15	8-2	64/8.0	4-16	.250	1-6	.167	0-0	.000	12-1.5	7-0	4	5	5	3	9-1.1
<b>Totals</b>	<b>8-2</b>	<b>64/8.0</b>	<b>4-16</b>	<b>.250</b>	<b>1-6</b>	<b>.167</b>	<b>0-0</b>	<b>.000</b>	<b>12-1.5</b>	<b>7-0</b>	<b>4</b>	<b>5</b>	<b>5</b>	<b>3</b>	<b>9-1.1</b>



# Darcy Malone

Center \* 7-0 \* 245 \* Sophomore \* 1L \* Canberra, Australia (ACT Academy of Sport)

# 22

### Top Performances

#### Points

Season: 4, vs. Texas A&M, 1/17/15  
 Career: 6, vs. SE Louisiana, 11/22/13

#### Rebounds

Season: 3, twice  
 Career: 5, twice

#### Field Goals Made

Season: 1, five times  
 Career: 3, vs. SE Louisiana, 11/22/13

#### 3 PT FG Made

Season:  
 Career: 1, three times

#### Free Throws Made

Season: 2, vs. Texas A&M, 1/17/15  
 Career: 2, vs. Texas A&M, 1/17/15

#### Assists

Season: 1, three times  
 Career: 1, six times

#### Blocks

Season: 1, three times  
 Career: 1, four times

#### Steals:

Season: 1, vs. Texas A&M, 1/17/15  
 Career: 1, twice

#### Minutes Played

Season: 21, vs. Texas A&M, 1/17/15  
 Career: 21, vs. Texas A&M, 1/17/15

### Top Career Scoring Games

1. 6 vs. SE Louisiana, 11/22/13
2. 5 vs. Northwestern State, 11/16/13
3. 4 vs. Texas A&M, 1/17/15
3. 4 vs. McNeese State, 12/18/13
3. 4 vs. UNO, 11/19/13
6. 3 vs. Texas A&M, 2/26/14
7. 2 six times

### Sophomore Season (2014-15)

Had his best overall outing off the bench against Georgia (1/10), playing 16 minutes in the double-over-time win ... Started and played eight minutes against Ole Miss (1/14) ... Played 21 minutes with four points in game vs. Texas A&M (1/17) ... Third start at Florida in road win (1/20), played 13 minutes.

### Malone's Game-by-Game Statistics

2014-15 OPPONENT	MIN	FG	3FG	FT	REB	PF/D	A	TO	BLK	STL	PTS
GARDNER-WEBB	DNP-Coach's Decision										
TEXAS TECH	DNP-Coach's Decision										
Vs. Old Dominion (PJ1)	5	1-1	0-0	0-0	0	0-0	0	0	0	0	2
Vs. Weber State (PJ2)	2	0-0	0-0	0-0	1	0-0	0	1	0	0	0
Vs. Clemson (PJ3)	DNP-Coach's Decision										
MCNEESE STATE	2	0-0	0-0	0-0	0	0-0	0	0	0	0	0
MASSACHUSETTS	2	0-0	0-0	0-0	1	0-0	0	0	0	0	0
At #16 West Virginia	DNP-Coach's Decision										
SAM HOUSTON STATE	DNP-Coach's Decision										
At UAB	DNP-Coach's Decision										
CHARLESTON	6	1-1	0-0	0-0	1	2-0	1	1	0	0	2
SOUTHERN MISS	3	1-1	0-0	0-0	0	0-0	1	0	1	0	2
SAVANNAH STATE	DNP-Coach's Decision										
*At Missouri	DNP-Coach's Decision										
*GEORGIA	16	0-1	0-0	0-0	1	4-0	1	2	1	0	0
*At Ole Miss	8	0-2	0-0	1-2	3	2-0	0	0	0	0	1
*TEXAS A&M	21	1-3	0-1	2-2	3	3-0	0	0	1	1	4
*At Florida	13	1-1	0-0	0-0	0	4-0	0	0	0	0	2
*At Vanderbilt											
*SOUTH CAROLINA											
*At Mississippi State											
*AUBURN											
*ALABAMA											
*KENTUCKY											
*At Tennessee											
*At Texas A&M											
*FLORIDA											
*At Auburn											
*OLE MISS											
*TENNESSEE											
*At Arkansas											
SEC Tournament											

### Darcy Malone's Career Stats

YEAR	GP-GS	MIN/AVG	FG-FGA	PCT.	3FG-FGA	PCT.	FT-FTA	PCT.	REB.-AVG	PF-FD	AST	TO	BLK	STL	PTS-AVG.
13-14	19-0	73/3.8	11-20	.550	3-7	.429	1-4	.250	18-0.9	26-0	3	6	1	1	26-1.4
14-15	10-3	78/7.8	5-10	.500	0-1	.000	3-4	.750	10-1.0	15-0	3	4	3	1	13-1.3
<b>Totals</b>	<b>29-3</b>	<b>151/5.2</b>	<b>16-30</b>	<b>.533</b>	<b>3-8</b>	<b>.375</b>	<b>4-8</b>	<b>.500</b>	<b>28-1.0</b>	<b>41-0</b>	<b>6</b>	<b>10</b>	<b>4</b>	<b>2</b>	<b>39-1.3</b>



# Jordan Mickey

Forward \* 6-8 \* 235 \* Sophomore \* 1L \* Dallas, Texas (Prime Prep Academy)

# 25

### Top Performances

#### Points

Season: 27, vs. Weber St (PJ2), 11/22/14  
 Career: 27, vs. Weber St (PJ2), 11/22/14

#### Rebounds

Season: 17, at Mizzou, 1/8/15  
 Career: 17, at Mizzou, 1/8/15

#### Field Goals Made

Season: 13, vs. Weber St (PJ2), 11/22/14  
 Career: 13, vs. Weber St (PJ2), 11/22/14

#### 3 PT FG Made

Season: 1, vs. Weber St (PJ2), 11/22/14  
 Career: 1, vs. Weber St (PJ2), 11/22/14

#### Free Throws Made

Season: 7, vs. Charleston, 12/22/14  
 Career: 11, vs. Miss. State, 2/19/14

#### Assists

Season: 6, vs. Gardner-Webb, 11/15/14  
 Career: 6, vs. Gardner-Webb, 11/15/14

#### Blocks

Season: 7, twice  
 Career: 7, three times

#### Steals

Season: 2, five times  
 Career: 3, two times

#### Minutes Played

Season: 43, vs. Texas Tech, 11/18/14  
 Career: 43, vs. Texas Tech, 11/18/14

### Top Career Scoring Games

1. 27 vs. Weber St (PJ2), 11/22/14
2. 25 vs. ULM, 12/14/13
3. 24 vs. Savannah State, 1/3/15
4. 22 vs. Arkansas, 2/1/14
5. 21 vs. Sam Houston, 12/13/14
5. 21 vs. Gardner-Webb, 11/15/14
5. 21 vs. Rhode Island, 1/4/14
8. 19 vs. Miss. State, 2/19/14
8. 19 at Georgia, 2/6/14
9. 18 twice

### Sophomore Season (2014-15)

Mickey hit 9-of-11 field goal attempts in the season opener against Gardner-Webb (11/15/14), for his 4th career 20-plus point game with 21 ... Also had 6 assists ... 10th career double double in the overtime win vs. Texas Tech (11/18) -- 18 points, 14 rebounds in 43 minutes ... 11th career double double was a career night with 27 points, 14 rebounds (7 offensive) in the win over Weber State (11/22) ... 12th came in loss to Clemson (11/24) ... Dressed but DNP vs. McNeese (11/29) after minor practice injury ... 13th career double double (4th of the season) vs. UMass (12/2) with 5 blocks ... Foul trouble early in W. Virginia game (12/4) ... Mickey had his 14th career double double and the best night rebounding with 15 (9 offensive) in the win over Sam Houston (12/13) ... Equaled his career high of blocks (7) at UAB (12/18) ... 6 more blocks vs. Charleston (4 in a 43 second span) with his sixth double double of year ... Back to back double doubles vs. Charleston-Southern Miss (12/22, 12/29), 7 season, 16 career ... 19 blocks in last 3 games total ... Third straight double double ... 6 more blocks vs. Savannah State (1/3) ... Career high in rebounds in loss at Mizzou (17, 1/8/15), most in the Johnny Jones era ... Fourth straight game double figure rebounds ... Played 48 minutes in the double-overtime win vs. Georgia (1/10) ... Ninth double double of year with 11 and 11 at Ole Miss, also had 6 blocks (1/14) ... Posts 10th double at UF (1/20) with 14 & 14.

### Mickey's Game-by-Game Statistics

#### 2014-15

OPPONENT	MIN	FG	3FG	FT	REB	PF/D	A	TO	BLK	STL	PTS
<b>GARDNER-WEBB</b>	33	9-11	0-0	3-3	6	0-0	6	2	0	0	21
<b>TEXAS TECH</b>	43	9-17	0-2	0-0	14	2-0	1	4	3	2	18
<b>Vs. Old Dominion (PJ1)</b>	32	2-5	0-0	1-2	6	4-0	2	3	4	0	5
<b>Vs. Weber State (PJ2)</b>	38	13-24	1-1	0-1	14	3-0	2	4	2	2	27
<b>Vs. Clemson (PJ3)</b>	39	7-15	0-1	4-6	10	3-0	3	4	0	2	18
<b>MCNEESE STATE</b>	DNP-Coach's Decision										
<b>MASSACHUSETTS</b>	31	7-12	0-0	2-3	10	3-0	2	5	5	1	16
<b>At #16 West Virginia</b>	22	2-4	0-1	0-0	6	3-0	0	2	1	1	4
<b>SAM HOUSTON STATE</b>	38	9-21	0-1	3-5	15	0-0	1	2	4	1	21
<b>At UAB</b>	37	4-12	0-0	5-7	8	4-0	1	2	7	0	13
<b>CHARLESTON</b>	27	4-8	0-0	7-9	10	3-0	0	2	6	0	15
<b>SOUTHERN MISS</b>	30	5-13	0-0	4-4	10	2-0	2	5	6	1	14
<b>SAVANNAH STATE</b>	32	11-13	0-0	2-3	14	1-0	3	4	6	2	24
<b>*At Missouri</b>	35	4-13	0-0	1-6	17	3-0	1	6	3	1	9
<b>*GEORGIA</b>	48	6-9	0-1	5-6	8	4-0	2	1	3	2	17
<b>*At Ole Miss</b>	37	4-13	0-1	3-3	11	1-0	1	4	6	2	11
<b>*TEXAS A&amp;M</b>	29	7-12	0-0	3-3	8	4-0	1	4	7	0	17
<b>*At Florida</b>	35	4-10	0-0	6-6	14	3-0	3	1	1	0	14
<b>*At Vanderbilt</b>											
<b>*SOUTH CAROLINA</b>											
<b>*At Mississippi State</b>											
<b>*AUBURN</b>											
<b>*ALABAMA</b>											
<b>*KENTUCKY</b>											
<b>*At Tennessee</b>											
<b>*At Texas A&amp;M</b>											
<b>*FLORIDA</b>											
<b>*At Auburn</b>											
<b>*OLE MISS</b>											
<b>*TENNESSEE</b>											
<b>*At Arkansas</b>											
<b>SEC Tournament</b>											

### Jordan Mickey's Career Stats

YEAR	GP-GS	MIN/AVG	FG-FGA	PCT.	3FG-FGA	PCT.	FT-FTA	PCT.	REB.-AVG	PF-FO	AST	TO	BLK	STL	PTS-AVG.
13-14	34-34	1116/32.8	171-321	.533	0-5	.000	91-131	.695	267-7.9	74-0	36	78	106	21	433-12.7
14-15	17-17	586/34.5	107-212	.505	1-8	.125	49-67	.731	181-10.6	43-0	31	55	64	17	264-15.5
<b>Totals</b>	<b>51-51</b>	<b>1702/33.4</b>	<b>278-533</b>	<b>.522</b>	<b>1-13</b>	<b>.077</b>	<b>140-198</b>	<b>.707</b>	<b>448-8.8</b>	<b>117-0</b>	<b>67</b>	<b>133</b>	<b>170</b>	<b>38</b>	<b>697-13.7</b>



# John Odo

Forward \* 6-10 \* 245 \* Senior \* 1L \* Lagos, Nigeria (Faloma HS/Hill JC)

# 31

### Top Performances

#### Points

Season: 7, vs. Clemson (PJ3), 11/24/14  
 Career: 7, twice

#### Rebounds

Season: 4, vs. Clemson (PJ3), 11/24/14  
 Career: 8, vs. N'western State, 11/16/13

#### Field Goals Made

Season: 3, vs. Clemson (PJ3), 11/24/14  
 Career: 3, twice

#### 3 PT FG Made

Season:  
 Career:

#### Free Throws Made

Season: 2, at West Virginia, 12/4/14  
 Career: 2, three times

#### Assists

Season: 2, vs. McNeese, 11/29/14  
 Career: 2, vs. McNeese, 11/29/14

#### Blocks

Season: 3, vs. UMass, 12/2/14  
 Career: 3, twice

#### Steals

Season:  
 Career: 1, four times

#### Minutes Played

Season: 24, vs. Clemson (PJ3), 11/24/14  
 Career: 24, vs. Clemson (PJ3), 11/24/14

### Top Career Scoring Games

1. 7 vs. Clemson (PJ3), 11/24/14
1. 7 vs. Northwestern State, 11/16/13
3. 5 vs. UMass, 12/2/14
4. 4 at West Virginia, 12/4/14
4. 4 at Arkansas, 2/15/14
4. 4 at Texas Tech, 12/18/13
7. 2 8 times

### Senior Season (14-15)

Started first two games of his LSU career vs. Clemson and McNeese (11/24, 11/29) ... Equaled career high with 7 points vs. Clemson and career high minutes at 24 ... 13 minutes, 2 assists no turnover vs. McNeese ... Third straight start in the UMass win (12/2) ... Started last eight games for LSU, including win over West Virginia (12/4) ... Came off the bench for Savannah State (1/3)


### Odo's Game-by-Game Statistics

#### 2014-15

OPPONENT	MIN	FG	3FG	FT	REB	PF/D	A	TO	BLK	STL	PTS
GARDNER-WEBB	1	0-0	0-0	0-0	0	0-0	0	0	0	0	0
TEXAS TECH	DNP-Coaches Decision										
Vs. Old Dominion (PJ1)	DNP-COaches Decision										
Vs. Weber State (PJ2)	2	0-0	0-0	0-0	0	0-0	0	0	0	0	0
Vs. Clemson (PJ3)	24	3-4	0-0	1-2	4	2-0	0	1	1	0	7
MCNEESE STATE	13	1-1	0-0	0-0	2	2-0	2	0	0	0	2
MASSACHUSETTS	22	2-4	0-0	1-2	2	5-1	0	0	3	0	5
At #16 West Virginia	17	1-2	0-0	2-2	1	1-0	0	0	1	0	4
SAM HOUSTON STATE	9	1-2	0-0	0-0	2	0-0	0	1	0	0	2
At UAB	5	0-0	0-0	0-0	1	0-0	0	0	0	0	0
CHARLESTON	2	0-0	0-0	0-0	1	0-0	0	1	0	0	0
SOUTHERN MISS	2	0-1	0-0	0-0	1	0-0	0	0	0	0	0
SAVANNAH STATE	4	0-0	0-0	0-0	2	1-0	0	1	0	0	0
*At Missouri	9	0-0	0-0	0-0	2	1-0	0	0	1	0	0
*GEORGIA	2	0-0	0-0	0-0	0	2-0	0	0	0	0	0
*At Ole Miss	1	0-0	0-0	0-0	0	0-0	0	0	0	0	0
*TEXAS A&M	DNP-Coaches Decision										
*At Florida	0+	0-0	0-0	0-0	0	0-0	0	0	0	0	0
*At Vanderbilt											
*SOUTH CAROLINA											
*At Mississippi State											
*AUBURN											
*ALABAMA											
*KENTUCKY											
*At Tennessee											
*At Texas A&M											
*FLORIDA											
*At Auburn											
*OLE MISS											
*TENNESSEE											
*At Arkansas											
SEC Tournament											

### John Odo's Career Stats

YEAR	GP-GS	MIN/AVG	FG-FGA	PCT.	3FG-FGA	PCT.	FT-FTA	PCT.	REB.-AVG	PF-FO	AST	TO	BLK	STL	PTS-AVG.
13-14	28-0	145/5.2	11-18	.611	0-0	.000	6-11	.545	38-1.4	25-0	0	8	7	4	28-1.0
14-15	15-10	113/7.5	8-14	.571	0-0	.000	4-6	.667	18-1.2	14-1	2	4	6	0	20-1.3
<b>Totals</b>	<b>43-10</b>	<b>258/6.0</b>	<b>19-32</b>	<b>.594</b>	<b>0-0</b>	<b>.000</b>	<b>10-17</b>	<b>.588</b>	<b>56-1.3</b>	<b>39-1</b>	<b>2</b>	<b>12</b>	<b>13</b>	<b>4</b>	<b>48-1.1</b>



# Tim Quarterman

Guard \* 6-6 \* 187 \* Sophomore \* 1L \* Savannah, Ga. (Johnson HS)

# 55

### Top Performances

**Points**

Season:	27, vs. Georgia, 1/10/15
Career:	27, vs. Georgia, 1/10/15

**Rebounds**

Season:	14, vs. Southern Miss, 12/29/14
Career:	14, vs. Southern Miss, 12/29/14

**Field Goals Made**

Season:	10, vs. Georgia, 1/10/15
Career:	10, vs. Georgia, 1/10/15

**3 PT FG Made**

Season:	6, vs. Georgia, 1/10/15
Career:	6, vs. Georgia, 1/10/15

**Free Throws Made**

Season:	7, twice
Career:	7, twice

**Assists**

Season:	8, twice
Career:	9, vs. UAB, 12/21/13

**Blocks**

Season:	3, vs. Georgia, 1/10/15
Career:	3, vs. Georgia, 1/10/15

**Steals**

Season:	3, three times
Career:	3, four times

**Minutes Played**

Season:	43, vs. Georgia, 1/10/15
Career:	43, vs. Georgia, 1/10/15

### Top Career Scoring Games

- 27 vs. Georgia, 1/10/15
- 21 at West Virginia, 12/4/14
- 19 at Mizzou, 1/8/15
- 16 vs. Clemson (PJ3), 11/24/14
- 15 at Florida, 1/21/15
- 15 vs. UMass, 12/2/14
- 14 vs. McNeese, 11/29/14
- 13 vs. Savannah State, 1/3/15
- 12 vs. Southern Miss, 12/29/14
- 12 vs. Alabama (SECT), 3/13/14

### Sophomore Season (2014-15)

Solid 18 minutes off the bench vs. Gardner-Webb (11/15), with 7 points, 2 assists ... Late steal forced overtime vs. Texas Tech, played 30 minutes 6 points, 6 rebounds ... Continued to have good points and long minutes in the first two games of the Paradise Jam ... Career high in points (16) in Clemson game (11/24) ... First start of year vs. McNeese and back-to-back double figure game (11/29) ... 14 points, 6 assists, 7 rebounds ... The play of Quarterman continues to earn races as he played another 30-plus off the bench for 15 points and 6 boards against UMass (12/2) ... Seventh straight game playing 30 minutes (six of those off bench) at W. Virginia (12/4), with career night of 21 points with 3 treys ... Fifth straight double figure game vs. Sam Houston (12/13) ... Started UAB game, 8 assists (12/18), 17 assists in two career games against Blazers ... First career double double vs. Southern Miss (12/29), 12 points, 14 rebounds ... Led team in scoring off bench in overtime loss at Mizzou (1/8/15) ... Hit second most threes by any individual (6) in the SEC to date and tied best single game scoring by an LSU player this season to date (27) in double overtime win over Georgia (1/10) ... Played 32 minutes had 15 points, 8 assists in win at UF (1/20).

### Quarterman's Game-by-Game Statistics

2014-15	MIN	FG	3FG	FT	REB	PF/D	A	TO	BLK	STL	PTS
<b>OPPONENT</b>											
GARDNER-WEBB	18	1-3	1-2	4-4	0	1-0	2	1	0	1	7
TEXAS TECH	30	2-5	0-3	2-4	6	4-0	4	3	2	1	6
Vs. Old Dominion (PJ1)	36	3-9	2-6	0-0	6	3-0	2	1	0	0	8
Vs. Weber State (PJ2)	31	3-5	0-0	2-2	4	0-0	2	1	0	0	8
Vs. Clemson (PJ3)	33	5-8	1-3	5-6	7	3-0	3	3	0	0	16
MCNEESE STATE	38	6-12	1-4	1-2	7	1-0	6	2	1	2	14
MASSACHUSETTS	31	6-14	2-4	1-2	6	2-0	3	3	0	3	15
At #16 West Virginia	30	8-14	3-4	2-3	7	4-0	0	3	2	2	21
SAM HOUSTON STATE	32	2-6	0-3	7-7	5	1-0	4	1	0	1	11
At UAB	36	2-8	0-2	2-2	5	1-0	8	2	0	0	6
CHARLESTON	34	3-9	1-3	1-2	6	1-0	1	6	0	1	8
SOUTHERN MISS	33	5-10	0-3	2-3	14	3-0	6	1	0	2	12
SAVANNAH STATE	34	6-12	1-5	0-0	2	2-0	4	3	1	3	13
*At Missouri	38	5-14	2-6	7-8	6	2-0	2	3	0	2	19
*GEORGIA	43	10-16	6-10	1-1	5	1-0	5	5	3	3	27
*At Ole Miss	35	2-6	1-4	3-4	3	2-0	0	3	0	1	8
*TEXAS A&M	25	1-7	1-6	1-2	7	3-0	3	2	0	1	4
*At Florida	32	5-7	1-2	4-4	5	3-0	8	3	0	1	15
*At Vanderbilt											
*SOUTH CAROLINA											
*At Mississippi State											
*AUBURN											
*ALABAMA											
*KENTUCKY											
*At Tennessee											
*At Texas A&M											
*FLORIDA											
*At Auburn											
*OLE MISS											
*TENNESSEE											
*At Arkansas											
SEC Tournament											

### Tim Quarterman's Career Stats

YEAR	GP-GS	MIN/AVG	FG-FGA	PCT.	3FG-FGA	PCT.	FT-FTA	PCT.	REB.-AVG	PF-FO	AST	TO	BLK	STL	PTS-AVG.
13-14	33-3	405/12.3	28-106	.264	10-48	.208	17-31	.548	61-1.8	51-0	49	35	8	24	83-2.5
14-15	18-3	589/32.7	75-165	.455	23-70	.329	45-56	.804	101-5.6	37-0	63	46	9	24	218-12.1
<b>Totals</b>	<b>51-6</b>	<b>994/19.5</b>	<b>103-271</b>	<b>.380</b>	<b>33-118</b>	<b>.280</b>	<b>62-87</b>	<b>.713</b>	<b>162-3.2</b>	<b>88-0</b>	<b>112</b>	<b>81</b>	<b>17</b>	<b>48</b>	<b>301-5.9</b>

# The Last Time LSU ...

## ALL GAMES

### Scoring

Less Than 50 points	48 -- at Ole Miss (48-72), 2/25/12
80 or more points	87 -- vs. Georgia (87-84), 2 OT, 1/10/15
90 or more points	93 -- vs. Gardner-Webb (93-82), 11/15/14
100 or more points	102 -- vs. Northwestern St. (102-95), 11/20/12

### Opponents Scoring

Less than 50 points	47 -- by Charleston (71-47), 12/22/14
80 or more points	84 -- by Georgia (84-87) 2 OT, 1/10/15
90 or more points	91 -- by Georgia (91-78), 2/6/14
100 or more points	101 -- by Ohio State (101-113), 1-15-05

### Field Goal Percentage

Shot less than 30 percent	29.4 -- vs. Kentucky (20-68), 3/9/12
Shot 50 percent or more	51.9 -- at Florida (27-52), 1/20/15
Shot 60 percent or more	60.0 -- vs. NW State (24-40), 11/12/10
Shot 70 percent or more	70.3 -- vs. Centenary (45-64), 1-15-03

### Opponents Field Goal Percentage

Shot less than 30 percent	28.1 -- by Charleston (18-64), 12/22/14
Shot 50 percent or more	57.9 -- by SMU (NIT2R) (33-57), 3/24/14
Shot 60 percent or more	60.0 -- by UGA (27-45), 2/6/14

### Three-Point FG Percentage

Shot less than 10 pct	7.7 -- vs. Clemson (1-13), 11/24/14
Shot 40 percent or more	61.5 -- at Florida (8-13), 1/20/15
Shot 50 percent or more	61.5 -- at Florida (8-13), 1/20/15
Shot 60 percent or more	61.5 -- at Florida (8-13), 1/20/15

### Opponents Three-Point FG Percentage

Shot less than 10 pct	6.3 -- by UAB (1-16), 12/21/13
Shot 40 percent or more	40.0 -- by Texas A&M (4-10), 1/17/15
Shot 50 percent or more	50.0 -- by Ole Dominion (7-14), 11/21/14
Shot 60 percent or more	64.3 -- by SMU (NIT2R) (9-14), 3/24/14

### Free Throw Percentage

Shot less than 50 pct	33.3 -- vs. Alabama (3-9), SEC2R, 3/13/14
Shot 70 percent or more	94.4 -- at Florida (17-18), 1/20/15
Shot 80 percent or more	94.4 -- at Florida (17-18), 1/20/15
Shot 90 percent or more	94.4 -- at Florida (17-18), 1/20/15
Shot 100 percent	100.0 -- at Vanderbilt (10-10), 2/8/12

### Rebounds

Had less than 20 rebounds	19 -- vs. Ole Miss, 1/22/11
Had 40 or more rebounds	40 -- vs. Texas A&M, 1/17/15
Had 50 or more rebounds	50 -- at Mizzou, 1/8/15
Had 60 or more rebounds	64 -- vs. Northwestern State, 11/16/13

### Opponent Rebounds

Less than 20 rebounds	17 -- by Nicholls State, 12/17/08
Had 40 or more rebounds	41 -- by Texas A&M, 1/17/15
Had 50 or more rebounds	50 -- by Georgia, 1/10/15

### Assists

Less than 5 assists	4 -- vs. Alabama, 1-27-10
15 assists or more	17 -- at Florida, 1/20/15
20 assists or more	22 -- vs. Southern Miss, 12/29/14
25 assists or more	25 -- vs. Savannah State, 1/3/15
30 or more assists	33 -- vs. Georgia State, 12-28-94

### Opponent Assists

Less than 5 assists	4 -- by Bethune-Cookman, 1/5/13
15 assists or more	16 -- by Mizzou, 1/8/15
20 assists or more	22 -- by SMU (NIT2R), 3/24/14
25 assists or more	28 -- by Fresno State, 11/26/99
30 assists or more	33 -- by Kentucky, 1-16-96

### Blocks

0 blocks	0 -- at Alabama, 2/9/13
5 or more blocks	11 -- vs. Texas A&M, 1/17/15
10 or more blocks	11 -- vs. Texas A&M, 1/17/15
15 or more blocks	16 -- vs. Alcorn State, 11/20/08

### Opponent Blocks

0 blocks	0 -- by Gardner-Webb, 11/15/14
5 or more blocks	5 -- by UAB, 12/18/14
10 or more blocks	11 -- by Kentucky, SECQF, 3/14/14

### Steals

0 steals	0 -- vs. Georgia Tech, 3-17-90
10 or more steals	13 -- vs. Georgia, 1/10/15
15 or more steals	19 -- vs. Rhode Island, 1/4/14

### Opponent Steals

0 steals	0 -- by Washington State, 12/27/08
10 or more steals	12 -- by Savannah State, 1/3/15
15 or more steals	19 -- by West Virginia, 12/4/14

# The Last Time An LSU Player...

## ALL GAMES

Scored 20 or more points .....	22	Jarell Martin, at Florida, 1/20/15
Scored 25 or more points.....	26	Jarell Martin, vs. Savannah State, 1/3/15
Scored 30 or more points .....	30	Johnny O'Bryant III at South Carolina, 2/14/13
Scored 35 or more points.....	38	Tasmin Mitchell, vs. Auburn, 1/20/10
Scored 40 or more points .....	41	Tasmin Mitchell, at Miss State, 2/11/09
Scored 45 or more points .....	46	Chris Jackson, vs. Vanderbilt, 2-18-90
Scored 50 or more points .....	51	Chris Jackson, vs. Texas, 1-2-90
Scored 55 or more points .....	55	Chris Jackson, vs. Ole Miss, 3-4-89
Scored 60 or more .....	64	Pete Maravich, vs. Kentucky, 2-21-70
Scored double figures in 5 straight games.....	8	Jarell Martin, 11/29/14 to 1/3/15
Scored double figures in 10 straight games .....	11	Johnny O'Bryant III, 1/16/13 to 2/19/13
Scored double figures in 15 straight games .....	15	Tasmin Mitchell, 11/27/09 to 1/23/10
Scored double figures in 20 straight games.....	48	Glen Davis, 3/5/05 to 12/17/06
Scored double figures in 25 straight games.....	48	Glen Davis, 3/5/05 to 12/17/06
Scored double figures in 30 straight games.....	48	Glen Davis, 3/5/05 to 12/17/06
Scored double figures in 35 straight games.....	48	Glen Davis, 3/5/05 to 12/17/06
Scored double figures in 40 straight games .....	48	Glen Davis, 3/5/05 to 12/17/06
Scored double figures in 45 or more straight game .....	48	Glen Davis, 3/5/05 to 12/17/06
Scored 20 points or more in 2 straight games .....	2	Jarell Martin, 24 vs. Southern Miss (12/29/14); 26 vs. Savannah State (1/3/15)
Scored 20 points or more in 3 straight games .....	3	Charles Carmouche, 26 vs. Arkansas (2/27/13); 21, at Missouri, (3/2/13); 20 at Texas A&M (3/6/13).
Scored 20 points or more in 4 straight games .....	4	Charles Carmouche, 20 vs. Alabama (2/23/13); 26 vs. Arkansas (2/27/13); 21 at Missouri, (3/2/13); 20 at Texas A&M (3/6/13)
Scored 20 points or more in 5 straight games .....	6	Marcus Thornton, 25 at Ole Miss (1/12/08); 27 vs. Auburn (1/16/08); 27 at Vandy (1/19/08); 20 vs. Arkansas (1/26/08); 38 at Auburn (1/30/08); 22 vs. Alabama (2/2/08)
Scored 30 points or more in consecutive games.....	2	Marcus Thornton, 31 vs. Miss. State (1/21/09); 30 vs. Xavier (1/24/09)
Made 10-14 field goals in a game .....	10	Tim Quarterman, vs. Georgia, 1/10/15
Made 15 or more field goals in a game.....	15	Tasmin Mitchell, vs. Auburn, 1/20/10
Attempted 15-19 field goals in a game .....	15	Jarell Martin, vs. Texas A&M, 1/17/15
Attempted 20-24 field goals in a game .....	22	Jordan Mickey, vs. Sam Houston, 12/13/14
Attempted 25-29 field goals in a game .....	25	Johnny O'Bryant III, at Kentucky, 2/22/14
Attempted 30 or more field goals in a game .....	34	Ronnie Henderson, vs. Oklahoma State, 12-20-94
Made 5 three pointers in a game .....	5	Keith Hornsby, at Ole Miss, 1/14/15
Made 6-9 three pointers in a game.....	6	Tim Quarterman, vs. Georgia, 1/10/15
Made 10 or more three pointers in a game.....	10	Chris Jackson, vs. Tennessee, 2-10-90
Attempted 8-10 three pointers in a game .....	10	Keith Hornsby, at Ole Miss, 1/14/15
Attempted 11 or more three pointers in a game .....	14	Anthony Hickey, vs. Memphis, 11/29/13

# The Last Time An LSU Player...

## ALL GAMES

Had 15 or more rebounds.....	17	Jordan Mickey, at Mizzou, 1/8/15
Had 20 or more rebounds.....	21	Jaime Lloreda, vs. McNeese State, 11-24-03
Had 10 or more rebounds in 2 straight games .....	2	Jordan Mickey, 14 vs. Savannah State (1/3/15); 17 at Mizzou (1/8/15)
Had 10 or more rebounds in 3 straight games .....	3	Jordan Mickey, 10 vs. USM (12/29/14); 14 vs. Savannah State (1/3/15); 17 at Mizzou (1/8/15).
Had 10 or more rebounds in 4 straight games .....	4	Jordan Mickey, 10 vs. Charleston (12/22/14); 10 vs. USM (12/29/14); 14 Savannah State (1/3/15); 17 at Mizzou (1/8/15)
vs. ....		
Had 10 or more rebounds in 5 straight games .....	5	Johnny O'Bryant III, 14 at Georgia, 1/19/13; 10 vs. Texas A&M, 1/23/13; 12 at Kentucky, 1/26/13; 11 vs. Missouri, 1/30/13; 12 at Miss. State, 2/2/13
Had 10 or more rebounds in 6 or more games.....	8	Glen Davis, 11 at Alabama, 2/4/06; 16 vs. Arkansas, 2/8/06; 15 at Florida, 2/11/06; 13 vs. Miss. State, 2/15/06; 11 at Auburn, 2/18/06; 11 at Vandy, 2/22/06; 15 vs. Kentucky, 2/25/06; 10 at S. Carolina, 2/28/06
Had 9 offensive rebounds in a game.....	9	Jordan Mickey, vs. Sam Houston, 12/13/14
Had 10 defensive rebounds in a game.....	10	Jordan Mickey, at Florida, 1/20/15
Had 8 or more assists.....	8	Jordan Mickey, at Florida, 1/20/15
Had 10 or more assists .....	10	Josh Gray, at Ole Miss, 1/14/15
Had 15 or more assists .....	18	Randy Livingston, vs. George Mason, 12-3-94
Had 5 or more blocks in a game .....	7	Jordan Mickey, vs. Texas A&M, 1/17/15
Had 8 or more blocks in a game.....	9	Tyrus Thomas, vs. Tennessee, 1/14/06
Had 10 or more blocks in a game.....	11	Stromile Swift, vs. Alabama, 2-10-99
Had 5 or more steals in a game.....	5	Jarell Martin, at South Carolina, 1/11/14
Had 8 or more steals in a game .....	8	Anthony Hickey, vs. Texas A&M, 1/23/13
Had 10 or more steals in a game .....	10	Shawn Griggs, vs. Tennessee, 2-23-91
Had a double-double .....		Jordan Mickey, at Florida, 14 pts-14 reb., 1/20/15
Had a double-double in 2 or more straight games.....	3	Jordan Mickey, vs. Charleston, 15 pts-10 reb., 12/22/14; vs. Southern Miss, 14 pts-10 rebs., 12/29/14; vs. Savannah State, 24 pts-14 rebs., 1/3/15)
Had a double-double in 4 or more straight games .....	5	Johnny O'Bryant III, at Georgia, 16 pts-14 reb., 1/19/13; vs. Texas A&M, 14 pts-10 reb., 1/23/13; at Kentucky, 21 pts-12 reb., 1/26/13; vs. Missouri, 14 pts-11 reb., 1/30/13; at Miss. State, 12 pts-12 reb., 2/2/13
Had a triple-double .....		Shaquille O'Neal, 26 pts-13 reb-11 blks, vs. BYU, 3-19-92
Played 40 minutes in a game.....	48	Jordan Mickey, vs. Georgia, 1/10/15
Played 41 or more in a game .....	43	Tim Quarterman, vs. Georgia, 1/10/15
Played 50 or more minutes in a game .....	48	Jordan Mickey, vs. Georgia, 1/10/15
	43	Tim Quarterman, vs. Georgia, 1/10/15
	54	Charles Carmouche, vs. Alabama, 2/23/13
	51	Johnny O'Bryant III, vs. Alabama, 2/23/13

**LSU MEN'S BASKETBALL**  
**LSU Combined Team Statistics (as of Jan 21, 2015)**  
**All games**

<b>RECORD:</b>	<b>OVERALL</b>	<b>HOME</b>	<b>AWAY</b>	<b>NEUTRAL</b>
ALL GAMES	14-4	9-1	4-1	1-2
CONFERENCE	3-2	1-1	2-1	0-0
NON-CONFERENCE	11-2	8-0	2-0	1-2

##	Player	gp-gs	min	avg	Total		3-Point		F-Throw		Rebounds				pf	dq	a	to	blk	stl	pts	avg		
					fg-fga	fg%	3fg-fga	3fg%	ft-fa	ft%	off	def	tot	avg										
01	MARTIN, Jarell	18-17	628	34.9	111-228	.487	11-37	.297	71-97	.732	48	111	159	8.8	48	3	35	47	11	23	304	16.9		
25	MICKEY, Jordan	17-17	586	34.5	107-212	.505	1-8	.125	49-67	.731	54	127	181	10.6	43	0	31	55	64	17	264	15.5		
04	HORNSBY, Keith	18-18	616	34.2	79-196	.403	33-89	.371	34-45	.756	14	68	82	4.6	32	1	41	30	10	26	225	12.5		
55	QUARTERMAN, Tim	18-3	589	32.7	75-165	.455	23-70	.329	45-56	.804	29	72	101	5.6	37	0	63	46	9	24	218	12.1		
05	GRAY, Josh	16-16	476	29.8	59-138	.428	11-34	.324	24-37	.649	7	36	43	2.7	31	1	79	56	1	25	153	9.6		
15	PATTERSON, Jalyn	18-0	348	19.3	34-80	.425	19-50	.380	6-9	.667	6	27	33	1.8	10	0	30	11	2	20	93	5.2		
20	BRIDGEWATER, Brian	17-0	114	6.7	20-36	.556	0-0	.000	4-7	.571	8	9	17	1.0	21	1	5	9	1	7	44	2.6		
10	SHORTESS, Henry	2-0	5	2.5	1-1	1.000	1-1	1.000	0-0	.000	0	0	0	0.0	0	0	0	0	0	0	3	1.5		
45	EDDLESTONE, Brand	2-0	8	4.0	1-2	.500	1-1	1.000	0-0	.000	0	1	1	0.5	1	0	0	0	0	1	3	1.5		
31	ODO, John	15-10	113	7.5	8-14	.571	0-0	.000	4-6	.667	8	10	18	1.2	14	1	2	4	6	0	20	1.3		
22	MALONE, Darcy	10-3	78	7.8	5-10	.500	0-1	.000	3-4	.750	6	4	10	1.0	15	0	3	4	3	1	13	1.3		
21	EPPS, Aaron	8-2	64	8.0	4-16	.250	1-6	.167	0-0	.000	6	6	12	1.5	7	0	4	5	5	3	9	1.1		
03	ROBINSON III, Elbert	10-4	67	6.7	3-7	.429	0-0	.000	0-2	.000	6	11	17	1.7	13	0	5	9	3	5	6	0.6		
13	ROBINSON, Antonio	1-0	4	4.0	0-0	.000	0-0	.000	0-0	.000	0	1	1	1.0	0	0	0	1	0	0	0	0.0		
24	SPEIGHT, Carlton	1-0	4	4.0	0-1	.000	0-0	.000	0-0	.000	0	0	0	0.0	0	0	1	0	0	0	0	0.0		
Team											31	26	57					1						
Total.....		18	3700	507-1106		.458	101-297	.340	240-330	.727	223	509	732	40.7	272	7	299	278	115	152	1355	75.3		
Opponents.....		18	3700	453-1142		.397	98-312	.314	206-314	.656	236	420	656	36.4	303	6	202	260	53	156	1210	67.2		

<b>TEAM STATISTICS</b>	<b>LSU</b>	<b>OPP</b>	<b>Date</b>	<b>Opponent</b>	<b>Score</b>	<b>Att.</b>
SCORING	1355	1210	11/15/14	GARDNER-WEBB	w 93-82	6745
Points per game	75.3	67.2	11/18/14	TEXAS TECH	Wot 69-64	8010
Scoring margin	+8.1	-	11/21/14	vs Old Dominion	L 61-70	1910
FIELD GOALS-ATT	507-1106	453-1142	11/22/14	vs Weber State	w 72-58	1968
Field goal pct	.458	.397	11/24/14	vs Clemson	L 61-64	1342
3 POINT FG-ATT	101-297	98-312	11/29/14	MCNEESE STATE	w 83-72	7034
3-point FG pct	.340	.314	12/02/14	MASSACHUSETTS	w 82-60	6962
3-pt FG made per game	5.6	5.4	12/4/14	at West Virginia	w 74-73	10802
FREE THROWS-ATT	240-330	206-314	12/13/14	SAM HOUSTON STATE	w 76-67	7295
Free throw pct	.727	.656	12/18/14	at UAB	w 79-70	6054
F-Throws made per game	13.3	11.4	12/22/14	CHARLESTON	w 71-47	7808
REBOUNDS	732	656	12/29/14	SOUTHERN MISS	w 87-67	9089
Rebounds per game	40.7	36.4	01/03/15	SAVANNAH STATE	w 75-59	7647
Rebounding margin	+4.2	-	* 1/8/15	at Mizzou	Lot 67-74	7509
ASSISTS	299	202	* 01/10/15	GEORGIA	Wo2 87-84	9217
Assists per game	16.6	11.2	* 1/14/15	at Ole Miss	w 75-71	7030
TURNOVERS	278	260	* 01/17/15	TEXAS A&M	L 64-67	10278
Turnovers per game	15.4	14.4	* 1/20/15	at Florida	w 79-61	10160
Turnover margin	-1.0	-	* = Conference game			
Assist/turnover ratio	1.1	0.8				
STEALS	152	156				
Steals per game	8.4	8.7				
BLOCKS	115	53				
Blocks per game	6.4	2.9				
ATTENDANCE	80085	46775				
Home games-Avg/Game	10-8008	5-8311				
Neutral site-Avg/Game	-	3-1740				

<b>Score by Periods</b>	<b>1st</b>	<b>2nd</b>	<b>OT</b>	<b>OT2</b>	<b>Totals</b>
LSU	639	684	25	7	1355
Opponents	581	598	27	4	1210

**LSU MEN'S BASKETBALL**  
**LSU Combined Team Statistics (as of Jan 21, 2015)**  
**Conference games**

<b>RECORD:</b>	<b>OVERALL</b>	<b>HOME</b>	<b>AWAY</b>	<b>NEUTRAL</b>
ALL GAMES	3-2	1-1	2-1	0-0
CONFERENCE	3-2	1-1	2-1	0-0
NON-CONFERENCE	0-0	0-0	0-0	0-0

##	Player	gp-gs	min	avg	Total		3-Point		F-Throw		Rebounds				pf	dq	a	to	blk	stl	pts	avg
					fg-fga	fg%	3fg-fga	3fg%	ft-fta	ft%	off	def	tot	avg								
55	QUARTERMAN, Tim	5-0	173	34.6	23-50	.460	11-28	.393	16-19	.842	9	17	26	5.2	11	0	18	16	3	8	73	14.6
25	MICKEY, Jordan	5-5	184	36.8	25-57	.439	0-2	.000	18-24	.750	15	43	58	11.6	15	0	8	16	20	5	68	13.6
01	MARTIN, Jarell	5-5	187	37.4	27-62	.435	3-9	.333	11-18	.611	13	30	43	8.6	15	2	9	14	3	6	68	13.6
04	HORNSBY, Keith	5-5	184	36.8	22-57	.386	12-33	.364	10-14	.714	4	21	25	5.0	10	0	12	9	6	9	66	13.2
15	PATTERSON, Jalyn	5-0	119	23.8	16-33	.485	9-22	.409	4-7	.571	1	6	7	1.4	0	0	8	1	1	6	45	9.0
05	GRAY, Josh	5-5	136	27.2	17-42	.405	3-12	.250	8-12	.667	3	9	12	2.4	13	1	25	17	1	8	45	9.0
22	MALONE, Darcy	4-3	58	14.5	2-7	.286	0-1	.000	3-4	.750	5	2	7	1.8	13	0	1	2	2	1	7	1.8
20	BRIDGEWATER, Brian	4-0	15	3.8	0-0	.000	0-0	.000	0-0	.000	0	0	0	0.0	3	0	0	2	0	1	0	0.0
31	ODO, John	4-2	12	3.0	0-0	.000	0-0	.000	0-0	.000	1	1	2	0.5	3	0	0	0	1	0	0	0.0
03	ROBINSON III, Elbert	1-0	6	6.0	0-0	.000	0-0	.000	0-0	.000	1	1	2	2.0	0	0	0	1	0	0	0	0.0
21	EPPS, Aaron	1-0	1	1.0	0-0	.000	0-0	.000	0-0	.000	1	0	1	1.0	0	0	0	1	0	0	0	0.0
Team											7	10	17				1					
Total.....		5	1075		132-308	.429	38-107	.355	70-98	.714	60	140	200	40.0	83	3	81	80	37	44	372	74.4
Opponents.....		5	1075		132-338	.391	23-83	.277	70-94	.745	79	128	207	41.4	88	3	63	72	17	39	357	71.4

<b>TEAM STATISTICS</b>	<b>LSU</b>	<b>OPP</b>	<b>Date</b>	<b>Opponent</b>	<b>Score</b>	<b>Att.</b>
SCORING	372	357	* 1/8/15	at Mizzou	Lot 67-74	7509
Points per game	74.4	71.4	* 01/10/15	GEORGIA	Wo2 87-84	9217
Scoring margin	+3.0	-	* 1/14/15	at Ole Miss	w 75-71	7030
FIELD GOALS-ATT	132-308	132-338	* 01/17/15	TEXAS A&M	L 64-67	10278
Field goal pct	.429	.391	* 1/20/15	at Florida	w 79-61	10160
3 POINT FG-ATT	38-107	23-83	* = Conference game			
3-point FG pct	.355	.277				
3-pt FG made per game	7.6	4.6				
FREE THROWS-ATT	70-98	70-94				
Free throw pct	.714	.745				
F-Throws made per game	14.0	14.0				
REBOUNDS	200	207				
Rebounds per game	40.0	41.4				
Rebounding margin	-1.4	-				
ASSISTS	81	63				
Assists per game	16.2	12.6				
TURNOVERS	80	72				
Turnovers per game	16.0	14.4				
Turnover margin	-1.6	-				
Assist/turnover ratio	1.0	0.9				
STEALS	44	39				
Steals per game	8.8	7.8				
BLOCKS	37	17				
Blocks per game	7.4	3.4				
ATTENDANCE	19495	24699				
Home games-Avg/Game	2-9748	3-8233				
Neutral site-Avg/Game	-	0-0				

<b>Score by Periods</b>	<b>1st</b>	<b>2nd</b>	<b>OT</b>	<b>OT2</b>	<b>Totals</b>
LSU	181	169	15	7	372
Opponents	155	176	22	4	357

**LSU MEN'S BASKETBALL**  
**LSU Category Leaders (as of Jan 21, 2015)**  
**All games**

<b>Points</b>	<b>G</b>	<b>Pts</b>	<b>Pts/G</b>	<b>Scoring Average</b>	<b>G</b>	<b>Pts</b>	<b>Avg/G</b>
MARTIN, Jarell	18	304	16.9	MARTIN, Jarell	18	304	16.9
MICKEY, Jordan	17	264	15.5	MICKEY, Jordan	17	264	15.5
HORNSBY, Keith	18	225	12.5	HORNSBY, Keith	18	225	12.5
QUARTERMAN, Tim	18	218	12.1	QUARTERMAN, Tim	18	218	12.1
GRAY, Josh	16	153	9.6	GRAY, Josh	16	153	9.6
PATTERSON, Jalyn	18	93	5.2	PATTERSON, Jalyn	18	93	5.2
BRIDGEWATER, Brian	17	44	2.6	BRIDGEWATER, Brian	17	44	2.6
ODO, John	15	20	1.3	SHORTESS, Henry	2	3	1.5
MALONE, Darcy	10	13	1.3	EDDLESTONE, Brandon	2	3	1.5
EPPS, Aaron	8	9	1.1	ODO, John	15	20	1.3
ROBINSON III, Elbert	10	6	0.6	MALONE, Darcy	10	13	1.3
EDDLESTONE, Brandon	2	3	1.5	EPPS, Aaron	8	9	1.1
SHORTESS, Henry	2	3	1.5				

<b>FG Percentage</b>	<b>FG</b>	<b>Att</b>	<b>Pct</b>	<b>Field Goal Attempts</b>	<b>G</b>	<b>Att</b>	<b>Att/G</b>
SHORTESS, Henry	1	1	1.000	MARTIN, Jarell	18	228	12.7
ODO, John	8	14	.571	MICKEY, Jordan	17	212	12.5
BRIDGEWATER, Brian	20	36	.556	HORNSBY, Keith	18	196	10.9
MICKEY, Jordan	107	212	.505	QUARTERMAN, Tim	18	165	9.2
EDDLESTONE, Brandon	1	2	.500	GRAY, Josh	16	138	8.6
MALONE, Darcy	5	10	.500				
MARTIN, Jarell	111	228	.487	<b>Field Goals Made</b>	<b>G</b>	<b>Made</b>	<b>Made/G</b>
QUARTERMAN, Tim	75	165	.455	MARTIN, Jarell	18	111	6.2
ROBINSON III, Elbert	3	7	.429	MICKEY, Jordan	17	107	6.3
GRAY, Josh	59	138	.428	HORNSBY, Keith	18	79	4.4
PATTERSON, Jalyn	34	80	.425	QUARTERMAN, Tim	18	75	4.2
HORNSBY, Keith	79	196	.403	GRAY, Josh	16	59	3.7

<b>3-Point Percentage</b>	<b>3FG</b>	<b>Att</b>	<b>Pct</b>	<b>3-Point FG Attempts</b>	<b>G</b>	<b>Att</b>	<b>Att/G</b>
SHORTESS, Henry	1	1	1.000	HORNSBY, Keith	18	89	4.9
EDDLESTONE, Brandon	1	1	1.000	QUARTERMAN, Tim	18	70	3.9
PATTERSON, Jalyn	19	50	.380	PATTERSON, Jalyn	18	50	2.8
HORNSBY, Keith	33	89	.371	MARTIN, Jarell	18	37	2.1
QUARTERMAN, Tim	23	70	.329	GRAY, Josh	16	34	2.1
GRAY, Josh	11	34	.324				
MARTIN, Jarell	11	37	.297	<b>3-Point FG Made</b>	<b>G</b>	<b>Made</b>	<b>Made/G</b>
EPPS, Aaron	1	6	.167	HORNSBY, Keith	18	33	1.8
MICKEY, Jordan	1	8	.125	QUARTERMAN, Tim	18	23	1.3
MALONE, Darcy	0	1	.000	PATTERSON, Jalyn	18	19	1.1
				MARTIN, Jarell	18	11	0.6
				GRAY, Josh	16	11	0.7

<b>Free Throw Percent</b>	<b>FG</b>	<b>Att</b>	<b>Pct</b>	<b>Free Throw Attempts</b>	<b>G</b>	<b>Att</b>	<b>Att/G</b>
QUARTERMAN, Tim	45	56	.804	MARTIN, Jarell	18	97	5.4
HORNSBY, Keith	34	45	.756	MICKEY, Jordan	17	67	3.9
MALONE, Darcy	3	4	.750	QUARTERMAN, Tim	18	56	3.1
MARTIN, Jarell	71	97	.732	HORNSBY, Keith	18	45	2.5
MICKEY, Jordan	49	67	.731	GRAY, Josh	16	37	2.3
PATTERSON, Jalyn	6	9	.667				
ODO, John	4	6	.667	<b>Free Throws Made</b>	<b>G</b>	<b>Made</b>	<b>Made/G</b>
GRAY, Josh	24	37	.649	MARTIN, Jarell	18	71	3.9
BRIDGEWATER, Brian	4	7	.571	MICKEY, Jordan	17	49	2.9
ROBINSON III, Elbert	0	2	.000	QUARTERMAN, Tim	18	45	2.5
				HORNSBY, Keith	18	34	1.9
				GRAY, Josh	16	24	1.5

**LSU MEN'S BASKETBALL**  
**LSU Category Leaders (as of Jan 21, 2015)**  
**All games**

<u>Rebounds</u>	<u>G</u>	<u>Reb</u>	<u>Reb/G</u>
MICKEY, Jordan	17	181	10.6
MARTIN, Jarell	18	159	8.8
QUARTERMAN, Tim	18	101	5.6
HORNSBY, Keith	18	82	4.6
GRAY, Josh	16	43	2.7

<u>Assists</u>	<u>G</u>	<u>No.</u>	<u>Ast/G</u>
GRAY, Josh	16	79	4.9
QUARTERMAN, Tim	18	63	3.5
HORNSBY, Keith	18	41	2.3
MARTIN, Jarell	18	35	1.9
MICKEY, Jordan	17	31	1.8

<u>Rebound Average</u>	<u>G</u>	<u>Reb</u>	<u>Avg/G</u>
MICKEY, Jordan	17	181	10.6
MARTIN, Jarell	18	159	8.8
QUARTERMAN, Tim	18	101	5.6
HORNSBY, Keith	18	82	4.6
GRAY, Josh	16	43	2.7

<u>Steals</u>	<u>G</u>	<u>No.</u>	<u>Stl/G</u>
HORNSBY, Keith	18	26	1.4
GRAY, Josh	16	25	1.6
QUARTERMAN, Tim	18	24	1.3
MARTIN, Jarell	18	23	1.3
PATTERSON, Jalyn	18	20	1.1

<u>Offensive Rebounds</u>	<u>G</u>	<u>No.</u>	<u>Avg/G</u>
MICKEY, Jordan	17	54	3.2
MARTIN, Jarell	18	48	2.7
QUARTERMAN, Tim	18	29	1.6
HORNSBY, Keith	18	14	0.8
BRIDGEWATER, Brian	17	8	0.5
ODO, John	15	8	0.5

<u>Blocked Shots</u>	<u>G</u>	<u>No.</u>	<u>Blk/G</u>
MICKEY, Jordan	17	64	3.8
MARTIN, Jarell	18	11	0.6
HORNSBY, Keith	18	10	0.6
QUARTERMAN, Tim	18	9	0.5
ODO, John	15	6	0.4

<u>Defensive Rebounds</u>	<u>G</u>	<u>No.</u>	<u>Avg/G</u>
MICKEY, Jordan	17	127	7.5
MARTIN, Jarell	18	111	6.2
QUARTERMAN, Tim	18	72	4.0
HORNSBY, Keith	18	68	3.8
GRAY, Josh	16	36	2.3

<u>Minutes</u>	<u>G</u>	<u>No.</u>	<u>Min/G</u>
MARTIN, Jarell	18	628	34.9
HORNSBY, Keith	18	616	34.2
QUARTERMAN, Tim	18	589	32.7
MICKEY, Jordan	17	586	34.5
GRAY, Josh	16	476	29.8

<u>Fouls</u>	<u>G</u>	<u>No.</u>	<u>Per/G</u>
MARTIN, Jarell	18	48	2.7
MICKEY, Jordan	17	43	2.5
QUARTERMAN, Tim	18	37	2.1
HORNSBY, Keith	18	32	1.8
GRAY, Josh	16	31	1.9

<u>Turnovers</u>	<u>G</u>	<u>No.</u>	<u>TO/G</u>
GRAY, Josh	16	56	3.5
MICKEY, Jordan	17	55	3.2
MARTIN, Jarell	18	47	2.6
QUARTERMAN, Tim	18	46	2.6
HORNSBY, Keith	18	30	1.7

<u>Foulouts</u>	<u>G</u>	<u>No.</u>
MARTIN, Jarell	18	3
GRAY, Josh	16	1
ODO, John	15	1
HORNSBY, Keith	18	1
BRIDGEWATER, Brian	17	1

**LSU MEN'S BASKETBALL**  
**LSU Team Game-by-Game (as of Jan 21, 2015)**  
**All games**

**TEAM STATISTICS**

Opponent	Date	Score		Total		3-Pointers		Free throws		Rebounds				pf	a	t/o	blk	stl	pts	avg
				fg-fga	pct	3fg-fga	pct	ft-fta	pct	off	def	tot	avg							
GARDNER-WEBB	11/15/14	93-82	W	36-69	.522	8-23	.348	13-14	.929	16	31	47	47.0	8	19	18	3	7	93	93.0
TEXAS TECH	11/18/14	69-64	Wot	26-71	.366	2-19	.105	15-23	.652	14	33	47	47.0	21	14	13	6	8	69	81.0
vs Old Dominion	11/21/14	61-70	L	20-51	.392	5-16	.313	16-25	.640	7	33	40	44.7	22	11	16	4	5	61	74.3
vs Weber State	11/22/14	72-58	W	32-65	.492	3-8	.375	5-6	.833	15	19	34	42.0	14	16	13	2	8	72	73.8
vs Clemson	11/24/14	61-64	L	23-61	.377	1-13	.077	14-20	.700	18	20	38	41.2	13	13	13	1	7	61	71.2
MCNEESE STATE	11/29/14	83-72	W	33-61	.541	5-15	.333	12-18	.667	13	25	38	40.7	12	20	13	3	9	83	73.2
MASSACHUSETTS	12/02/14	82-60	W	35-65	.538	5-13	.385	7-11	.636	11	30	41	40.7	16	15	19	10	11	82	74.4
at West Virginia	12/4/14	74-73	W	26-56	.464	8-15	.533	14-18	.778	10	34	44	41.1	20	15	24	6	9	74	74.4
SAM HOUSTON STATE	12/13/14	76-67	W	26-61	.426	5-13	.385	19-26	.731	14	28	42	41.2	10	16	7	9	4	76	74.6
at UAB	12/18/14	79-70	W	28-61	.459	7-14	.500	16-18	.889	9	25	34	40.5	9	15	10	7	9	79	75.0
CHARLESTON	12/22/14	71-47	W	22-46	.478	6-13	.462	21-29	.724	7	36	43	40.7	16	17	21	11	8	71	74.6
SOUTHERN MISS	12/29/14	87-67	W	35-71	.493	6-19	.316	11-16	.688	18	28	46	41.2	15	22	13	7	11	87	75.7
SAVANNAH STATE	01/03/15	75-59	W	33-60	.550	2-9	.222	7-8	.875	11	27	38	40.9	13	25	18	9	12	75	75.6
at Mizzou	1/8/15	67-74	Lot	24-66	.364	6-22	.273	13-23	.565	17	33	50	41.6	18	12	19	6	11	67	75.0
GEORGIA	01/10/15	87-84	Wot	30-66	.455	11-29	.379	16-23	.696	8	26	34	41.1	25	19	14	10	13	87	75.8
at Ole Miss	1/14/15	75-71	W	26-60	.433	6-20	.300	17-23	.739	12	29	41	41.1	11	16	15	9	5	75	75.8
TEXAS A&M	01/17/15	64-67	L	25-64	.391	7-23	.304	7-11	.636	16	24	40	41.0	14	17	16	11	9	64	75.1
at Florida	1/20/15	79-61	W	27-52	.519	8-13	.615	17-18	.944	7	28	35	40.7	15	17	16	1	6	79	75.3
LSU		1355		507-1106	.458	101-297	.340	240-330	.727	223	509	732	40.7	272	299	278	115	152	1355	75.3
Opponents		1210		453-1142	.397	98-312	.314	206-314	.656	236	420	656	36.4	303	202	260	53	156	1210	67.2

Games played: 18  
Points/game: 75.3  
FG Pct: 45.8  
3FG Pct: 34.0  
FT Pct: 72.7

Rebounds/game: 40.7  
Assists/game: 16.6  
Turnovers/game: 15.4  
Assist/turnover ratio: 1.1  
Steals/game: 8.4  
Blocks/game: 6.4

**LSU MEN'S BASKETBALL**  
**LSU Opponent Game-by-Game (as of Jan 21, 2015)**  
**All games**

**OPPONENT STATISTICS**

Opponent	Date	Score		Total		3-Pointers		Free throws		Rebounds				pf	a	t/o	blk	stl	pts	avg
				fg-fga	pct	3fg-fga	pct	ft-fta	pct	off	def	tot	avg							
GARDNER-WEBB	11/15/14	93-82	W	35-75	.467	9-33	.273	3-5	.600	10	18	28	28.0	15	17	10	0	12	82	82.0
TEXAS TECH	11/18/14	69-64	Wot	21-59	.356	3-12	.250	19-28	.679	11	35	46	37.0	21	9	17	6	4	64	73.0
vs Old Dominion	11/21/14	61-70	L	26-61	.426	7-14	.500	11-23	.478	10	28	38	37.3	21	11	9	2	7	70	72.0
vs Weber State	11/22/14	72-58	W	20-47	.426	5-12	.417	13-18	.722	10	19	29	35.2	13	10	18	3	8	58	68.5
vs Clemson	11/24/14	61-64	L	24-57	.421	6-17	.353	10-15	.667	13	22	35	35.2	14	9	15	3	3	64	67.6
MCNEESE STATE	11/29/14	83-72	W	29-64	.453	7-21	.333	7-15	.467	15	20	35	35.2	17	14	15	1	11	72	68.3
MASSACHUSETTS	12/02/14	82-60	W	23-61	.377	2-13	.154	12-19	.632	11	21	32	34.7	17	6	18	3	12	60	67.1
at West Virginia	12/4/14	74-73	W	23-67	.343	5-17	.294	22-32	.688	15	20	35	34.8	16	11	12	6	19	73	67.9
SAM HOUSTON STATE	12/13/14	76-67	W	25-73	.342	8-23	.348	9-15	.600	23	27	50	36.4	22	8	10	4	4	67	67.8
at UAB	12/18/14	79-70	W	29-65	.446	9-24	.375	3-4	.750	11	25	36	36.4	14	17	14	5	4	70	68.0
CHARLESTON	12/22/14	71-47	W	18-64	.281	3-11	.273	8-12	.667	13	21	34	36.2	21	9	17	1	14	47	66.1
SOUTHERN MISS	12/29/14	87-67	W	23-57	.404	9-25	.360	12-20	.600	8	20	28	35.5	14	9	15	1	7	67	66.2
SAVANNAH STATE	01/03/15	75-59	W	25-54	.463	2-7	.286	7-14	.500	7	16	23	34.5	10	9	18	1	12	59	65.6
at Mizzou	1/8/15	67-74	Lot	27-67	.403	9-22	.409	11-15	.733	10	29	39	34.9	19	16	14	5	7	74	66.2
GEORGIA	01/10/15	87-84	Wot	28-68	.412	2-12	.167	26-35	.743	18	32	50	35.9	23	11	20	3	7	84	67.4
at Ole Miss	1/14/15	75-71	W	27-78	.346	5-23	.217	12-16	.750	23	24	47	36.6	17	14	12	2	9	71	67.6
TEXAS A&M	01/17/15	64-67	L	27-65	.415	4-10	.400	9-11	.818	16	25	41	36.8	12	10	13	4	7	67	67.6
at Florida	1/20/15	79-61	W	23-60	.383	3-16	.188	12-17	.706	12	18	30	36.4	17	12	13	3	9	61	67.2
Opponents		1210		453-1142	.397	98-312	.314	206-314	.656	236	420	656	36.4	303	202	260	53	156	1210	67.2
LSU		1355		507-1106	.458	101-297	.340	240-330	.727	223	509	732	40.7	272	299	278	115	152	1355	75.3

Games played: 18  
Points/game: 67.2  
FG Pct: 39.7  
3FG Pct: 31.4  
FT Pct: 65.6

Rebounds/game: 36.4  
Assists/game: 11.2  
Turnovers/game: 14.4  
Assist/turnover ratio: 0.8  
Steals/game: 8.7  
Blocks/game: 2.9

**LSU MEN'S BASKETBALL**  
**LSU Points-Rebounds-Assists (as of Jan 21, 2015)**  
**All games**

Opponent	Date	Score		01	03	04	05	10	13	15
				MARTIN,JAR	ROBINSON,I	HORNSBY,KE	GRAY,JOSH	SHORTESS,H	ROBINSON,A	PATTERSON,
GARDNER-WEBB	11/15/14	93-82	w	21-11-1	0-5-1	17-7-4	18-6-3	DNP	DNP	5-5-0
TEXAS TECH	11/18/14	69-64	w	17-12-3	2-1-0	12-5-1	14-4-4	DNP	DNP	0-2-1
vs Old Dominion	11/21/14	61-70	L	17-11-1	2-1-1	15-5-0	8-1-4	DNP	DNP	0-2-0
vs Weber State	11/22/14	72-58	w	11-4-2	0-0-0	18-4-4	4-2-4	DNP	DNP	0-0-2
vs Clemson	11/24/14	61-64	L	7-8-1	DNP	6-3-1	7-4-5	DNP	DNP	0-1-0
MCNEESE STATE	11/29/14	83-72	w	26-10-1	0-1-0	6-7-3	13-2-7	DNP	DNP	6-0-0
MASSACHUSETTS	12/02/14	82-60	w	12-5-1	0-1-0	9-6-4	25-4-5	0-0-0	DNP	0-0-0
at West Virginia	12/4/14	74-73	w	18-14-3	0-0-0	15-5-2	7-4-7	DNP	DNP	5-3-3
SAM HOUSTON STATE	12/13/14	76-67	w	14-9-3	DNP	16-3-2	4-0-3	DNP	DNP	4-5-3
at UAB	12/18/14	79-70	w	25-6-0	DNP	24-5-2	DNP	DNP	DNP	11-2-3
CHARLESTON	12/22/14	71-47	w	18-9-3	2-5-3	11-4-3	DNP	3-0-0	0-1-0	5-0-4
SOUTHERN MISS	12/29/14	87-67	w	24-9-4	0-1-0	10-1-2	6-1-4	DNP	DNP	10-4-2
SAVANNAH STATE	01/03/15	75-59	w	26-8-3	DNP	0-2-1	2-3-8	DNP	DNP	2-2-4
at Mizzou	1/8/15	67-74	L	9-7-2	0-2-0	17-8-3	2-1-3	DNP	DNP	11-0-1
GEORGIA	01/10/15	87-84	w	7-6-0	DNP	6-6-2	15-1-6	DNP	DNP	15-2-3
at Ole Miss	1/14/15	75-71	w	18-14-1	DNP	23-5-3	14-3-10	DNP	DNP	0-0-1
TEXAS A&M	01/17/15	64-67	L	12-8-4	DNP	5-3-3	9-7-5	DNP	DNP	13-1-1
at Florida	1/20/15	79-61	w	22-8-2	DNP	15-3-1	5-0-1	DNP	DNP	6-4-2

Opponent	Date	Score		20	21	22	25	31	45	55
				BRIDGEWATE	EPPS,AARON	MALONE,DAR	MICKEY,JOR	ODO,JOHN	EDDLESTONE	QUARTERMAN
GARDNER-WEBB	11/15/14	93-82	w	2-0-1	2-4-1	DNP	21-6-6	0-0-0	DNP	7-0-2
TEXAS TECH	11/18/14	69-64	w	0-1-0	0-1-0	DNP	18-14-1	DNP	DNP	6-6-4
vs Old Dominion	11/21/14	61-70	L	4-3-1	DNP	2-0-0	5-6-2	DNP	0-0-0	8-6-2
vs Weber State	11/22/14	72-58	w	4-0-0	0-0-0	0-1-0	27-14-2	0-0-0	DNP	8-4-2
vs Clemson	11/24/14	61-64	L	0-0-0	DNP	DNP	18-10-3	7-4-0	DNP	16-7-3
MCNEESE STATE	11/29/14	83-72	w	16-5-1	DNP	0-0-0	DNP	2-2-2	DNP	14-7-6
MASSACHUSETTS	12/02/14	82-60	w	0-0-0	DNP	0-1-0	16-10-2	5-2-0	DNP	15-6-3
at West Virginia	12/4/14	74-73	w	0-0-0	DNP	DNP	4-6-0	4-1-0	DNP	21-7-0
SAM HOUSTON STATE	12/13/14	76-67	w	4-1-0	DNP	DNP	21-15-1	2-2-0	DNP	11-5-4
at UAB	12/18/14	79-70	w	0-2-1	0-2-0	DNP	13-8-1	0-1-0	DNP	6-5-8
CHARLESTON	12/22/14	71-47	w	4-2-0	0-1-1	2-1-1	15-10-0	0-1-0	3-1-0	8-6-1
SOUTHERN MISS	12/29/14	87-67	w	4-0-0	5-1-1	2-0-1	14-10-2	0-1-0	DNP	12-14-6
SAVANNAH STATE	01/03/15	75-59	w	6-3-1	2-2-1	DNP	24-14-3	0-2-0	DNP	13-2-4
at Mizzou	1/8/15	67-74	L	0-0-0	0-1-0	DNP	9-17-1	0-2-0	DNP	19-6-2
GEORGIA	01/10/15	87-84	w	0-0-0	DNP	0-1-1	17-8-2	0-0-0	DNP	27-5-5
at Ole Miss	1/14/15	75-71	w	0-0-0	DNP	1-3-0	11-11-1	0-0-0	DNP	8-3-0
TEXAS A&M	01/17/15	64-67	L	DNP	DNP	4-3-0	17-8-1	DNP	DNP	4-7-3
at Florida	1/20/15	79-61	w	0-0-0	DNP	2-0-0	14-14-3	0-0-0	DNP	15-5-8

LSU MEN'S BASKETBALL  
LSU Team High/Low Analysis (as of Jan 21, 2015)  
All games

LSU - TEAM GAME HIGHS

POINTS	93		GARDNER-WEBB (11/15/14)
	87		GEORGIA (01/10/15)
	87		SOUTHERN MISS (12/29/14)
	83		MCNEESE STATE (11/29/14)
	82		MASSACHUSETTS (12/02/14)
FIELD GOALS MADE	36		GARDNER-WEBB (11/15/14)
	35		SOUTHERN MISS (12/29/14)
	35		MASSACHUSETTS (12/02/14)
FIELD GOAL ATTEMPTS	71		SOUTHERN MISS (12/29/14)
	71		TEXAS TECH (11/18/14)
	69		GARDNER-WEBB (11/15/14)
FIELD GOAL PERCENTAGE	.550	(33-60)	SAVANNAH STATE (01/03/15)
	.541	(33-61)	MCNEESE STATE (11/29/14)
	.538	(35-65)	MASSACHUSETTS (12/02/14)
3 PT FIELD GOALS MADE	11		GEORGIA (01/10/15)
	8		at Florida (1/20/15)
	8		at West Virginia (12/4/14)
	8		GARDNER-WEBB (11/15/14)
3 PT FG ATTEMPTS	29		GEORGIA (01/10/15)
	23		TEXAS A&M (01/17/15)
	23		GARDNER-WEBB (11/15/14)
3 PT FG PERCENTAGE	.615	(8-13)	at Florida (1/20/15)
	.533	(8-15)	at West Virginia (12/4/14)
	.500	(7-14)	at UAB (12/18/14)
FREE THROWS MADE	21		CHARLESTON (12/22/14)
	19		SAM HOUSTON STATE (12/13/14)
	17		at Florida (1/20/15)
	17		at Ole Miss (1/14/15)
FREE THROW ATTEMPTS	29		CHARLESTON (12/22/14)
	26		SAM HOUSTON STATE (12/13/14)
	25		vs Old Dominion (11/21/14)
FREE THROW PERCENTAGE	.944	(17-18)	at Florida (1/20/15)
	.929	(13-14)	GARDNER-WEBB (11/15/14)
	.889	(16-18)	at UAB (12/18/14)
REBOUNDS	50		at Mizzou (1/8/15)
	47		TEXAS TECH (11/18/14)
	47		GARDNER-WEBB (11/15/14)
ASSISTS	25		SAVANNAH STATE (01/03/15)
	22		SOUTHERN MISS (12/29/14)
	20		MCNEESE STATE (11/29/14)
STEALS	13		GEORGIA (01/10/15)
	12		SAVANNAH STATE (01/03/15)
	11		at Mizzou (1/8/15)
	11		SOUTHERN MISS (12/29/14)
	11		MASSACHUSETTS (12/02/14)
BLOCKED SHOTS	11		TEXAS A&M (01/17/15)
	11		CHARLESTON (12/22/14)
	10		GEORGIA (01/10/15)
TURNOVERS	10		MASSACHUSETTS (12/02/14)
	24		at West Virginia (12/4/14)
	21		CHARLESTON (12/22/14)
FOULS	25		GEORGIA (01/10/15)
	22		vs Old Dominion (11/21/14)

LSU MEN'S BASKETBALL  
 LSU High/Low Analysis (as of Jan 21, 2015)  
 All games

Opponent - GAME HIGHS

POINTS	84		GEORGIA (01/10/15)
	82		GARDNER-WEBB (11/15/14)
	74		at Mizzou (1/8/15)
FIELD GOALS MADE	73		at West Virginia (12/4/14)
	72		MCNEESE STATE (11/29/14)
	35		GARDNER-WEBB (11/15/14)
FIELD GOAL ATTEMPTS	29		at UAB (12/18/14)
	29		MCNEESE STATE (11/29/14)
	78		at Ole Miss (1/14/15)
FIELD GOAL PERCENTAGE	75		GARDNER-WEBB (11/15/14)
	73		SAM HOUSTON STATE (12/13/14)
	.467	(35-75)	GARDNER-WEBB (11/15/14)
3 PT FIELD GOALS MADE	.463	(25-54)	SAVANNAH STATE (01/03/15)
	.453	(29-64)	MCNEESE STATE (11/29/14)
	9		at Mizzou (1/8/15)
3 PT FG ATTEMPTS	9		SOUTHERN MISS (12/29/14)
	9		at UAB (12/18/14)
	9		GARDNER-WEBB (11/15/14)
3 PT FG PERCENTAGE	33		GARDNER-WEBB (11/15/14)
	25		SOUTHERN MISS (12/29/14)
	24		at UAB (12/18/14)
FREE THROWS MADE	.500	(7-14)	vs Old Dominion (11/21/14)
	.417	(5-12)	vs Weber State (11/22/14)
	.409	(9-22)	at Mizzou (1/8/15)
FREE THROW ATTEMPTS	26		GEORGIA (01/10/15)
	22		at West Virginia (12/4/14)
	19		TEXAS TECH (11/18/14)
FREE THROW PERCENTAGE	35		GEORGIA (01/10/15)
	32		at West Virginia (12/4/14)
	28		TEXAS TECH (11/18/14)
REBOUNDS	.818	(9-11)	TEXAS A&M (01/17/15)
	.750	(12-16)	at Ole Miss (1/14/15)
	.750	(3-4)	at UAB (12/18/14)
ASSISTS	50		GEORGIA (01/10/15)
	50		SAM HOUSTON STATE (12/13/14)
	47		at Ole Miss (1/14/15)
STEALS	17		at UAB (12/18/14)
	17		GARDNER-WEBB (11/15/14)
	16		at Mizzou (1/8/15)
BLOCKED SHOTS	19		at West Virginia (12/4/14)
	14		CHARLESTON (12/22/14)
	12		SAVANNAH STATE (01/03/15)
	12		MASSACHUSETTS (12/02/14)
	12		GARDNER-WEBB (11/15/14)
TURNOVERS	6		at West Virginia (12/4/14)
	6		TEXAS TECH (11/18/14)
	5		at Mizzou (1/8/15)
FOULS	5		at UAB (12/18/14)
	20		GEORGIA (01/10/15)
	18		SAVANNAH STATE (01/03/15)
	18		MASSACHUSETTS (12/02/14)
	18		vs Weber State (11/22/14)
	23		GEORGIA (01/10/15)
	22		SAM HOUSTON STATE (12/13/14)

**LSU MEN'S BASKETBALL**  
**LSU High/Low Analysis (as of Jan 21, 2015)**  
**All games**

**LSU - GAME LOWS**

POINTS	61		vs Old Dominion (11/21/14)
	61		vs Clemson (11/24/14)
	64		TEXAS A&M (01/17/15)
	67		at Mizzou (1/8/15)
	69		TEXAS TECH (11/18/14)
FIELD GOALS MADE	20		vs Old Dominion (11/21/14)
	22		CHARLESTON (12/22/14)
	23		vs Clemson (11/24/14)
FIELD GOAL ATTEMPTS	46		CHARLESTON (12/22/14)
	51		vs Old Dominion (11/21/14)
	52		at Florida (1/20/15)
FIELD GOAL PERCENTAGE	.364	(24-66)	at Mizzou (1/8/15)
	.366	(26-71)	TEXAS TECH (11/18/14)
	.377	(23-61)	vs Clemson (11/24/14)
3 PT FIELD GOALS MADE	1		vs Clemson (11/24/14)
	2		TEXAS TECH (11/18/14)
	2		SAVANNAH STATE (01/03/15)
3 PT FG ATTEMPTS	8		vs Weber State (11/22/14)
	9		SAVANNAH STATE (01/03/15)
	13		vs Clemson (11/24/14)
	13		MASSACHUSETTS (12/02/14)
	13		SAM HOUSTON STATE (12/13/14)
	13		CHARLESTON (12/22/14)
	13		at Florida (1/20/15)
3 PT FG PERCENTAGE	.077	(1-13)	vs Clemson (11/24/14)
	.105	(2-19)	TEXAS TECH (11/18/14)
	.222	(2-9)	SAVANNAH STATE (01/03/15)
FREE THROWS MADE	5		vs Weber State (11/22/14)
	7		MASSACHUSETTS (12/02/14)
	7		SAVANNAH STATE (01/03/15)
	7		TEXAS A&M (01/17/15)
FREE THROW ATTEMPTS	6		vs Weber State (11/22/14)
	8		SAVANNAH STATE (01/03/15)
	11		MASSACHUSETTS (12/02/14)
	11		TEXAS A&M (01/17/15)
FREE THROW PERCENTAGE	.565	(13-23)	at Mizzou (1/8/15)
	.636	(7-11)	MASSACHUSETTS (12/02/14)
	.636	(7-11)	TEXAS A&M (01/17/15)
REBOUNDS	34		vs Weber State (11/22/14)
	34		at UAB (12/18/14)
	34		GEORGIA (01/10/15)
ASSISTS	11		vs Old Dominion (11/21/14)
	12		at Mizzou (1/8/15)
	13		vs Clemson (11/24/14)
STEALS	4		SAM HOUSTON STATE (12/13/14)
	5		vs Old Dominion (11/21/14)
	5		at Ole Miss (1/14/15)
BLOCKED SHOTS	1		vs Clemson (11/24/14)
	1		at Florida (1/20/15)
	2		vs Weber State (11/22/14)
TURNOVERS	7		SAM HOUSTON STATE (12/13/14)
	10		at UAB (12/18/14)
FOULS	8		GARDNER-WEBB (11/15/14)
	9		at UAB (12/18/14)

LSU MEN'S BASKETBALL  
 LSU High/Low Analysis (as of Jan 21, 2015)  
 All games

Opponent - GAME LOWS

POINTS	47		CHARLESTON (12/22/14)
	58		vs Weber State (11/22/14)
	59		SAVANNAH STATE (01/03/15)
	60		MASSACHUSETTS (12/02/14)
	61		at Florida (1/20/15)
FIELD GOALS MADE	18		CHARLESTON (12/22/14)
	20		vs Weber State (11/22/14)
	21		TEXAS TECH (11/18/14)
FIELD GOAL ATTEMPTS	47		vs Weber State (11/22/14)
	54		SAVANNAH STATE (01/03/15)
	57		vs Clemson (11/24/14)
	57		SOUTHERN MISS (12/29/14)
FIELD GOAL PERCENTAGE	.281	(18-64)	CHARLESTON (12/22/14)
	.342	(25-73)	SAM HOUSTON STATE (12/13/14)
	.343	(23-67)	at West Virginia (12/4/14)
3 PT FIELD GOALS MADE	2		MASSACHUSETTS (12/02/14)
	2		SAVANNAH STATE (01/03/15)
	2		GEORGIA (01/10/15)
3 PT FG ATTEMPTS	7		SAVANNAH STATE (01/03/15)
	10		TEXAS A&M (01/17/15)
	11		CHARLESTON (12/22/14)
3 PT FG PERCENTAGE	.154	(2-13)	MASSACHUSETTS (12/02/14)
	.167	(2-12)	GEORGIA (01/10/15)
	.188	(3-16)	at Florida (1/20/15)
FREE THROWS MADE	3		GARDNER-WEBB (11/15/14)
	3		at UAB (12/18/14)
	7		MCNEESE STATE (11/29/14)
	7		SAVANNAH STATE (01/03/15)
FREE THROW ATTEMPTS	4		at UAB (12/18/14)
	5		GARDNER-WEBB (11/15/14)
	11		TEXAS A&M (01/17/15)
FREE THROW PERCENTAGE	.467	(7-15)	MCNEESE STATE (11/29/14)
	.478	(11-23)	vs Old Dominion (11/21/14)
	.500	(7-14)	SAVANNAH STATE (01/03/15)
REBOUNDS	23		SAVANNAH STATE (01/03/15)
	28		GARDNER-WEBB (11/15/14)
	28		SOUTHERN MISS (12/29/14)
ASSISTS	6		MASSACHUSETTS (12/02/14)
	8		SAM HOUSTON STATE (12/13/14)
	9		TEXAS TECH (11/18/14)
	9		vs Clemson (11/24/14)
	9		CHARLESTON (12/22/14)
	9		SOUTHERN MISS (12/29/14)
	9		SAVANNAH STATE (01/03/15)
STEALS	3		vs Clemson (11/24/14)
	4		TEXAS TECH (11/18/14)
	4		SAM HOUSTON STATE (12/13/14)
	4		at UAB (12/18/14)
BLOCKED SHOTS	0		GARDNER-WEBB (11/15/14)
	1		MCNEESE STATE (11/29/14)
	1		CHARLESTON (12/22/14)
	1		SOUTHERN MISS (12/29/14)
TURNOVERS	1		SAVANNAH STATE (01/03/15)
	9		vs Old Dominion (11/21/14)
	10		GARDNER-WEBB (11/15/14)
	10		SAM HOUSTON STATE (12/13/14)

**LSU MEN'S BASKETBALL**  
**LSU Player High/Low Analysis (as of Jan 21, 2015)**  
**All games**

**LSU - INDIVIDUAL GAME HIGHS**

Points	27		QUARTERMAN, Tim vs Georgia (01/10/15)
	27		MICKEY, Jordan vs Weber State (11/22/14)
	26		MARTIN, Jarell vs Savannah State (01/03/15)
	26		MARTIN, Jarell vs McNeese State (11/29/14)
	25		MARTIN, Jarell at UAB (12/18/14)
	25		GRAY, Josh vs Massachusetts (12/02/14)
Field Goals Made	13		MICKEY, Jordan vs Weber State (11/22/14)
	11		MICKEY, Jordan vs Savannah State (01/03/15)
	11		GRAY, Josh vs Massachusetts (12/02/14)
Field Goal Att.	24		MICKEY, Jordan vs Weber State (11/22/14)
	21		MICKEY, Jordan vs Sam Houston State (12/13/14)
	18		MARTIN, Jarell vs Texas Tech (11/18/14)
FG Pct (min 5 made)	.875	(7-8)	BRIDGEWATER, Brian vs McNeese State (11/29/14)
	.846	(11-13)	MICKEY, Jordan vs Savannah State (01/03/15)
	.818	(9-11)	MICKEY, Jordan vs Gardner-Webb (11/15/14)
3-Point FG Made	6		QUARTERMAN, Tim vs Georgia (01/10/15)
	5		HORNSBY, Keith at Ole Miss (1/14/15)
	3		HORNSBY, Keith at Florida (1/20/15)
	3		PATTERSON, Jalyn vs Texas A&M (01/17/15)
	3		PATTERSON, Jalyn vs Georgia (01/10/15)
	3		HORNSBY, Keith at Mizzou (1/8/15)
	3		PATTERSON, Jalyn at UAB (12/18/14)
	3		HORNSBY, Keith vs Sam Houston State (12/13/14)
	3		HORNSBY, Keith at West Virginia (12/4/14)
	3		QUARTERMAN, Tim at West Virginia (12/4/14)
	3		GRAY, Josh vs Massachusetts (12/02/14)
	3		HORNSBY, Keith vs Old Dominion (11/21/14)
	3		HORNSBY, Keith vs Gardner-Webb (11/15/14)
3-Point FG Att.	10		HORNSBY, Keith at Ole Miss (1/14/15)
	10		QUARTERMAN, Tim vs Georgia (01/10/15)
	8		HORNSBY, Keith at Mizzou (1/8/15)
3-Pt FG Pct (min 3 made)	1.000	(3-3)	HORNSBY, Keith at West Virginia (12/4/14)
	.750	(3-4)	QUARTERMAN, Tim at West Virginia (12/4/14)
	.750	(3-4)	GRAY, Josh vs Massachusetts (12/02/14)
Free Throws Made	9		MARTIN, Jarell vs Old Dominion (11/21/14)
	8		MARTIN, Jarell at West Virginia (12/4/14)
	8		MARTIN, Jarell vs McNeese State (11/29/14)
	8		GRAY, Josh vs Texas Tech (11/18/14)
Free Throw Att.	12		MARTIN, Jarell vs Old Dominion (11/21/14)
	11		MARTIN, Jarell at West Virginia (12/4/14)
	11		GRAY, Josh vs Texas Tech (11/18/14)
FT Pct (min 7 made)	1.000	(7-7)	QUARTERMAN, Tim vs Sam Houston State (12/13/14)
	.875	(7-8)	MARTIN, Jarell at Florida (1/20/15)
	.875	(7-8)	QUARTERMAN, Tim at Mizzou (1/8/15)
	.875	(7-8)	MARTIN, Jarell vs Charleston (12/22/14)
Rebounds	17		MICKEY, Jordan at Mizzou (1/8/15)
	15		MICKEY, Jordan vs Sam Houston State (12/13/14)
	14		MICKEY, Jordan at Florida (1/20/15)
	14		MARTIN, Jarell at Ole Miss (1/14/15)
	14		MICKEY, Jordan vs Savannah State (01/03/15)
	14		QUARTERMAN, Tim vs Southern Miss (12/29/14)
	14		MARTIN, Jarell at West Virginia (12/4/14)
	14		MICKEY, Jordan vs Weber State (11/22/14)

	14	MICKEY, Jordan vs Texas Tech (11/18/14)
Assists	10	GRAY, Josh at Ole Miss (1/14/15)
	8	QUARTERMAN, Tim at Florida (1/20/15)
	8	GRAY, Josh vs Savannah State (01/03/15)
	8	QUARTERMAN, Tim at UAB (12/18/14)
Steals	3	QUARTERMAN, Tim vs Georgia (01/10/15)
	3	GRAY, Josh vs Georgia (01/10/15)
	3	HORNSBY, Keith at Mizzou (1/8/15)
	3	QUARTERMAN, Tim vs Savannah State (01/03/15)
	3	PATTERSON, Jalyn vs Charleston (12/22/14)
	3	PATTERSON, Jalyn at UAB (12/18/14)
	3	GRAY, Josh at West Virginia (12/4/14)
	3	GRAY, Josh vs Massachusetts (12/02/14)
	3	MARTIN, Jarell vs Massachusetts (12/02/14)
	3	QUARTERMAN, Tim vs Massachusetts (12/02/14)
	3	BRIDGEWATER, Brian vs McNeese State (11/29/14)
	3	MARTIN, Jarell vs McNeese State (11/29/14)
	3	HORNSBY, Keith vs Weber State (11/22/14)
	3	GRAY, Josh vs Old Dominion (11/21/14)
Blocked Shots	7	MICKEY, Jordan vs Texas A&M (01/17/15)
	7	MICKEY, Jordan at UAB (12/18/14)
	6	MICKEY, Jordan at Ole Miss (1/14/15)
	6	MICKEY, Jordan vs Savannah State (01/03/15)
	6	MICKEY, Jordan vs Southern Miss (12/29/14)
	6	MICKEY, Jordan vs Charleston (12/22/14)
Turnovers	8	GRAY, Josh at West Virginia (12/4/14)
	7	MARTIN, Jarell at West Virginia (12/4/14)
	7	GRAY, Josh vs Massachusetts (12/02/14)
Fouls	5	GRAY, Josh vs Georgia (01/10/15)
	5	MARTIN, Jarell vs Georgia (01/10/15)
	5	MARTIN, Jarell at Mizzou (1/8/15)
	5	BRIDGEWATER, Brian vs Sam Houston State (12/13/14)
	5	MARTIN, Jarell at West Virginia (12/4/14)
	5	ODO, John vs Massachusetts (12/02/14)
	5	HORNSBY, Keith vs Old Dominion (11/21/14)
Minutes	48	MICKEY, Jordan vs Georgia (01/10/15)
	43	QUARTERMAN, Tim vs Georgia (01/10/15)
	43	HORNSBY, Keith at Mizzou (1/8/15)
	43	MICKEY, Jordan vs Texas Tech (11/18/14)
	41	GRAY, Josh vs Texas Tech (11/18/14)
	41	MARTIN, Jarell vs Texas Tech (11/18/14)

# 2014-15 LSU Men's Basketball Game Boxscores

## Game 1 -- LSU 93, Gardner-Webb 82

11/15/14 -- at Baton Rouge (Maravich Center)

Gardner-Webb	FG-A	3FG-A	FT-A	REB	PF	PTS	A	TO	BLK	STL	MIN
HILL, Jermon F	12-17	0-1	1-1	5	2	25	4	1	0	2	37
NELSON, Tyrell C	8-14	0-1	0-2	5	3	16	1	1	0	1	28
STRANGE, Tyler G	6-13	2-7	0-0	3	4	14	7	4	0	3	32
DAVIS, Jarvis G	3-9	3-8	2-2	4	1	11	1	0	0	3	26
BURBAGE, Adonis	0-5	0-4	0-0	2	1	0	1	3	0	0	26
MCBRIDE, Harold	2-8	1-5	0-0	0	1	5	1	0	0	1	22
POSTON, Dylan	3-8	3-7	0-0	3	2	9	2	1	0	2	20
HENSLEY, Corey	1-1	0-0	0-0	2	1	2	0	1	0	0	9
Team				4							
<b>TOTALS</b>	<b>35-75</b>	<b>9-33</b>	<b>3-5</b>	<b>28</b>	<b>15</b>	<b>82</b>	<b>17</b>	<b>10</b>	<b>0</b>	<b>12</b>	<b>200</b>
FG% 1st half:	19-36	52.8%	2nd half:	16-39	41.0%	Game:	46.7%	Deadball			
3FG% 1st half:	2-10	20.0%	2nd half:	7-23	30.4%	Game:	27.3%	Rebounds			
FT% 1st half:	3-3	100.0%	2nd half:	0-2	0.0%	Game:	60.0%	1			

LSU	FG-A	3FG-A	FT-A	REB	PF	PTS	A	TO	BLK	STL	MIN
MARTIN, Jarell F	8-16	1-7	4-4	11	1	21	1	5	0	2	38
MICKEY, Jordan F	9-11	0-0	3-3	6	0	21	6	2	0	0	33
ROBINSON III E. C	0-2	0-0	0-0	5	2	0	1	1	0	0	14
HORNBSBY, Keith G	7-14	3-7	0-0	7	0	17	4	1	0	2	26
GRAY, Josh G	7-11	2-2	2-3	6	1	18	3	4	0	1	32
PATTERSON, Jalyn	2-6	1-4	0-0	5	1	5	0	1	0	0	14
BRIDGEWATER, B.	1-2	0-0	0-0	0	0	2	1	1	0	0	6
EPPS, Aaron	1-4	0-1	0-0	4	2	2	1	2	3	1	18
ODO, John	0-0	0-0	0-0	0	0	0	0	0	0	0	1
QUARTERMAN, Tim	1-3	1-2	4-4	0	1	7	2	1	0	1	18
Team				3							
<b>TOTALS</b>	<b>36-69</b>	<b>8-23</b>	<b>13-14</b>	<b>47</b>	<b>8</b>	<b>93</b>	<b>19</b>	<b>18</b>	<b>3</b>	<b>7</b>	<b>200</b>
FG% 1st half:	17-35	48.6%	2nd half:	19-34	55.9%	Game:	52.2%	Deadball			
3FG% 1st half:	5-16	31.3%	2nd half:	3-7	42.9%	Game:	34.8%	Rebounds			
FT% 1st half:	3-3	100.0%	2nd half:	10-11	90.9%	Game:	92.9%	0			

Gardner-Webb 43 39 -- 82  
 LSU 42 51 -- 93  
 Officials: Doug Shows, Rusty Phillips, Jeff Smith  
 Attendance: 6,745  
 ---

## Game 2 -- LSU 69, Texas Tech 64 (OT)

11/18/14 -- at Baton Rouge (Maravich Center)

Texas Tech	FG-A	3FG-A	FT-A	REB	PF	PTS	A	TO	BLK	STL	MIN
SMITH, Zach F	5-9	0-2	3-5	7	5	13	2	1	1	1	28
ODIASE, Norene F	5-7	0-0	3-5	7	3	13	1	3	2	0	29
ONWUASOR, R. G	1-8	0-1	2-2	6	5	4	1	4	0	1	27
GRAY, Justin G	1-7	0-2	5-6	2	1	7	1	2	1	2	29
TURNER, Robert G	4-12	1-4	1-2	8	1	10	2	3	0	0	32
WILLIAMS, D.	1-3	0-0	2-2	4	1	4	0	1	0	0	18
MANDERSON, Isaiah	1-4	0-0	3-4	4	1	5	0	1	0	0	16
EVANS, Keenan	1-2	1-1	0-0	3	1	3	0	0	0	0	12
GOTCHER, Toddrick	2-6	1-2	0-2	3	2	5	1	1	0	0	17
FOSTER, Alex	0-1	0-0	0-0	0	1	0	0	1	0	0	9
LAMMERT, Clark	0-0	0-0	0-0	0	0	0	0	1	0	0	8
Team				22-5							
<b>TOTALS</b>	<b>21-59</b>	<b>3-12</b>	<b>19-28</b>	<b>46</b>	<b>21</b>	<b>64</b>	<b>9</b>	<b>17</b>	<b>6</b>	<b>4</b>	<b>225</b>
FG% 1st half:	14-29	48.3%	2nd half:	6-25	24.0%	Game:	35.6%	Deadball			
3FG% 1st half:	3-7	42.9%	2nd half:	0-5	0.0%	Game:	25.0%	Rebounds			
FT% 1st half:	5-8	62.5%	2nd half:	11-16	68.8%	Game:	67.9%	3			

LSU	FG-A	3FG-A	FT-A	REB	PF	PTS	A	TO	BLK	STL	MIN
MARTIN, Jarell F	7-18	0-1	3-4	12	3	17	3	1	0	2	41
MICKEY, Jordan F	9-17	0-2	0-0	14	2	18	1	4	3	2	43
ROBINSON III E. C	1-1	0-0	0-0	1	2	2	0	0	0	0	8
HORNBSBY, Keith G	4-11	2-6	2-4	5	4	12	1	1	0	0	38
GRAY, Josh G	3-10	0-2	8-11	4	3	14	4	3	0	1	41
PATTERSON, Jalyn	0-4	0-2	0-0	2	1	0	1	0	0	2	11
BRIDGEWATER, B.	0-1	0-0	0-0	1	1	0	0	1	0	0	4
EPPS, Aaron	0-4	0-3	0-0	1	1	0	0	0	1	0	9
QUARTERMAN, Tim	2-5	0-3	2-4	6	4	6	4	3	2	1	30
Team				1							
<b>TOTALS</b>	<b>26-71</b>	<b>2-19</b>	<b>15-23</b>	<b>47</b>	<b>21</b>	<b>69</b>	<b>14</b>	<b>13</b>	<b>6</b>	<b>8</b>	<b>200</b>
FG% 1st half:	10-35	28.6%	2nd half:	14-31	45.2%	Game:	36.6%	Deadball			
3FG% 1st half:	0-9	0.0%	2nd half:	2-9	22.2%	Game:	10.5%	Rebounds			
FT% 1st half:	4-5	80.0%	2nd half:	5-6	83.3%	Game:	65.2%	4			

Texas Tech 36 23 5 -- 64  
 LSU 24 35 10 -- 69  
 Officials: Pat Adams, Mark Whitehead, Rick Hartzell  
 Attendance: 6,745  
 ---

## Game 3 -- Old Dominion 70, LSU 61

11/21/14 -- at St. Thomas, U.S. Virgin Islands (UVI Sports & Fitness Center)

LSU	FG-A	3FG-A	FT-A	REB	PF	PTS	A	TO	BLK	STL	MIN
MARTIN, Jarell F	4-10	0-3	9-12	11	3	17	1	2	0	1	34
MICKEY, Jordan F	2-5	0-0	1-2	6	4	5	2	3	4	0	32
ROBINSON III E. C	1-2	0-0	0-0	1	2	2	1	2	0	0	5
HORNBSBY, Keith G	4-10	3-6	4-5	5	5	15	0	2	0	1	39
GRAY, Josh G	3-8	0-1	2-4	1	3	8	4	4	0	3	32
PATTERSON, Jalyn	0-0	0-0	0-0	2	0	0	0	2	0	0	8
BRIDGEWATER, B.	2-5	0-0	0-2	3	2	4	1	0	0	0	5
MALONE, Darcy	1-1	0-0	0-0	0	0	2	0	0	0	0	5
EDDLSTONE, B.	0-1	0-0	0-0	0	0	0	0	0	0	0	4
QUARTERMAN, Tim	3-9	2-6	0-0	6	3	8	2	1	0	0	36
Team				5							
<b>TOTALS</b>	<b>20-51</b>	<b>5-16</b>	<b>16-25</b>	<b>40</b>	<b>22</b>	<b>61</b>	<b>11</b>	<b>16</b>	<b>4</b>	<b>5</b>	<b>200</b>
FG% 1st half:	12-27	44.4%	2nd half:	8-24	33.3%	Game:	39.2%	Deadball			
3FG% 1st half:	2-7	28.6%	2nd half:	3-9	33.3%	Game:	31.3%	Rebounds			
FT% 1st half:	4-7	57.1%	2nd half:	12-18	66.7%	Game:	64.0%	5, 1			

OLD DOMINION	FG-A	3FG-A	FT-A	REB	PF	PTS	A	TO	BLK	STL	MIN
ROSS, Richard F	5-9	0-0	0-3	4	2	10	3	2	0	1	34
ARLEDGE, Jonathan F	3-9	0-2	1-5	12	4	7	1	2	0	1	19
BAKER, Jordan G	0-1	0-0	0-0	1	0	0	0	1	0	0	11
BACOTE, Aaron G	1-4	1-3	0-0	5	3	3	1	1	0	0	25
FREEMAN, Trey G	9-18	2-2	5-7	2	0	25	3	1	1	2	36
PALMORE, Keenan	4-7	0-0	1-2	3	3	9	2	0	0	2	20
TAYLOR, Denzell	0-3	0-0	0-0	4	3	0	0	0	0	0	13
MOSLEY, Ambrose	2-6	2-5	2-4	0	2	8	0	1	0	1	28
BIBERAJ, Nik	2-4	2-2	2-2	4	4	8	1	0	1	0	14
Team				3							
<b>TOTALS</b>	<b>26-61</b>	<b>7-14</b>	<b>11-23</b>	<b>38</b>	<b>21</b>	<b>70</b>	<b>11</b>	<b>9</b>	<b>2</b>	<b>7</b>	<b>200</b>
FG% 1st half:	12-32	37.5%	2nd half:	14-29	48.3%	Game:	42.6%	Deadball			
3FG% 1st half:	4-8	50.0%	2nd half:	3-6	50.0%	Game:	50.0%	Rebounds			
FT% 1st half:	5-10	50.0%	2nd half:	6-13	46.2%	Game:	47.8%	3			

LSU 30 31 -- 61  
 Old Dominion 33 37 -- 70  
 Officials: William Covington, Tony Henderson, Gary Pucino  
 Attendance: 1,910  
 ---

## Game 4 -- LSU 72, Weber State 58

11/22/14 -- at St. Thomas, U.S. Virgin Islands (UVI Sports & Fitness Center)

LSU	FG-A	3FG-A	FT-A	REB	PF	PTS	A	TO	BLK	STL	MIN
MARTIN, Jarell F	5-12	0-2	1-1	4	4	11	2	1	0	1	32
MICKEY, Jordan F	13-24	1-1	0-1	14	3	27	2	4	2	2	38
ROBINSON III E. C	0-1	0-0	0-0	0	0	0	0	1	0	0	4
HORNBSBY, Keith G	7-13	2-5	2-2	4	2	18	4	2	0	3	38
GRAY, Josh G	2-6	0-0	0-0	2	1	4	4	3	0	1	33
PATTERSON, Jalyn	0-0	0-0	0-0	0	3	0	2	0	0	1	10
BRIDGEWATER, B.	2-4	0-0	0-0	0	1	4	0	0	0	0	7
EPPS, Aaron	0-0	0-0	0-0	0	0	0	0	0	0	0	3
MALONE, Darcy	0-0	0-0	0-0	1	0	0	0	1	0	0	2
ODO, John	0-0	0-0	0-0	0	0	0	0	0	0	0	2
QUARTERMAN, Tim	3-5	0-0	2-2	4	0	8	2	1	0	0	31
Team				5							
<b>TOTALS</b>	<b>32-65</b>	<b>3-8</b>	<b>5-6</b>	<b>34</b>	<b>14</b>	<b>72</b>	<b>16</b>	<b>13</b>	<b>2</b>	<b>8</b> </	

### Game 5 -- Clemson 64, LSU 61

11/24/14 -- at St. Thomas, U.S. Virgin Islands (UVI Sports & Fitness Center)

CLEMSON	FG-A	3FG-A	FT-A	REB	PF	PTS	A	TO	BLK	STL	MIN
BLOSSOMGAME, F	4-16	0-4	2-6	10	2	10	1	1	0	0	28
GRANTHAM, Donte F	5-9	3-5	0-0	4	3	13	3	2	0	2	30
NNOKO, Landry C	3-5	0-0	2-2	9	3	8	0	4	2	0	27
HALL, Rod G	4-8	1-3	5-5	1	2	14	2	2	0	0	35
HARRISON, D. G	7-12	1-2	1-2	3	2	16	1	3	0	0	36
AJUKWA, Austin	1-3	1-2	0-0	0	1	3	2	0	0	1	17
ROPER, Jordan	0-2	0-1	0-0	0	0	0	0	1	0	0	9
SMITH, Josh	0-2	0-0	0-0	3	1	0	0	2	0	0	18
Team				5							
<b>TOTALS</b>	<b>24-57</b>	<b>6-17</b>	<b>10-15</b>	<b>35</b>	<b>14</b>	<b>64</b>	<b>9</b>	<b>15</b>	<b>2</b>	<b>3</b>	<b>200</b>

FG% 1st half:	13-32	41.9%	2nd half:	11-26	42.5%	Game:	42.1%	Deadball
3FG% 1st half:	3-8	37.5%	2nd half:	3-9	33.3%	Game:	35.3%	Rebounds
FT% 1st half:	1-3	33.3%	2nd half:	9-12	75.0%	Game:	66.7%	4

LSU	FG-A	3FG-A	FT-A	REB	PF	PTS	A	TO	BLK	STL	MIN
MARTIN, Jarell F	3-10	0-1	1-2	8	4	7	1	1	0	1	22
MICKEY, Jordan F	7-15	0-1	4-6	10	3	18	3	4	0	2	39
ODO, John F	3-4	0-0	1-2	4	2	7	0	1	1	0	24
HORNBSBY, Keith G	2-12	0-5	2-2	3	1	6	1	2	0	2	35
GRAY, Josh G	3-10	0-2	1-2	4	0	7	5	1	0	2	29
PATTERSON, Jalyn	0-2	0-1	0-0	1	0	0	0	0	1	0	16
BRIDGEWATER, B.	0-0	0-0	0-0	0	0	0	0	1	0	0	2
QUARTERMAN, Tim	5-8	1-3	5-6	7	3	16	3	3	0	0	33
Team				1							
<b>TOTALS</b>	<b>23-61</b>	<b>1-13</b>	<b>14-20</b>	<b>38</b>	<b>13</b>	<b>61</b>	<b>13</b>	<b>13</b>	<b>2</b>	<b>7</b>	<b>200</b>

FG% 1st half:	13-30	43.3%	2nd half:	10-31	32.3%	Game:	37.7%	Deadball
3FG% 1st half:	1-9	11.1%	2nd half:	0-4	0.0%	Game:	7.7%	Rebounds
FT% 1st half:	4-6	66.7%	2nd half:	10-14	71.4%	Game:	70.0%	4, 1

Clemson 30 34 -- 64  
 LSU 31 30 -- 61  
 Officials: Alan Spainhour, Tony Henderson, Matt Potter  
 Attendance: 1,342  
 ---

### Game 6 -- LSU 83, McNeese 72

11/29/14 -- at Baton Rouge, La. (Maravich Center)

MCNEESE	FG-A	3FG-A	FT-A	REB	PF	PTS	A	TO	BLK	STL	MIN
GUIDRY, Desharick F	8-15	1-5	0-2	14	4	17	3	3	0	2	33
LEWIS, Austin F	3-4	0-0	0-0	4	3	6	0	2	1	0	16
BURR, Jamaya G	5-11	0-0	3-5	0	3	13	5	3	0	3	33
GARRETT, Keelan G	3-8	3-6	0-0	1	0	9	3	2	0	0	28
HARDY, Kevin G	4-12	1-2	3-6	5	1	12	2	0	5	38	
JOHNSON, Shaun	1-4	1-4	0-0	0	0	3	0	0	0	0	11
MATHIEU, Marcus	0-1	0-0	0-0	3	0	0	1	3	0	0	7
WELLS, Jordan	1-2	0-0	0-0	1	4	2	0	0	0	0	6
MOSS, Matthew	1-3	1-3	0-0	0	2	3	0	1	0	1	14
POTIER, Lance	0-0	0-0	0-0	0	0	0	0	0	0	0	1
UGOCHUKWU, S.	3-4	0-1	1-2	7	0	7	0	1	0	0	12
MILOVANOVIC, A.	0-0	0-0	0-0	0	0	0	0	0	0	0	1
Team				0							
<b>TOTALS</b>	<b>29-64</b>	<b>7-21</b>	<b>7-15</b>	<b>35</b>	<b>17</b>	<b>72</b>	<b>14</b>	<b>15</b>	<b>1</b>	<b>11</b>	<b>200</b>

FG% 1st half:	15-31	48.4%	2nd half:	14-33	42.4%	Game:	45.3%	Deadball
3FG% 1st half:	3-8	37.5%	2nd half:	4-13	30.8%	Game:	33.3%	Rebounds
FT% 1st half:	6-11	54.5%	2nd half:	1-4	25.0%	Game:	46.7%	3

LSU	FG-A	3FG-A	FT-A	REB	PF	PTS	A	TO	BLK	STL	MIN
MARTIN, Jarell F	9-15	0-1	8-10	10	1	26	1	4	1	3	40
ODO, John F	1-1	0-0	0-0	2	2	2	2	0	0	0	13
HORNBSBY, Keith G	3-10	0-2	0-1	7	2	6	3	2	0	1	33
GRAY, Josh G	5-11	2-5	1-2	2	2	13	7	2	0	0	34
QUARTERMAN, T. G	6-12	1-4	1-2	7	1	14	6	2	1	2	38
ROBINSON, Elbert	0-0	0-0	0-0	1	2	0	0	1	0	0	4
PATTERSON, Jalyn	2-4	2-3	0-0	0	0	6	0	2	1	0	14
BRIDGEWATER, B.	7-8	0-0	2-3	5	2	16	1	0	0	3	22
Malone, Darcy	0-0	0-0	0-0	0	0	0	0	0	0	0	2
Team				4							
<b>TOTALS</b>	<b>33-61</b>	<b>5-15</b>	<b>12-18</b>	<b>38</b>	<b>12</b>	<b>83</b>	<b>20</b>	<b>13</b>	<b>3</b>	<b>9</b>	<b>200</b>

FG% 1st half:	14-32	43.3%	2nd half:	19-29	65.5%	Game:	54.1%	Deadball
3FG% 1st half:	4-12	33.3%	2nd half:	1-3	33.3%	Game:	33.3%	Rebounds
FT% 1st half:	7-10	70.0%	2nd half:	5-8	62.5%	Game:	66.7%	1

McNeese 39 33 -- 72  
 LSU 39 44 -- 83  
 Officials: Lee Cassell, Jacyn Goble, Doug Sirmons  
 Attendance: 7,034  
 ---

### Game 7 -- LSU 82, Massachusetts 60

12/2/14 -- at Baton Rouge, La. (Maravich Center)

Massachusetts	FG-A	3FG-A	FT-A	REB	PF	PTS	A	TO	BLK	STL	MIN
ESHO, Maxie F	5-11	1-1	3-4	7	4	14	1	2	0	1	30
BERGE, Seth F	0-0	0-0	0-0	0	3	0	0	2	2	1	14
LALANNE, Cady C	6-15	0-2	4-7	12	1	16	0	1	1	0	30
GORDON, Derrick G	5-9	0-1	0-0	3	1	10	1	3	0	4	29
DAVIS, Trey G	5-15	1-4	0-0	3	2	11	1	3	0	2	27
CLARK, Donte	0-4	0-2	5-6	0	2	5	0	2	0	1	17
HINDS, Jabarie	1-3	0-1	0-0	1	2	2	0	4	0	1	13
BERGANTINO, Tyler	1-1	0-0	0-2	0	0	2	0	0	0	0	10
COLEMAN, Zach	0-2	0-1	0-0	1	1	0	0	1	0	0	6
DYSON, Demetrius	0-1	0-1	0-0	2	0	0	1	0	0	0	5
ANDERSON, C. J.	0-0	0-0	0-0	0	1	0	2	0	0	2	19
Team				3							
<b>TOTALS</b>	<b>23-61</b>	<b>2-13</b>	<b>12-19</b>	<b>32</b>	<b>17</b>	<b>60</b>	<b>6</b>	<b>18</b>	<b>3</b>	<b>12</b>	<b>200</b>

FG% 1st half:	13-29	44.8%	2nd half:	10-32	31.3%	Game:	37.7%	Deadball
3FG% 1st half:	2-7	28.6%	2nd half:	0-6	0.0%	Game:	15.4%	Rebounds
FT% 1st half:	4-5	80.0%	2nd half:	8-14	57.1%	Game:	63.2%	4

LSU	FG-A	3FG-A	FT-A	REB	PF	PTS	A	TO	BLK	STL	MIN
MARTIN, Jarell F	5-8	0-2	2-2	5	3	12	1	1	1	3	34
MICKEY, Jordan F	7-12	0-0	2-3	10	3	16	2	5	5	1	31
ODO, John F	2-4	0-0	1-2	2	5	5	0	0	3	0	22
HORNBSBY, Keith G	4-11	0-3	1-1	6	1	9	4	3	1	1	33
GRAY, Josh G	11-15	3-4	0-1	4	1	25	5	7	0	3	35
ROBINSON III, Elbert	0-0	0-0	0-0	1	1	0	0	0	0	0	2
SHORTLESS, Henry	0-0	0-0	0-0	0	0	0	0	0	0	0	1
PATTERSON, Jalyn	0-1	0-0	0-0	0	0	0	0	0	0	0	7
BRIDGEWATER, B.	0-0	0-0	0-0	0	0	0	0	0	0	0	2
MALONE, Darcy	0-0	0-0	0-0	1	0	0	0	0	0	0	2
QUARTERMAN, T.	6-14	2-4	1-2	6	2	15	3	3	0	3	31
Team				6							
<b>TOTALS</b>	<b>35-65</b>	<b>5-13</b>	<b>7-11</b>	<b>41</b>	<b>16</b>	<b>82</b>	<b>15</b>	<b>19</b>	<b>10</b>	<b>11</b>	<b>200</b>

FG% 1st half:	19-36	52.8%	2nd half:	16-29	55.5%	Game:	53.8%	Deadball
3FG% 1st half:	3-8	37.5%	2nd half:	2-5	33.3%	Game:	38.5%	Rebounds
FT% 1st half:	3-4	75.0%	2nd half:	4-7	57.1%	Game:	63.6%	2

UMass 32 28 -- 60  
 LSU 44 38 -- 82  
 Officials: Mike Nance, Anthony Jordan, Lamar Simpson  
 Attendance: 6,962  
 ---

### Game 8 -- LSU 74, #16 West Virginia 73

12/4/14 -- at Morgantown, W.Va. (WVU Coliseum)

LSU	FG-A	3FG-A	FT-A	REB	PF	PTS	A	TO	BLK	STL	MIN
MARTIN, Jarell F	5-13	0-2	8-11	14	5	18	3	7	1	1	39
MICKEY, Jordan F	2-4	0-1	0-0	6	3	4	0	2	1	1	22
ODO, John F	1-2	0-0	2-2	1	1	4	0	0	1	0	17
HORNBSBY, Keith G	5-10	3-3	2-2	5	0	15	2	2	0	1	37
GRAY, Josh G	3-7	1-1	0-0	4	2	7	7	8	0	3	32
ROBINSON III, Elbert	0-0	0-0	0-0	0	1	0	0	1	1	1	4
PATTERSON, Jalyn	2-6	1-4	0-0	3	2	5	3	0	0	0	18
BRIDGEWATER, B.	0-0	0-0	0-0	0	2	0	0	1	0	0	1
QUARTERMAN, Tim	8-14	3-4	2-3	7	4	21	0	3	2	2	30
Team				4							
<b>TOTALS</b>	<b>26-56</b>	<b>8-15</b>	<b>14-18</b>	<b>44</b>	<b>20</b>	<b>74</b>	<b>15</b>	<b>24</b>	<b>6</b>	<b>9</b>	<b>200</b>

### Game 9 -- LSU 76, Sam Houston State 67

12/13/14 -- at Baton Rouge, La. (Maravich Center)

SAM HOUSTON	FG-A	3FG-A	FT-A	REB	PF	PTS	A	TO	BLK	STL	MIN
HOLYFIELD, M. C	5-10	0-0	0-0	14	1	10	0	2	4	0	24
PETERS, Jabari G	5-12	4-7	1-2	3	3	15	1	5	0	1	29
GATLIN, DeMarcus G	2-8	0-1	0-0	3	5	4	0	0	0	1	18
RANSOM, Kaheem G	3-13	1-7	3-4	2	2	10	4	0	0	1	27
BAXTER, Paul	4-10	2-3	1-3	1	3	11	0	3	0	1	30
MCKINNEY, M.	1-1	0-0	1-2	3	1	3	0	0	0	0	8
HENDERSON, D.	1-5	1-2	2-2	6	1	5	0	0	0	0	27
WILLIAMS, Jamal	1-4	0-1	0-0	1	0	2	2	0	0	0	9
BURWELL, Marcus	0-1	0-0	0-0	3	4	0	0	0	0	0	11
Majauskas, Aurimas	3-9	0-2	1-2	9	2	7	1	0	0	0	17
Team				5							
<b>TOTALS</b>	<b>25-73</b>	<b>8-23</b>	<b>9-15</b>	<b>50</b>	<b>22</b>	<b>67</b>	<b>8</b>	<b>10</b>	<b>4</b>	<b>4</b>	<b>200</b>

FG% 1st half:	12-36	33.3%	2nd half:	13-37	35.1%	Game:	34.2%	Deadball
3FG% 1st half:	3-9	33.3%	2nd half:	5-14	35.7%	Game:	34.8%	Rebounds
FT% 1st half:	4-7	57.1%	2nd half:	5-8	62.5%	Game:	60.0%	3

LSU	FG-A	3FG-A	FT-A	REB	PF	PTS	A	TO	BLK	STL	MIN
MARTIN, Jarell F	3-9	2-2	6-10	9	1	14	3	1	3	0	37
MICKEY, Jordan F	9-21	0-1	3-5	15	0	21	1	2	4	1	38
ODO, John F	1-2	0-0	0-0	2	0	2	0	1	0	0	9
HORNSBY, Keith G	6-12	3-6	1-2	3	1	16	2	0	1	1	36
GRAY, Josh G	2-5	0-1	0-0	0	1	4	3	1	0	0	16
PATTERSON, Jalyn	1-2	0-0	2-2	5	1	4	3	1	0	1	24
BRIDGEWATER, B.	2-4	0-0	0-0	1	5	4	0	0	1	0	8
QUARTERMAN, T.	2-6	0-3	7-7	5	1	11	4	1	0	1	32
Team				2							
<b>TOTALS</b>	<b>26-61</b>	<b>5-13</b>	<b>19-26</b>	<b>42</b>	<b>10</b>	<b>76</b>	<b>16</b>	<b>7</b>	<b>9</b>	<b>4</b>	<b>200</b>

FG% 1st half:	13-32	40.6%	2nd half:	13-29	44.8%	Game:	42.6%	Deadball
3FG% 1st half:	1-7	14.3%	2nd half:	4-6	66.7%	Game:	38.5%	Rebounds
FT% 1st half:	7-9	77.8%	2nd half:	12-17	70.6%	Game:	73.1%	1

Sam Houston	31	36	--	67
LSU	34	42	--	76

Officials: James Barker, Lamar Simpson, Valadimir Voyard-Tadal  
Attendance: 7,295  
---

### Game 10 -- LSU 79, UAB 70

12/18/14 -- at Birmingham, Ala. (Bartow Coliseum)

LSU	FG-A	3FG-A	FT-A	REB	PF	PTS	A	TO	BLK	STL	MIN
MARTIN, Jarell F	10-15	2-2	3-3	6	3	25	0	2	0	1	31
MICKEY, Jordan F	4-12	0-0	5-7	8	4	13	1	2	7	0	37
ODO, John F	0-0	0-0	0-0	1	0	0	0	0	0	0	5
HORNSBY, Keith G	8-15	2-4	6-6	5	1	24	2	2	0	1	39
QUARTERMAN, T. G	2-8	0-2	2-2	5	1	6	8	2	0	0	36
PATTERSON, Jalyn	4-8	3-6	0-0	2	0	11	3	0	0	3	33
BRIDGEWATER, B.	0-2	0-0	0-0	2	0	0	1	1	0	2	11
EPPS, Aaron	0-1	0-0	0-0	2	0	0	0	1	0	2	8
Team				3							
<b>TOTALS</b>	<b>28-61</b>	<b>7-14</b>	<b>16-18</b>	<b>34</b>	<b>9</b>	<b>79</b>	<b>15</b>	<b>10</b>	<b>7</b>	<b>9</b>	<b>200</b>

FG% 1st half:	11-31	35.5%	2nd half:	17-30	56.7%	Game:	45.9%	Deadball
3FG% 1st half:	3-7	42.9%	2nd half:	4-7	57.1%	Game:	50.0%	Rebounds
FT% 1st half:	8-9	88.9%	2nd half:	8-9	88.9%	Game:	88.9%	1

UAB	FG-A	3FG-A	FT-A	REB	PF	PTS	A	TO	BLK	STL	MIN
MEHINTI, Tosin F	3-5	0-0	0-0	5	4	6	0	3	2	0	19
LEE, William F	6-10	0-0	1-2	5	4	13	2	1	3	1	28
NORTON, Nick, G	1-3	1-3	2-2	1	1	5	3	3	0	0	27
BROWN, Robert G	8-17	4-11	0-0	4	2	20	5	2	0	2	37
MADISON, Tyler G	1-6	1-4	0-0	4	1	3	2	0	0	0	21
BAXTER, Haakeem	0-3	0-0	0-0	1	0	0	1	2	0	1	12
WATTS, Denzell	2-5	1-3	0-0	1	1	5	3	1	0	0	21
COCKLEY, Chris	1-5	0-0	0-0	5	0	2	1	0	0	0	14
WASHINGTON, CJ	6-10	2-3	0-0	4	1	14	0	1	0	0	16
SULLIVAN, Lewis	1-1	0-0	0-0	2	0	2	0	1	0	0	5
Team				4							
<b>TOTALS</b>	<b>29-65</b>	<b>9-24</b>	<b>3-4</b>	<b>36</b>	<b>14</b>	<b>70</b>	<b>17</b>	<b>14</b>	<b>5</b>	<b>4</b>	<b>200</b>

FG% 1st half:	17-33	51.5%	2nd half:	12-32	34.4%	Game:	44.6%	Deadball
3FG% 1st half:	5-10	50.0%	2nd half:	4-14	25.0%	Game:	37.5%	Rebounds
FT% 1st half:	0-0	0.0%	2nd half:	3-4	53.8%	Game:	75.0%	1

LSU	33	46	--	79
UAB	39	31	--	70

Technicals: LSU-TEAM  
Officials: Tom Eades, Tim Gattis, Don Daily  
Attendance: 6,054  
---

### Game 11 -- LSU 71, College of Charleston 47

12/22/14 -- at Baton Rouge, La. (Maravich Center)

CHARLESTON	FG-A	3FG-A	FT-A	REB	PF	PTS	A	TO	BLK	STL	MIN
GILMORE, Donovan F	4-10	0-0	2-2	8	2	10	0	1	0	3	24
BARU, Adjeji F	3-10	0-0	0-0	6	3	6	0	4	0	1	19
CHEALEY, Joe G	1-10	0-2	0-0	2	3	2	1	2	0	1	30
STITT, Anthony G	5-10	1-3	2-2	2	3	13	3	2	0	2	29
BARRY, Canyon G	4-13	2-5	1-3	6	2	11	3	2	0	4	35
PIERRE, JR. Glen	0-2	0-0	3-4	3	2	3	0	2	1	0	21
BRANIN, Pat	0-0	0-0	0-0	0	0	0	0	1	0	0	3
BAILEY, Evan	1-2	0-1	0-0	2	4	2	1	0	0	0	10
JOHNSON, Cameron	0-5	0-0	0-0	2	1	0	1	2	0	2	22
O'DONOHUE, T.	0-2	0-0	0-0	0	1	0	0	0	0	0	5
BRANIN II, Tim	0-0	0-0	0-1	0	0	0	0	1	0	1	1
BOWNE, Harrison	0-0	0-0	0-0	0	0	0	0	0	0	0	1
Team				3							
<b>TOTALS</b>	<b>18-64</b>	<b>3-11</b>	<b>8-12</b>	<b>34</b>	<b>21</b>	<b>47</b>	<b>9</b>	<b>17</b>	<b>1</b>	<b>14</b>	<b>200</b>

FG% 1st half:	7-31	22.6%	2nd half:	11-33	33.3%	Game:	28.1%	Deadball
3FG% 1st half:	1-6	16.7%	2nd half:	2-5	40.0%	Game:	27.3%	Rebounds
FT% 1st half:	0-0	0.0%	2nd half:	8-12	66.7%	Game:	66.7%	1

LSU	FG-A	3FG-A	FT-A	REB	PF	PTS	A	TO	BLK	STL	MIN
MICKEY, Jordan F	4-8	0-0	7-9	10	3	15	0	2	6	0	27
ODO, John F	0-0	0-0	0-0	1	0	0	0	1	0	0	2
EPPS, Aaron F	0-0	0-0	0-0	1	2	0	1	1	0	0	8
HORNSBY, Keith G	3-7	1-3	4-6	4	0	11	3	2	1	1	32
QUARTERMAN, T. G	3-9	1-3	1-2	6	1	8	1	6	0	1	34
MARTIN, Jarell F	5-10	1-2	7-8	9	3	18	3	2	2	0	26
ROBINSON III, Elbert	1-1	0-0	0-2	5	1	2	3	1	2	2	14
SHORTESS, Henry	1-1	1-1	0-0	0	0	3	0	0	0	0	4
ROBINSON, Antonio	0-0	0-0	0-0	1	0	0	0	1	0	0	4
PATTERSON, Jalyn	2-5	1-3	0-0	0	1	5	4	3	0	3	27
BRIDGEWATER, B.	1-2	0-0	2-2	2	2	4	0	1	0	0	8
MALONE, Darcy	1-1	0-0	0-0	1	2	2	1	1	0	0	6
SPEIGHT, Carlton	0-1	0-0	0-0	0	0	0	1	0	0	0	4
EDDLESTONE, B.	1-1	1-1	0-0	1	1	3	0	0	0	1	4
Team				2							
<b>TOTALS</b>	<b>22-46</b>	<b>6-13</b>	<b>21-29</b>	<b>43</b>	<b>16</b>	<b>71</b>	<b>17</b>	<b>21</b>	<b>11</b>	<b>8</b>	<b>200</b>

FG% 1st half:	11-23	47.8%	2nd half:	11-23	47.8%	Game:	47.8%	Deadball
3FG% 1st half:	2-5	40.0%	2nd half:	4-8	50.0%	Game:	46.2%	Rebounds
FT% 1st half:	11-15	73.3%	2nd half:	10-14	71.4%	Game:	72.4%	4

Charleston	15	32	--	47
LSU	35	36	--	71

Officials: Antinio Petty, Sean casey, Jeffrey Clark  
Attendance: 7,808  
---

### Game 12 -- LSU 87, Southern Miss 77

12/29/14 -- at Baton Rouge, La. (Maravich Center)

SOUTHERN MISS	FG-A	3FG-A	FT-A	REB	PF	PTS	A	TO	BLK	STL	MIN
EASON, Jeremiah F	0-3	0-0	3-8	6	2	3	0	0	0	0	24
BINGAYA, Matt G	5-10	0-2	3-5	4	3	13	2	3	0	1	30
HAYES, Dayton G	4-8	2-2	1-1	2	1	11	0	2	2	0	15
SUAREZ, Rasham G	0-7	0-5	0-0	3	2	0	4	3	0	1	28
ARMELIN, Chip G	10-16	6-8	22-6	6	0	28	0	4	0	2	32
BLEVINS, Keljin	2-4	1-3	2-2	2	2						

### Game 13 -- LSU 75, Savannah State 59

1/3/15 -- at Baton Rouge, La. (Maravich Center)

SAVANNAH STATE	FG-A	3FG-A	FT-A	REB	PF	PTS	A	TO	BLK	STL	MIN
MUHAMMAD, S. F	5-7	0-0	0-2	5	2	10	0	3	0	2	27
NORMAN, Jamal G	3-8	0-2	0-0	0	2	6	3	1	0	2	25
PINKETT, Khalel G	1-5	0-0	2-2	2	0	4	1	4	0	3	30
BRYANT, Demarcus G	2-6	1-4	0-0	3	2	5	0	3	1	1	24
HALL, Terel G	7-13	0-0	1-2	3	1	15	3	3	0	2	34
FENNER, Alante	5-9	1-1	4-8	4	1	15	2	0	0	1	27
CARTER, Whitley	0-0	0-0	0-0	0	0	0	0	1	0	0	4
FRANCIS, Treyvon	1-4	0-0	0-0	1	0	2	0	1	0	0	15
PEARSON, Brian	1-2	0-0	0-0	2	2	2	0	2	0	1	14
Team				3							
<b>TOTALS</b>	<b>25-54</b>	<b>2-7</b>	<b>7-14</b>	<b>23</b>	<b>10</b>	<b>59</b>	<b>9</b>	<b>18</b>	<b>1</b>	<b>12</b>	<b>200</b>

FG% 1st half:	9-24	37.5%	2nd half:	16-30	53.3%	Game:	46.3%	Deadball
3FG% 1st half:	1-4	25.0%	2nd half:	1-3	33.3%	Game:	28.6%	Rebounds
FT% 1st half:	6-8	75.0%	2nd half:	1-6	16.7%	Game:	50.0%	2, 1

LSU	FG-A	3FG-A	FT-A	REB	PF	PTS	A	TO	BLK	STL	MIN
MARTIN, Jarell F	10-15	1-1	5-5	8	1	26	3	4	0	2	35
MICKEY, Jordan F	11-13	0-0	2-3	14	1	24	3	4	6	2	32
EPPS, Aaron F	1-3	0-0	0-0	2	0	2	1	0	1	0	9
HORNSBY, Keith G	0-4	0-1	0-0	2	3	0	1	0	1	1	18
GRAY, Josh G	1-4	0-0	0-0	3	3	2	8	5	0	1	29
PATTERSON, Jalyn	1-3	0-2	0-0	2	1	2	4	0	0	2	25
BRIDGEWATER, B.	3-6	0-0	0-0	3	1	6	1	1	0	1	14
ODO, John	0-0	0-0	0-0	2	1	0	0	1	0	0	4
QUARTERMAN, Tim	6-12	1-5	0-0	2	2	13	4	3	1	3	34
Team				0							
<b>TOTALS</b>	<b>33-60</b>	<b>2-9</b>	<b>7-8</b>	<b>38</b>	<b>13</b>	<b>75</b>	<b>25</b>	<b>18</b>	<b>9</b>	<b>12</b>	<b>200</b>

FG% 1st half:	14-30	46.7%	2nd half:	19-30	63.3%	Game:	55.0%	Deadball
3FG% 1st half:	0-3	0.0%	2nd half:	2-6	33.3%	Game:	22.2%	Rebounds
FT% 1st half:	3-4	75.0%	2nd half:	4-4	100.0%	Game:	87.5%	0

Savannah State	25	34	--	59
LSU	31	44	--	75

Officials: Anthony Jordan, Patrick Evans, Vladimir Voyard-Todal  
Attendance: 7,647

---

### Game 15 -- LSU 87, Georgia 84 (2OT)

1/10/15 -- at Baton Rouge, La. (Maravich Center)

GEORGIA	FG-A	3FG-A	FT-A	REB	PF	PTS	A	TO	BLK	STL	MIN
THORNTON, M. F	6-13	0-0	4-9	16	3	16	1	2	1	2	39
DJURISIC, Nemanja F	6-13	1-3	2-2	3	5	15	2	3	1	2	22
PARKER, Juman G	1-3	0-0	0-0	0	1	2	0	1	0	0	18
MANN, Charles G	2-7	0-1	5-8	9	4	9	2	6	0	0	33
GAINES, Kenny G	5-10	1-4	8-8	3	5	19	2	3	1	1	37
MATEN, Yante	3-7	0-0	5-6	4	1	11	0	0	0	0	28
ECHOLS, Taylor	0-0	0-0	0-0	0	1	0	0	0	0	0	2
FORTE, Cameron	5-8	0-0	0-0	6	0	10	0	0	0	1	24
FRAZIER, J. J.	0-7	0-4	2-2	6	3	2	4	5	0	1	36
Team				3							
<b>TOTALS</b>	<b>28-68</b>	<b>2-12</b>	<b>26-35</b>	<b>50</b>	<b>23</b>	<b>84</b>	<b>11</b>	<b>20</b>	<b>3</b>	<b>7</b>	<b>250</b>

FG% 1st half:	14-26	53.8%	2nd half:	13-30	43.3%	Game:	41.2%	Deadball
3FG% 1st half:	2-5	40.0%	2nd half:	0-4	0.0%	Game:	16.7%	Rebounds
FT% 1st half:	6-6	100%	2nd half:	5-9	55.6%	Game:	74.3%	5

LSU	FG-A	3FG-A	FT-A	REB	PF	PTS	A	TO	BLK	STL	MIN
MARTIN, Jarell F	3-10	1-3	0-0	6	5	7	0	2	1	1	39
MICKEY, Jordan F	6-9	0-1	5-6	8	4	17	2	1	3	2	48
ODO, John F	0-0	0-0	0-0	0	2	0	0	0	0	0	2
HORNSBY, Keith G	2-9	0-5	2-4	6	4	6	2	1	1	2	38
GRAY, Josh G	5-13	1-4	4-5	1	5	15	6	2	0	3	35
PATTERSON, Jalyn	4-8	3-6	4-7	2	0	15	3	0	1	2	27
BRIDGEWATER, B.	0-0	0-0	0-0	0	0	0	0	0	0	0	2
MALONE, Darcy	0-1	0-0	0-0	1	4	0	1	2	1	0	16
QUARTERMAN, Tim	10-16	6-10	1-1	5	1	27	5	5	3	3	43
Team				5							
<b>TOTALS</b>	<b>30-66</b>	<b>11-29</b>	<b>16-23</b>	<b>34</b>	<b>25</b>	<b>87</b>	<b>19</b>	<b>14</b>	<b>10</b>	<b>13</b>	<b>250</b>

FG% 1st half:	15-25	60.0%	2nd half:	10-28	35.7%	Game:	45.5%	Deadball
3FG% 1st half:	6-11	54.5%	2nd half:	3-12	25.0%	Game:	37.9%	Rebounds
FT% 1st half:	6-6	100%	2nd half:	2-5	40.0%	Game:	69.6%	3

Georgia	36	31	13	4	--	84
LSU	42	25	13	7	--	87

Officials: Joe Lindsay, Jeff Smith, Byron Jarrett  
Attendance: 9,217

---

### Game 14 -- Missouri 74, LSU 67 (OT)

1/8/15 -- at Columbia, Missouri (Mizzou Arena)

LSU	FG-A	3FG-A	FT-A	REB	PF	PTS	A	TO	BLK	STL	MIN
MARTIN, Jarell F	3-10	0-1	3-7	7	5	9	2	2	2	2	35
MICKEY, Jordan F	4-13	0-0	1-6	17	3	9	1	6	3	1	35
ODO, John F	0-0	0-0	0-0	2	1	0	0	0	1	0	9
HORNSBY, Keith G	6-15	3-8	2-2	8	2	17	3	1	0	3	43
GRAY, Josh G	1-5	0-2	0-0	1	2	2	3	4	0	2	23
ROBINSON, Elbert	0-0	0-0	0-0	2	0	0	0	1	0	0	6
PATTERSON, Jalyn	5-8	1-5	0-0	0	0	11	1	0	0	1	25
BRIDGEWATER, B.	0-0	0-0	0-0	0	3	0	0	1	0	0	10
EPPS, Aaron	0-0	0-0	0-0	1	0	0	0	1	0	0	1
QUARTERMAN, Tim	5-14	2-6	7-8	6	2	19	2	3	0	2	38
Team				6							
<b>TOTALS</b>	<b>24-66</b>	<b>6-22</b>	<b>13-23</b>	<b>50</b>	<b>18</b>	<b>67</b>	<b>12</b>	<b>19</b>	<b>6</b>	<b>11</b>	<b>225</b>

FG% 1st half:	11-27	40.7%	2nd half:	13-31	41.9%	Game:	36.4%	Deadball
3FG% 1st half:	3-9	33.3%	2nd half:	3-8	37.5%	Game:	27.3%	Rebounds
FT% 1st half:	5-8	62.5%	2nd half:	6-10	60.0%	Game:	56.5%	6

MISSOURI	FG-A	3FG-A	FT-A	REB	PF	PTS	A	TO	BLK	STL	MIN
WILLIAMS III, J. F	8-17	0-1	5-8	10	4	21	0	2	1	0	36
GANT, Jakeenan F	2-3	0-0	0-0	2	1	4	0	1	0	0	14
WRIGHT, Namon G	3-9	3-4	0-0	5	2	9	2	2	0	1	33
SHAMBURGER, K G	2-6	2-6	4-5	5	3	10	4	1	0	1	37
CLARK, Wes G	4-12	3-8	2-2	5	3	13	3	1	0	3	34
ISABELL, Tramaine	1-7	1-2	0-0	4	1	3	6	1	0	2	30
ALLEN, D'Angelo	1-3	0-1	0-0	1	1	3	1	2	0	0	10
ROSBURG, Ryan	0-0	0-0	0-0	0	0	0	0	0	1	0	2
POST, Keanau	6-10	0-0	0-0	7	4	12	0	4	3	0	29
Team				0							
<b>TOTALS</b>	<b>27-67</b>	<b>9-22</b>	<b>11-15</b>	<b>39</b>	<b>19</b>	<b>74</b>	<b>16</b>	<b>14</b>	<b>5</b>	<b>7</b>	<b>225</b>

FG% 1st half:	11-31	35.5%	2nd half:	14-32	46.9%	Game:	40.3%	Deadball
3FG% 1st half:	3-7	42.9%	2nd half:	6-13	46.2%	Game:	40.9%	Rebounds
FT% 1st half:	2-4	50.0%	2nd half:	2-2	100%	Game:	73.3%	1

LSU	30	35	2	--	67
Missouri	27	38	9	--	74

Officials: Doug Shows, Karl Hess, Jamie Luckie  
Attendance: 7,509

---

### Game 16 -- LSU 75, Ole Miss 71

1/14/15 -- at Oxford, Mississippi (Tad Smith Coliseum)

LSU	FG-A	3FG-A	FT-A	REB	PF	PTS	A	TO	BLK	STL	MIN
MARTIN, Jarell F	9-12	0-1	0-0	14	3	18	1	4	0	0	37
MICKEY, Jordan F	4-13	0-1	3-3	11	1	11	1	4	6	2	37
MALONE, Darcy C	0-2	0-0	1-2	3	2	1	0	0	0	0	8
HORNSBY, Keith G	6-13	5-10	6-8	5	1	23	3	1	2	0	37
GRAY, Josh G	5-10	0-2	4-6	3	2	14	10	3	1	2	30
PATTERSON, Jalyn	0-4	0-2	0-0	0	0	0	1	0	0	0	14
BRIDGEWATER, B.	0-0	0-0	0-0	0	0	0	0	0	0	0	1
ODO, John	0-0	0-0	0-0	0	0	0	0	0	0	0	1
QUARTERMAN, Tim	2-6	1-4	3-4	3	2	8	0	3	0	1	35
Team				2							
<b>TOTALS</b>	<b>26-60</b>	<b>6-20</b>	<b>17-23</b>	<b>41</b>	<b>11</b>	<b>75</b>	<b>16</b>	<b>15</b>	<b>9</b>	<b>5</b>	<b>200&lt;/</b>

## Game 17 -- Texas A&M 67, LSU 64

1/17/15 -- at Baton Rouge, La. (Maravich Center)

TEXAS A&M	FG-A	3FG-A	FT-A	REB	PF	PTS	A	TO	BLK	STL	MIN
JONES, Jalen F	6-18	0-3	6-7	9	2	18	0	1	2	3	27
ROBERSON, K. F	3-8	0-0	1-2	8	2	7	1	1	0	0	25
GREEN, Jordan G	2-4	0-0	0-0	4	1	4	0	1	0	0	18
CARUSO, Alex G	3-5	1-1	0-0	4	2	7	1	2	0	0	31
HOUSE, Daniel G	7-15	2-4	2-2	2	0	18	1	4	1	2	34
ROBINSON, Alex	3-6	0-0	0-0	6	1	6	6	2	0	0	24
MILLER, Tavario	2-3	0-0	0-0	3	2	4	0	1	1	0	13
TROCHA-MORELOS,	0-2	0-0	0-0	3	1	0	1	1	0	2	15
ALLEN, Peyton	1-4	1-2	0-0	0	1	3	0	0	0	0	11
SPACE, Antway	0-0	0-0	0-0	0	0	0	0	0	0	0	2
Team				2							
<b>TOTALS</b>	<b>27-65</b>	<b>4-10</b>	<b>9-11</b>	<b>41</b>	<b>12</b>	<b>67</b>	<b>10</b>	<b>13</b>	<b>4</b>	<b>7</b>	<b>200</b>

FG% 1st half:	13-32	40.6%	2nd half:	14-33	42.4%	Game:	41.5%	Deadball
3FG% 1st half:	2-6	33.3%	2nd half:	2-4	50.0%	Game:	40.0%	Rebounds
FT% 1st half:	4-5	80.0%	2nd half:	5-6	83.3%	Game:	81.8%	0

LSU	FG-A	3FG-A	FT-A	REB	PF	PTS	A	TO	BLK	STL	MIN
MARTIN, Jarell F	5-15	1-3	1-3	8	0	12	4	4	0	2	37
MICKEY, Jordan F	7-12	0-0	3-3	8	4	17	1	4	7	0	29
MALONE, Darcy C	1-3	0-1	2-2	3	3	4	0	0	1	1	21
HORNSBY, Keith G	2-8	1-4	0-0	3	1	5	3	2	3	2	32
GRAY, Josh G	4-11	1-3	0-1	7	3	9	5	4	0	1	31
PATTERSON, Jalyn	5-8	3-6	0-0	1	0	13	1	0	0	2	25
QUARTERMAN, Tim	1-7	1-6	1-2	7	3	4	3	2	0	1	25
Team				3							
<b>TOTALS</b>	<b>25-64</b>	<b>7-23</b>	<b>7-11</b>	<b>40</b>	<b>14</b>	<b>64</b>	<b>17</b>	<b>16</b>	<b>11</b>	<b>9</b>	<b>200</b>

FG% 1st half:	15-30	50.0%	2nd half:	10-34	29.4%	Game:	39.1%	Deadball
3FG% 1st half:	6-10	60.0%	2nd half:	1-3	7.7%	Game:	30.4%	Rebounds
FT% 1st half:	4-6	66.7%	2nd half:	3-5	60.0%	Game:	63.6%	2

Texas A&M 32 35 -- 67  
 LSU 40 24 -- 64  
 Officials: Pat Adams, Doug Sirmons, Ted Valentine  
 Attendance: 10,278  
 ---

## Game 18 -- LSU 79, Florida 61

1/20/15 -- at Gainesville, Fl.a (O'Connell Center)

LSU	FG-A	3FG-A	FT-A	REB	PF	PTS	A	TO	BLK	STL	MIN
MARTIN, Jarell F	7-15	1-1	7-8	8	2	22	2	2	0	1	39
MICKEY, Jordan F	4-10	0-0	6-6	14	3	14	3	1	1	0	35
MALONE, Darcy C	1-1	0-0	0-0	0	4	2	0	0	0	0	13
HORNSBY, Keith G	6-12	3-6	0-0	3	2	15	1	4	0	2	34
GRAY, Josh G	2-3	1-1	0-0	0	1	5	1	4	0	0	17
PATTERSON, Jalyn	2-4	2-3	0-0	4	0	6	2	1	0	1	28
BRIDGEWATER, B.	0-0	0-0	0-0	0	0	0	0	1	0	1	2
ODO, John	0-0	0-0	0-0	0	0	0	0	0	0	0	0+
QUARTERMAN, Tim	5-7	1-2	4-4	5	3	15	8	3	0	1	32
Team				1							
<b>TOTALS</b>	<b>27-52</b>	<b>8-13</b>	<b>17-18</b>	<b>35</b>	<b>15</b>	<b>79</b>	<b>17</b>	<b>16</b>	<b>1</b>	<b>6</b>	<b>200</b>

FG% 1st half:	14-28	50.0%	2nd half:	13-24	54.2%	Game:	51.9%	Deadball
3FG% 1st half:	5-8	62.5%	2nd half:	3-5	60.0%	Game:	61.5%	Rebounds
FT% 1st half:	4-4	100.0%	2nd half:	13-14	92.9%	Game:	94.4%	1

FLORIDA	FG-A	3FG-A	FT-A	REB	PF	PTS	A	TO	BLK	STL	MIN
ROBINSON, Devin F	2-5	0-1	2-4	1	1	6	0	1	0	0	15
KURTZ, Jacob F	2-4	0-0	0-0	3	3	4	1	2	0	1	15
HORFORD, Jon C	2-6	0-1	0-0	3	3	4	1	1	0	0	18
HILL, Kasey G	4-9	1-2	0-0	1	3	9	4	2	2	2	33
FRAZIER, Michael G	2-6	2-4	2-2	5	2	8	1	0	0	1	33
CARTER, Eli	2-7	0-3	0-0	1	0	4	0	1	0	0	12
MURPHY, Alex	3-5	0-1	4-4	2	0	10	0	0	1	0	12
FINNEY-SMITH, D.	4-13	0-2	2-4	8	2	10	2	5	0	1	26
CHIOZZA, Chris	0-3	0-2	0-0	1	0	0	3	0	0	2	24
WALKER, Chris	2-2	0-0	2-3	4	3	6	0	1	0	2	12
Team				1							
<b>TOTALS</b>	<b>23-60</b>	<b>3-16</b>	<b>12-17</b>	<b>30</b>	<b>17</b>	<b>61</b>	<b>12</b>	<b>13</b>	<b>3</b>	<b>9</b>	<b>200</b>

FG% 1st half:	12-27	44.4%	2nd half:	11-33	33.3%	Game:	38.3%	Deadball
3FG% 1st half:	0-5	0.0%	2nd half:	3-11	27.3%	Game:	18.8%	Rebounds
FT% 1st half:	8-12	66.7%	2nd half:	4-5	80.0%	Game:	70.6%	2

LSU 37 42 -- 79  
 Florida 32 29 -- 61  
 Officials: Lee Cassell, Jamie Luckie, Jeffery Clark  
 Attendance: 10,160  
 ---

# Team Superlatives -- Johnny Jones Era at LSU

## **Most Points Scored**

1. 102 -- vs. Northwestern State, 11/20/12
2. 97 -- vs. Alabama, 2/23/13
3. 93 -- vs. Gardner Webb, 11/15/14
4. 92 -- vs. Miss. State, 2/19/14
5. 90 -- at Massachusetts, 11/12/13

## **Fewest Points Allowed**

1. 46 -- at South Carolina, 2/14/13
2. 47 -- vs. Charleston, 12/22/14
3. 48 -- vs. McNeese, 11/13/12
4. 49 -- vs. Texas A&M, 2/26/14
5. 50 -- vs. Miss. Valley, 11/24/12

## **Field Goal Made**

1. 36 -- vs. Gardner Webb, 11/15/14
2. 35 -- vs. Southern Miss, 12/29/14
2. 35 -- vs. UMass, 12/2/14
2. 35 -- vs. Arkansas, 2/1/14
5. 34 -- at UMass, 11/12/13

## **Field Goal Attempts**

1. 78 -- vs. Northwestern State, 11/16/13
2. 76 -- at UMass, 11/12/13
3. 74 -- vs. UNO, 11/19/13
4. 71 -- vs. Southern Miss, 12/29/14
4. 71 -- vs. Texas Tech, 11/18/14

## **Field Goal Percentage**

1. .566 -- vs. Memphis, 11/29/13
2. .556 -- vs. Missouri, 1/30/13
3. .551 -- vs. Miss. Valley State, 11/24/12
4. .550 -- vs. Savannah State, 1/3/15
5. .547 -- vs. Arkansas, 2/1/14

## **Three-Point FG Made**

1. 12 -- at Missouri, 3/2/13
1. 12 -- vs. Mississippi State, 2/16/13
3. 11 -- vs. Georgia, 1/10/15
3. 11 -- vs. Alabama, 3/13/14
5. 10 -- 5 times

## **Three-Point FG Attempts**

1. 29 -- vs. Georgia, 1/10/15
1. 29 -- at Boise State, 12/14/12
3. 28 -- at Missouri, 3/2/13
3. 28 -- at UC Irvine, 12/18/12
5. 26 -- at Ole Miss, 1/15/14

## **Three-Point FG Percentage**

1. .615 -- at Florida, 1/20/15
2. .588 -- vs. UAB, 12/21/13
3. .545 -- vs. Mississippi State, 2/16/13
4. .533 -- at West Virginia, 12/4/14

5. .500 -- at UAB, 12/18/14
5. .500 -- vs. Alabama, 3/13/14

## **Free Throws Made**

1. 29 -- vs. Northwestern State, 11/20/12
2. 27 -- vs. Auburn, 2/8/14
3. 25 -- vs. Alabama, 2/23/13
4. 23 -- two times

## **Free Throw Attempts**

1. 51 -- vs. Northwestern State, 11/20/12
2. 38 -- vs. Auburn, 2/8/14
3. 37 -- vs. Alabama, 2/23/13
4. 35 -- at South Carolina, 1/11/14
5. 30 -- at Ole Miss, 1/15/14

## **Free Throw Percentage**

1. .944 -- at Florida, 1/20/15
2. .929 -- vs. Gardner-Webb, 11/15/14
3. .923 -- at Marquette, 12/22/12
4. .889 -- at UAB, 12/18/14
5. .875 -- vs. Savannah State, 1/3/15

## **Rebounds**

1. 64 -- vs. Northwestern State, 11/16/13
2. 56 -- vs. UNO, 11/9/13
3. 54 -- vs. McNeese State, 12/28/13
4. 50 -- at Missouri, 1/8/15
4. 50 -- vs. McNeese State, 11/13/12

## **Assists**

1. 25 -- vs. Savannah State, 1/3/15
2. 24 -- vs. Mississippi State, 2/16/13
3. 22 -- vs. Southern Miss, 12/29/14
4. 20 -- vs. McNeese State, 11/29/14
4. 20 -- vs. UAB, 12/21/13
4. 20 -- at UMass, 11/2/13

## **Steals**

1. 19 -- vs. Texas A&M, 1/23/13
1. 19 -- vs. Rhode Island, 1/4/14
3. 16 -- vs. Seton Hall, 11/29/12
3. 16 -- vs. UC Santa Barbara, 11/9/12
5. 14 -- at South Carolina, 1/11/14

## **Blocks**

1. 11 -- vs. Texas A&M, 1/17/15
1. 11 -- vs. Charleston, 12/22/14
1. 11 -- vs. Kentucky, 1/2/14
4. 10 -- vs. Georgia, 1/10/15
4. 10 -- vs. UMass, 12/2/14

# Superlatives -- Johnny Jones Era at LSU

## Points Scored

1. 30 -- Johnny O'Bryant III at South Carolina (2/14/13)
2. 29 -- Johnny O'Bryant III vs. Kentucky (1/28/14)
3. 27 -- Tim Quarterman, vs. Georgia (1/10/15)
3. 27 -- Jordan Mickey, vs. Weber State (Paradise Jam) (11/22/14)
5. 26 -- Jarell Martin, vs. Savannah State (1/3/15)
5. 26 -- Jarell Martin, vs. McNeese State (11/29/14)
5. 26 -- Charles Carmouche, vs. Arkansas (2/27/13)
8. 25 -- Jarell Martin, at UAB (12/18/14)
8. 25 -- Josh Gray, vs. UMass (12/2/14)
8. 25 -- Shavon Coleman vs. McNeese State (11/13/12)
8. 25 -- Johnny O'Bryant III at Vanderbilt (3/6/14)
8. 25 -- Jordan Mickey, vs. ULM (12/14/13)
8. 25 -- Johnny O'Bryant III at UMass (11/12/13)

## Field Goals Made

1. 13 -- Jordan Mickey, vs. Weber State (Paradise Jam) (11/22/14)
1. 13 -- Johnny O'Bryant III, at South Carolina (2/14/13)
3. 12 -- Johnny O'Bryant III, vs. Kentucky (1/28/14)
4. 11 -- Jordan Mickey, vs. Savannah State (1/3/15)
4. 11 -- Josh Gray, vs. UMass (12/2/14)
4. 11 -- Johnny O'Bryant III, at Vanderbilt (3/6/14)
4. 11 -- Johnny O'Bryant III, vs. Arkansas (2/1/14)
8. 10 -- 6 times, 5 players (Martin 2, Coleman, Mickey, JOB III, Quarterman)

## Field Goal Attempts

1. 25 -- Johnny O'Bryant III, at Kentucky (2/22/14)
2. 24 -- Jordan Mickey, vs. Weber State (Paradise Jam) (11/22/14)
3. 22 -- Johnny O'Bryant III, at Kentucky (1/26/13)
4. 21 -- Jordan Mickey, vs. Sam Houston (12/13/14)
5. 20 -- Johnny O'Bryant III, vs. Kentucky (1/28/14)
5. 20 -- Andre Stringer, vs. Northwestern State (11/16/13)

## Field Goal Percentage (Min. 6 Made)

1. .875 (7-8) -- Brian Bridgewater, vs. McNeese (11/29/14)
2. .857 (6-7) -- Shavon Coleman, vs. New Orleans (11/19/13)
3. .846 (11-13) -- Jordan Mickey, vs. Savannah State (1/3/15)
4. .818 (9-11) -- Jordan Mickey, vs. Gardner Webb (11/15/14)
4. .818 (9-11) -- Shavon Coleman, vs. Georgia (3/14/13)
4. .818 (9-11) -- Charles Carmouche, vs. Arkansas (2/27/13)
7. .800 (8-10) -- Jordan Mickey, vs. Southeastern Louisiana (11/22/13)
8. .778 (7-9) -- 3 times

## Three-Point FG Made

1. 6 -- Tim Quarterman, vs. Georgia (1/10/15)
1. 6 -- Anthony Hickey, at Missouri (3/2/13)
1. 6 -- Andre Stringer, at Marquette (12/22/12)
4. 5 -- Keith Hornsby, at Ole Miss (1/14/15)
4. 5 -- Charles Carmouche, at Missouri (3/2/13)
4. 5 -- Charles Carmouche, at Mississippi State (2/16/13)
4. 5 -- Corban Collins, at Boise State (12/14/12)
4. 5 -- Andre Stringer, at SMU (3/24/14)
4. 5 -- Shavon Coleman, vs. Alabama (3/13/14)
4. 5 -- Anthony Hickey, vs. Auburn (2/8/14)
4. 5 -- Andre Stringer, at Ole Miss (1/15/14)

## Three-Point FG Attempts

1. 14 -- Anthony Hickey, at Missouri (3/2/13)
1. 14 -- Anthony Hickey, vs. Memphis (11/29/13)
3. 12 -- Andre Stringer, vs. New Orleans (11/19/13)
4. 11 -- 3 times

## Three-Point FG Percentage (Min 4 Made)

1. 1.000 (4-4) -- Anthony Hickey, at Texas Tech (12/18/13)
2. .800 (4-5) -- Shavon Coleman, vs. Georgia (3/14/13)
2. .800 (4-5) -- Andre Stringer, vs. Missouri (1/30/13)
2. .800 (4-5) -- Jarell Martin, vs. Texas A&M (2/26/14)
5. .714 (5-7) -- Anthony Hickey, vs. Auburn (2/8/14)
6. .667 (4-6) -- Andre Stringer, at Georgia (2/6/14)
7. .625 (5-8) -- 4 times

## Free Throws Made

1. 11 -- Charles Carmouche, vs. Northwestern State (11/20/12)
1. 11 -- Jordan Mickey, vs. Mississippi State (2/19/14)
1. 11 -- Johnny O'Bryant III, vs. Vanderbilt (1/18/14)
4. 10 -- Andre Stringer, vs. Auburn (2/8/14)
4. 10 -- Johnny O'Bryant III, vs. Southeastern Louisiana (11/22/13)
6. 9 -- Jarell Martin, vs. Old Dominion (Paradise Jam) (11/21/14)
7. 8 -- 8 times

## Free Throw Attempts

1. 17 -- Johnny O'Bryant III, vs. Georgia (3/14/13)
2. 15 -- Charles Carmouche, vs. Northwestern State (11/20/12)
3. 14 -- Johnny O'Bryant III vs. Vanderbilt (1/18/14)
4. 13 -- Johnny O'Bryant III, vs. Kentucky (3/14/14)
5. 12 -- 4 times

## Free Throw Percentage (min, 8 made)

1. 1.000 (8-8) -- Shavon Coleman, vs. Bethune-Cookman (1/5/13)
1. 1.000 (8-8) -- Andre Stringer, vs. Vanderbilt (3/6/14)
3. .917 (11-12) -- Jordan Mickey, vs. Mississippi State (2/19/14)
4. .889 (8-9) -- Charles Carmouche, at Marquette (12/22/12)
5. .833 (10-12) -- Andre Stringer, vs. Auburn (2/8/14)
5. .833 (10-12) -- Johnny O'Bryant III, vs. Southeastern (11/22/13)
7. .800 (8-10) -- Jarell Martin, vs. McNeese State (11/29/14)
7. .800 (8-10) -- Anthony Hickey, vs. Northwestern State (11/20/12)
7. .800 (8-10) -- Jordan Mickey, vs. UNO (11/19/13)

## Rebounds

1. 17 -- Jordan Mickey, at Missouri (1/8/15)
2. 16 -- Johnny O'Bryant III, at Arkansas (2/15/14)
3. 15 -- Jordan Mickey, vs. Sam Houston (12/13/14)
4. 14 -- Jordan Mickey, at Florida (1/20/15)
4. 14 -- Jarell Martin, at Ole Miss (1/14/15)
4. 14 -- Jordan Mickey, vs. Savannah State (1/3/15)
4. 14 -- Tim Quarterman, vs. Southern Miss (12/29/14)
4. 14 -- Jarell Martin, at West Virginia (12/4/14)
4. 14 -- Jordan Mickey, vs. Weber State (Paradise Jam) (11/22/14)
4. 14 -- Jordan Mickey, vs. Texas Tech (11/18/14)
4. 14 -- Johnny O'Bryant III, at Georgia (1/19/13)
4. 14 -- Johnny O'Bryant III, vs. Northwestern State, 11/16/13

## Assists

1. 10 -- Josh Gray, at Ole Miss (1/14/15)
1. 10 -- Charles Carmouche, at Marquette (12/22/12)
3. 9 -- Tim Quarterman, vs. UAB (12/21/13)
4. 8 -- Tim Quarterman, at Florida (1/20/15)
4. 8 -- Josh Gray, vs. Savannah State (1/3/15)
4. 8 -- Tim Quarterman, at UAB (12/18/14)
4. 8 -- Johnny O'Bryant III, vs. Miss. State (2/16/13)
4. 8 -- Charles Carmouche, at South Carolina (2/14/13)
4. 8 -- Anthony Hickey, vs. Alabama (3/13/14)
4. 8 -- Anthony Hickey, vs. Texas A&M (2/26/14)
4. 8 -- Anthony Hickey, at Kentucky (2/22/14)

## Steals

1. 8 -- Anthony Hickey, vs. Texas A&M (1/23/13)
2. 7 -- Anthony Hickey, vs. UC Santa Barbara (11/9/12)
2. 7 -- Anthony Hickey, vs. Southeastern (11/22/13)
4. 6 -- Anthony Hickey, vs. Seton Hall (11/29/12)
5. 5 -- 7 times

## Blocks

1. 7 -- Jordan Mickey, vs. Texas A&M (1/17/15)
1. 7 -- Jordan Mickey, at UAB (12/18/14)
1. 7 -- Jordan Mickey, at Ole Miss (1/15/14)
3. 6 -- Jordan Mickey, at Ole Miss (1/14/15)
3. 6 -- Jordan Mickey, vs. Savannah State (1/3/15)
3. 6 -- Jordan Mickey, vs. Southern Miss (12/29/14)
3. 6 -- Jordan Mickey, vs. Charleston (12/22/14)
3. 6 -- Jordan Mickey, vs. Arkansas (2/1/14)
3. 6 -- Jordan Mickey, vs. Northwestern State (11/16/13)
7. 5 -- 8 times by Jordan Mickey