

ALABAMA

CRIMSON TIDE

WOMEN'S BASKETBALL



2015-16 SCHEDULE/RESULTS

Opponent	TV	Time/Result
November		
9 FAULKNER (EXHIBITION)	SECN+	W, 93-34
13 ALABAMA A&M ¹	SECN+	W, 96-44
16 APPALACHIAN STATE	SECN+	W, 93-59
22 MISSISSIPPI VALLEY STATE	SECN+	W, 98-35
24 GEORGIA STATE	SECN+	W, 72-56
27 vs. Middle Tennessee ²	Mountain West Network	W, 64-46
28 vs. Utah Valley ²	Mountain West Network	W, 67-60

December

2 at UT Martin	OVC Digital Network	L, 65-83
6 ALCORN STATE	SECN+	W, 97-50
12 GEORGETOWN	SEC Network	W, 78-66
14 NORTH FLORIDA ¹	SECN+	W, 69-47
18 at Georgia Tech		L, 58-70
20 GRAMBLING STATE	SECN+	W, 72-57
28 LIPSCOMB	SECN+	W, 68-49

January

3 LSU *	SEC Network	W, 62-45
7 at 10/9 Kentucky *	SEC Network	L, 48-73
10 VANDERBILT *	SECN+	L, 48-54
14 at Auburn *	SECN+	L, 59-72
17 NR/RV GEORGIA *	SEC Network	W, 64-50
21 at 23/23 Florida *	SECN+	L, 72-80
25 at Vanderbilt *	SEC Network	6 p.m.
28 13/12 TEXAS A&M *	SECN+	6 p.m.
31 at 18/22 Tennessee *	SEC Network	2 p.m.

February

4 OLE MISS *	SECN+	6 p.m.
7 AUBURN *	SEC Network	1 p.m.
11 at 23/RV Missouri *	SECN+	7 p.m.
18 at RV/NR Arkansas *	SECN+	7 p.m.
22 2/2 SOUTH CAROLINA *	SEC Network	6 p.m.
25 18/22 TENNESSEE *	SEC Network	7:30 p.m.
28 at 10/10 Mississippi State *	SECN+	1:30 p.m.

March

2-6 at SEC Tournament ³ SEC Network/ESPNU/ESPN TBA

1 Game played at Coleman Coliseum

2 Nugget Classic (Reno, Nev.)

3 Southeastern Conference Tournament (Jacksonville, Fla.)

* Southeastern Conference game

BOLD indicates home game

Rankings listed are AP/Coaches

All times listed as Central and subject to change

GAME 20: ALABAMA AT VANDERBILT

JAN. 25, 2016 | 6 P.M. CT | NASHVILLE, TENN. | MEMORIAL GYMNASIUM (14,316)

TV: SEC NETWORK (PLAY-BY-PLAY: BRENDA VANLENGEN; ANALYST: CAROL ROSS)

RADIO: CRIMSON TIDE SPORTS NETWORK (ROGER HOOVER)



ALABAMA CRIMSON TIDE

2015-16 Record: _____ 13-6
 2015-16 SEC Record: _____ 2-4
 Leading Scorer: _____ Cook (13.2)
 Leading Rebounder: _____ Hegstetter (7.3)
 Leading in Assists: _____ Middlebrook (3.1)
 Head Coach: _____ Kristy Curry
 Record at Alabama (Years): _____ 40-41 (3)
 SEC Record (Years): _____ 11-27 (3)
 Career Record (Years): _____ 349-190 (17)



VANDERBILT COMMODORES

2015-16 Record: _____ 13-5
 2015-16 SEC Record: _____ 2-3
 Leading Scorer: _____ Reed (11.1)
 Leading Rebounder: _____ Webb (5.0)
 Leading in Assists: _____ Spears (4.6)
 Head Coach: _____ Melanie Balcomb
 Record at School (Years): _____ 305-140 (14)
 SEC Record (Years): _____ 117-82 (14)
 Career Record (Years): _____ 468-244 (23)

INSIDE THE SERIES

Overall: 45th Meeting (Vanderbilt leads 32-12)

In Tuscaloosa: 7-13 | In Nashville: 1-17 | At Neutral Sites: 4-2 | Current Streak: Vanderbilt +2

Last Meeting: Jan. 10, 2016 (L, 48-54 in Tuscaloosa, Ala.)

Series Notes: Vanderbilt has won the last three meetings in the series, however Alabama won the last game in the series in Nashville, 66-62, on Feb. 23, 2014.

OPENING TIP

► Monday's game will be broadcast on SEC Network with Brenda VanLengen on play-by-play and Carol Ross as the analyst. The game will also be available via the Crimson Tide Sports Network on Tide 99.1 locally, with Roger Hoover calling all the action. Fans will be able to follow along with live scoring on RollTide.com and game updates will be available on Twitter via @AlabamaWBB.

► The Southeastern Conference in cooperation with its 14-member institutions has once again organized the "We Back Pat" Week. The week-long initiative is focused on bringing awareness and recognition to The Pat Summitt Foundation, a fund of East Tennessee Foundation, and its fight against Alzheimer's disease. SEC member institutions will support The Pat Summitt Foundation during their home basketball games, January 17-25. During the women's games slated for the week, various efforts will be made to increase awareness of The Pat Summitt Foundation. The Pat Summitt Foundation was launched November 27, 2011 by Pat & Tyler Summitt after her diagnosis of early onset dementia, Alzheimer's type at the age of 59.

► This is the 45th meeting between Alabama and Vanderbilt and the 19th in Nashville. The Commodores hold a 32-12 overall advantage in the series, however the Tide won the last meeting in Nashville, 66-62, on Feb. 23, 2014. That was also Alabama's first win in program history at Memorial Gymnasium. The last six games between the Tide and Commodores have been decided by 10 points or less, including the earlier matchup this season, which went in favor of Vanderbilt, 54-48, in Tuscaloosa on Jan. 10.

FOLLOW US

Follow Alabama women's basketball on social media sites listed below for up-to-date news, exclusive content and more.



FOLLOW US ON TWITTER AND
INSTAGRAM @ALABAMAWBB








LIKE US ON FACEBOOK AT
ALABAMAWBB

OVERALL • 13-6
SEC • 2-4
LAST 10 • 5-5

HOME • 11-1
AWAY • 0-5
NEUTRAL • 2-0

PREVIOUS GAME'S STARTERS
HIGHLIGHTED IN SHADED BOX

1		QUANETRIA (NeNe) BOLTON						LAST GAME: 11 pts, 1 reb, 1 blk, 4 stls at Florida NOTE: Scored a career-high 21 points vs. Mississippi Valley State ... pulled down a career-best 12 rebounds against Georgetown ... has three double-doubles this season.	CAREER HIGHS Pts: 21 vs. Miss. Valley St. (11/22/15) Reb: 12 vs. Georgetown (12/12/15) Blk: 4, three times
		F • 6-0 • So. • Anniston, Ala.							
		PPG	RPG	APG	SPG	BPG	MPG		
2		TRISTA MAGEE						LAST GAME: 1 stl at Florida NOTE: Saw the first action of her collegiate career vs. Georgia State after being sidelined the first three games with an injury (shin splints) ... season-high nine points at UT Martin ... Kristy Curry's first verbal commitment at Alabama.	CAREER HIGHS Pts: 9 at UT Martin (12/2/15) Reb: 4 vs. Georgia State (11/24/15) Ast: 1, five times
		G • 6-0 • Fr. • Ellisville, Miss.							
		PPG	RPG	APG	SPG	BPG	MPG		
3		KHADIJAH CARTER						LAST GAME: 1 pt at Florida NOTE: Missed her first free throw of the season at Florida after starting the season 15-for-15 ... still hitting 94.1 percent from the line.	CAREER HIGHS Pts: 15 vs. Wisconsin (11/21/13) Reb: 8, twice Ast: 3 vs. Cal St. Fullerton (11/30/13)
		G • 6-1 • Sr. • Goodrich, Texas							
		PPG	RPG	APG	SPG	BPG	MPG		
5		BREANNA (BreBre) HAYDEN						LAST GAME: 2 pts, 4 rebs, 5 assts at Florida NOTE: Scored a career-high 20 points vs. Utah Valley ... went 8-for-10 from the floor and 4-for-4 from the free throw line in the win ... had a career-high seven assists at UT Martin ... made two starts this season.	CAREER HIGHS Pts: 20 vs. Utah Valley (11/28/15) Reb: 8 vs. Vanderbilt (1/10/16) Ast: 7 at UT Martin (12/2/15)
		G • 5-8 • Sr. • Dallas, Texas							
		PPG	RPG	APG	SPG	BPG	MPG		
11		HANNAH COOK						LAST GAME: 16 pts, 4 rebs, 1 asst, 3 stls at Florida NOTE: Nugget Classic MVP ... recorded her first double-double vs. Middle Tennessee (15/15) ... second double-double came at Auburn (19/10) season-high 22 points vs. Georgetown ... scored 20+ points in three games this season.	CAREER HIGHS Pts: 24 at Auburn (3/1/15) Reb: 15 vs. Middle Tenn. (11/27/15) Ast: 5, twice
		G • 6-0 • So. • Ozark, Mo.							
		PPG	RPG	APG	SPG	BPG	MPG		
12		C'CORIEA (CC) FOY						LAST GAME: Did not play at Florida NOTE: Seen reserve action in 11 games ... big spark off the bench against Alcorn State where she scored a season-high 14 points in only 11 minutes.	CAREER HIGHS Pts: 14 vs. Alcorn State (12/6/15) Reb: 3 vs. Alcorn State (12/6/15) Ast: 2 vs. UNF (12/14/15)
		G • 5-11 • Fr. • Fayetteville, N.C.							
		PPG	RPG	APG	SPG	BPG	MPG		
13		NIKKI HEGSTETTER						LAST GAME: 3 pts, 3 rebs, 3 stls at Florida NOTE: Team captain ... started 86 consecutive games ... scored a career-high 17 points against Appalachian State and Grambling State ... recorded first career double-double vs. Grambling State ... second double-double against Georgia.	CAREER HIGHS Pts: 17 vs. App. State (11/16/15) Reb: 14 vs. Kentucky (1/2/15) Ast: 7 vs. Coppin State (12/29/13)
		F • 6-2 • Sr. • Kennesaw, Ga.							
		PPG	RPG	APG	SPG	BPG	MPG		
15		MEOSHONTI (Meo) KNIGHT						LAST GAME: 23 pts, 3 rebs, 2 assts, 6 stls at Florida NOTE: Voted a team captain by teammates ... Nugget Classic All-Tournament Team ... scored a career-high 23 points and matched career-high six steals at Florida ... recorded first double-double vs. UNE.	CAREER HIGHS Pts: 23 at Florida (1/21/16) Reb: 10 vs. UNF (12/14/15) Ast: 5 vs. Middle Tenn. (11/27/15)
		G • 5-8 • So. • Morgan City, La.							
		PPG	RPG	APG	SPG	BPG	MPG		
21		TAYLOR BERRY						LAST GAME: Did not play at Florida NOTE: Had one basket and one steal against Alabama A&M ... walk-on, who earned an academic scholarship to UA ... class Valedictorian at Mount Carmel in New Orleans.	CAREER HIGHS Pts: 2 vs. Alabama A&M (11/13/15) Reb: -- Ast: 1 vs. Lipscomb (12/28/15)
		G • 5-9 • Fr. • New Orleans, La.							
		PPG	RPG	APG	SPG	BPG	MPG		
22		KARYLA MIDDLEBROOK						LAST GAME: 3 pts, 4 rebs, 1 blk, 1 stl at Florida NOTE: Two-year starter at point guard for Alabama ... team captain ... scored double figures in nine of the 19 games this season ... career-high nine rebounds against Alcorn State ... tied career high in points with 17 against Georgia.	CAREER HIGHS Pts: 17, twice Reb: 9 vs. Alcorn State (12/6/15) Ast: 7, twice
		PG • 5-7 • So. • Blue Springs, Mo.							
		PPG	RPG	APG	SPG	BPG	MPG		
23		SHAQUERA (ShaQ) WADE						LAST GAME: 13 pts, 1 reb, 1 asst, 3 stls at Florida NOTE: Typically in the first rotation of subs off the bench for UA, averaging the sixth-most minutes per game (19.6) ... season-high 13 points at Florida ... 2015 Alabama Miss Basketball.	CAREER HIGHS Pts: 13 at Florida (1/21/16) Reb: 8, three times Stl: 5 vs. Alcorn State (12/6/15)
		G • 6-0 • Fr. • Huntsville, Ala.							
		PPG	RPG	APG	SPG	BPG	MPG		
35		DIAMANTÉ (DeDe) MARTINEZ						LAST GAME: Played but did not record any stats at Florida NOTE: Scored a career-high eight points vs. Georgia State ... her six blocks against Alabama A&M tied her for third in the Alabama record book for most blocks in a single game.	CAREER HIGHS Pts: 8 vs. Georgia State (11/24/15) Reb: 8 vs. Florida A&M (11/14/14) Blk: 6 vs. Alabama A&M (11/13/15)
		F • 6-3 • So. • New Orleans, La.							
		PPG	RPG	APG	SPG	BPG	MPG		

TALE OF THE TAPE: ALABAMA AT VANDERBILT



AT



LAST TIME VS. VANDERBILT - JAN. 10, 2016



Official Basketball Box Score -- Game Totals -- Final Statistics
Vanderbilt vs Alabama
 01/10/16 2 p.m. at Tuscaloosa, Ala. (Foster Auditorium)



2015-16	Season	2015-16
13-6	Overall	13-5
2-4	Conference	2-3
5-5	Last 10	7-3
1-4	Last 5	2-3
71.1	PPG	65.3
57.7	OPP PPG	51.4
+13.4	Margin	+13.9
.413	FG%	.470
.351	FG% DEF	.373
.290	3PT%	.367
.296	3PT% DEF	.343
.711	FT%	.701
40.1	RPG	34.5
38.5	OPP RPG	26.4
+1.5	Margin	+8.1
12.1	APG	14.8
16.3	TOs PG	16.2
5.3	BPG	1.7
10.4	SPG	8.1

Vanderbilt 54 • 12-4, 1-2 SEC

##	Player	Total			3-Ptr			Rebounds			PF	TP	A	TO	Blk	Stl	Min
		FG-FGA	FT-FTA	3FG-FGA	Off	Def	Tot										
44	Rayte'a Long	f	0-2	0-0	0-0	1	0	1	3	0	0	2	0	0	0	14	
01	Rebekah Dahlman	g	1-4	0-2	0-0	0	2	2	2	2	0	2	0	1	28		
03	Rachel Bell	g	3-11	1-5	1-1	1	3	4	1	8	0	4	1	2	25		
23	Minta Spears	g	1-4	1-3	5-6	0	7	7	4	8	4	1	0	1	34		
33	Christa Reed	g	5-12	4-9	3-6	4	2	6	2	17	4	1	0	0	35		
15	Jasmine Jenkins	g	2-4	1-1	4-4	1	2	3	1	9	0	2	0	0	21		
22	Mar'ques Webb	g	0-1	0-0	0-0	3	2	5	2	0	1	0	0	0	12		
24	Kristen Gaffney	g	0-0	0-0	0-0	0	1	1	0	0	0	1	0	0	1		
25	Morgan Batey	g	2-6	0-0	4-4	1	0	1	0	8	1	2	0	1	24		
35	Kendall Shaw	g	1-3	0-0	0-0	0	1	1	2	2	0	0	0	0	6		
Team						1	5	6									
Totals			15-47	7-20	17-21	12	25	37	17	54	10	15	1	5	200		
1st - FG %:		2-14	14.3%	2nd: 3-9	33.3%	3rd: 5-15	33.3%	4th: 5-9	55.6%	Game: 15-47	31.9%	Deadball					
3FG %:		0-4	0.0%	1-5	20.0%	3-7	42.9%	3-4	75.0%	7-20	35.0%	Rebounds					
FT %:		4-4	100.0%	2-2	100.0%	1-2	50.0%	10-13	76.9%	17-21	81.0%	2					

Alabama 48 • 12-4, 1-2 SEC

##	Player	Total			3-Ptr			Rebounds			PF	TP	A	TO	Blk	Stl	Min
		FG-FGA	FT-FTA	3FG-FGA	Off	Def	Tot										
13	Hegstetter, Nikki	f	1-7	0-0	1-2	3	4	7	1	3	1	1	2	0	32		
05	Hayden, Breanna	g	5-10	0-1	0-0	4	4	8	4	10	2	4	0	2	28		
11	Cook, Hannah	g	2-4	1-2	2-2	1	2	3	4	7	0	2	0	1	31		
15	Knight, Meoshonti	g	2-8	0-2	0-2	0	3	3	5	4	1	2	0	3	31		
22	Middlebrook, Karyla	g	2-8	1-2	4-5	0	2	2	4	9	3	3	0	2	40		
01	Bolton, Quanetria	g	4-8	1-3	0-0	2	1	3	1	9	0	0	0	1	16		
02	Magee, Trista	g	0-2	0-2	0-0	0	1	1	0	0	0	0	0	0	4		
03	Carter, Khadijah	g	0-0	0-0	0-0	0	1	1	0	0	0	0	0	0	1		
23	Wade, Shaquera	g	2-5	2-4	0-2	1	2	3	2	6	2	2	0	0	17		
Team						0	2	2									
Totals			18-52	5-16	7-13	11	22	33	21	48	9	14	2	9	200		
1st - FG %:		4-13	30.8%	2nd: 3-15	20.0%	3rd: 7-11	63.6%	4th: 4-13	30.8%	Game: 18-52	34.6%	Deadball					
3FG %:		0-3	0.0%	2-8	25.0%	1-1	100.0%	2-4	50.0%	5-16	31.3%	Rebounds					
FT %:		1-1	100.0%	3-6	50.0%	1-4	25.0%	2-2	100.0%	7-13	53.8%	4					

Officials: Mark Zentz, Carla Fountain, Charlie Huest
 Technical fouls: Vanderbilt-None. Alabama-None.
 Attendance: 3023

Score by periods	1st	2nd	3rd	4th	Total
Vanderbilt	8	9	14	23	54
Alabama	9	11	16	12	48

Points	In	Off	2nd	Fast	Bench
VANDY	Paint	T/O	Chance	Break	
6	20	7	2	19	
24	11	10	2	15	

Last FG - VANDY 4th-02:36, UA 4th-00:07.
 Largest lead - VANDY by 8 4th-00:21, UA by 5 1st-05:29.
 VANDY led for 09:35. UA led for 27:30. Game was tied for 02:55.

Score tied - 3 times.
 Lead changed - 3 times.

ALABAMA-VANDERBILT SERIES INFORMATION

Overall Series Record Vanderbilt leads 32-12
 Last five contests..... Vanderbilt leads 4-1
 Last 10 contests..... Vanderbilt leads 9-1
 Most points by UA..... 102 (Feb. 21, 1999)
 Fewest points by UA 46 (Jan. 17, 2002)
 UA Largest Win Margin.. 43 (102-59, Feb. 21, 1999)
 Most points by VU..... 98 (Feb. 3, 1990)
 Fewest points by VU 53 (Feb. 7, 1980)
 VU Largest Win Margin .. 45 (92-47, Feb. 10, 2008)
 At UA 7-13
 At UK 1-17
 Neutral site..... 4-2
 Series Streak Vanderbilt +3
 First Meeting..... March 2, 1978 (W, 88-69)
 Last Meeting Jan. 10, 2016 (L, 48-54)

ABOUT ALABAMA'S OPPONENT – VANDERBILT

▶ Vanderbilt is under the direction of Melanie Balcomb, who is in her 13th season as head coach of the Commodores and 22nd overall as a head coach. Balcomb is not only the winningest coach in Vanderbilt women's basketball history with a record of 305-140, but she is now also the winningest active coach in the Southeastern Conference with an overall record of 117-82. Throughout her tenure, she has led the Commodores to three SEC Tournament championships and four trips to the NCAA Sweet 16 (2004, 2005, 2008, 2009).

▶ Sophomore Christa Reed leads Vanderbilt in scoring with an average of 11.1 points per game. Sophomores Rebekah Dahlman and Rachel Bell follow close behind with 9.5 points per game. Junior Marqu'es Webb pulls down a team-best 5.0 rebounds per contest, while fellow junior Minta Spears dishes out a team-high 4.6 assists per game.

▶ As a team, the Commodores are averaging 65.3 points per game while limiting opponents to 51.4 points a night. Vanderbilt is also outrebounding its opponents, 34.5-26.4. The Commodores enter Monday's game with a 9-1 record at home this season.

LAST TIME OUT: FLORIDA 80, ALABAMA 72 - JAN. 21, 2016



Official Basketball Box Score -- Game Totals -- Final Statistics Alabama vs Florida 01/21/16 7 pm ET at Gainesville, FL * O'Connell Center



Alabama 72 • 13-6, 2-4 SEC

##	Player	Total			3-Ptr			Rebounds			PF	TP	A	TO	Blk	Stl	Min
		FG-FGA	FG-FGA	FT-FTA	FG-FGA	FG-FGA	FT-FTA	Off	Def	Tot							
01	Bolton, Quanetria	f	4-9	0-0	3-7	1	0	1	0	11	0	2	1	4	22		
13	Hegstetter, Nikki	f	1-2	0-0	1-2	2	1	3	3	3	0	4	0	3	22		
11	Cook, Hannah	g	5-11	3-7	3-6	0	4	4	3	16	1	4	0	3	28		
15	Knight, Meoshonti	g	9-17	1-3	4-7	0	3	3	1	23	2	3	0	6	33		
22	Middlebrook, Karyla	g	1-3	0-0	1-2	0	4	4	4	3	0	8	1	1	21		
02	Magee, Trista	g	0-0	0-0	0-0	0	0	0	0	0	0	0	0	1	4		
03	Carter, Khadijah	g	0-1	0-1	1-2	0	0	0	0	1	0	1	0	0	10		
05	Hayden, Breanna	g	1-3	0-1	0-0	0	4	4	1	2	5	3	0	0	27		
23	Wade, Shaquera	g	5-9	0-1	3-5	0	1	1	4	13	1	3	0	3	30		
35	Martinez, Diamante	g	0-0	0-0	0-0	0	0	0	0	0	0	1	0	0	3		
Team						4	1	5									
Totals			26-55	4-13	16-31	7	18	25	16	72	9	29	2	21	200		

1st - FG %	4-12	33.3%	2nd: 7-13	53.8%	3rd: 11-17	64.7%	4th: 4-13	30.8%	Game: 26-55	47.3%	Deadball
3FG %	0-3	0.0%	0-0	0.0%	2-5	40.0%	2-5	40.0%	4-13	30.8%	Rebounds
FT %	2-6	33.3%	7-13	53.8%	6-8	75.0%	1-4	25.0%	16-31	51.6%	8

Florida 80 • 16-3, 4-2 SEC

##	Player	Total			3-Ptr			Rebounds			PF	TP	A	TO	Blk	Stl	Min
		FG-FGA	FG-FGA	FT-FTA	FG-FGA	FG-FGA	FT-FTA	Off	Def	Tot							
01	Williams, Ronni	f	6-9	0-0	1-4	0	5	5	4	13	2	3	0	2	21		
21	Christinaki, Eleanna	f	5-9	0-2	6-7	1	1	2	2	16	4	7	0	2	27		
24	Fleming, Tyshara	c	1-1	0-0	0-0	1	2	3	2	2	0	3	0	1	13		
04	Needles, Carlie	g	0-3	0-3	0-0	0	2	2	3	0	3	2	0	2	18		
20	Westbrook, Simone	g	4-8	3-6	0-0	0	6	6	2	11	4	6	0	4	25		
03	Miller, January	g	1-3	0-0	0-0	1	0	1	4	2	0	3	0	1	7		
11	Anderson, Dyandria	g	4-8	0-1	0-0	1	4	5	3	8	0	3	0	2	17		
13	Peoples, Cassie	g	4-5	1-1	0-0	0	1	1	2	9	3	2	0	1	25		
15	Dimait, Viktorija	g	1-1	0-0	0-0	0	0	0	1	2	0	0	0	1	6		
23	Copeland, Brooke	g	1-1	1-1	0-0	0	0	0	0	3	0	3	0	0	3		
32	Batchelor, Carla	g	4-6	1-2	0-0	2	6	8	1	9	1	3	2	0	22		
44	Lorenzen, Haley	g	1-5	0-0	3-4	2	0	2	2	5	0	1	2	2	16		
Team						3	2	5									
Totals			32-59	6-16	10-15	11	29	40	26	80	17	36	4	18	200		

1st - FG %	9-16	56.3%	2nd: 10-17	58.8%	3rd: 6-13	46.2%	4th: 7-13	53.8%	Game: 32-59	54.2%	Deadball
3FG %	2-4	50.0%	0-0	0.0%	1-2	50.0%	1-5	20.0%	6-16	37.5%	Rebounds
FT %	1-1	100.0%	3-4	75.0%	2-5	40.0%	4-5	80.0%	10-15	66.7%	3

Officials: Tina Napier, Jesse Dickerson, Gina Cross
Technical fouls: Alabama-None. Florida-None.
Attendance: 1305

Score by periods	1st	2nd	3rd	4th	Total
Alabama	10	21	30	11	72
Florida	21	25	15	19	80

	In	Off	2nd	Fast	Bench
Points					
UA	36	29	3	8	16
UF	46	33	16	10	38

Last FG - UA 4th-00:26, UF 4th-00:35.
Largest lead - UA by 4 4th-07:00, UF by 21 2nd-02:54.
UA led for 06:01. UF led for 32:00. Game was tied for 01:59.

Score tied - 4 times.
Lead changed - 5 times.

GAINESVILLE, Fla. - Alabama overcame a 21-point deficit, however a 15-3 run by Florida over the final 6:17 gave the Crimson Tide an 80-72 loss to the Gators in women's basketball action on Thursday at the O'Connell Center.

Despite the loss, sophomore Meoshonti Knight scored a career-high 23 points, while freshman Shaquera Wade chipped in a career-best 13 points. Joining the two in double figures for the Tide were sophomores Hannah Cook with 16 and Quanetria Bolton with 11.

Knight won the opening tip for Alabama, which gave Bolton an opportunity to score the first bucket of the game. From there, however, Florida pulled ahead thanks to nine unanswered points over the next five minutes. The Gators would extend their lead out to double digits at the end of the first and lead by 11, 21-10, following the first quarter.

The Tide scored eight of the first 10 points of the second to cut the Florida lead down to five, but again, the Gators would string together a run to lead by double digits, which would reach 21 late in the quarter. Alabama scored the final six points of the half to give Florida a 41-36 advantage at the break.

The third quarter was all Crimson Tide as Alabama outscored the Gators, 30-15, over the 10-minute span. The Tide took its first lead since the opening possession at the 2:31 mark when Bolton converted the old fashioned three-point play to put Alabama in front, 57-56. The game would stand tied at 61-61, heading into the final quarter.

Cook drained a three-pointer 24 seconds into the fourth to give Alabama the lead back, which it would hold until Florida freshman Eleanna Christianaki connected on a pair of free throws to put the Gators in front, 70-69, with 4:36 to go. Florida scored 10 of the next 13 points to hold on to the win.

For the game, Alabama shot 47.3 percent (26-55), while Florida finished 54.2 percent (32-59) from the floor. The Gators outrebounded the Tide, 40-25, and Alabama connected on only 16 of its 31 attempts from the free throw line.

2015-16 NUMERICAL ROSTER

No.	Name	Pos.	Ht.	Cl.	Hometown (Previous School)
1	Quanetria Bolton	F	6-0	So.	Anniston, Ala. (Anniston HS)
2	Trista Magee	G	6-0	Fr.	Ellisville, Miss. (Presbyterian Christian)
3	Khadijah Carter	G	6-1	Sr.	Goodrich, Texas (Jacksonville College)
5	Breanna Hayden	G	5-9	Jr.	Dallas, Texas (Baylor)
11	Hannah Cook	G	6-0	So.	Ozark, Mo. (Ozark HS)
12	C'Coriea Foy	G	5-11	Fr.	Fayetteville, N.C. (Jack Britt HS)
13	Nikki Hegstetter	F	6-2	Sr.	Kennesaw, Ga. (Harrison HS)
15	Meoshonti Knight	G	5-8	So.	Morgan City, La. (Central Catholic HS)
20	Ashley Williams #	F	6-0	Jr.	Covington, Ga. (Alcovy HS)
21	Taylor Berry	G	5-9	Fr.	New Orleans, La. (Mount Carmel Academy)
22	Karyla Middlebrook	PG	5-7	So.	Blue Springs, Mo. (Blue Springs HS)
23	Shaquera Wade	G	6-0	Fr.	Huntsville, Ala. (Huntsville HS)
35	Diamanté Martinez	F	6-3	So.	New Orleans, La. (Edna Karr HS)

Out for the 2015-16 season

2015-16 PRONUNCIATION GUIDE

Quanetria Bolton	kwan-EE-tree-uh
Khadijah Carter	kuh-DEE-jah
C'Coriea Foy	suh-CORE-ee-uh
Breanna Hayden	bre-ANN-uh
Meoshonti Knight	mee-oh-SHON-tee
Diamanté Martinez	dee-uh-MON-tay
Karyla Middlebrook	kuh-RYE-luh
Shaquera Wade	shuh-KEER-uh
Shereka Wright	sure-EE-kah
Grant Fausset	faucet



KRISTY CURRY

Head Coach

Third Season

NORTHEAST LOUISIANA, 1988

COACHING HIGHLIGHTS

- **Nine NCAA Tournament appearances**
 - **One NCAA Final Four**
 - **Two NCAA Elite Eights**
 - **Four NCAA Sweet 16s**
- **Three Women's National Invitation Tournament appearances**
- **Two Big Ten regular season titles**
- **Nine 20-win seasons**

CAREER HISTORY AND RESULTS

UNIVERSITY OF ALABAMA, HEAD COACH, 2013-PRESENT

Year	Record	Pct.	SEC Record	Pct.	Postseason/Honors
2013-14	14-16	.467	7-9	.438	
2014-15	13-19	.406	2-14	.125	
2015-16	13-6	.684	2-4	.333	
Total (3)	40-41	.494	11-27	.289	

TEXAS TECH UNIVERSITY, HEAD COACH, 2006-13

Year	Record	Pct.	Big 12 Record	Pct.	Postseason/Honors
2006-07	15-16	.484	6-10	.375	
2007-08	17-16	.515	4-12	.250	WNIT Third Round
2008-09	16-15	.516	6-10	.375	
2009-10	18-15	.545	5-11	.313	WNIT Second Round
2010-11	22-11	.667	8-8	.500	NCAA First Round
2011-12	21-14	.600	6-12	.333	WNIT Third Round
2012-13	21-11	.656	11-7	.611	NCAA First Round
Total (7)	130-98	.570	46-70	.397	

PURDUE UNIVERSITY, HEAD COACH, 1999-2006

Year	Record	Pct.	Big Ten Record	Pct.	Postseason/Honors
1999-2000	23-8	.742	11-5	.688	NCAA Second Round
2000-01	31-7	.816	14-2	.875	NCAA Runner Up
2001-02	24-6	.800	13-3	.813	NCAA Second Round
2002-03	29-6	.829	12-4	.750	NCAA Elite Eight
2003-04	29-4	.879	14-2	.875	NCAA Sweet 16
2004-05	17-13	.567	9-7	.563	NCAA Second Round
2005-06	26-7	.788	13-3	.813	NCAA Sweet 16
Total (7)	179-51	.778	86-26	.768	

CAREER (17)	349-190	.647	143-123	.538	
--------------------	----------------	-------------	----------------	-------------	--

ON THE BENCH



KELLY CURRY

Assistant Coach, Third Season

Kelly Curry is entering his third season with the Crimson Tide women's basketball team, working primarily with the post players, while also handling scheduling, recruiting and scouting.



SHEREKA WRIGHT

Assistant Coach, Third Season

Shereka Wright, former collegiate standout at Purdue and member of the WNBA, enters her third season at Alabama as assistant coach and recruiting coordinator. Wright works primarily with the guards and also assists with scouting.



GRANT FAUSSET

Operations and Video, Third Season

Grant Fausset enters his third year at Alabama coordinating all travel, serving as the team liaison within athletics; coordinating logistics for all official and unofficial visits and the team's video needs including practice footage and exchange.



TERRY JONES

Strength and Conditioning, 28th Season

Terry Jones, Sr. enters his second stint as strength and conditioning coach for the women's basketball team and has been a member of the Crimson Tide staff for 28 years. In 2003, he was certified as a Master Strength & Conditioning Coach.



MALLORI CROCKETT

Athletic Trainer, Third Season

Mallori Crockett enters her third season as athletic trainer for the women's basketball team. She also oversees the graduate assistant athletic trainer working with volleyball.

ALABAMA WOMEN'S BASKETBALL NOTES

TOP 30 NATIONAL TEAM RANKINGS

Through games played on Jan. 23, Alabama ranks in the top 30 in eight categories as a team.

Category	Ranking	Value
Blocked Shots	17th	101
Block Shots Per Game	23rd	5.3
Field Goal Percentage Defense	28th	.351
Free Throw Attempts	15th	409
Free Throws Made	10th	291
Steals	17th	198
Turnover Margin	25th	4.74
Turnovers Forced	15th	21.00

TOP 100 NATIONAL INDIVIDUAL RANKINGS

Name	Category	Ranking	Value
Hannah Cook	Three-Point Field Goals Attempted	66th	121
Hannah Cook	Three-Point Field Goals Made	34th	48
Hannah Cook	Three-Point Field Goals Per Game	55th	2.53
Hannah Cook	Three-Point Field Goal Percentage	52nd	.397

TIDE OFF TO BEST SEC START SINCE 2006

With its 64-50 win on Sunday, Jan. 17 against Georgia, Alabama collected its second victory of the Southeastern Conference season in five games played. The last time the Crimson Tide had won two of its first five league contests was in 2006.

ALABAMA 11-1 WHEN THREE OR MORE IN DOUBLE FIGURES

Alabama is 11-1 on the season when at least three scorers finish in double figures. The lone loss came at No. 22/23 Florida, 80-72. Sophomore Hannah Cook leads the way with 14 double-figure games this season.

BALANCED ATTACK

The Crimson Tide has had at least three players score in double figures in 12 of its 19 games this season. Alabama had a whopping seven reach 10 points or more in the season opener versus Alabama A&M, four in the win over Appalachian State, five in the victory against Mississippi Valley State, four against Georgia State, three versus Utah Valley, six against Alcorn State, four versus Georgetown and three against North Florida, Grambling State, Lipscomb and Georgia and four most recently at Florida.

FREE THROW IMPROVEMENT

Alabama is much improved at the free throw line compared to a season ago where the Crimson Tide hit 63.0 percent. Through 19 games, Alabama is averaging 71.1 percent from the charity stripe, ranking fourth in the Southeastern Conference.

GETTING TO THE LINE

Alabama ranks 15th in the nation in free throw attempts (409) and 10th in free throws made (291) while averaging 71.1 percent made per game. Last year, the Tide finished the regular season ranked third in free throw attempts, taking 723 shots from the line in 2014-15.

ALABAMA WINS 10 STRAIGHT AT HOME

With its 62-45 victory over LSU on Jan. 3, Alabama won its 10th home game of the season. The last time the Crimson Tide went 10-0 to start the season at home was in 1997-98 when it won 12 consecutive games.

HOME SCORING

Through 12 home games, Alabama is averaging 76.4 points per game and has scored 90 or more points four times. A year ago, the Crimson Tide only averaged 60.1 points per game in Tuscaloosa.

MARTINEZ CRACKS MOST BLOCKS IN A GAME TOP 10 LIST TWICE IN TWO GAMES

Sophomore Diamanté Martinez cemented her name in the top 10 in blocks in a single game twice this season. Her six rejections on Nov. 13 versus Alabama A&M tied for third in Alabama history for blocks in a single game and was the most since Yolanda Watkins collected the same amount on Dec. 4, 1994, against Tennessee State. She followed that up with five against Appalachian State, which ranks seventh in the Tide annals.

QUICK FACTS

UNIVERSITY

Location	Tuscaloosa, Ala.
Founded	April 12, 1831
Enrollment	37,100
Conference	Southeastern
Colors	Crimson and White
Nickname	Crimson Tide
President	Dr. Stuart Bell
Athletic Director	Bill Battle
Faculty Athletics Representative	Dr. James King
Arena	Foster Auditorium (3,800)

COACHING STAFF

Head Coach	Kristy Curry
Alma Mater	Northeast Louisiana, 1988
Record at Alabama	40-41 (Third Season)
SEC Record	11-27 (Third Season)
Career Record	349-190 (17th Season)
Assistant Coach	Kelly Curry
Assistant Coach	Shereka Curry
Director of Operations/Video	Grant Fausset
Strength and Conditioning	Terry Jones
Athletic Trainer	Mallori Crockett

TEAM INFORMATION

2014-15 Record	13-19
2014-15 SEC Record/Finish	2-14/14th
2014-15 H/A/N Record	10-9/1-8/2-2
Starters Returning/Lost	3/2
Letterwinners Returning/Lost	8/3
Newcomers	4

PROGRAM HISTORY

All-Time Record	698-539 (.564)/41 Seasons
SEC Record	145-270 (.349)
Overall Home Record	345-166 (.675)
Foster Auditorium Record	69-40 (.633)
Coleman Coliseum Record	276-126 (.687)
First Season	1974-75
SEC Tournament Record	25-36 (.409)
NCAA Appearances	10 (1984, 88, 92, 93, 94, 95, 96, 97, 98, 99)
NCAA Record	16-10 (.615)
WNIT Appearances	4 (2000, 01, 02, 11)
WNIT Record	5-4 (.556)

ATHLETICS COMMUNICATIONS

Basketball Contact	Jessica Paré
Office	205-348-6084
Cell	205-394-5985
E-mail	jpare@ia.ua.edu
Fax	205-348-8841
Website	www.RollTide.com
Mailing Address	1201 Coliseum Drive Room 170 Tuscaloosa, AL 35487

ALL ABOUT THAT PACE

It doesn't take long to pick up on the importance of the word "pace" with this season's squad. It is one thing that head coach Kristy Curry preaches, and it has certainly paid dividends. Through 19 games, Alabama has forced 399 turnovers, nearly half of those (198) coming from steals and is outrebounding its opponents, 761-732. The Tide has also shot the ball over 40 times more than its opponents, making 41.3 percent of its attempts. Curry attributes a lot of the improvement to strength and conditioning coach Terry Jones. Although a veteran coach with over 28 years of experience at Alabama, Jones joined the women's basketball team in the spring of 2015 and has made an immediate impact on the squad.

YOUTH LEADS TIDE IN NUMBERS

Throughout the 2014-15, Alabama was led statistically by its youth, and that trend is continuing this season. After 19 games, the Tide's freshmen and sophomores have accounted for 1,014 of its 1,350 points (75.1 percent), 460 of its 761 rebounds (60.4 percent), 158 of its 229 assists (69.0 percent), 65 of its 101 blocks (64.3 percent) and 150 of its 198 steals (75.8 percent).

GRIT AND GRATITUDE

One of the team's mottos for this season that you will hear head coach Kristy Curry talk a lot about is grit and gratitude. At the beginning of the season she said, "We talk a lot about grit, and we talk a lot about gratitude. We want to be the grittiest and the most thankful in everything that we do, on and off the floor. If we can do those two things the scoreboard will take care of itself."

THE HARD HAT

Over the summer, the team read Jon Gordon's book titled *The Hard Hat*, which is the true story of George Boiardi, a selfless, loyal, joyful, hard-working, competitive and compassionate leader and teammate and the impact he had on his team and program. Head coach Kristy Curry had a white hard hat with the script crimson A put on it before the season, and each week, the team votes on its hard hat winner for that respective week. The last winner was senior Nikki Hegstetter.

FORZA TIDE

The Alabama women's basketball team embarked on a 10-day tour of Italy in August, visiting Rome, Florence, Venice and Como. Not only did the Crimson Tide come home with a wealth of knowledge about the country and its history, but it also gained valuable on-court time, playing three games against three different teams of varying levels. Sophomore Hannah Cook averaged 17.0 points per game to lead the UA offense largely in part to going 13-for-21 from three-point range. Junior Breanna Hayden was solid all-around for the Tide as she finished with an average of 9.3 points per game, a team-best 6.3 rebounds and 2.7 assists per contest.

HEGSTETTER NAMED CANDIDATE FOR SENIOR CLASS AWARD

Senior forward Nikki Hegstetter was selected as one of the 30 NCAA Division I women's basketball student-athletes in the running for the 2016 Senior CLASS Award. To be eligible for the award, a student-athlete must be classified as an NCAA Division I senior and have notable achievements in four areas of excellence: community, classroom, character and competition. The 30 candidates will be narrowed down to 10 finalists in February, and those 10 will be placed on the official ballot. Ballots will be distributed through a nationwide voting system to media, coaches and fans, who will select one male candidate and one female candidate who best exemplify excellence in the four Cs of community, classroom, character and competition.

HEGSTETTER NAMED ALLSTATE WBCA GOOD WORKS NOMINEE FOR THIRD CONSECUTIVE SEASON

Senior forward Nikki Hegstetter was named a nominee for the 2016 Allstate WBCA Good Works Teams, marking the third time she has been recognized. The award recognizes a select group of college basketball student-athletes who have made significant contributions to the greater good of their communities through volunteerism and civic service. Hegstetter continues to be involved in several aspects of the community, including Habitat for Humanity, The Miracle League of Tuscaloosa and Alabama women's basketball's Fifth Grade Fastbreak program. She has also spent time volunteering at local high school basketball camps, elementary schools, the DCH Manderson Cancer Center and Capstone Village Retirement Community.

SPECIALTY STATS

Opponent	Pts off				
	Paint	T/O	2ndCh	FastB	Bench
ALABAMA	50	35	21	20	35
Alabama A&M	22	8	12	0	19
ALABAMA	44	32	7	20	31
Appalachian State	20	10	20	6	26
ALABAMA	46	38	16	27	37
Miss. Valley State	10	5	6	0	6
ALABAMA	36	14	10	14	16
Georgia State	28	9	8	5	35
ALABAMA vs.	18	18	7	9	15
Middle Tennessee	16	16	12	0	15
ALABAMA vs.	42	14	6	10	20
Utah Valley	28	13	13	2	22
ALABAMA at	34	15	4	8	23
UT Martin	22	23	6	2	2
ALABAMA	48	29	15	10	38
Alcorn State	30	15	12	6	20
ALABAMA	28	23	11	10	19
Georgetown	28	30	6	16	13
ALABAMA	28	19	15	6	26
North Florida	10	9	14	0	13
ALABAMA at	30	12	14	4	18
Georgia Tech	18	20	6	16	40
ALABAMA	46	10	10	13	28
Grambling State	20	8	0	2	18
ALABAMA	20	31	16	4	14
Lipscomb	6	7	5	0	13
ALABAMA	20	24	16	4	16
LSU	20	6	16	4	12
ALABAMA	10	13	2	0	8
at Kentucky	30	10	18	4	10
ALABAMA	24	11	10	2	15
Vanderbilt	6	20	7	2	19
ALABAMA	18	12	13	4	17
at Auburn	30	14	17	8	6
ALABAMA	26	20	7	8	14
Georgia	8	8	5	4	0
ALABAMA	36	29	3	8	16
at Florida	46	33	16	10	38
ALABAMA					
at Vanderbilt					
ALABAMA					
Texas A&M					
ALABAMA					
at Tennessee					
ALABAMA					
Ole Miss					
ALABAMA					
Auburn					
ALABAMA					
at Missouri					
ALABAMA					
at Arkansas					
ALABAMA					
South Carolina					
ALABAMA					
Tennessee					
ALABAMA					
at Mississippi State					
ALABAMA Totals	604	399	203	181	406
Average/Game	31.8	21.0	10.7	9.5	21.4
Opponent Totals	398	264	199	86	327
Average/Game	20.9	13.9	10.5	4.5	17.2

HEGSTETTER HONORED BY CULVERHOUSE COLLEGE OF COMMERCE

Forward Nikki Hegstetter earned a pair of prestigious awards from Alabama's Culverhouse College of Commerce as part of the University's Honors Day celebration. Hegstetter was named the Austin Scholar for Outstanding Senior in the Culverhouse College of Commerce, which is presented annually to the outstanding undergraduate student in the Culverhouse College of Commerce and Business Administration, as selected by the entire college faculty. In addition, she received the James Larry Carmichael Department of Marketing Outstanding Student Service Award, which is given to the student with the most distinguished reputation for service to the entire University community.

FANS EXCITED ABOUT WOMEN'S BASKETBALL

Season ticket sales have increased over 50 percent since Kristy Curry took over at the Capstone. Each season a new attendance record has been set, with the most recent coming on Sunday, Jan. 17, when 3,732 were on hand for the Crimson Tide's win over Georgia. That number also ranks 13th among all Alabama women's basketball attendance figures, which includes games at Coleman Coliseum. Alabama's average attendance has continued to grow and is up an average of 1,467 per game since Curry's arrival (1,145 in 2012-13; 1,992 in 2013-14; 2,550 in 2014-15; 2,612 in 2015-16).

ALABAMA INKS THREE DURING EARLY SIGNING PERIOD

The Alabama women's basketball team added three of the top prospects in the 2016 class with the signing of Cierra Johnson, Ashley Knight and Jordan Lewis.

"All three of these young ladies bring a style of play that is fun to watch, and all three are truly committed to making an immediate impact in our process," said Curry. "This class compliments our current roster and will compete on a daily basis to impact our program both on and off the court in a major way as freshmen."

What they're saying about the Tide's signing class:

"Since arriving in Tuscaloosa, Coach Kristy Curry and her staff have continuously landed the pieces needed to compete in the SEC. The Class of 2016 is no different. In Cierra Johnson, Ashley Knight and Jordan Lewis, Curry will welcome three players capable of providing quality minutes early in their careers."


-Brandon Clay, Peach State Basketball

"Alabama Head Coach Kristy Curry continues her outstanding recruiting for the 2016 class after her stellar five player class in 2015. The incoming three players include two of the top 100 national prospects in Blue Star Report. Leading the way is No. 55 5-8 PG Cierra Johnson from Blount High School (AL), No. 65 5-8 G Jordan Lewis from Lake Highland Prep (FL) and No. 108 6-5 C Ashley Johnson from LBJ (TX). All three players will make an impact at Alabama as Coach Curry's class is ranked No. 3 in the Southeast Conference by Blue Star."

-Kevin Lynch, Blue Star Report

"Alabama Coach Kristy Curry signed three kids that make her team better. All three should be contributors right away. She will have the luxury to play Johnson and Lewis at the same time. Their backcourt will be potent. Knight gives them that true center that every team needs to establish an inside game."

-Brett McCormick, All-Star Girls Report



GRADUATES RECOGNIZED WITH SPECIAL PATCH

As a way to recognize graduates that are still competing in their respective sports, Alabama has added a graduation cap patch to uniforms. Seen here is Nikki Hegstetter's patch, which was put on her jersey in January. The concept debuted at the Cotton Bowl on Dec. 31, where 29 football graduates had graduation cap stickers on their helmets.

STARTING LINEUPS

OPPONENT	RESULT	POINT GUARD	GUARD	GUARD	FORWARD	FORWARD
Alabama A&M	W, 96-44	Karyla Middlebrook	Meoshonti Knight	Hannah Cook	Nikki Hegstetter	Quanetria Bolton
Appalachian State	W, 93-59	Karyla Middlebrook	Meoshonti Knight	Hannah Cook	Nikki Hegstetter	Quanetria Bolton
Mississippi Valley State	W, 98-35	Karyla Middlebrook	Meoshonti Knight	Hannah Cook	Nikki Hegstetter	Quanetria Bolton
Georgia State	W, 72-56	Karyla Middlebrook	Meoshonti Knight	Hannah Cook	Nikki Hegstetter	Quanetria Bolton
vs. Middle Tennessee	W, 64-46	Karyla Middlebrook	Meoshonti Knight	Hannah Cook	Nikki Hegstetter	Quanetria Bolton
vs. Utah Valley	W, 67-60	Karyla Middlebrook	Meoshonti Knight	Hannah Cook	Nikki Hegstetter	Quanetria Bolton
at UT Martin	L, 65-83	Karyla Middlebrook	Meoshonti Knight	Hannah Cook	Nikki Hegstetter	Quanetria Bolton
Alcorn State	W, 97-50	Karyla Middlebrook	Meoshonti Knight	Hannah Cook	Nikki Hegstetter	Quanetria Bolton
Georgetown	W, 78-66	Karyla Middlebrook	Meoshonti Knight	Hannah Cook	Nikki Hegstetter	Quanetria Bolton
North Florida	W, 69-47	Karyla Middlebrook	Meoshonti Knight	Hannah Cook	Nikki Hegstetter	Quanetria Bolton
at Georgia Tech	L, 58-70	Karyla Middlebrook	Meoshonti Knight	Hannah Cook	Nikki Hegstetter	Quanetria Bolton
Grambling State	W, 72-57	Karyla Middlebrook	Meoshonti Knight	Hannah Cook	Nikki Hegstetter	Quanetria Bolton
Lipscomb	W, 68-49	Karyla Middlebrook	Meoshonti Knight	Hannah Cook	Nikki Hegstetter	Quanetria Bolton
LSU	W, 62-45	Karyla Middlebrook	Meoshonti Knight	Hannah Cook	Nikki Hegstetter	Quanetria Bolton
at Kentucky	L, 48-73	Karyla Middlebrook	Meoshonti Knight	Hannah Cook	Nikki Hegstetter	Quanetria Bolton
Vanderbilt	L, 48-54	Karyla Middlebrook	Meoshonti Knight	Hannah Cook	Breanna Hayden	Nikki Hegstetter
at Auburn	L, 59-72	Karyla Middlebrook	Meoshonti Knight	Hannah Cook	Breanna Hayden	Nikki Hegstetter
Georgia	W, 64-50	Karyla Middlebrook	Meoshonti Knight	Hannah Cook	Nikki Hegstetter	Quanetria Bolton
at Florida	L, 72-80	Karyla Middlebrook	Meoshonti Knight	Hannah Cook	Nikki Hegstetter	Quanetria Bolton
at Vanderbilt						
Texas A&M						
at Tennessee						
Ole Miss						
Auburn						
at Missouri						
at Arkansas						
South Carolina						
Tennessee						
at Mississippi State						

ALABAMA RECORD WHEN ...

At home	11-1	Less FT att. than opp.	2-3
At Foster Auditorium	9-1	Same FT att. as opp.	
At Coleman Coliseum	2-0	40% or better on 3PT	2-0
On the road	0-5	Less than 40% on 3PT	11-6
At neutral sites	2-0		
In SEC games	2-4	More turnovers than opp.	3-3
SEC home games	2-1	Less turnovers than opp.	10-3
SEC road games	0-3	Same turnovers as opp.	
In non-conference games	11-2		
In overtime		Scoring 80 or more points	4-0
		Scoring 70-79 points	3-1
In games decided by ...		Scoring 60-69 points	6-1
5 points or less		Scoring 50-59 points	0-2
6-10 points	1-2	Scoring less than 50 points	0-2
11 points or more	12-4		
Leading at the half	13-1	Allowing 80 or more points	0-2
Trailing at the half	0-5	Allowing 70-79 points	0-3
Tied at the half		Allowing 60-69 points	2-0
		Allowing 50-59 points	4-1
		Allowing less than 50 points	7-0
Shooting 40% or better	8-2		
Shooting less than 40%	5-4	On Sunday	5-1
Opp. better than 40%	1-4	On Monday	3-0
Opp. 40% or less	12-2	On Tuesday	1-0
Shooting better than opp.	13-1	On Wednesday	0-1
Shooting worse than opp.	0-5	On Thursday	0-3
		On Friday	2-1
Outrebounding opp.	8-1	On Saturday	2-0
Opp. outrebounds UA	3-5		
Rebounds are tied	2-0	In November	6-0
		In December	5-2
70% or better on FT	11-1	In January	2-4
70% or less on FT	2-5	In February	
More FT att. than opp.	11-3	In March	

PLAYER GAME-BY-GAME (POINTS - REBOUNDS - ASSISTS)

OPPONENT	1 BOLTON	2 MAGEE	3 CARTER	5 HAYDEN	11 COOK	12 FOY	13 HEGSTETTER	15 KNIGHT	21 BERRY	22 MIDDLEBROOK	23 WADE	35 MARTINEZ
Alabama A&M	19-10-0	INJ	13-3-2	DNP	14-6-1	10-2-1	3-8-1	10-2-1	2-0-0	15-6-6	10-8-0	0-3-0
Appalachian State	2-3-2	INJ	5-5-0	13-5-1	15-9-1	3-0-0	17-5-2	20-8-3	0-0-0	8-2-3	8-1-1	2-2-0
Mississippi Valley State	21-2-0	INJ	11-4-1	7-3-1	10-7-1	6-0-0	5-8-0	13-3-4	0-0-0	12-5-3	9-3-1	4-4-1
Georgia State	12-5-1	3-4-0	2-0-0	0-1-0	5-4-5	DNP	14-9-1	13-4-4	DNP	12-7-3	3-8-1	8-2-0
vs. Middle Tennessee	8-2-0	3-3-0	0-0-0	4-3-2	15-15-0	0-0-0	10-6-2	7-3-5	0-0-0	9-4-1	8-4-0	0-2-0
vs. Utah Valley	2-4-0	0-0-0	0-0-0	20-4-2	9-10-0	DNP	8-6-1	16-6-1	DNP	12-2-2	0-2-1	0-0-0
at UT Martin	6-1-1	9-1-1	0-1-0	6-2-7	21-8-0	2-0-0	6-5-0	3-4-2	DNP	6-3-2	4-3-1	2-2-0
Alcorn State	14-10-1	3-2-0	DNP	10-5-3	14-0-0	14-3-0	13-5-1	6-1-1	0-0-0	12-6-5	6-8-5	5-3-1
Georgetown	13-12-0	0-2-0	DNP	11-6-1	22-4-1	0-0-0	8-6-2	4-3-4	DNP	12-2-5	8-3-2	0-0-0
North Florida	5-2-0	5-1-1	0-2-0	10-2-2	17-5-1	0-0-2	5-13-4	10-10-0	0-0-0	6-2-5	9-3-0	2-1-0
at Georgia Tech	8-4-2	8-1-0	DNP	3-3-1	11-2-1	4-2-0	7-10-0	14-8-2	DNP	0-6-4	3-6-1	0-0-0
Grambling State	14-4-0	5-2-1	0-0-0	15-6-4	3-4-1	0-1-0	17-10-3	6-6-5	DNP	4-3-2	6-3-2	2-0-0
Lipscomb	10-6-0	0-3-0	0-0-0	13-6-2	20-7-2	0-0-1	9-7-0	6-0-0	0-0-1	9-3-5	1-6-1	0-1-0
LSU	4-3-0	2-1-1	0-0-0	8-5-3	9-5-2	INJ	6-6-2	17-3-1	0-0-0	10-5-2	6-0-1	0-0-0
at Kentucky	6-5-0	0-0-1	4-1-0	3-2-1	10-4-1	DNP	5-8-2	7-2-1	DNP	12-4-2	0-1-0	1-1-0
Vanderbilt	9-1-0	0-1-0	0-1-0	10-8-2	7-3-0	DNP	3-7-1	4-3-1	DNP	9-2-3	6-3-2	DNP
at Auburn	8-1-0	0-0-0	0-0-0	3-3-5	19-10-0	DNP	4-5-0	9-0-1	DNP	7-2-4	9-3-1	DNP
Georgia	6-2-0	0-1-1	6-0-1	2-2-2	14-7-0	DNP	10-11-1	3-5-2	DNP	17-1-2	6-3-0	0-0-0
at Florida	11-1-0	0-0-0	1-0-0	2-4-5	16-4-1	DNP	3-3-0	23-3-2	DNP	3-4-0	13-1-1	0-0-0
at Vanderbilt												
Texas A&M												
at Tennessee												
Ole Miss												
Auburn												
at Missouri												
at Arkansas												
South Carolina												
Tennessee												
at Mississippi State												

POINT PRODUCTION

OPPONENT	BACK COURT	FRONT COURT	STARTERS	RESERVES	SENIORS	JUNIOR	SOPHOMORES	FRESHMEN
Alabama A&M	74	22	61	35	16	0	58	22
Appalachian State	72	21	62	31	22	13	47	11
Mississippi Valley State	68	30	61	37	16	7	60	15
Georgia State	38	34	56	16	16	0	50	6
vs. Middle Tennessee	46	18	49	15	10	4	39	11
vs. Utah Valley	57	10	47	20	8	20	39	0
at UT Martin	51	14	42	23	6	6	38	15
Alcorn State	65	32	59	38	13	10	51	23
Georgetown	57	21	59	19	8	11	51	8
North Florida	57	12	43	26	5	10	40	14
at Georgia Tech	43	15	40	18	7	3	33	15
Grambling State	39	33	44	28	17	15	29	11
Lipscomb	49	19	54	14	9	13	45	1
LSU	52	10	46	16	6	8	40	8
at Kentucky	36	12	8	40	9	3	36	0
Vanderbilt	36	12	33	15	3	10	29	6
at Auburn	47	12	42	17	4	3	43	9
Georgia	48	16	50	14	16	2	40	6
at Florida	58	14	56	16	4	2	53	13
at Vanderbilt								
Texas A&M								
at Tennessee								
Ole Miss								
Auburn								
at Missouri								
at Arkansas								
South Carolina								
Tennessee								
at Mississippi State								
TOTALS	993	357	912	438	195	140	821	194

GAME-BY-GAME HIGHS

OPPONENT	RESULT	POINTS	REBOUNDS	ASSISTS	STEALS	BLOCKS
Alabama A&M	W, 96-44	19, Bolton	10, Bolton	6, Middlebrook	4, Carter	6, Martinez
Appalachian State	W, 93-59	20, Knight	9, Cook	3, Knight 3, Middlebrook	3, Cook 3, Wade	5, Martinez
Mississippi Valley State	W, 98-35	21, Bolton	8, Hegstetter	4, Knight	3, Foy	4, Martinez
Georgia State	W, 72-56	14, Hegstetter	9, Hegstetter	5, Cook	4, Middlebrook	2, Hegstetter
vs. Middle Tennessee	W, 64-46	15, Cook	15, Cook	5, Knight	3, Knight	1, Bolton 1, Hegstetter 1, Martinez
vs. Utah Valley	W, 67-60	20, Hayden	10, Cook	2, Hayden 2, Middlebrook	3, Middlebrook	4, Hegstetter
at UT Martin	L, 65-83	21, Cook	8, Cook	7, Hayden	2, Magee	2, Hegstetter
Alcorn State	W, 97-50	14, Bolton 14, Cook 14, Foy	10, Bolton	5, Middlebrook 5, Wade	5, Wade	4, Bolton
Georgetown	W, 78-66	22, Cook	12, Bolton	5, Middlebrook	2, Cook 2, Knight	1, Hegstetter
North Florida	W, 69-47	17, Cook	13, Hegstetter	5, Middlebrook	3, Cook 3, Hegstetter 3, Knight	1, Hayden 1, Hegstetter 1, Knight 1, Martinez
at Georgia Tech	L, 58-70	14, Knight	10, Hegstetter	4, Middlebrook	2, Foy 2, Hegstetter 2, Middlebrook	1, Bolton 1, Cook 1, Hegstetter 1, Knight 1, Middlebrook
Grambling State	W, 72-57	17, Hegstetter	10, Hegstetter	5, Knight	2, Hegstetter 2, Wade	2, Hayden 2, Hegstetter 2, Knight
Lipscomb	W, 68-49	20, Cook	7, Cook 7, Hegstetter	5, Middlebrook	3, Cook 3, Middlebrook	1, Bolton 1, Hegstetter
LSU	W, 62-45	17, Knight	6, Hegstetter	3, Hayden	6, Knight	1, Hegstetter
at Kentucky	L, 48-73	12, Middlebrook	8, Hegstetter	2, Hegstetter 2, Middlebrook	3, Knight	2, Bolton
Vanderbilt	L, 48-54	10, Hayden	8, Hayden	3, Middlebrook	3, Knight	2, Hegstetter
at Auburn	L, 59-72	19, Cook	10, Cook	5, Hayden	3, Wade	1, Bolton 1, Hegstetter 1, Wade
Georgia	W, 64-50	17, Middlebrook	11, Hegstetter	2, Hayden 2, Knight 2, Middlebrook	3, Hegstetter	3, Bolton
at Florida	L, 72-80	23, Knight	4, Cook 4, Hayden 4, Middlebrook	5, Hayden	6, Knight	1, Bolton 1, Middlebrook
at Vanderbilt						
Texas A&M						
at Tennessee						
Ole Miss						
Auburn						
at Missouri						
at Arkansas						
South Carolina						
Tennessee						
at Mississippi State						



1

6-0 • Sophomore

Forward

QUANETRIA BOLTON

Anniston, Ala. (Anniston HS)

CAREER HIGHS

Points	21 vs. Mississippi Valley State (11/22/15)
Rebounds	12 vs. Georgetown (12/12/15)
FG Made	9 vs. Mississippi Valley State (11/22/15)
FG Att.	14 vs. Alabama A&M (11/13/15)
3PT FG Made	2 - 5X, last at Auburn (1/14/16)
3PT FG Att.	5 - 2X, last at Georgia (1/4/15)
FT Made	6 vs. New Orleans (12/21/14)
FT Att.	8 vs. Alabama A&M (11/13/15)
Assists	3 vs. Kentucky (1/2/15)
Steals	4 at Florida (1/21/16)
Blocks	4 - 3X, last vs. Alcorn State (12/6/15)
Minutes	27 vs. Georgetown (12/12/15)

SEC HIGHS

Points	12 at Georgia (1/4/15)
Rebounds	5 - 3X, last at Kentucky (1/7/16)
FG Made	5 at Georgia (1/4/15)
FG Att.	12 at Georgia (1/4/15)
3PT FG Made	2 - 2X, last at Auburn (1/14/16)
3PT FG Att.	5 at Georgia (1/4/15)
FT Made	4 - 2X, last at Tennessee (2/19/15)
FT Att.	7 at Florida (1/21/16)
Assists	3 vs. Kentucky (1/2/15)
Steals	4 at Florida (1/21/16)
Blocks	4 at Texas A&M (2/16/15)
Minutes	25 at Texas A&M (2/16/15)

2015-16 SEASON HIGHS

Points	21 vs. Mississippi Valley State (11/22)
Rebounds	12 vs. Georgetown (12/12/15)
FG Made	9 vs. Mississippi Valley State (11/22)
FG Att.	14 vs. Alabama A&M (11/13)
3PT FG Made	2 - 3X, last at Auburn (1/14)
3PT FG Att.	3 - 2X, last vs. Vanderbilt (1/10)
FT Made	5 vs. Alabama A&M (11/13)
FT Att.	8 vs. Alabama A&M (11/13)
Assists	2 - 2X, last at Georgia Tech (12/18)
Steals	4 at Florida (1/21)
Blocks	4 - 2X, last vs. Alcorn State (12/6)
Minutes	27 vs. Georgetown (12/12)

2015-16 NOTES

Alabama A&M (11/13): In her first start recorded her first career double-double with 19 points and career-high tying 10 rebounds against the Bulldogs ... also had four blocks. **Appalachian State (11/16):** Found herself in foul trouble early and finished with two points, three rebounds and a pair of assists. **Mississippi Valley State (11/22):** Led the Tide offense with a career-high 21 points while also adding three blocks, two rebound and two steals. **Georgia State (11/24):** Finished with 12 points, five rebounds, one assist and one block in the win. **Middle Tennessee (11/27):** Had eight points, two rebounds, one block and one steal against the Blue Raiders. **Utah Valley (11/28):** Added four rebounds, two points and a block. **UT Martin (12/2):** Recorded six points, one rebound, one assist and one block. **Alcorn State (12/6):** Notched her second double-double with 14 points and 10 rebounds against the Braves ... also tied her career high in blocks with four and added an assist. **Georgetown (12/12):** Collected her third double-double with 13 points and a career-high 12 rebounds in the win. **Georgia Tech (12/18):** Had eight points, four rebounds, two assists, one block and one steal. **Grambling State (12/20):** Scored 14 points and added four rebounds and one block. **Lipscomb (12/28):** Recorded 10 points, six rebounds, two steals and a block in 15 minutes of action. **Kentucky (1/7):** Registered six points, five rebounds and two blocks. **Vanderbilt (1/10):** Finished with nine points, three rebounds and a steal in 16 minutes. **Georgia (1/17):** Returned to the starting lineup and had six points, two rebounds, two steals and three timely blocks in the win over the Lady Bulldogs. **Florida (1/21):** Collected a career-high four steals in addition to 11 points, one rebound and a block.

2015-16 GAME-BY-GAME STATS

OPPONENT	DATE	GS	MIN	FG	FBA	PCT	3FG	FBA	PCT	FT	FTA	PCT	OFF	DEF	TOT	AVG	PF	A	TO	BLK	STL	PTS	AVG
Alabama A&M	11/13	*	22	7	14	.500	0	1	.000	5	8	.625	6	4	10	10.0	1	0	1	4	0	19	19.0
App. State	11/16	*	11	1	6	.167	0	0	.000	0	0	.000	2	1	3	6.5	5	2	3	0	0	2	10.5
Miss. Valley St.	11/22	*	23	9	10	.900	2	2	1.000	1	4	.250	1	1	2	5.0	2	0	0	3	2	21	14.0
Georgia State	11/24	*	17	6	9	.667	0	0	.000	0	0	.000	2	3	5	5.0	4	1	0	1	0	12	13.5
Middle Tenn.	11/27	*	16	3	8	.375	0	0	.000	2	2	1.000	1	1	2	4.4	2	0	2	1	1	8	12.4
Utah Valley	11/28	*	13	1	5	.200	0	1	.000	0	0	.000	3	1	4	4.3	4	0	0	1	0	2	10.7
UT Martin	12/2	*	17	3	4	.750	0	0	.000	0	0	.000	0	1	1	3.9	2	1	0	1	0	6	10.0
Alcorn State	12/6	*	18	5	8	.625	2	2	1.000	2	2	1.000	3	7	10	4.6	0	1	0	4	0	14	10.5
Georgetown	12/12	*	27	6	10	.600	0	3	.000	1	2	.500	3	9	12	5.4	2	0	1	0	0	13	10.8
North Florida	12/14	*	13	1	4	.250	0	0	.000	3	4	.750	1	1	2	5.1	2	0	0	0	0	5	10.2
Georgia Tech	12/18	*	16	4	7	.571	0	1	.000	0	0	.000	2	2	4	5.0	3	2	2	1	1	8	10.0
Grambling St.	12/20	*	18	7	11	.636	0	1	.000	0	0	.000	3	1	4	4.9	2	0	1	1	0	14	10.3
Lipscomb	12/28	*	15	5	11	.455	0	0	.000	0	0	.000	3	3	6	5.0	1	0	4	1	2	10	10.3
LSU	1/3	*	18	2	5	.400	0	3	.000	0	0	.000	1	2	3	4.9	2	0	2	0	0	4	9.9
Kentucky	1/7	*	17	3	8	.375	0	3	.000	0	0	.000	1	4	5	4.9	4	0	1	2	0	6	9.6
Vanderbilt	1/10	*	16	4	8	.500	1	3	.333	0	0	.000	2	1	3	4.8	1	0	0	0	1	9	9.6
Auburn	1/14	*	18	2	6	.333	2	3	.667	2	2	1.000	0	1	1	4.5	1	0	1	1	0	8	9.5
Georgia	1/17	*	15	3	7	.429	0	3	.000	0	0	.000	1	1	2	4.4	4	0	2	3	2	6	9.3
Florida	1/21	*	22	4	9	.444	0	0	.000	3	7	.429	1	0	1	4.2	0	0	2	1	4	11	9.4

CAREER STATS

Year	GP	GS	Min	Avg	FG	FBA	Pct	3FG	3FBA	Pct	FT	FTA	Pct	Off	Def	Tot	Avg	PF	FO	A	TO	Blk	Stl	Pts	Avg
2014-15	29	0	427	14.7	55	149	.369	10	56	.179	27	41	.659	33	69	102	3.5	66	2	15	27	25	11	147	5.1
2015-16	19	17	332	17.5	76	150	.507	7	26	.269	19	31	.613	36	44	80	4.2	42	1	7	22	25	13	178	9.4
TOTAL	48	17	759	15.8	131	299	.438	17	82	.207	46	72	.639	69	113	182	3.8	108	3	22	49	50	24	325	6.8



2

6-0 • Freshman

Guard

TRISTA MAGEE

Ellisville, Miss. (Presbyterian Christian)

CAREER HIGHS

Points	9 at UT Martin (12/2/15)
Rebounds	4 vs. Georgia State (11/24/15)
FG Made	3 - 2X, last at Georgia Tech (12/18/15)
FG Att.	7 - 2X, last at Georgia Tech (12/18/15)
3PT FG Made	3 at UT Martin (12/2/15)
3PT FG Att.	5 - 2X, last at Georgia Tech (12/18/15)
FT Made	2 - 3X, last vs. LSU (1/3/16)
FT Att.	2 - 3X, last vs. LSU (1/3/16)
Assists	1 - 6X, last vs. Georgia (1/17/16)
Steals	2 - 3X, last at Auburn (1/14/16)
Blocks	
Minutes	23 vs. Alcorn State (12/6/15)

SEC HIGHS

Points	2 vs. LSU (1/3/16)
Rebounds	1 - 3X, last vs. Georgia (1/17/16)
FG Made	
FG Att.	3 - 2X, last at Auburn (1/14/16)
3PT FG Made	
3PT FG Att.	3 - 2X, last at Auburn (1/14/16)
FT Made	2 vs. LSU (1/3/16)
FT Att.	2 vs. LSU (1/3/16)
Assists	1 - 3X, last vs. Georgia (1/17/16)
Steals	2 at Auburn (1/14/16)
Blocks	
Minutes	13 - 2X, last at Auburn (1/14/16)

2015-16 SEASON HIGHS

Points	9 at UT Martin (12/2)
Rebounds	4 vs. Georgia State (11/24)
FG Made	3 - 2X, last at Georgia Tech (12/18)
FG Att.	7 - 2X, last at Georgia Tech (12/18)
3PT FG Made	3 at UT Martin (12/2)
3PT FG Att.	5 - 2X, last at Georgia Tech (12/18)
FT Made	2 - 3X, last vs. LSU (1/3)
FT Att.	2 - 3X, last vs. LSU (1/3)
Assists	1 - 6X, last vs. Georgia (1/17)
Steals	2 - 3X, last at Auburn (1/14)
Blocks	
Minutes	23 vs. Alcorn State (12/6)

2015-16 NOTES

Georgia State (11/24): Saw the first action of her collegiate career on Nov. 24 after being sidelined the first three games due to injury (shin splints) ... played 17 minutes against the Panthers and finished with three points, four rebounds and two steals. **Middle Tennessee (11/27):** Hit a three-pointer and added three rebounds and a steal in the win over the Blue Raiders. **UT Martin (12/2):** Scored a season-best nine points, all coming from three-point range, and added two steals, one rebound and an assist. **North Florida (12/14):** Had five points, one rebound and an assist in the win over the Ospreys. **Georgia Tech (12/18):** Scored eight points and added a rebound. **Grambling State (12/28):** Recorded five points, two rebounds and an assist. **LSU (1/3):** Had two points, one rebound and one assist in her SEC debut.

2015-16 GAME-BY-GAME STATS

OPPONENT	DATE	GS	MIN	FG	FGA	PCT	3FG	3FGA	PCT	FT	FTA	PCT	OFF	DEF	TOT	AVG	PF	A	TO	BLK	STL	PTS	AVG	
Alabama A&M	11/13					DNP - Injury																		
App. State	11/16					DNP - Injury																		
Miss. Valley St.	11/22					DNP - Injury																		
Georgia State	11/24	17	1	4	.250	1	3	.333	0	0	.000	1	3	4	4.0	1	0	1	0	2	3	3.0		
Middle Tenn.	11/27	14	1	2	.500	1	1	1.000	0	0	.000	1	2	3	3.5	1	0	0	0	1	3	3.0		
Utah Valley	11/28	10	0	3	.000	0	3	.000	0	0	.000	0	0	0	2.3	2	0	1	0	0	0	2.0		
UT Martin	12/2	21	3	7	.429	3	5	.600	0	0	.000	0	1	1	2.0	2	1	0	0	2	9	3.8		
Alcorn State	12/6	23	1	4	.250	1	4	.250	0	0	.000	0	2	2	2.0	1	0	1	0	0	3	3.6		
Georgetown	12/12	17	0	2	.000	0	2	.000	0	0	.000	1	1	2	2.0	2	0	2	0	0	0	3.0		
North Florida	12/14	22	1	3	.333	1	3	.333	2	2	1.000	0	1	1	1.9	2	1	0	0	0	5	3.3		
Georgia Tech	12/18	20	3	7	.429	2	5	.400	0	0	.000	0	1	1	1.8	2	0	2	0	0	8	3.9		
Grambling St.	12/20	19	1	2	.500	1	1	1.000	2	2	1.000	0	2	2	1.8	1	1	0	0	0	5	4.0		
Lipscomb	12/28	17	0	1	.000	0	1	.000	0	0	.000	0	3	3	1.9	2	0	0	0	0	0	3.6		
LSU	1/3	8	0	3	.000	0	3	.000	2	2	1.000	1	0	1	1.8	1	1	0	0	0	2	3.5		
Kentucky	1/7	13	0	2	.000	0	1	.000	0	0	.000	0	0	0	1.7	0	1	0	0	0	0	3.2		
Vanderbilt	1/10	4	0	2	.000	0	2	.000	0	0	.000	0	1	1	1.6	0	0	0	0	0	0	2.9		
Auburn	1/14	13	0	3	.000	0	3	.000	0	0	.000	0	0	0	1.5	2	0	1	0	0	2	2.7		
Georgia	1/17	6	0	1	.000	0	1	.000	0	0	.000	0	1	1	1.5	0	1	0	0	0	0	2.5		
Florida	1/21	4	0	0	.000	0	0	.000	0	0	.000	0	0	0	1.4	0	0	0	0	0	1	2.4		

CAREER STATS

Year	GP	GS	Min	Avg	FG	FGA	Pct	3FG	3FGA	Pct	FT	FTA	Pct	Off	Def	Tot	Avg	PF	FO	A	TO	Blk	Stl	Pts	Avg
2015-16	16	0	228	14.3	11	46	.239	10	38	.263	6	6	1.000	4	18	22	1.4	19	0	6	8	0	8	38	2.4



3

6-1 • Senior

Guard

KHADIJAH CARTER

Goodrich, Texas (Jacksonville College)

CAREER HIGHS

Points	15 vs. Wisconsin (11/21/13)
Rebounds	8 - 2X, last vs. Houston (12/8/13)
FG Made	6 vs. Wisconsin (11/21/13)
FG Att.	10 vs. Wisconsin (11/21/13)
3PT FG Made	3 - 2X, last vs. Wisconsin (11/21/13)
3PT FG Att.	6 - 2X, last vs. Miss. Valley St. (11/22/15)
FT Made	5 vs. Mississippi Valley State (11/22/15)
FT Att.	6 vs. Jacksonville (12/17/13)
Assists	3 vs. Cal State Fullerton (11/30/13)
Steals	4 vs. Alabama A&M (11/13/15)
Blocks	3 - 4X, last vs. Alabama A&M (11/13/15)
Minutes	35 vs. Houston (12/8/13)

SEC HIGHS

Points	8 - 2X, last vs. Auburn (1/22/15)
Rebounds	5 vs. Georgia (1/26/14)
FG Made	3 - 2X, last vs. Auburn (1/22/15)
FG Att.	6 - 3X, last vs. Auburn (1/22/15)
3PT FG Made	1 - 4X, last vs. Vanderbilt (1/25/15)
3PT FG Att.	4 at Texas A&M (1/5/14)
FT Made	4 - 2X, last vs. Georgia (1/17/16)
FT Att.	4 - 2X, last vs. Georgia (1/17/16)
Assists	2 vs. Georgia (1/26/14)
Steals	2 - 5X, last vs. Georgia (1/17/16)
Blocks	3 vs. Kentucky (1/2/14)
Minutes	28 - 2X, last at South Carolina (1/19/14)

2015-16 SEASON HIGHS

Points	13 vs. Alabama A&M (11/13)
Rebounds	5 vs. Appalachian State (11/16)
FG Made	4 vs. Alabama A&M (11/13)
FG Att.	8 vs. Alabama A&M (11/13)
3PT FG Made	2 vs. Mississippi Valley State (11/22)
3PT FG Att.	6 vs. Mississippi Valley State (11/22)
FT Made	5 vs. Mississippi Valley State (11/22)
FT Att.	5 vs. Mississippi Valley State (11/22)
Assists	2 vs. Alabama A&M (11/13)
Steals	4 vs. Alabama A&M (11/13)
Blocks	3 vs. Alabama A&M (11/13)
Minutes	21 vs. Alabama A&M (11/13)

2015-16 NOTES

Alabama A&M (11/13): Scored 13 points and added a career-high four steals, career-high tying three blocks and two assists in 21 minutes off the bench in the season opener. **Appalachian State (11/16):** Had five points and five rebounds in 15 minutes of reserve action. **Mississippi Valley State (11/22):** Recorded her second double-digit scoring game of the season finishing with 11 points while adding four rebounds, two blocks, two steals and an assist ... went 5-for-5 from the line to improve her season count to a perfect 11-for-11. **Georgia State (11/24):** Had two points in eight minutes vs. the Panthers. **Kentucky (1/7):** Added four points and a rebound. **Georgia (1/17):** Went 4-for-4 from the free throw line, finishing with six points, two steals and an assist in the win.

2015-16 GAME-BY-GAME STATS

OPPONENT	DATE	GS	MIN	FG	FGA	PCT	3FG	FGA	PCT	FT	FTA	PCT	OFF	DEF	TOT	AVG	PF	A	TO	BLK	STL	PTS	AVG
Alabama A&M	11/13	21	4	8	.500	1	5	.200	4	4	1.000	0	3	3	3.0	0	2	2	3	4	13	13.0	
App. State	11/16	15	1	5	.200	1	3	.333	2	2	1.000	0	5	5	4.0	1	0	0	0	0	5	9.0	
Miss. Valley St.	11/22	18	2	7	.286	2	6	.333	5	5	1.000	1	3	4	4.0	1	1	0	2	2	11	9.7	
Georgia State	11/24	8	1	4	.250	0	3	.000	0	0	.000	0	0	0	3.0	2	0	0	0	0	2	7.8	
Middle Tenn.	11/27	5	0	0	.000	0	0	.000	0	0	.000	0	0	0	2.4	1	0	1	0	0	0	6.2	
Utah Valley	11/28	4	0	0	.000	0	0	.000	0	0	.000	0	0	0	2.0	0	0	0	0	0	0	5.2	
UT Martin	12/2	3	0	1	.000	0	1	.000	0	0	.000	0	1	1	1.9	0	0	0	0	0	0	4.4	
Alcorn State	12/6																						
Georgetown	12/12																						
North Florida	12/14	5	0	1	.000	0	1	.000	0	0	.000	1	1	2	1.9	0	0	0	0	0	0	3.9	
Georgia Tech	12/18																						
Grambling St.	12/20	5	0	0	.000	0	0	.000	0	0	.000	0	0	0	1.7	1	0	0	1	0	0	3.4	
Lipscomb	12/28	1	0	0	.000	0	0	.000	0	0	.000	0	0	0	1.5	0	0	0	0	0	0	3.1	
LSU	1/3	1	0	0	.000	0	0	.000	0	0	.000	0	0	0	1.4	0	0	0	0	0	0	2.8	
Kentucky	1/7	11	2	5	.400	0	2	.000	0	0	.000	0	1	1	1.3	0	0	1	0	0	4	2.9	
Vanderbilt	1/10	1	0	0	.000	0	0	.000	0	0	.000	0	1	1	1.3	0	0	0	0	0	0	2.7	
Auburn	1/14	1	0	1	.000	0	1	.000	0	0	.000	0	0	0	1.2	0	0	0	0	0	0	2.5	
Georgia	1/17	6	1	2	.500	0	1	.000	4	4	1.000	0	0	0	1.1	1	1	0	0	2	6	2.7	
Florida	1/21	10	0	1	.000	0	1	.000	1	2	.500	0	0	0	1.1	0	0	1	0	0	1	2.6	

CAREER STATS

Year	GP	GS	Min	Avg	FG	FGA	Pct	3FG	3FGA	Pct	FT	FTA	Pct	Off	Def	Tot	Avg	PF	FO	A	TO	Blk	Stl	Pts	Avg
2013-14	30	19	548	18.3	39	117	.333	20	74	.270	19	27	.704	20	70	90	3.0	40	0	17	25	19	21	117	3.9
2014-15	20	0	104	5.2	9	32	.281	2	19	.105	4	9	.444	4	15	19	1.0	5	0	0	11	2	7	24	1.2
2015-16	16	0	115	7.2	11	35	.314	4	24	.167	16	17	.941	2	15	17	1.1	7	0	4	5	6	8	42	2.6
TOTAL	66	19	767	11.6	59	184	.321	26	117	.222	39	53	.736	26	100	126	1.9	52	0	21	41	27	36	183	2.8



5

5-9 • Junior

Guard

BREANNA HAYDEN

Dallas, Texas (Baylor)

CAREER HIGHS

Points	20 vs. Utah Valley (11/28/15)
Rebounds	8 vs. Vanderbilt (1/10/16)
FG Made	8 vs. Utah Valley (11/28/15)
FG Att.	13 vs. Mercer (12/14/14)
3PT FG Made	1 - 5X, last at Kentucky (1/7/16)
3PT FG Att.	3 - 2X, last vs. Arkansas-Pine Bluff (12/16/14)
FT Made	7 vs. Appalachian State (11/16/15)
FT Att.	8 - 2X, last vs. Appalachian State (11/16/15)
Assists	7 at UT Martin (12/2/15)
Steals	4 at Ole Miss (1/11/15)
Blocks	2 - 2X, last vs. Grambling State (12/20/15)
Minutes	32 vs. Vanderbilt (3/4/15)

SEC HIGHS

Points	16 at Ole Miss (1/11/15)
Rebounds	8 vs. Vanderbilt (1/10/16)
FG Made	7 at Ole Miss (1/11/15)
FG Att.	10 - 2X, last vs. Vanderbilt (1/10/16)
3PT FG Made	1 - 2X, last at Kentucky (1/7/16)
3PT FG Att.	1 - 8X, last vs. Georgia (1/17/16)
FT Made	3 at Miss. State (1/18/15)
FT Att.	4 - 2X, last at Miss. State (1/18/15)
Assists	5 - 3X, last at Florida (1/21/16)
Steals	4 at Ole Miss (1/11/15)
Blocks	1 vs. Kentucky (1/2/15)
Minutes	32 vs. Vanderbilt (3/4/15)

2015-16 SEASON HIGHS

Points	20 vs. Utah Valley (11/28)
Rebounds	8 vs. Vanderbilt (1/10)
FG Made	8 vs. Utah Valley (11/28)
FG Att.	12 vs. Grambling State (12/20)
3PT FG Made	1 - 4X, last at Kentucky (1/7)
3PT FG Att.	2 - 3X, last vs. Lipscomb (12/28)
FT Made	7 vs. Appalachian State (11/16)
FT Att.	8 vs. Appalachian State (11/16)
Assists	7 at UT Martin (12/2)
Steals	3 vs. Alcorn State (12/6)
Blocks	2 - 2X, last vs. Grambling State (12/20)
Minutes	31 vs. Grambling State (12/20)

2015-16 NOTES

Appalachian State (11/16): Added 13 points, five rebounds, one assist and one steal in the win over the Mountaineers. **Mississippi Valley State (11/22):** Had seven points, three rebounds, one assist and one steal in 21 minutes of action off the bench. **Georgia State (11/24):** Collected one rebound in three minutes against the Panthers. **Middle Tennessee (11/27):** Recorded four points, three rebounds and two assists for the Tide against the Blue Raiders. **Utah Valley (11/28):** Scored a career-high 20 points, shooting 8-for-10 from the field and 4-for-4 from the free throw line. **UT Martin (12/2):** Dished out a career-high seven assists and added six points, two rebounds and a pair of blocks in 23 minutes off the bench. **Alcorn State (12/6):** Contributed 10 points, five rebounds, three assists, three steals and a block in 17 minutes. **Georgetown (12/12):** Added 11 points, six rebounds, one assist and one steal in the win over the Hoyas. **North Florida (12/14):** Had 10 points, two rebounds, two assists and a block. **Grambling State (12/20):** Recorded 15 points, six rebounds, four assists, two blocks and a steal in the win. **Lipscomb (12/28):** Chipped in 13 point, six rebounds and two assists. **LSU (1/3):** Netted eight points, five rebounds, three assists and a steal. **Vanderbilt (1/10):** In her first start of the season, finished with a team-high 10 points and a career-best eight rebounds while adding two assists and two steals. **Auburn (1/14):** Tied her SEC game high with five assists.

2015-16 GAME-BY-GAME STATS

OPPONENT	DATE	GS	MIN	FG	FGA	PCT	3FG	FGA	PCT	FT	FTA	PCT	OFF	DEF	TOT	AVG	PF	A	TO	BLK	STL	PTS	AVG
Alabama A&M	11/13			DNP-Coach's Decision																			
App. State	11/16	18	3	7	.429	0	0	.000	7	8	.875	2	3	5	5.0	1	1	0	0	1	13	13.0	
Miss. Valley St.	11/22	21	2	5	.400	0	1	.000	3	4	.750	1	2	3	4.0	2	1	0	0	1	7	10.0	
Georgia State	11/24	3	0	1	.000	0	0	.000	0	2	.000	1	0	1	3.0	0	0	0	0	0	0	6.7	
Middle Tenn.	11/27	22	1	6	.167	0	1	.000	2	2	1.000	1	2	3	3.0	2	2	5	0	0	4	6.0	
Utah Valley	11/28	22	8	10	.800	0	1	.000	4	4	1.000	0	4	4	3.2	1	2	1	0	0	20	8.8	
UT Martin	12/2	23	3	9	.333	0	2	.000	0	0	.000	0	2	2	3.0	4	7	2	2	0	6	8.3	
Alcorn State	12/6	17	5	9	.556	0	0	.000	0	0	.000	1	4	5	3.3	0	3	3	1	3	10	8.6	
Georgetown	12/12	25	2	6	.333	1	1	1.000	6	6	1.000	2	4	6	3.6	2	1	2	0	1	11	8.9	
North Florida	12/14	22	4	8	.500	0	1	.000	2	4	.500	0	2	2	3.4	1	2	2	1	0	10	9.0	
Georgia Tech	12/18	18	1	4	.250	0	1	.000	1	2	.500	1	2	3	3.4	0	1	3	0	1	3	8.4	
Grambling St.	12/20	31	6	12	.500	1	2	.500	2	3	.667	1	5	6	3.6	0	4	1	2	1	15	9.0	
Lipscomb	12/28	25	5	9	.556	1	2	.500	2	2	1.000	1	5	6	3.8	0	2	2	0	0	13	9.3	
LSU	1/3	27	4	4	1.000	0	0	.000	0	2	.000	3	2	5	3.9	0	3	2	0	1	8	9.2	
Kentucky	1/7	25	1	8	.125	1	1	1.000	0	0	.000	1	1	2	3.8	3	1	3	0	0	3	8.8	
Vanderbilt	1/10	*	28	5	10	.500	0	1	.000	0	0	.000	4	4	8	4.1	4	2	4	0	2	10	8.9
Auburn	1/14	*	28	1	4	.250	0	1	.000	1	2	.500	1	2	3	4.0	2	5	3	0	1	3	8.5
Georgia	1/17	17	0	4	.000	0	1	.000	2	2	1.000	0	2	2	3.9	3	2	2	0	0	2	8.1	
Florida	1/21	27	1	3	.333	0	1	.000	0	0	.000	0	4	4	3.9	1	5	3	0	0	2	7.8	

CAREER STATS

Year	GP	GS	Min	Avg	FG	FGA	Pct	3FG	3FGA	Pct	FT	FTA	Pct	Off	Def	Tot	Avg	PF	FO	A	TO	Blk	Stl	Pts	Avg
2014-15	18	1	376	20.9	29	93	.312	1	18	.056	26	39	.667	15	40	55	3.1	30	0	34	42	1	26	85	4.7
2015-16	18	2	399	22.2	52	119	.437	4	17	.235	32	43	.744	20	50	70	3.9	26	0	44	38	6	12	140	7.8
TOTAL	36	3	775	21.5	81	212	.382	5	35	.143	58	82	.707	35	90	125	3.5	56	0	78	80	7	38	225	6.3



11

6-0 • Sophomore

Guard

HANNAH COOK

Ozark, Mo. (Ozark HS)

CAREER HIGHS

Points	24 at Auburn (3/1/15)
Rebounds	15 vs. Middle Tennessee (11/27/15)
FG Made	8 at UT Martin (12/2/15)
FG Att.	19 vs. Duke (11/16/14)
3PT FG Made	6 vs. Georgetown (12/12/15)
3PT FG Att.	13 vs. Alabama A&M (11/13/15)
FT Made	6 vs. Lipscomb (12/28/15)
FT Att.	8 vs. Georgetown (11/22/14)
Assists	5 - 2X, last vs. Georgia State (11/24/15)
Steals	4 vs. Alcorn State (12/6/15)
Blocks	1 - 9X, last at Georgia Tech (12/18/15)
Minutes	37 - 2X, last vs. Georgia (1/17/16)

SEC HIGHS

Points	24 at Auburn (3/1/15)
Rebounds	10 at Auburn (1/14/16)
FG Made	7 at Auburn (3/1/15)
FG Att.	14 vs. Kentucky (1/2/15)
3PT FG Made	5 - 2X, last at Auburn (1/14/16)
3PT FG Att.	10 - 2X, last at Auburn (1/14/16)
FT Made	5 - 2X, last vs. Georgia (1/17/16)
FT Att.	6 - 3X, last at Florida (1/21/16)
Assists	2 - 2X, last vs. LSU (1/3/16)
Steals	3 - 3X, last at Florida (1/21/16)
Blocks	1 - 4X, last at Auburn (3/1/15)
Minutes	37 vs. Georgia (1/17/16)

2015-16 SEASON HIGHS

Points	22 vs. Georgetown (12/12)
Rebounds	15 vs. Middle Tennessee (11/27)
FG Made	8 at UT Martin (12/2)
FG Att.	16 vs. North Florida (12/14)
3PT FG Made	6 vs. Georgetown (12/12)
3PT FG Att.	13 vs. Alabama A&M (11/13)
FT Made	6 vs. Lipscomb (12/28)
FT Att.	7 vs. Lipscomb (12/28)
Assists	5 vs. Georgia State (11/24)
Steals	4 vs. Alcorn State (12/6)
Blocks	1 - 2X, last at Georgia Tech (12/18)
Minutes	37 vs. Georgia (1/17/16)

2015-16 AWARDS

- 2015 Nugget Classic Most Valuable Player

2015-16 NOTES

Alabama A&M (11/13): Added 14 points, six rebounds, two steals and an assist for the Crimson Tide. **Appalachian State (11/16):** Had 15 points, nine rebounds, three steals, one assist and one block against the Mountaineers. **Mississippi Valley State (11/22):** Collected 10 points, seven rebounds and an assist. **Georgia State (11/24):** Tied her career high with five assists and added five points, four rebounds and one steal in the win. **Middle Tennessee (11/27):** Recorded her first career double-double with 15 points and a career-best 15 rebounds in the victory over the Blue Raiders. **Utah Valley (11/28):** Just missed out on a double-double with nine points and 10 rebounds ... also added two steals in the win. **UT Martin (12/2):** Scored 21 points, 12 of which came from three-point range, and added eight rebounds. **Alcorn State (12/6):** Added 14 points and a career-high four steals in the win. **Georgetown (12/12):** Led Alabama with a season-high 22 points, four rebounds, two steals and one assist ... hit a career-best six three-pointers in the win. **North Florida (12/14):** Chipped in 17 points, five rebounds, one assist and three steals. **Georgia Tech (12/18):** Scored 11 points and added two rebounds, one assist and one block. **Lipscomb (12/28):** Notched her third 20-plus point performance of the season, while also adding a team-high seven rebounds, three steals and two assists. **LSU (1/3):** Had nine points, five rebounds, three steals and two assists in the win. **Kentucky (1/7):** Finished with 10 points, four rebounds, one assist and one steal. **Auburn (1/14):** Recorded her second double-double of the season with 19 points and 10 rebounds. **Georgia (1/17):** Netted 14 points and seven rebounds in the win over the Lady Bulldogs. **Florida (1/21):** Collected 16 points, four rebounds, one assist and three steals.

2015-16 GAME-BY-GAME STATS

OPPONENT	DATE	GS	MIN	FG	FGA	PCT	3FG	FGA	PCT	FT	FTA	PCT	OFF	DEF	TOT	AVG	PF	A	TO	BLK	STL	PTS	AVG
Alabama A&M	11/13	*	28	5	15	.333	4	13	.308	0	0	.000	2	4	6	6.0	3	1	1	0	2	14	14.0
App. State	11/16	*	25	6	13	.462	2	7	.286	1	3	.333	2	7	9	7.5	3	1	4	1	3	15	14.5
Miss. Valley St.	11/22	*	20	2	8	.250	1	5	.200	5	6	.833	0	7	7	7.3	1	1	0	0	0	10	13.0
Georgia State	11/24	*	25	2	7	.286	1	5	.200	0	0	.000	0	4	4	6.5	0	5	1	0	1	5	11.0
Middle Tenn.	11/27	*	27	5	8	.625	4	4	1.000	1	2	.500	3	12	15	8.2	1	0	4	0	1	15	11.8
Utah Valley	11/28	*	35	4	10	.400	0	4	.000	1	2	.500	3	7	10	8.5	2	0	5	0	2	9	11.3
UT Martin	12/2	*	32	8	13	.615	4	7	.571	1	2	.500	2	6	8	8.4	3	0	1	0	0	21	12.7
Alcorn State	12/6	*	24	4	14	.286	2	8	.250	4	4	1.000	0	0	0	7.4	2	0	4	0	4	14	12.9
Georgetown	12/12	*	32	7	12	.583	6	8	.750	2	2	1.000	0	4	4	7.0	4	1	4	0	2	22	13.9
North Florida	12/14	*	30	6	16	.375	3	9	.333	2	3	.667	0	5	5	6.8	4	1	1	0	3	17	14.2
Georgia Tech	12/18	*	25	2	8	.250	2	5	.400	5	5	1.000	0	2	2	6.4	0	1	1	1	0	11	13.9
Grambling St.	12/20	*	20	1	5	.200	1	2	.500	0	0	.000	2	2	4	6.2	3	1	2	0	0	3	13.0
Lipscomb	12/28	*	31	5	10	.500	4	8	.500	6	7	.857	4	3	7	6.2	1	2	2	0	3	20	13.5
LSU	1/3	*	26	3	12	.250	2	9	.222	1	2	.500	1	4	5	6.1	3	2	1	0	3	9	13.2
Kentucky	1/7	*	24	4	8	.500	2	4	.500	0	2	.000	0	4	4	6.0	3	1	1	0	1	10	13.0
Vanderbilt	1/10	*	31	2	4	.500	1	2	.500	2	2	1.000	1	2	3	5.8	4	0	2	0	1	7	12.6
Auburn	1/14	*	34	6	13	.462	5	10	.500	2	2	1.000	4	6	10	6.1	5	0	2	0	1	19	13.0
Georgia	1/17	*	37	4	9	.444	1	4	.250	5	6	.833	1	6	7	6.1	2	0	3	0	0	14	13.1
Florida	1/21	*	28	5	11	.455	3	7	.429	3	6	.500	0	4	4	6.0	3	1	4	0	3	16	13.2

CAREER STATS

Year	GP	GS	Min	Avg	FG	FGA	Pct	3FG	3FGA	Pct	FT	FTA	Pct	Off	Def	Tot	Avg	PF	FO	A	TO	Blk	Stl	Pts	Avg
2014-15	32	25	819	25.6	93	285	.326	51	171	.298	44	71	.620	16	89	105	3.3	76	1	43	60	7	38	281	8.8
2015-16	19	19	534	28.1	81	196	.413	48	121	.397	41	56	.732	25	89	114	6.0	47	1	18	43	2	30	251	13.2
TOTAL	51	44	1353	26.5	174	481	.362	99	292	.339	85	127	.669	41	178	219	4.3	123	2	61	103	9	68	532	10.4



12

5-11 • Freshman

Guard

C'CORIEA FOY

Fayetteville, N.C. (Jack Britt HS)

CAREER HIGHS

Points	14 vs. Alcorn State (12/6/15)
Rebounds	3 vs. Alcorn State (12/6/15)
FG Made	6 vs. Alcorn State (12/6/15)
FG Att.	8 vs. Alabama A&M (11/13/15)
3PT FG Made	2 vs. Alcorn State (12/6/15)
3PT FG Att.	3 - 2X, last vs. Appalachian State (11/16/15)
FT Made	2 - 2X, last vs. Miss. Valley State (11/22/15)
FT Att.	3 vs. Alabama A&M (11/13/15)
Assists	2 vs. North Florida (12/14/15)
Steals	3 vs. Mississippi Valley State (11/22/15)
Blocks	1 vs. Alabama A&M (11/13/15)
Minutes	12 - 2X, last at Georgia Tech (12/18/15)

SEC HIGHS

Points	_____
Rebounds	_____
FG Made	_____
FG Att.	_____
3PT FG Made	_____
3PT FG Att.	_____
FT Made	_____
FT Att.	_____
Assists	_____
Steals	_____
Blocks	_____
Minutes	_____

2015-16 SEASON HIGHS

Points	14 vs. Alcorn State (12/6)
Rebounds	3 vs. Alcorn State (12/6)
FG Made	6 vs. Alcorn State (12/6)
FG Att.	8 vs. Alabama A&M (11/13)
3PT FG Made	2 vs. Alcorn State (12/6)
3PT FG Att.	3 - 2X, last vs. Appalachian State (11/16)
FT Made	2 - 2X, last vs. Mississippi Valley State (11/22)
FT Att.	3 vs. Alabama A&M (11/13)
Assists	2 vs. North Florida (12/14)
Steals	3 vs. Mississippi Valley State (11/22)
Blocks	1 vs. Alabama A&M (11/13)
Minutes	12 - 2X, last at Georgia Tech (12/18)

2015-16 NOTES

Alabama A&M (11/13): Added 10 points, two rebounds, one assist, one steal and one block in 12 minutes off the bench in the Tide's season opener. **Appalachian State (11/16):** Had three points and one steal against the Mountaineers. **Mississippi Valley State (11/22):** Finished with six points and three steals in eight minutes of reserve action. **UT Martin (12/2):** Scored two points in three minutes against the Skyhawks. **Alcorn State (12/6):** Collected a season-high 14 points, hitting six of her seven shots, while adding three rebounds and a block in only 11 minutes. **North Florida (12/14):** Had a season-high two assists in the win over the Ospreys. **Georgia Tech (12/18):** Recorded four points, two steals and two rebounds in 12 minutes.

2015-16 GAME-BY-GAME STATS

OPPONENT	DATE	GS	MIN	FG	FGA	PCT	3FG	FGA	PCT	FT	FTA	PCT	OFF	DEF	TOT	AVG	PF	A	TO	BLK	STL	PTS	AVG
Alabama A&M	11/13	12	4	8	.500	0	3	.000	2	3	.667	1	1	2	2.0	1	1	1	1	1	10	10.0	
App. State	11/16	11	1	3	.333	1	3	.333	0	0	.000	0	0	0	1.0	1	0	0	0	1	3	6.5	
Miss. Valley St.	11/22	8	2	4	.500	0	1	.000	2	2	1.000	0	0	0	0.7	0	0	0	0	3	6	6.3	
Georgia State	11/24	DNP - Coach's Decision																					
Middle Tenn.	11/27	5	0	1	.000	0	0	.000	0	0	.000	0	0	0	0.5	3	0	1	0	1	0	4.8	
Utah Valley	11/28	DNP - Coach's Decision																					
UT Martin	12/2	3	1	1	1.000	0	0	.000	0	0	.000	0	0	0	0.4	1	0	1	0	0	2	4.2	
Alcorn State	12/6	11	6	7	.857	2	2	1.000	0	0	.000	1	2	3	0.8	0	0	1	1	0	14	5.8	
Georgetown	12/12	5	0	1	.000	0	1	.000	0	0	.000	0	0	0	0.7	1	0	1	0	0	0	5.0	
North Florida	12/14	4	0	0	.000	0	0	.000	0	0	.000	0	0	0	0.6	0	2	0	0	0	0	4.4	
Georgia Tech	12/18	12	2	6	.333	0	2	.000	0	0	.000	1	1	2	0.8	1	0	0	0	2	4	4.3	
Grambling St.	12/20	3	0	0	.000	0	0	.000	0	0	.000	1	0	1	0.8	0	0	1	0	0	0	3.9	
Lipscomb	12/28	1	0	0	.000	0	0	.000	0	0	.000	0	0	0	0.7	0	1	0	0	0	0	3.5	
LSU	1/3	DNP - Injury																					
Kentucky	1/7	DNP - Coach's Decision																					
Vanderbilt	1/10	DNP - Coach's Decision																					
Auburn	1/14	DNP - Coach's Decision																					
Georgia	1/17	DNP - Coach's Decision																					
Florida	1/21	DNP - Coach's Decision																					

CAREER STATS

Year	GP	GS	Min	Avg	FG	FGA	Pct	3FG	3FGA	Pct	FT	FTA	Pct	Off	Def	Tot	Avg	PF	FO	A	TO	Blk	Stl	Pts	Avg
2015-16	11	0	75	6.8	16	31	.516	3	12	.250	4	5	.800	4	4	8	0.7	8	0	4	6	2	8	39	3.5



13

6-2 • Senior

Forward

NIKKI HEGSTETTER

Kennesaw, Ga. (Harrison HS)

CAREER HIGHS

Points	17 - 2X, last vs. Grambling State (12/20/15)
Rebounds	14 vs. Kentucky (1/2/15)
FG Made	8 vs. Grambling State (12/20/15)
FG Att.	15 vs. Grambling State (12/20/15)
3PT FG Made	2 vs. Auburn (1/22/15)
3PT FG Att.	5 at Kentucky (1/7/16)
FT Made	7 vs. Alcorn State (12/6/15)
FT Att.	8 - 2X, last vs. Alcorn State (12/6/15)
Assists	7 vs. Coppin State (12/29/13)
Steals	4X, last at Florida (1/21/16)
Blocks	4 - 2X, last vs. Utah Valley (11/28/15)
Minutes	38 vs. Georgia (1/17/16)

SEC HIGHS

Points	10 - 4X, last vs. Georgia (1/17/16)
Rebounds	14 vs. Kentucky (1/2/15)
FG Made	4 - 6X, last vs. Georgia (1/17/16)
FG Att.	11 vs. Vanderbilt (1/25/15)
3PT FG Made	2 vs. Auburn (1/22/15)
3PT FG Att.	5 at Kentucky (1/7/16)
FT Made	4 vs. LSU (3/2/14)
FT Att.	6 vs. LSU (3/2/14)
Assists	4 at Kentucky (1/23/14)
Steals	3 - 4X, last at Florida (1/21/16)
Blocks	3 vs. Vanderbilt (1/25/15)
Minutes	38 vs. Georgia (1/17/16)

2015-16 SEASON HIGHS

Points	17 - 2X, last vs. Grambling State (12/20)
Rebounds	13 vs. North Florida (12/14)
FG Made	8 vs. Grambling State (12/20)
FG Att.	14 vs. Grambling State (12/20)
3PT FG Made	1 - 3X, last at Kentucky (1/7)
3PT FG Att.	5 at Kentucky (1/7)
FT Made	7 vs. Alcorn State (12/6)
FT Att.	8 - 2X, last vs. Alcorn State (12/6)
Assists	4 vs. North Florida (12/14)
Steals	3 - 4X, last at Florida (1/21/16)
Blocks	4 vs. Utah Valley (11/28)
Minutes	38 vs. Georgia (1/17)

2015-16 AWARDS

- Senior CLASS Award Candidate
- 2016 Allstate WBCA All Works Team nominee (third consecutive season)

2015-16 NOTES


Alabama A&M (11/13): Pulled down eight rebounds and added three points and an assist in 21 minutes against the Bulldogs. **Appalachian State (11/16):** Recorded a career-high 17 points, five rebounds, two assists, two blocks and two steals against the Mountaineers. **Mississippi Valley State (11/22):** Hauled in a team-best eight rebounds while adding five points, two steals and a block. **Georgia State (11/24):** Led Alabama in scoring with 14 points and in rebounds with nine boards in the win ... scored 11 of her points in the second half. **Middle Tennessee (11/27):** Added 10 points, six rebounds, two assists, two steals and a block in the victory over the Blue Raiders. **Utah Valley (11/28):** Recorded eight points, six rebounds, one assist and a career-high tying four blocks. **UT Martin (12/2):** Had six points, five rebounds and two blocks against the Skyhawks. **Alcorn State (12/6):** Finished with 13 points, five rebounds, one assist and one steal in the win. **Georgetown (12/12):** Collected eight points, six rebounds, two assists, one block and one steal. **North Florida (12/14):** Had season highs in rebounds (13), assists (4) and steals (3) while added five points and a block in the win. **Georgia Tech (12/18):** Pulled down 10 rebounds and added seven points, two steals and a block. **Grambling State (12/20):** Notched her first career double-double with 17 points and 10 rebounds in addition to three assists, two blocks and two steals. **Lipscomb (12/28):** Added nine point, a team-high seven rebounds, two steals and one block. **LSU (1/3):** Chipped in six points, six rebounds, three steals, two assists and a block. **Kentucky (1/7):** Team-high eight rebounds in addition to five points, two assists, one block and one steal. **Georgia (1/17):** Recorded her second double-double of the season with 10 points and 11 rebounds to go along with a career-high tying three steals, one assist and one block.

2015-16 GAME-BY-GAME STATS

OPPONENT	DATE	GS	MIN	FG	FGA	PCT	3FG	3FGA	PCT	FT	FTA	PCT	OFF	DEF	TOT	AVG	PF	A	TO	BLK	STL	PTS	AVG	
Alabama A&M	11/13	*	21	1	4	.250	1	1	1.000	0	0	.000	4	4	8	8.0	0	1	2	0	0	3	3.0	
App. State	11/16	*	30	6	8	.750	0	0	.000	5	8	.625	4	1	5	6.5	5	2	1	2	2	17	10.0	
Miss. Valley St.	11/22	*	18	1	2	.500	0	0	.000	3	4	.750	4	4	8	7.0	1	0	4	1	2	5	8.3	
Georgia State	11/24	*	28	4	6	.667	0	0	.000	6	8	.750	2	7	9	7.5	3	1	0	2	1	14	9.8	
Middle Tenn.	11/27	*	30	2	4	.500	0	0	.000	6	7	.857	2	4	6	7.2	3	2	1	1	2	10	9.8	
Utah Valley	11/28	*	36	3	8	.375	0	0	.000	2	2	1.000	3	3	6	7.0	5	1	2	4	0	8	9.5	
UT Martin	12/2	*	21	3	5	.600	0	0	.000	0	0	.000	1	4	5	6.7	2	0	2	2	0	6	9.0	
Alcorn State	12/6	*	24	3	7	.429	0	1	.000	7	8	.875	3	2	5	6.5	1	1	1	0	1	13	9.5	
Georgetown	12/12	*	30	3	7	.429	0	1	.000	2	2	1.000	1	5	6	6.4	3	2	5	1	1	8	9.3	
North Florida	12/14	*	28	2	6	.333	1	1	1.000	0	0	.000	6	7	13	7.1	1	4	4	1	3	5	8.9	
Georgia Tech	12/18	*	35	3	11	.273	0	0	.000	1	4	.250	4	6	10	7.4	3	0	3	1	2	7	8.7	
Grambling St.	12/20	*	31	8	14	.571	0	1	.000	1	2	.500	5	5	10	7.6	1	3	4	2	2	17	9.4	
Lipscomb	12/28	*	32	2	8	.250	0	1	.000	5	6	.833	3	4	7	7.5	2	0	3	1	2	9	9.4	
LSU	1/3	*	34	2	6	.333	0	1	.000	2	2	1.000	3	3	6	7.4	3	2	3	1	1	3	6	9.1
Kentucky	1/7	*	37	1	8	.125	1	5	.200	2	2	1.000	2	6	8	7.5	3	2	1	1	1	5	8.9	
Vanderbilt	1/10	*	32	1	7	.143	0	0	.000	1	2	.500	3	4	7	7.4	1	1	1	2	0	3	8.5	
Auburn	1/14	*	29	2	4	.500	0	2	.000	0	0	.000	3	2	5	7.3	3	0	2	1	0	4	8.2	
Georgia	1/17	*	38	4	7	.571	0	1	.000	2	2	1.000	3	8	11	7.5	3	1	2	1	3	10	8.3	
Florida	1/21	*	22	1	2	.500	0	0	.000	1	2	.500	2	1	3	7.3	3	0	4	0	3	3	8.1	

CAREER STATS

Year	GP	GS	Min	Avg	FG	FGA	Pct	3FG	3FGA	Pct	FT	FTA	Pct	Off	Def	Tot	Avg	PF	FO	A	TO	Blk	Stl	Pts	Avg
2012-13	29	6	479	16.5	30	105	.286	0	10	.000	16	26	.615	41	33	74	2.6	46	0	12	31	9	9	76	2.6
2013-14	30	30	769	25.6	65	168	.387	1	10	.100	27	44	.614	56	76	132	4.4	82	3	48	60	23	16	158	5.3
2014-15	32	32	889	27.8	62	170	.365	8	38	.211	39	57	.684	71	97	168	5.3	84	4	42	63	25	22	171	5.3
2015-16	19	19	556	29.3	52	124	.419	3	15	.200	46	61	.754	58	80	138	7.3	46	2	23	46	24	28	153	8.1
TOTAL	110	87	2693	24.5	209	567	.369	12	73	.164	128	188	.681	226	286	512	4.7	258	9	125	200	81	75	558	5.1



15

5-8 • Sophomore

Guard

MEOSHONTI KNIGHT

Morgan City, La. (Central Catholic HS)

CAREER HIGHS

Points	23 at Florida (1/21/16)
Rebounds	10 vs. North Florida (12/14/15)
FG Made	9 at Florida (1/21/16)
FG Att.	17 at Florida (1/21/16)
3PT FG Made	2 vs. LSU (1/3/16)
3PT FG Att.	4 vs. Arkansas-Pine Bluff (12/16/14)
FT Made	9 - 2X, last vs. Appalachian State (11/16/15)
FT Att.	14 vs. Appalachian State (11/16/15)
Assists	5 - 2X, last vs. Grambling State (12/20/15)
Steals	6 - 2X, last vs. Florida (1/21)
Blocks	2 vs. Grambling State (12/20/15)
Minutes	35 vs. LSU (1/3/16)

SEC HIGHS

Points	23 at Florida (1/21/16)
Rebounds	5 - 2X, last vs. Georgia (1/17/16)
FG Made	9 at Florida (1/21/16)
FG Att.	17 at Florida (1/21/16)
3PT FG Made	2 vs. LSU (1/3/16)
3PT FG Att.	3 - 4X, last at Florida (1/21/16)
FT Made	9 at Miss. State (1/18/15)
FT Att.	11 vs. South Carolina (1/8/15)
Assists	3 at Auburn (3/1/15)
Steals	6 - 2X, last vs. Florida (1/21)
Blocks	1 - 3X, last vs. Missouri (2/12/15)
Minutes	35 vs. LSU (1/3/16)

2015-16 SEASON HIGHS

Points	23 at Florida (1/21)
Rebounds	10 vs. North Florida (12/14)
FG Made	9 at Florida (1/21)
FG Att.	17 at Florida (1/21)
3PT FG Made	2 vs. LSU (1/3)
3PT FG Att.	3 - 4X, last at Florida (1/21/16)
FT Made	9 vs. Appalachian State (11/16)
FT Att.	14 vs. Appalachian State (11/16)
Assists	5 - 2X, last vs. Grambling State (12/20)
Steals	6 - 2X, last vs. Florida (1/21)
Blocks	2 vs. Grambling State (12/20)
Minutes	35 vs. LSU (1/3)

2015-16 AWARDS

- 2015 Nugget Classic All-Tournament Team

2015-16 NOTES

Alabama A&M (11/13): Contributed 10 points, two rebounds and one assist in 19 minutes vs. the Bulldogs. **Appalachian State (11/16):** Scored 20 points along with eight rebounds, three assists, one block and one steal. **Mississippi Valley State (11/22):** Went 7-for-7 from the free throw line to help her score 13 points in the win ... also added a team-high and career-best four assists, three rebounds, one block and one steal. **Georgia State (11/24):** Had 13 points, four rebounds, a career-high tying four assists and a steal. **Middle Tennessee (11/27):** Finished with seven points, three, rebounds, three steals and a career-high five assists against the Blue Raiders. **Utah Valley (11/28):** Recorded 16 points, six rebounds and one assist in the win. **UT Martin (12/2):** Had three points, four rebounds and two assists. **North Florida (12/14):** Notched her first career double-double with 10 points and 10 rebounds in addition to three steals and a block against the Ospreys. **Georgia Tech (12/18):** Scored a team-high 14 points, eight of which came in the fourth quarter, and added eight rebounds, two assists and a block. **Grambling State (12/20):** Contributed six points, six rebounds, a career-high tying five assists, a career-best two blocks and a steal in the win. **LSU (1/3):** Scored 17 points, in addition to a career-best six steals, three rebounds and an assist. **Kentucky (1/7):** Seven points, three steals, two rebounds and an assist. **Auburn (1/14):** Finished with nine points, one rebound and an assist. **Florida (1/21):** Chipped in a career-high 23 points and tied her career best in steals with six.

2015-16 GAME-BY-GAME STATS

OPPONENT	DATE	GS	MIN	FG	FGA	PCT	3FG	3FGA	PCT	FT	FTA	PCT	OFF	DEF	TOT	AVG	PF	A	TO	BLK	STL	PTS	AVG
Alabama A&M	11/13	*	19	3	4	.750	0	1	.000	4	9	.444	0	2	2	2.0	4	1	2	0	0	10	10.0
App. State	11/16	*	29	5	8	.625	1	2	.500	9	14	.643	2	6	8	5.0	2	3	3	1	1	20	15.0
Miss. Valley St.	11/22	*	27	3	7	.429	0	3	.000	7	7	1.000	0	3	3	4.3	1	4	3	1	1	13	14.3
Georgia State	11/24	*	34	4	10	.400	1	2	.500	4	5	.800	0	4	4	4.3	4	4	4	0	1	13	14.0
Middle Tenn.	11/27	*	29	2	10	.200	0	2	.000	3	3	1.000	2	1	3	4.0	1	5	4	0	3	7	12.6
Utah Valley	11/28	*	34	7	14	.500	1	2	.500	1	2	.500	1	5	6	4.3	1	1	1	0	0	16	13.2
UT Martin	12/2	*	24	1	6	.167	0	1	.000	1	4	.250	0	4	4	4.3	2	2	2	0	0	3	11.7
Alcorn State	12/6	*	18	3	8	.375	0	2	.000	0	0	.000	1	0	1	3.9	2	1	1	0	2	6	11.0
Georgetown	12/12	*	22	2	6	.333	0	0	.000	0	4	.000	0	3	3	3.8	1	4	3	0	2	4	10.2
North Florida	12/14	*	20	4	10	.400	0	2	.000	2	4	.500	2	8	10	4.4	1	0	1	1	3	10	10.2
Georgia Tech	12/18	*	27	7	14	.500	0	2	.000	0	0	.000	3	5	8	4.7	0	2	3	1	0	14	10.5
Grambling St.	12/20	*	24	1	6	.167	0	2	.000	4	4	1.000	0	6	6	4.8	1	5	3	2	1	6	10.2
Lipscomb	12/18	*	21	2	8	.250	0	2	.000	2	2	1.000	0	0	0	4.5	0	0	2	0	2	6	9.8
LSU	1/3	*	35	7	10	.700	2	3	.667	1	2	.500	1	2	3	4.4	0	1	4	0	6	17	10.4
Kentucky	1/7	*	20	1	6	.167	1	3	.333	4	6	.667	1	1	2	4.2	4	1	3	0	3	7	10.1
Vanderbilt	1/10	*	31	2	8	.250	0	2	.000	0	2	.000	0	3	3	4.1	5	1	2	0	3	4	9.8
Auburn	1/14	*	24	3	9	.333	0	3	.000	3	5	.600	0	0	0	3.9	1	1	3	0	0	9	9.7
Georgia	1/17	*	23	0	4	.000	0	1	.000	3	4	.750	0	5	5	3.9	2	2	3	0	0	3	9.3
Florida	1/21	*	33	9	17	.529	1	3	.333	4	7	.571	0	3	3	3.9	1	2	3	0	6	23	10.1

CAREER STATS

Year	GP	GS	Min	Avg	FG	FGA	Pct	3FG	3FGA	Pct	FT	FTA	Pct	Off	Def	Tot	Avg	PF	FO	A	TO	Blk	Stl	Pts	Avg
2014-15	32	3	627	19.6	73	187	.390	10	34	.294	79	121	.653	22	59	81	2.5	40	0	38	64	5	43	235	7.3
2015-16	19	19	494	26.0	66	165	.400	7	38	.184	52	84	.619	13	61	74	3.9	33	1	40	50	6	34	191	10.1
TOTAL	51	22	1121	22.0	139	352	.395	17	72	.236	131	205	.639	35	120	155	3.0	73	1	78	114	11	77	426	8.4



21

5-9 • Freshman

Guard

TAYLOR BERRY

New Orleans, La. (Mount Carmel)

CAREER HIGHS

Points 2 vs. Alabama A&M (11/13/15)
 Rebounds _____
 FG Made 1 vs. Alabama A&M (11/13/15)
 FG Att. 4 vs. Alabama A&M (11/13/15)
 3PT FG Made _____
 3PT FG Att. 3 vs. Alabama A&M (11/13/15)
 FT Made _____
 FT Att. _____
 Assists 1 vs. Lipscomb (12/28/15)
 Steals 1 - 2X, last vs. Appalachian State (11/16/15)
 Blocks _____
 Minutes 8 vs. Alabama A&M (11/13/15)

SEC HIGHS

Points _____
 Rebounds _____
 FG Made _____
 FG Att. _____
 3PT FG Made _____
 3PT FG Att. _____
 FT Made _____
 FT Att. _____
 Assists _____
 Steals _____
 Blocks _____
 Minutes 1 vs. LSU (1/3/16)

2015-16 SEASON HIGHS

Points 2 vs. Alabama A&M (11/13)
 Rebounds _____
 FG Made 1 vs. Alabama A&M (11/13)
 FG Att. 4 vs. Alabama A&M (11/13)
 3PT FG Made _____
 3PT FG Att. 3 vs. Alabama A&M (11/13)
 FT Made _____
 FT Att. _____
 Assists 1 vs. Lipscomb (12/28)
 Steals 1 - 2X, last vs. Appalachian State (11/16)
 Blocks _____
 Minutes 8 vs. Alabama A&M (11/13)

2015-16 NOTES

Alabama A&M (11/13): Had two points and a steal in eight minutes off the bench against the Bulldogs.
Appalachian State (11/16): Recorded one steal in three minutes of play. **Mississippi Valley State (11/22):** Played six minutes, but did not record any stats against the Devilettes. **Lipscomb (12/28):** Recorded her first career assist in the win over the Lady Bison.

2015-16 GAME-BY-GAME STATS

OPPONENT	DATE	GS	MIN	FG	FGA	PCT	3FG	FGA	PCT	FT	FTA	PCT	OFF	DEF	TOT	AVG	PF	A	TO	BLK	STL	PTS	AVG	
Alabama A&M	11/13		8	1	4	.250	0	3	.000	0	0	.000	0	0	0	0.0	0	0	1	0	1	2	2.0	
App. State	11/16		3	0	0	.000	0	0	.000	0	0	.000	0	0	0	0.0	0	0	0	0	0	1	0	1.0
Miss. Valley St.	11/22		6	0	2	.000	0	1	.000	0	0	.000	0	0	0	0.0	0	0	0	0	0	0	0	0.7
Georgia State	11/24		DNP - Coach's Decision																					
Middle Tenn.	11/27		1	0	0	.000	0	0	.000	0	0	.000	0	0	0	0.0	2	0	1	0	0	0	0.5	
Utah Valley	11/28		DNP - Coach's Decision																					
UT Martin	12/2		DNP - Coach's Decision																					
Alcorn State	12/6		3	0	0	.000	0	0	.000	0	0	.000	0	0	0	0.0	0	0	0	0	0	0	0.4	
Georgetown	12/12		DNP - Coach's Decision																					
North Florida	12/14		1	0	0	.000	0	0	.000	0	0	.000	0	0	0	0.0	0	0	0	0	0	0	0.3	
Georgia Tech	12/18		DNP - Coach's Decision																					
Grambling St.	12/20		DNP - Coach's Decision																					
Lipscomb	12/28		1	0	0	.000	0	0	.000	0	0	.000	0	0	0	0.0	0	1	0	0	0	0	0.3	
LSU	1/3		1	0	0	.000	0	0	.000	0	0	.000	0	0	0	0.0	0	0	0	0	0	0	0.3	
Kentucky	1/7		DNP - Coach's Decision																					
Vanderbilt	1/10		DNP - Coach's Decision																					
Auburn	1/14		DNP - Coach's Decision																					
Georgia	1/17		DNP - Coach's Decision																					
Florida	1/21		DNP - Coach's Decision																					

CAREER STATS

Year	GP	GS	Min	Avg	FG	FGA	Pct	3FG	3FGA	Pct	FT	FTA	Pct	Off	Def	Tot	Avg	PF	FO	A	TO	Blk	Stl	Pts	Avg
2015-16	8	0	24	3.0	1	6	.167	0	4	.000	0	0	.000	0	0	0	0.0	2	0	1	2	0	2	2	0.3



22

5-7 • Sophomore

Guard

KARYLA MIDDLEBROOK

Blue Springs, Mo. (Blue Springs HS)

CAREER HIGHS

Points	17 - 2X, last vs. Georgia (1/17/16)
Rebounds	9 vs. Alcorn State (12/6/15)
FG Made	6 - 2X, last vs. Florida (2/26/15)
FG Att.	16 vs. Missouri (2/12/15)
3PT FG Made	2 - 6X, last vs. Georgia (1/17/16)
3PT FG Att.	8 vs. Florida (2/26/15)
FT Made	9 at Duke (11/17/13)
FT Att.	10 vs. Kentucky (1/2/15)
Assists	7 - 2X, last vs. New Orleans (12/21/14)
Steals	4 - 2X, last vs. Georgia State (11/24/15)
Blocks	1 - 3X, last at Florida (1/21/16)
Minutes	40 vs. Vanderbilt (1/10/16)

SEC HIGHS

Points	17 - 2X, last vs. Georgia (1/17/16)
Rebounds	7 vs. Florida (2/26)
FG Made	6 - 2X, last vs. Florida (2/26/15)
FG Att.	16 vs. Missouri (2/12/15)
3PT FG Made	2 - 4X, last vs. Georgia (1/17/16)
3PT FG Att.	8 vs. Florida (2/26/15)
FT Made	8 vs. Miss. State (2/22/15)
FT Att.	10 vs. Kentucky (1/2/15)
Assists	5 - 2X, last vs. Auburn (1/22/15)
Steals	2 - 4X, last at Auburn (1/14/16)
Blocks	1 at Florida (1/21/16)
Minutes	40 vs. Vanderbilt (1/10/16)

2015-16 SEASON HIGHS

Points	17 vs. Georgia (1/17)
Rebounds	9 vs. Alcorn State (12/6)
FG Made	5 - 3X, last vs. Alcorn State (12/6)
FG Att.	13 vs. Georgia State (11/24)
3PT FG Made	2 - 3X, last vs. Georgia (1/17)
3PT FG Att.	4 - 2X, last at Kentucky (1/7)
FT Made	6 vs. Georgia State (11/24)
FT Att.	8 - 2X, last vs. Georgia (1/17)
Assists	6 vs. Alabama A&M (11/13)
Steals	4 vs. Georgia State (11/24)
Blocks	1 - 2X, last at Florida (1/21)
Minutes	40 vs. Vanderbilt (1/10)

2015-16 NOTES

Alabama A&M (11/13): Added 15 points, six rebounds, six assists and a steal in the opener against Alabama A&M. **Appalachian State (11/16):** Recorded eight points, three assists, two rebounds and one steal vs. the Mountaineers. **Mississippi Valley State (11/22):** Had 12 points, five rebound, three assists and two steals. **Georgia State (11/24):** Tied her career high to that point in rebounds and steals with seven and four, respectively, while adding 12 points and three assists in 37 minutes against the Panthers. **Middle Tennessee (11/27):** Finished with nine points, four rebounds, one assist and one steal in the win. **Utah Valley (11/28):** Contributed 12 points, two rebounds, two assists and three steals. **UT Martin (12/2):** Had six points, three rebounds and two assists against the Skyhawks. **Alcorn State (12/6):** Nearly finished with a double-double as she had 12 points and nine rebounds, setting a new career best in boards, to go along with five assists and two steals. **Georgetown (12/12):** Had 12 points, two rebounds, five assists and one steal. **North Florida (12/14):** Recorded a game-high five assists in addition to six points, two rebounds and two steals. **Georgia Tech (12/18):** Pulled down six rebounds, dished out four assists and added two steals and a block. **Lipscomb (12/28):** Added nine points, five assists, three rebounds and three steals. **LSU (1/3):** Collected 10 points, five rebounds, two assists and a steal. **Kentucky (1/7):** Led Alabama with 12 points, four rebounds and a pair of assists. **Vanderbilt (1/10):** Contributed nine points, two rebounds, three assists and two steals in a career-high 40 minutes of action. **Auburn (1/14):** Went 5-for-6 from the free throw line, finishing with seven points, four assists, two rebounds and two steals. **Georgia (1/17):** Tied her career high with 17 points while adding two assists and a rebound in the win.

2015-16 GAME-BY-GAME STATS

OPPONENT	DATE	GS	MIN	FG	FGA	PCT	3FG	FGA	PCT	FT	FTA	PCT	OFF	DEF	TOT	AVG	PF	A	TO	BLK	STL	PTS	AVG
Alabama A&M	11/13	*	29	5	12	.417	0	2	.000	5	6	.833	0	6	6	6.0	3	6	2	0	1	15	15.0
App. State	11/16	*	23	3	9	.333	0	1	.000	2	2	1.000	0	2	2	4.0	4	3	2	0	1	8	11.5
Miss Valley St.	11/22	*	23	5	10	.500	0	2	.000	2	4	.500	1	4	5	4.3	0	3	1	0	2	12	11.7
Georgia State	11/24	*	37	3	13	.231	0	1	.000	6	6	1.000	1	6	7	5.0	1	3	4	0	4	12	11.8
Middle Tenn.	11/27	*	22	2	2	1.000	0	0	.000	5	8	.625	0	4	4	4.8	2	1	0	0	1	9	11.2
Utah Valley	11/28	*	37	4	9	.444	0	2	.000	4	4	1.000	0	2	2	4.3	1	2	2	0	3	12	11.3
UT Martin	12/2	*	30	3	8	.375	0	1	.000	0	0	.000	1	2	3	4.1	2	2	1	0	0	6	10.6
Alcorn State	12/6	*	30	5	8	.625	1	1	1.000	1	2	.500	3	6	9	4.8	2	5	1	0	2	12	10.8
Georgetown	12/12	*	24	3	9	.333	2	3	.667	4	4	1.000	1	1	2	4.4	3	5	4	0	1	12	10.9
North Florida	12/14	*	27	1	5	.200	0	2	.000	4	4	1.000	2	0	2	4.2	2	5	0	0	2	6	10.4
Georgia Tech	12/18	*	28	0	2	.000	0	0	.000	4	0	.000	3	3	6	4.4	1	4	5	1	2	0	9.5
Grambling St.	12/20	*	27	2	7	.286	0	4	.000	0	0	.000	2	1	3	4.3	3	2	3	0	0	4	9.0
Lipscomb	12/28	*	34	3	8	.375	1	4	.250	2	2	1.000	0	3	3	4.2	0	5	3	0	3	9	9.0
LSU	1/3	*	33	3	8	.375	1	2	.500	3	3	1.000	0	5	5	4.2	1	2	4	0	1	10	9.1
Kentucky	1/7	*	30	5	11	.455	2	4	.500	0	0	.000	1	3	4	4.2	4	2	2	0	0	12	9.3
Vanderbilt	1/10	*	40	2	8	.250	1	2	.500	4	5	.800	0	2	2	4.1	4	3	3	0	2	9	9.3
Auburn	1/14	*	31	1	4	.250	0	2	.000	5	6	.833	0	2	2	3.9	3	4	3	0	2	7	9.1
Georgia	1/17	*	37	5	9	.556	2	3	.667	5	8	.625	0	1	1	3.8	2	2	1	0	0	17	9.6
Florida	1/21	*	21	1	3	.333	0	0	.000	1	2	.500	0	4	4	3.8	4	0	8	1	1	3	9.2

CAREER STATS

Year	GP	GS	Min	Avg	FG	FGA	Pct	3FG	3FGA	Pct	FT	FTA	Pct	Off	Def	Tot	Avg	PF	FO	A	TO	Blk	Stl	Pts	Avg
2013-14	9	7	182	20.2	13	47	.277	2	14	.143	20	27	.741	6	12	18	2.0	20	0	13	17	1	5	48	5.3
2014-15	32	32	919	28.7	66	211	.313	20	62	.323	74	98	.755	24	58	82	2.6	79	4	101	110	0	31	226	7.1
2015-16	19	19	563	29.6	56	145	.386	10	36	.278	53	68	.803	15	57	72	3.8	42	0	59	49	2	28	175	9.2
TOTAL	60	58	1664	27.7	135	403	.335	32	112	.286	147	191	.770	45	127	172	2.9	141	4	173	176	3	64	449	7.5



23

6-0 • Freshman

Guard

SHAQUERA WADE

Huntsville, Ala. (Huntsville HS)

CAREER HIGHS

Points	13 at Florida (1/21/16)
Rebounds	8 - 3X, last vs. Alcorn State (12/6/15)
FG Made	5 at Florida (1/21/16)
FG Att.	10 vs. Georgia (1/17/16)
3PT FG Made	2 - 2X, last vs. Vanderbilt (1/10/16)
3PT FG Att.	4 vs. Vanderbilt (1/10/16)
FT Made	4 vs. Georgetown (12/12/15)
FT Att.	5 at Florida (1/21/16)
Assists	5 vs. Alcorn State (12/6/15)
Steals	5 vs. Alcorn State (12/6/15)
Blocks	2 vs. Alcorn State (12/6/15)
Minutes	30 at Florida (1/21/16)

SEC HIGHS

Points	13 at Florida (1/21/16)
Rebounds	3 - 3X, last vs. Georgia (1/17/16)
FG Made	5 at Florida (1/21/16)
FG Att.	10 vs. Georgia (1/17/16)
3PT FG Made	2 vs. Vanderbilt (1/10/16)
3PT FG Att.	4 vs. Vanderbilt (1/10/16)
FT Made	3 at Florida (1/21/16)
FT Att.	5 at Florida (1/21/16)
Assists	2 vs. Vanderbilt (1/10/16)
Steals	3 - 2X, last at Florida (1/21/16)
Blocks	1 - 2X, last at Auburn (1/14/16)
Minutes	30 at Florida (1/21/16)

2015-16 SEASON HIGHS

Points	13 at Florida (1/21)
Rebounds	8 - 3X, last vs. Alcorn State (12/6)
FG Made	5 at Florida (1/21)
FG Att.	10 vs. Georgia (1/17)
3PT FG Made	2 - 2X, last vs. Vanderbilt (1/10)
3PT FG Att.	4 vs. Vanderbilt (1/10)
FT Made	4 vs. Georgetown (12/12)
FT Att.	5 at Florida (1/21)
Assists	5 vs. Alcorn State (12/6)
Steals	5 vs. Alcorn State (12/6)
Blocks	2 vs. Alcorn State (12/6)
Minutes	30 at Florida (1/21)

2015-16 NOTES


Alabama A&M (11/13): Collected 10 points, eight rebounds and three steals in her first game in the crimson and white. **Appalachian State (11/16):** Had eight points, three steals, one rebound and one assist in the Tide victory. **Mississippi Valley State (11/22):** Recorded nine points, three rebounds, two steals, one block and one assist. **Georgia State (11/24):** Hauled in eight rebounds and added three points, two steals and an assist in the win. **Middle Tennessee (11/27):** Finished with eight points and four rebounds in the victory over the Blue Raiders. **Utah Valley (11/28):** Had two rebounds and one assist against the Wolverines. **UT Martin (12/2):** Added four points, three rebounds, one assist, one block and one steal. **Alcorn State (12/6):** Did a little bit of everything for UA in its win over the Braves as she finished with six points, eight rebounds and career highs in assists (five), blocks (two) and steals (five). **Georgetown (12/12):** Had eight points, three rebounds and two assists in 16 minutes. **North Florida (12/14):** Scored nine points and pulled down three rebounds in the win. **Georgia Tech (12/18):** Notched six rebounds, three points and an assist. **Grambling State (12/20):** Recorded six points, three rebounds, two assists and two steals. **Lipscomb (12/28):** Hauled in six rebounds and had one point and one assist. **LSU (1/3):** Had six points and an assist in her SEC debut. **Vanderbilt (1/10):** Contributed six points, three rebounds and two assists. **Auburn (1/14):** Had her best SEC game to date with nine points, three rebounds, three steals, one assist and a block. **Georgia (1/17):** Collected six points, three rebounds and a pair of steals in the win over the Lady Bulldogs. **Florida (1/21):** Set a career high in points with 13, while adding one rebound, one assist and three steals.

2015-16 GAME-BY-GAME STATS

OPPONENT	DATE	GS	MIN	FG	FGA	PCT	3FG	FGA	PCT	FT	FTA	PCT	OFF	DEF	TOT	AVG	PF	A	TO	BLK	STL	PTS	AVG
Alabama A&M	11/13	28	4	8	.500	0	1	.000	2	4	.500	6	2	8	8.0	4	0	0	0	3	10	10.0	
App. State	11/16	23	4	9	.444	0	0	.000	0	0	.000	0	1	1	4.5	2	1	0	0	3	8	9.0	
Miss. Valley St.	11/22	23	4	6	.667	1	2	.500	0	0	.000	2	1	3	4.0	2	1	1	1	2	9	9.0	
Georgia State	11/24	22	1	9	.111	0	3	.000	1	2	.500	2	6	8	5.0	2	1	3	0	2	3	7.5	
Middle Tenn.	11/27	23	3	8	.375	2	3	.667	0	0	.000	0	4	4	4.8	3	0	3	0	0	8	7.6	
Utah Valley	11/28	9	0	2	.000	0	1	.000	0	0	.000	1	1	2	4.3	0	1	1	0	0	0	6.3	
UT Martin	12/2	20	1	3	.333	0	1	.000	2	2	1.000	0	3	3	4.1	1	1	2	1	1	4	6.0	
Alcorn State	12/6	16	3	8	.375	0	1	.000	0	2	.000	3	5	8	4.6	4	5	3	2	5	6	6.0	
Georgetown	12/12	16	2	9	.222	0	0	.000	4	4	1.000	1	2	3	4.4	1	2	1	0	0	8	6.2	
North Florida	12/14	20	4	8	.500	1	2	.500	0	0	.000	1	2	3	4.3	0	0	0	0	0	9	6.5	
Georgia Tech	12/18	19	1	3	.333	0	0	.000	1	2	.500	3	3	6	4.5	3	1	1	0	0	3	6.2	
Grambling St.	12/20	20	3	6	.500	0	1	.000	0	1	.000	2	1	3	4.3	2	2	1	0	2	6	6.2	
Lipscomb	12/28	21	0	2	.000	0	0	.000	1	2	.500	4	2	6	4.5	0	1	1	0	0	1	5.8	
LSU	1/3	15	3	4	.750	0	0	.000	0	0	.000	0	0	0	4.1	2	1	0	0	0	6	5.8	
Kentucky	1/7	9	0	0	.000	0	0	.000	0	0	.000	1	0	1	3.9	2	0	2	1	0	0	5.4	
Vanderbilt	1/10	17	2	5	.400	2	4	.500	0	2	.000	1	2	3	3.9	2	2	2	0	0	6	5.4	
Auburn	1/14	22	4	8	.500	1	2	.500	0	0	.000	1	2	3	3.8	3	1	4	1	3	9	5.6	
Georgia	1/17	19	3	10	.300	0	2	.000	0	0	.000	1	2	3	3.8	0	0	0	0	2	6	5.7	
Florida	1/21	30	5	9	.556	0	1	.000	3	5	.600	0	1	1	3.6	4	1	3	0	3	13	6.1	

CAREER STATS

Year	GP	GS	Min	Avg	FG	FGA	Pct	3FG	3FGA	Pct	FT	FTA	Pct	Off	Def	Tot	Avg	PF	FO	A	TO	Blk	Stl	Pts	Avg
2015-16	19	0	372	19.6	47	117	.402	7	24	.292	14	26	.538	29	40	69	3.6	37	0	21	28	6	26	115	6.1



35

6-3 • Sophomore

Forward

DIAMANTÉ MARTINEZ

New Orleans, La. (Edna Karr HS)

CAREER HIGHS

Points	8 vs. Georgia State (11/24/15)
Rebounds	8 vs. Florida A&M (11/14/14)
FG Made	3 vs. Georgia State (11/24/15)
FG Att.	5 vs. Georgia State (11/24/15)
3PT FG Made	
3PT FG Att.	
FT Made	2 - 3X, last vs. Georgia State (11/24/15)
FT Att.	4 vs. Mississippi Valley State (11/22/15)
Assists	1 - 2X, last vs. Alcorn State (12/6/15)
Steals	1 vs. Mississippi Valley State (11/22/15)
Blocks	6 vs. Alabama A&M (11/13/15)
Minutes	17 vs. Florida A&M (11/14/14)

SEC HIGHS

Points	2 vs. South Carolina (1/8/15)
Rebounds	3 vs. South Carolina (1/8/15)
FG Made	1 vs. South Carolina (1/8/15)
FG Att.	2 vs. South Carolina (1/8/15)
3PT FG Made	
3PT FG Att.	
FT Made	1 at Kentucky (1/7/16)
FT Att.	2 at Kentucky (1/7/16)
Assists	
Steals	
Blocks	
Minutes	14 at Kentucky (1/7/16)

2015-16 SEASON HIGHS

Points	8 vs. Georgia State (11/24)
Rebounds	4 vs. Mississippi Valley State (11/22)
FG Made	3 vs. Georgia State (11/24)
FG Att.	5 vs. Georgia State (11/24)
3PT FG Made	
3PT FG Att.	
FT Made	2 - 3X, last vs. Georgia State (11/24)
FT Att.	4 vs. Mississippi Valley State (11/22)
Assists	1 - 2X, last vs. Alcorn State (12/6)
Steals	1 vs. Mississippi Valley State (11/22)
Blocks	6 vs. Alabama A&M (11/13)
Minutes	16 vs. Alcorn State (12/6)

2015-16 NOTES

Alabama A&M (11/13): Had six blocks and three rebounds in 12 minutes of reserve action in the season opener ... her six blocks tied for the third most in a single game in Alabama history and were the most since Yolanda Watkins had the same number on Dec. 4, 1994, vs. Tennessee State. **Appalachian State (11/16):** Was, once again, a force inside, recording five blocks for the Tide ... also had two points and two rebounds in 12 minutes off the bench. **Mississippi Valley State (11/22):** Continued her dominance in the paint, blocking four shots to bring her season total to 15 through three games ... chipped in a career-high four points, four rebounds, one assist and one steal as well. **Georgia State (11/24):** Scored a career-high eight points while adding two rebounds and a block in nine minutes of action against the Panthers. **Middle Tennessee (11/27):** Recorded two rebounds and a block in the win. **UT Martin (12/2):** Had two points and two rebounds in six minutes versus the Skyhawks. **Alcorn State (12/6):** Added five points, three rebounds, three blocks and an assist.

2015-16 GAME-BY-GAME STATS

OPPONENT	DATE	GS	MIN	FG	FGA	PCT	3FG	3FGA	PCT	FT	FTA	PCT	OFF	DEF	TOT	AVG	PF	A	TO	BLK	STL	PTS	AVG
Alabama A&M	11/13	12	0	1	.000	0	0	.000	0	0	.000	0	3	3	3.0	5	0	2	6	0	0	0.0	
App. State	11/16	12	0	2	.000	0	0	.000	2	3	.667	1	1	2	2.5	3	0	1	5	0	2	1.0	
Miss. Valley St.	11/22	13	1	3	.333	0	0	.000	2	4	.500	3	1	4	3.0	2	1	1	4	1	4	2.0	
Georgia State	11/24	9	3	5	.600	0	0	.000	2	3	.667	2	0	2	2.8	1	0	0	1	0	8	3.5	
Middle Tenn.	11/27	6	0	2	.000	0	0	.000	0	0	.000	0	2	2	2.6	5	0	1	1	0	0	2.8	
Utah Valley	11/28	1	0	0	.000	0	0	.000	0	0	.000	0	0	0	2.2	1	0	0	0	0	0	2.3	
UT Martin	12/2	6	1	1	1.000	0	0	.000	0	0	.000	1	1	2	2.1	0	0	1	0	0	2	2.3	
Alcorn State	12/6	16	2	4	.500	0	0	.000	1	2	.500	2	1	3	2.3	3	1	3	3	0	5	2.6	
Georgetown	12/12	2	0	0	.000	0	0	.000	0	0	.000	0	0	0	2.0	1	0	1	0	0	0	2.3	
North Florida	12/14	8	1	4	.250	0	0	.000	0	0	.000	0	1	1	1.9	2	0	0	1	0	2	2.3	
Georgia Tech	12/18	1	0	0	.000	0	0	.000	0	0	.000	0	0	0	1.7	0	0	0	0	0	0	2.1	
Grambling St.	12/20	2	1	1	1.000	0	0	.000	0	0	.000	0	0	0	1.6	1	0	0	1	0	2	2.1	
Lipscomb	12/28	1	0	0	.000	0	0	.000	0	0	.000	0	1	1	1.5	0	0	0	0	0	0	1.9	
LSU	1/3	2	0	0	.000	0	0	.000	0	0	.000	0	0	0	1.4	0	0	0	0	0	0	1.8	
Kentucky	1/7	14	0	0	.000	0	0	.000	1	2	.500	1	0	1	1.4	0	0	0	0	0	1	1.7	
Vanderbilt	1/10																						
Auburn	1/14																						
Georgia	1/17	2	0	0	.000	0	0	.000	0	0	.000	0	0	0	1.3	0	0	0	0	0	0	1.6	
Florida	1/21	3	0	0	.000	0	0	.000	0	0	.000	0	0	0	1.2	0	0	1	0	0	0	1.5	

CAREER STATS

Year	GP	GS	Min	Avg	FG	FGA	Pct	3FG	3FGA	Pct	FT	FTA	Pct	Off	Def	Tot	Avg	PF	FO	A	TO	Blk	Stl	Pts	Avg
2014-15	11	0	71	6.5	1	6	.167	0	0	.000	2	5	.400	10	11	21	1.9	13	1	0	7	6	0	4	0.4
2015-16	17	0	108	6.4	9	23	.391	0	0	.000	8	14	.571	10	11	21	1.2	24	2	2	11	22	1	26	1.5
TOTAL	28	0	179	6.4	10	29	.345	0	0	.000	10	19	.526	20	22	42	1.5	37	3	2	18	28	1	30	1.1

2015-16 CUMULATIVE STATS - OVERALL

RECORD:	OVERALL	HOME	AWAY	NEUTRAL
ALL GAMES	13-6	11-1	0-5	2-0
CONFERENCE	2-4	2-1	0-3	0-0
NON-CONFERENCE	11-2	9-0	0-2	2-0

#	Player	gp-gs	min	avg	Total		3-Point		F-Throw		Rebounds				pf	dq	a	to	blk	stl	pts	avg
					fg-fga	fg%	3fg-fga	3fg%	ft-fga	ft%	off	def	tot	avg								
11	Cook, Hannah	19-19	534	28.1	81-196	.413	48-121	.397	41-56	.732	25	89	114	6.0	47	1	18	43	2	30	251	13.2
15	Knight, Meoshonti	19-19	494	26.0	66-165	.400	7-38	.184	52-84	.619	13	61	74	3.9	33	1	40	50	6	34	191	10.1
01	Bolton, Quanetria	19-17	332	17.5	76-150	.507	7-26	.269	19-31	.613	36	44	80	4.2	42	1	7	22	25	13	178	9.4
22	Middlebrook, Karyla	19-19	563	29.6	56-145	.386	10-36	.278	53-66	.803	15	57	72	3.8	42	0	59	49	2	28	175	9.2
13	Hegstetter, Nikki	19-19	556	29.3	52-124	.419	3-15	.200	46-61	.754	58	80	138	7.3	46	2	23	46	24	28	153	8.1
05	Hayden, Breanna	18-2	399	22.2	52-119	.437	4-17	.235	32-43	.744	20	50	70	3.9	26	0	44	38	6	12	140	7.8
23	Wade, Shaquera	19-0	372	19.6	47-117	.402	7-24	.292	14-26	.538	29	40	69	3.6	37	0	21	28	6	26	115	6.1
12	Foy, C'Coriea	11-0	75	6.8	16-31	.516	3-12	.250	4-5	.800	4	4	8	0.7	8	0	4	6	2	8	39	3.5
03	Carter, Khadijah	16-0	115	7.2	11-35	.314	4-24	.167	16-17	.941	2	15	17	1.1	7	0	4	5	6	8	42	2.6
02	Magee, Trista	16-0	228	14.3	11-46	.239	10-38	.263	6-6	1.000	4	18	22	1.4	19	0	6	8	0	8	38	2.4
35	Martinez, Diamante	17-0	108	6.4	9-23	.391	0-0	.000	8-14	.571	10	11	21	1.2	24	2	2	11	22	1	26	1.5
21	Berry, Taylor	8-0	24	3.0	1-6	.167	0-4	.000	0-0	.000	0	0	0	0.0	2	0	1	2	0	2	2	0.3
Team													36	40	76			1				
Total.....		19	3800		478-1157	.413	103-355	.290	291-409	.711	252	509	761	40.1	333	7	229	309	101	198	1350	71.1
Opponents.....		19	3800		392-1116	.351	100-338	.296	212-301	.704	255	477	732	38.5	401	-	205	399	64	141	1096	57.7

TEAM STATISTICS

	UA	OPP	Date	Opponent	Score	Att.
SCORING	1350	1096	1	11/13/15	ALABAMA A&M	w 96-44 2120
Points per game	71.1	57.7		11/16/15	APPALACHIAN STATE	w 93-59 2228
Scoring margin	+13.4	-		11/22/15	MISSISSIPPI VALLEY STATE	w 98-35 2392
FIELD GOALS-ATT	478-1157	392-1116		11/24/15	GEORGIA STATE	w 72-56 2261
Field goal pct	.413	.351	2	11/27/15	vs Middle Tennessee	w 64-46 1857
3 POINT FG-ATT	103-355	100-338	2	11/28/15	vs Utah Valley	w 67-60 964
3-point FG pct	.290	.296		12/2/15	at UT Martin	L 65-83 3018
3-pt FG made per game	5.4	5.3		12/06/15	ALCORN STATE	w 97-50 1394
FREE THROWS-ATT	291-409	212-301		12/12/15	GEORGETOWN	w 78-66 2291
Free throw pct	.711	.704	1	12/14/15	NORTH FLORIDA	w 69-47 4284
F-Throws made per game	15.3	11.2		12/18/15	at Georgia Tech	L 58-70 1828
REBOUNDS	761	732		12/20/15	GRAMBLING STATE	w 72-57 2474
Rebounds per game	40.1	38.5		12/28/15	LIPSCOMB	w 68-49 2440
Rebounding margin	+1.5	-	*	01/03/16	LSU	w 62-45 2705
ASSISTS	229	205	*	01/07/16	at #10/9 KENTUCKY	L 48-73 4792
Assists per game	12.1	10.8	*	01/10/16	VANDERBILT	L 48-54 3023
TURNOVERS	309	399	*	01/14/16	at Auburn	L 59-72 3383
Turnovers per game	16.3	21.0	*	01/17/16	GEORGIA	w 64-50 3732
Turnover margin	+4.7	-	*	01/21/16	at Florida	L 72-80 1305
Assist/turnover ratio	0.7	0.5				
STEALS	198	141				
Steals per game	10.4	7.4				
BLOCKS	101	64				
Blocks per game	5.3	3.4				
ATTENDANCE	31344	17147				
Home games-Avg/Game	12-2612	5-2865				
Neutral site-Avg/Game	-	2-1410				

1 Game played at Coleman Coliseum

2 Nugget Classic (Reno, Nev.)

* Southeastern Conference game

Score by Periods	1st	2nd	3rd	4th	Totals
Alabama	295	343	348	364	1350
Opponents	279	241	279	297	1096

2015-16 CUMULATIVE STATS - CONFERENCE GAMES

RECORD:	OVERALL	HOME	AWAY	NEUTRAL
ALL GAMES	2-4	2-1	0-3	0-0
CONFERENCE	2-4	2-1	0-3	0-0
NON-CONFERENCE	0-0	0-0	0-0	0-0

#	Player	gp-gs	min	avg	Total		3-Point		F-Throw		Rebounds					pf	dq	a	to	blk	stl	pts	avg
					fg-fga	fg%	3fg-fga	3fg%	ft-fa	ft%	off	def	tot	avg									
11	Cook, Hannah	6-6	180	30.0	24-57	.421	14-36	.389	13-20	.650	7	26	33	5.5	20	1	4	13	0	9	75	12.5	
15	Knight, Meoshonti	6-6	166	27.7	22-54	.407	4-15	.267	15-26	.577	2	14	16	2.7	13	1	8	18	0	18	63	10.5	
22	Middlebrook, Karyla	6-6	192	32.0	17-43	.395	6-13	.462	18-24	.750	1	17	18	3.0	18	0	13	21	1	6	58	9.7	
01	Bolton, Quanetria	6-4	106	17.7	18-43	.419	3-15	.200	5-9	.556	6	9	15	2.5	12	0	0	8	7	7	44	7.3	
23	Wade, Shaquera	6-0	112	18.7	17-36	.472	3-9	.333	3-7	.429	4	7	11	1.8	13	0	5	11	2	8	40	6.7	
13	Hegstetter, Nikki	6-6	192	32.0	11-34	.324	1-9	.111	8-10	.800	16	24	40	6.7	16	0	6	14	6	10	31	5.2	
05	Hayden, Breanna	6-2	152	25.3	12-33	.364	1-5	.200	3-6	.500	9	15	24	4.0	13	0	18	17	0	4	28	4.7	
03	Carter, Khadijah	6-0	30	5.0	3-9	.333	0-5	.000	5-6	.833	0	2	2	0.3	1	0	1	2	0	2	11	1.8	
02	Magee, Trista	6-0	48	8.0	0-11	.000	0-10	.000	2-2	1.000	1	2	3	0.5	3	0	3	1	0	3	2	0.3	
35	Martinez, Diamante	4-0	21	5.3	0-0	.000	0-0	.000	1-2	.500	1	0	1	0.3	0	0	0	1	0	0	1	0.3	
21	Berry, Taylor	1-0	1	1.0	0-0	.000	0-0	.000	0-0	.000	0	0	0	0.0	0	0	0	0	0	0	0	0.0	
Team												12	5	17				1					
Total.....		6	1200		124-320	.388	32-117	.274	73-112	.652	59	121	180	30.0	109	2	58	107	16	67	353	58.8	
Opponents.....		6	1200		136-331	.411	31-79	.392	71-94	.755	84	151	235	39.2	122	-	82	130	19	52	374	62.3	

TEAM STATISTICS

	UA	OPP	Date	Opponent	Score	Att.
SCORING	353	374	* 01/03/16	LSU	W 62-45	2705
Points per game	58.8	62.3	* 01/07/16	at #10/9 KENTUCKY	L 48-73	4792
Scoring margin	-3.5	-	* 01/10/16	VANDERBILT	L 48-54	3023
FIELD GOALS-ATT	124-320	136-331	* 01/14/16	at Auburn	L 59-72	3383
Field goal pct	.388	.411	* 01/17/16	GEORGIA	W 64-50	3732
3 POINT FG-ATT	32-117	31-79	* 01/21/16	at Florida	L 72-80	1305
3-point FG pct	.274	.392	1 Game played at Coleman Coliseum			
3-pt FG made per game	5.3	5.2	2 Nugget Classic (Reno, Nev.)			
FREE THROWS-ATT	73-112	71-94	* Southeastern Conference game			
Free throw pct	.652	.755				
F-Throws made per game	12.2	11.8				
REBOUNDS	180	235				
Rebounds per game	30.0	39.2				
Rebounding margin	-9.2	-				
ASSISTS	58	82				
Assists per game	9.7	13.7				
TURNOVERS	107	130				
Turnovers per game	17.8	21.7				
Turnover margin	+3.8	-				
Assist/turnover ratio	0.5	0.6				
STEALS	67	52				
Steals per game	11.2	8.7				
BLOCKS	16	19				
Blocks per game	2.7	3.2				
ATTENDANCE	9460	9480				
Home games-Avg/Game	3-3153	3-3160				
Neutral site-Avg/Game	-	0-0				

Score by Periods	1st	2nd	3rd	4th	Totals
Alabama	71	78	104	100	353
Opponents	87	85	98	104	374

2015-16 CUMULATIVE STATS - NON-CONFERENCE GAMES

RECORD:	OVERALL	HOME	AWAY	NEUTRAL
ALL GAMES	11-2	9-0	0-2	2-0
CONFERENCE	0-0	0-0	0-0	0-0
NON-CONFERENCE	11-2	9-0	0-2	2-0

##	Player	gp-gs	min	avg	Total		3-Point		F-Throw		Rebounds					pf	dq	a	to	blk	stl	pts	avg	
					fg-fga	fg%	3fg-fga	3fg%	ft-fga	ft%	off	def	tot	avg										
11	Cook, Hannah	13-13	354	27.2	57-139	.410	34-85	.400	28-36	.778	18	63	81	6.2	27	0	14	30	2	21	176	13.5		
01	Bolton, Quanetria	13-13	226	17.4	58-107	.542	4-11	.364	14-22	.636	30	35	65	5.0	30	1	7	14	18	6	134	10.3		
15	Knight, Meoshonti	13-13	328	25.2	44-111	.396	3-23	.130	37-58	.638	11	47	58	4.5	20	0	32	32	6	16	128	9.8		
13	Hegstetter, Nikki	13-13	364	28.0	41-90	.456	2-6	.333	38-51	.745	42	56	98	7.5	30	2	17	32	18	18	122	9.4		
05	Hayden, Breanna	12-0	247	20.6	40-86	.465	3-12	.250	29-37	.784	11	35	46	3.8	13	0	26	21	6	8	112	9.3		
22	Middlebrook, Karyla	13-13	371	28.5	39-102	.382	4-23	.174	35-42	.833	14	40	54	4.2	24	0	46	28	1	22	117	9.0		
23	Wade, Shaquera	13-0	260	20.0	30-81	.370	4-15	.267	11-19	.579	25	33	58	4.5	24	0	16	17	4	18	75	5.8		
02	Magee, Trista	10-0	180	18.0	11-35	.314	10-28	.357	4-4	1.000	3	16	19	1.9	16	0	3	7	0	5	36	3.6		
12	Foy, C'Coriea	11-0	75	6.8	16-31	.516	3-12	.250	4-5	.800	4	4	8	0.7	8	0	4	6	2	8	39	3.5		
03	Carter, Khadijah	10-0	85	8.5	8-26	.308	4-19	.211	11-11	1.000	2	13	15	1.5	6	0	3	3	6	6	31	3.1		
35	Martinez, Diamante	13-0	87	6.7	9-23	.391	0-0	.000	7-12	.583	9	11	20	1.5	24	2	2	10	22	1	25	1.9		
21	Berry, Taylor	7-0	23	3.3	1-6	.167	0-4	.000	0-0	.000	0	0	0	0.0	2	0	1	2	0	2	2	0.3		
Team											24	35	59											
Total.....		13	2600		354-837	.423	71-238	.298	218-297	.734	193	388	581	44.7	224	5	171	202	85	131	997	76.7		
Opponents.....		13	2600		256-785	.326	69-259	.266	141-207	.681	171	326	497	38.2	279	-	123	269	45	89	722	55.5		

TEAM STATISTICS

	UA	OPP	Date	Opponent	Score	Att.
SCORING	997	722	1	11/13/15	ALABAMA A&M	w 96-44 2120
Points per game	76.7	55.5		11/16/15	APPALACHIAN STATE	w 93-59 2228
Scoring margin	+21.2	-		11/22/15	MISSISSIPPI VALLEY STATE	w 98-35 2392
FIELD GOALS-ATT	354-837	256-785		11/24/15	GEORGIA STATE	w 72-56 2261
Field goal pct	.423	.326	2	11/27/15	vs Middle Tennessee	w 64-46 1857
3 POINT FG-ATT	71-238	69-259	2	11/28/15	vs Utah Valley	w 67-60 964
3-point FG pct	.298	.266		12/2/15	at UT Martin	L 65-83 3018
3-pt FG made per game	5.5	5.3		12/06/15	ALCORN STATE	w 97-50 1394
FREE THROWS-ATT	218-297	141-207		12/12/15	GEORGETOWN	w 78-66 2291
Free throw pct	.734	.681	1	12/14/15	NORTH FLORIDA	w 69-47 4284
F-Throws made per game	16.8	10.8		12/18/15	at Georgia Tech	L 58-70 1828
REBOUNDS	581	497		12/20/15	GRAMBLING STATE	w 72-57 2474
Rebounds per game	44.7	38.2		12/28/15	LIPSCOMB	w 68-49 2440
Rebounding margin	+6.5	-	1 Game played at Coleman Coliseum			
ASSISTS	171	123	2 Nugget Classic (Reno, Nev.)			
Assists per game	13.2	9.5	* Southeastern Conference game			
TURNOVERS	202	269				
Turnovers per game	15.5	20.7				
Turnover margin	+5.2	-				
Assist/turnover ratio	0.8	0.5				
STEALS	131	89				
Steals per game	10.1	6.8				
BLOCKS	85	45				
Blocks per game	6.5	3.5				
ATTENDANCE	21884	7667				
Home games-Avg/Game	9-2432	2-2423				
Neutral site-Avg/Game	-	2-1410				

Score by Periods	1st	2nd	3rd	4th	Totals
Alabama	224	265	244	264	997
Opponents	192	156	181	193	722

2015-16 CUMULATIVE STATS - HOME GAMES

RECORD:	OVERALL	HOME	AWAY	NEUTRAL
ALL GAMES	11-1	11-1	0-0	0-0
CONFERENCE	2-1	2-1	0-0	0-0
NON-CONFERENCE	9-0	9-0	0-0	0-0

#	Player	gp-gs	min	avg	Total		3-Point		F-Throw		Rebounds				pf	dq	a	to	blk	stl	pts	avg
					fg-fga	fg%	3fg-fga	3fg%	ft-fa	ft%	off	def	tot	avg								
11	Cook, Hannah	12-12	329	27.4	47-125	.376	28-80	.350	28-35	.800	13	48	61	5.1	30	0	15	25	1	22	150	12.5
01	Bolton, Quanetria	12-11	213	17.8	56-103	.544	5-18	.278	12-20	.600	28	34	62	5.2	26	1	4	14	17	7	129	10.8
22	Middlebrook, Karyla	12-12	364	30.3	40-106	.377	8-27	.296	38-46	.826	10	37	47	3.9	25	0	44	28	0	19	126	10.5
15	Knight, Meoshonti	12-12	303	25.3	36-89	.404	4-22	.182	36-57	.632	6	42	48	4.0	23	1	26	31	5	22	112	9.3
13	Hegstetter, Nikki	12-12	346	28.8	37-82	.451	2-8	.250	34-44	.773	41	54	95	7.9	24	1	18	30	14	20	110	9.2
05	Hayden, Breanna	11-1	234	21.3	36-75	.480	3-9	.333	24-33	.727	16	33	49	4.5	13	0	21	18	4	10	99	9.0
23	Wade, Shaquera	12-0	240	20.0	33-84	.393	4-16	.250	8-17	.471	23	26	49	4.1	21	0	16	12	3	19	78	6.5
12	Foy, C'Coriea	8-0	55	6.9	13-23	.565	3-10	.300	4-5	.800	3	3	6	0.8	3	0	4	4	2	5	33	4.1
03	Carter, Khadijah	10-0	81	8.1	9-27	.333	4-19	.211	15-15	1.000	2	13	15	1.5	6	0	4	2	6	8	37	3.7
35	Martinez, Diamante	11-0	79	7.2	8-20	.400	0-0	.000	7-12	.583	8	8	16	1.5	18	1	2	8	21	1	23	2.1
02	Magee, Trista	9-0	133	14.8	4-22	.182	4-20	.200	6-6	1.000	3	14	17	1.9	10	0	4	4	0	2	18	2.0
21	Berry, Taylor	7-0	23	3.3	1-6	.167	0-4	.000	0-0	.000	0	0	0	0.0	0	0	1	1	0	2	2	0.3
Team												27	31	58				1				
Total.....		12	2400		320-762	.420	65-233	.279	212-290	.731	180	343	523	43.6	199	4	159	178	73	137	917	76.4
Opponents.....		12	2400		220-692	.318	52-189	.275	120-179	.670	160	301	461	38.4	271	-	99	273	35	77	612	51.0

TEAM STATISTICS

	UA	OPP	Date	Opponent	Score	Att.
SCORING	917	612	1	11/13/15	ALABAMA A&M	w 96-44 2120
Points per game	76.4	51.0		11/16/15	APPALACHIAN STATE	w 93-59 2228
Scoring margin	+25.4	-		11/22/15	MISSISSIPPI VALLEY STATE	w 98-35 2392
FIELD GOALS-ATT	320-762	220-692		11/24/15	GEORGIA STATE	w 72-56 2261
Field goal pct	.420	.318		12/06/15	ALCORN STATE	w 97-50 1394
3 POINT FG-ATT	65-233	52-189		12/12/15	GEORGETOWN	w 78-66 2291
3-point FG pct	.279	.275	1	12/14/15	NORTH FLORIDA	w 69-47 4284
3-pt FG made per game	5.4	4.3		12/20/15	GRAMBLING STATE	w 72-57 2474
FREE THROWS-ATT	212-290	120-179		12/28/15	LIPSCOMB	w 68-49 2440
Free throw pct	.731	.670	*	01/03/16	LSU	w 62-45 2705
F-Throws made per game	17.7	10.0	*	01/10/16	VANDERBILT	L 48-54 3023
REBOUNDS	523	461	*	01/17/16	GEORGIA	w 64-50 3732
Rebounds per game	43.6	38.4				
Rebounding margin	+5.2	-				
ASSISTS	159	99				
Assists per game	13.3	8.3				
TURNOVERS	178	273				
Turnovers per game	14.8	22.8				
Turnover margin	+7.9	-				
Assist/turnover ratio	0.9	0.4				
STEALS	137	77				
Steals per game	11.4	6.4				
BLOCKS	73	35				
Blocks per game	6.1	2.9				
ATTENDANCE	31344	0				
Home games-Avg/Game	12-2612	0-0				
Neutral site-Avg/Game	-	0-0				

1 Game played at Coleman Coliseum

2 Nugget Classic (Reno, Nev.)

* Southeastern Conference game

Score by Periods	1st	2nd	3rd	4th	Totals
Alabama	210	244	214	249	917
Opponents	171	120	139	182	612

2015-16 CUMULATIVE STATS - AWAY GAMES

RECORD:	OVERALL	HOME	AWAY	NEUTRAL
ALL GAMES	0-5	0-0	0-5	0-0
CONFERENCE	0-3	0-0	0-3	0-0
NON-CONFERENCE	0-2	0-0	0-2	0-0

##	Player	gp-gs	min	avg	Total		3-Point		F-Throw		Rebounds				pf	dq	a	to	blk	stl	pts	avg
					fg-fga	fg%	3fg-fga	3fg%	ft-fga	ft%	off	def	tot	avg								
11	Cook, Hannah	5-5	143	28.6	25-53	.472	16-33	.485	11-17	.647	6	22	28	5.6	14	1	3	9	1	5	77	15.4
15	Knight, Meoshonti	5-5	128	25.6	21-52	.404	2-12	.167	12-22	.545	4	13	17	3.4	8	0	8	14	1	9	56	11.2
01	Bolton, Quanetria	5-4	90	18.0	16-34	.471	2-7	.286	5-9	.556	4	8	12	2.4	10	0	3	6	6	5	39	7.8
23	Wade, Shaquera	5-0	100	20.0	11-23	.478	1-4	.250	6-9	.667	5	9	14	2.8	13	0	4	12	3	7	29	5.8
22	Middlebrook, Karyla	5-5	140	28.0	10-28	.357	2-7	.286	6-8	.750	5	14	19	3.8	14	0	12	19	2	5	28	5.6
13	Hegstetter, Nikki	5-5	144	28.8	10-30	.333	1-7	.143	4-8	.500	12	19	31	6.2	14	0	2	13	5	6	25	5.0
02	Magee, Trista	5-0	71	14.2	6-19	.316	5-14	.357	0-0	.000	0	2	2	0.4	6	0	2	3	0	5	17	3.4
05	Hayden, Breanna	5-1	121	24.2	7-28	.250	1-6	.167	2-4	.500	3	11	14	2.8	10	0	19	14	2	2	17	3.4
12	Foy, C'Coriea	2-0	15	7.5	3-7	.429	0-2	.000	0-0	.000	1	1	2	1.0	2	0	0	1	0	2	6	3.0
03	Carter, Khadijah	4-0	25	6.3	2-8	.250	0-5	.000	1-2	.500	0	2	2	0.5	0	0	0	2	0	0	5	1.3
35	Martinez, Diamante	4-0	23	5.8	1-1	1.000	0-0	.000	1-2	.500	2	1	3	0.8	0	0	0	2	0	0	3	0.8
Team											7	3	10									
Total.....		5	1000		112-283	.396	30-97	.309	48-81	.593	49	105	154	30.8	91	1	53	95	20	46	302	60.4
Opponents.....		5	1000		140-299	.468	42-102	.412	56-72	.778	58	130	188	37.6	95	-	87	94	23	46	378	75.6

TEAM STATISTICS

	UA	OPP	Date	Opponent	Score	Att.
SCORING	302	378	12/2/15	at UT Martin	L 65-83	3018
Points per game	60.4	75.6	12/18/15	at Georgia Tech	L 58-70	1828
Scoring margin	-15.2	-	* 01/07/16	at #10/9 KENTUCKY	L 48-73	4792
FIELD GOALS-ATT	112-283	140-299	* 01/14/16	at Auburn	L 59-72	3383
Field goal pct	.396	.468	* 01/21/16	at Florida	L 72-80	1305
3 POINT FG-ATT	30-97	42-102	1 Game played at Coleman Coliseum			
3-point FG pct	.309	.412	2 Nugget Classic (Reno, Nev.)			
3-pt FG made per game	6.0	8.4	* Southeastern Conference game			
FREE THROWS-ATT	48-81	56-72				
Free throw pct	.593	.778				
F-Throws made per game	9.6	11.2				
REBOUNDS	154	188				
Rebounds per game	30.8	37.6				
Rebounding margin	-6.8	-				
ASSISTS	53	87				
Assists per game	10.6	17.4				
TURNOVERS	95	94				
Turnovers per game	19.0	18.8				
Turnover margin	-0.2	-				
Assist/turnover ratio	0.6	0.9				
STEALS	46	46				
Steals per game	9.2	9.2				
BLOCKS	20	23				
Blocks per game	4.0	4.6				
ATTENDANCE	0	14326				
Home games-Avg/Game	0-0	5-2865				
Neutral site-Avg/Game	-	0-0				

Score by Periods	1st	2nd	3rd	4th	Totals
Alabama	58	67	96	81	302
Opponents	90	95	112	81	378

2015-16 CUMULATIVE STATS - NEUTRAL SITE GAMES

RECORD:	OVERALL	HOME	AWAY	NEUTRAL
ALL GAMES	2-0	0-0	0-0	2-0
CONFERENCE	0-0	0-0	0-0	0-0
NON-CONFERENCE	2-0	0-0	0-0	2-0

##	Player	gp-gs	min	avg	Total		3-Point		F-Throw		Rebounds				pf	dq	a	to	blk	stl	pts	avg
					fg-fga	fg%	3fg-fga	3fg%	ft-fga	ft%	off	def	tot	avg								
11	Cook, Hannah	2-2	62	31.0	9-18	.500	4-8	.500	2-4	.500	6	19	25	12.5	3	0	0	9	0	3	24	12.0
05	Hayden, Breanna	2-0	44	22.0	9-16	.563	0-2	.000	6-6	1.000	1	6	7	3.5	3	0	4	6	0	0	24	12.0
15	Knight, Meoshonti	2-2	63	31.5	9-24	.375	1-4	.250	4-5	.800	3	6	9	4.5	2	0	6	5	0	3	23	11.5
22	Middlebrook, Karyla	2-2	59	29.5	6-11	.545	0-2	.000	9-12	.750	0	6	6	3.0	3	0	3	2	0	4	21	10.5
13	Hegstetter, Nikki	2-2	66	33.0	5-12	.417	0-0	.000	8-9	.889	5	7	12	6.0	8	1	3	3	5	2	18	9.0
01	Bolton, Quanetria	2-2	29	14.5	4-13	.308	0-1	.000	2-2	1.000	4	2	6	3.0	6	0	0	2	2	1	10	5.0
23	Wade, Shaquera	2-0	32	16.0	3-10	.300	2-4	.500	0-0	.000	1	5	6	3.0	3	0	1	4	0	0	8	4.0
02	Magee, Trista	2-0	24	12.0	1-5	.200	1-4	.250	0-0	.000	1	2	3	1.5	3	0	0	1	0	1	3	1.5
21	Berry, Taylor	1-0	1	1.0	0-0	.000	0-0	.000	0-0	.000	0	0	0	0.0	2	0	0	1	0	0	0	0.0
35	Martinez, Diamante	2-0	6	3.0	0-2	.000	0-0	.000	0-0	.000	0	2	2	1.0	6	1	0	1	1	0	0	0.0
03	Carter, Khadijah	2-0	9	4.5	0-0	.000	0-0	.000	0-0	.000	0	0	0	0.0	1	0	0	1	0	0	0	0.0
12	Foy, C'Coriea	1-0	5	5.0	0-1	.000	0-0	.000	0-0	.000	0	0	0	0.0	3	0	0	1	0	1	0	0.0
Team											2	6	8									
Total.....		2	400		46-112	.411	8-25	.320	31-38	.816	23	61	84	42.0	43	2	17	36	8	15	131	65.5
Opponents.....		2	400		32-125	.256	6-47	.128	36-50	.720	37	46	83	41.5	35	-	19	32	6	18	106	53.0

TEAM STATISTICS

	UA	OPP	Date	Opponent	Score	Att.
SCORING	131	106	2	11/27/15	vs Middle Tennessee	w 64-46 1857
Points per game	65.5	53.0	2	11/28/15	vs Utah Valley	w 67-60 964
Scoring margin	+12.5	-	1 Game played at Coleman Coliseum			
FIELD GOALS-ATT	46-112	32-125	2 Nugget Classic (Reno, Nev.)			
Field goal pct	.411	.256	* Southeastern Conference game			
3 POINT FG-ATT	8-25	6-47				
3-point FG pct	.320	.128				
3-pt FG made per game	4.0	3.0				
FREE THROWS-ATT	31-38	36-50				
Free throw pct	.816	.720				
F-Throws made per game	15.5	18.0				
REBOUNDS	84	83				
Rebounds per game	42.0	41.5				
Rebounding margin	+0.5	-				
ASSISTS	17	19				
Assists per game	8.5	9.5				
TURNOVERS	36	32				
Turnovers per game	18.0	16.0				
Turnover margin	-2.0	-				
Assist/turnover ratio	0.5	0.6				
STEALS	15	18				
Steals per game	7.5	9.0				
BLOCKS	8	6				
Blocks per game	4.0	3.0				
ATTENDANCE	0	2821				
Home games-Avg/Game	0-0	0-0				
Neutral site-Avg/Game	-	2-1410				

Score by Periods	1st	2nd	3rd	4th	Totals
Alabama	27	32	38	34	131
Opponents	18	26	28	34	106

2015-16 CUMULATIVE STATS - LAST FIVE GAMES

RECORD:	OVERALL	HOME	AWAY	NEUTRAL
ALL GAMES	1-4	1-1	0-3	0-0
CONFERENCE	1-4	1-1	0-3	0-0
NON-CONFERENCE	0-0	0-0	0-0	0-0

#	Player	gp-gs	min	avg	Total		3-Point		F-Throw		Rebounds				pf	dq	a	to	blk	stl	pts	avg
					fg-fga	fg%	3fg-fga	3fg%	ft-fta	ft%	off	def	tot	avg								
11	Cook, Hannah	5-5	154	30.8	21-45	.467	12-27	.444	12-18	.667	6	22	28	5.6	17	1	2	12	0	6	66	13.2
22	Middlebrook, Karyla	5-5	159	31.8	14-35	.400	5-11	.455	15-21	.714	1	12	13	2.6	17	0	11	17	1	5	48	9.6
15	Knight, Meoshonti	5-5	131	26.2	15-44	.341	2-12	.167	14-24	.583	1	12	13	2.6	13	1	7	14	0	12	46	9.2
01	Bolton, Quanetria	5-3	88	17.6	16-38	.421	3-12	.250	5-9	.556	5	7	12	2.4	10	0	0	6	7	7	40	8.0
23	Wade, Shaquera	5-0	97	19.4	14-32	.438	3-9	.333	3-7	.429	4	7	11	2.2	11	0	4	11	2	8	34	6.8
13	Hegstetter, Nikki	5-5	158	31.6	9-28	.321	1-8	.125	6-8	.750	13	21	34	6.8	13	0	4	11	5	7	25	5.0
05	Hayden, Breanna	5-2	125	25.0	8-29	.276	1-5	.200	3-4	.750	6	13	19	3.8	13	0	15	15	0	3	20	4.0
03	Carter, Khadijah	5-0	29	5.8	3-9	.333	0-5	.000	5-6	.833	0	2	2	0.4	1	0	1	2	0	2	11	2.2
35	Martinez, Diamante	3-0	19	6.3	0-0	.000	0-0	.000	1-2	.500	1	0	1	0.3	0	0	0	1	0	0	1	0.3
02	Magee, Trista	5-0	40	8.0	0-8	.000	0-7	.000	0-0	.000	0	2	2	0.4	2	0	2	1	0	3	0	0.0
Team											9	4	13									
Total.....		5	1000		100-268	.373	27-96	.281	64-99	.646	46	102	148	29.6	97	2	46	90	15	53	291	58.2
Opponents.....		5	1000		116-282	.411	29-75	.387	68-89	.764	73	133	206	41.2	105	-	69	105	17	44	329	65.8

TEAM STATISTICS

	UA	OPP	Date	Opponent	Score	Att.
SCORING	291	329	* 01/07/16	at #10/9 KENTUCKY	L 48-73	4792
Points per game	58.2	65.8	* 01/10/16	VANDERBILT	L 48-54	3023
Scoring margin	-7.6	-	* 01/14/16	at Auburn	L 59-72	3383
FIELD GOALS-ATT	100-268	116-282	* 01/17/16	GEORGIA	W 64-50	3732
Field goal pct	.373	.411	* 01/21/16	at Florida	L 72-80	1305
3 POINT FG-ATT	27-96	29-75	1 Game played at Coleman Coliseum			
3-point FG pct	.281	.387	2 Nugget Classic (Reno, Nev.)			
3-pt FG made per game	5.4	5.8	* Southeastern Conference game			
FREE THROWS-ATT	64-99	68-89				
Free throw pct	.646	.764				
F-Throws made per game	12.8	13.6				
REBOUNDS	148	206				
Rebounds per game	29.6	41.2				
Rebounding margin	-11.6	-				
ASSISTS	46	69				
Assists per game	9.2	13.8				
TURNOVERS	90	105				
Turnovers per game	18.0	21.0				
Turnover margin	+3.0	-				
Assist/turnover ratio	0.5	0.7				
STEALS	53	44				
Steals per game	10.6	8.8				
BLOCKS	15	17				
Blocks per game	3.0	3.4				
ATTENDANCE	6755	9480				
Home games-Avg/Game	2-3378	3-3160				
Neutral site-Avg/Game	-	0-0				

Score by Periods	1st	2nd	3rd	4th	Totals
Alabama	60	60	90	81	291
Opponents	73	73	88	95	329

2015-16 CUMULATIVE STATS - WINS

RECORD:	OVERALL	HOME	AWAY	NEUTRAL
ALL GAMES	13-0	11-0	0-0	2-0
CONFERENCE	2-0	2-0	0-0	0-0
NON-CONFERENCE	11-0	9-0	0-0	2-0

##	Player	gp-gs	min	Total		3-Point		F-Throw		Rebounds				pf	dq	a	to	blk	stl	pts	avg	
				fg-fga	fg%	3fg-fga	3fg%	ft-fga	ft%	off	def	tot	avg									
11	Cook, Hannah	13-13	360	27.7	54-139	.388	31-86	.360	28-37	.757	18	65	83	6.4	29	0	15	32	1	24	167	12.8
22	Middlebrook, Karyla	13-13	383	29.5	44-109	.404	7-27	.259	43-53	.811	10	41	51	3.9	24	0	44	27	0	21	138	10.6
15	Knight, Meoshonti	13-13	335	25.8	43-105	.410	5-24	.208	40-60	.667	9	45	54	4.2	20	0	31	34	5	22	131	10.1
01	Bolton, Quanetria	13-13	226	17.4	56-108	.519	4-16	.250	14-22	.636	30	35	65	5.0	31	1	4	16	19	7	130	10.0
13	Hegstetter, Nikki	13-13	380	29.2	41-87	.471	2-8	.250	41-51	.804	43	57	100	7.7	31	2	20	32	17	22	125	9.6
05	Hayden, Breanna	12-0	250	20.8	40-81	.494	3-10	.300	30-39	.769	13	35	48	4.0	12	0	23	20	4	8	113	9.4
23	Wade, Shaquera	13-0	255	19.6	34-89	.382	4-16	.250	8-15	.533	23	29	52	4.0	22	0	15	14	3	19	80	6.2
12	Foy, C'Coriea	9-0	60	6.7	13-24	.542	3-10	.300	4-5	.800	3	3	6	0.7	6	0	4	5	2	6	33	3.7
03	Carter, Khadijah	11-0	89	8.1	9-27	.333	4-19	.211	15-15	1.000	2	12	14	1.3	7	0	4	3	6	8	37	3.4
02	Magee, Trista	10-0	153	15.3	5-25	.200	5-22	.227	6-6	1.000	4	15	19	1.9	13	0	4	5	0	3	21	2.1
35	Martinez, Diamante	13-0	85	6.5	8-22	.364	0-0	.000	7-12	.583	8	10	18	1.4	24	2	2	9	22	1	23	1.8
21	Berry, Taylor	8-0	24	3.0	1-6	.167	0-4	.000	0-0	.000	0	0	0	0.0	2	0	1	2	0	2	2	0.3
Team												29	35	64				1				
Total.....		13	2600		348-822	.423	68-242	.281	236-315	.749	192	382	574	44.2	221	5	167	200	79	143	1000	76.9
Opponents.....		13	2600		237-770	.308	51-216	.236	139-208	.668	185	322	507	39.0	289	-	108	290	40	90	664	51.1

TEAM STATISTICS

	UA	OPP	Date	Opponent	Score	Att.
SCORING	1000	664	1	11/13/15	ALABAMA A&M	w 96-44 2120
Points per game	76.9	51.1		11/16/15	APPALACHIAN STATE	w 93-59 2228
Scoring margin	+25.8	-		11/22/15	MISSISSIPPI VALLEY STATE	w 98-35 2392
FIELD GOALS-ATT	348-822	237-770		11/24/15	GEORGIA STATE	w 72-56 2261
Field goal pct	.423	.308	2	11/27/15	vs Middle Tennessee	w 64-46 1857
3 POINT FG-ATT	68-242	51-216	2	11/28/15	vs Utah Valley	w 67-60 964
3-point FG pct	.281	.236		12/06/15	ALCORN STATE	w 97-50 1394
3-pt FG made per game	5.2	3.9		12/12/15	GEORGETOWN	w 78-66 2291
FREE THROWS-ATT	236-315	139-208	1	12/14/15	NORTH FLORIDA	w 69-47 4284
Free throw pct	.749	.668		12/20/15	GRAMBLING STATE	w 72-57 2474
F-Throws made per game	18.2	10.7		12/28/15	LIPSCOMB	w 68-49 2440
REBOUNDS	574	507	*	01/03/16	LSU	w 62-45 2705
Rebounds per game	44.2	39.0	*	01/17/16	GEORGIA	w 64-50 3732
Rebounding margin	+5.2	-				
ASSISTS	167	108				
Assists per game	12.8	8.3				
TURNOVERS	200	290				
Turnovers per game	15.4	22.3				
Turnover margin	+6.9	-				
Assist/turnover ratio	0.8	0.4				
STEALS	143	90				
Steals per game	11.0	6.9				
BLOCKS	79	40				
Blocks per game	6.1	3.1				
ATTENDANCE	28321	2821				
Home games-Avg/Game	11-2575	0-0				
Neutral site-Avg/Game	-	2-1410				

1 Game played at Coleman Coliseum
 2 Nugget Classic (Reno, Nev.)
 * Southeastern Conference game

Score by Periods	1st	2nd	3rd	4th	Totals
Alabama	228	265	236	271	1000
Opponents	181	137	153	193	664

2015-16 CUMULATIVE STATS - LOSSES

RECORD:	OVERALL	HOME	AWAY	NEUTRAL
ALL GAMES	0-6	0-1	0-5	0-0
CONFERENCE	0-4	0-1	0-3	0-0
NON-CONFERENCE	0-2	0-0	0-2	0-0

#	Player	gp-gs	min	avg	Total		3-Point		F-Throw		Rebounds				pf	dq	a	to	blk	stl	pts	avg		
					fg-fga	fg%	3fg-fga	3fg%	ft-fa	ft%	off	def	tot	avg										
11	Cook, Hannah	6-6	174	29.0	27-57	.474	17-35	.486	13-19	.684	7	24	31	5.2	18	1	3	11	1	6	84	14.0		
15	Knight, Meoshonti	6-6	159	26.5	23-60	.383	2-14	.143	12-24	.500	4	16	20	3.3	13	1	9	16	1	12	60	10.0		
01	Bolton, Quanetria	6-4	106	17.7	20-42	.476	3-10	.300	5-9	.556	6	9	15	2.5	11	0	3	6	6	6	48	8.0		
22	Middlebrook, Karyla	6-6	180	30.0	12-36	.333	3-9	.333	10-13	.769	5	16	21	3.5	18	0	15	22	2	7	37	6.2		
23	Wade, Shaquera	6-0	117	19.5	13-28	.464	3-8	.375	6-11	.545	6	11	17	2.8	15	0	6	14	3	7	35	5.8		
13	Hegstetter, Nikki	6-6	176	29.3	11-37	.297	1-7	.143	5-10	.500	15	23	38	6.3	15	0	3	14	7	6	28	4.7		
05	Hayden, Breanna	6-2	149	24.8	12-38	.316	1-7	.143	2-4	.500	7	15	22	3.7	14	0	21	18	2	4	27	4.5		
12	Foy, C'Coriea	2-0	15	7.5	3-7	.429	0-2	.000	0-0	.000	1	1	2	1.0	2	0	0	1	0	2	6	3.0		
02	Magee, Trista	6-0	75	12.5	6-21	.286	5-16	.313	0-0	.000	0	3	3	0.5	6	0	2	3	0	5	17	2.8		
03	Carter, Khadijah	5-0	26	5.2	2-8	.250	0-5	.000	1-2	.500	0	3	3	0.6	0	0	0	2	0	0	5	1.0		
35	Martinez, Diamante	4-0	23	5.8	1-1	1.000	0-0	.000	1-2	.500	2	1	3	0.8	0	0	0	2	0	0	3	0.8		
Team											7	5	12											
Total.....		6	1200		130-335	.388	35-113	.310	55-94	.585	60	127	187	31.2	112	2	62	109	22	55	350	58.3		
Opponents.....		6	1200		155-346	.448	49-122	.402	73-93	.785	70	155	225	37.5	112	-	97	109	24	51	432	72.0		

TEAM STATISTICS

	UA	OPP
SCORING	350	432
Points per game	58.3	72.0
Scoring margin	-13.7	-
FIELD GOALS-ATT	130-335	155-346
Field goal pct	.388	.448
3 POINT FG-ATT	35-113	49-122
3-point FG pct	.310	.402
3-pt FG made per game	5.8	8.2
FREE THROWS-ATT	55-94	73-93
Free throw pct	.585	.785
F-Throws made per game	9.2	12.2
REBOUNDS	187	225
Rebounds per game	31.2	37.5
Rebounding margin	-6.3	-
ASSISTS	62	97
Assists per game	10.3	16.2
TURNOVERS	109	109
Turnovers per game	18.2	18.2
Turnover margin	+0.0	-
Assist/turnover ratio	0.6	0.9
STEALS	55	51
Steals per game	9.2	8.5
BLOCKS	22	24
Blocks per game	3.7	4.0
ATTENDANCE	3023	14326
Home games-Avg/Game	1-3023	5-2865
Neutral site-Avg/Game	-	0-0

Date	Opponent	Score	Att.
12/2/15	at UT Martin	L 65-83	3018
12/18/15	at Georgia Tech	L 58-70	1828
* 01/07/16	at #10/9 KENTUCKY	L 48-73	4792
* 01/10/16	VANDERBILT	L 48-54	3023
* 01/14/16	at Auburn	L 59-72	3383
* 01/21/16	at Florida	L 72-80	1305

1 Game played at Coleman Coliseum

2 Nugget Classic (Reno, Nev.)

* Southeastern Conference game

Score by Periods	1st	2nd	3rd	4th	Totals
Alabama	67	78	112	93	350
Opponents	98	104	126	104	432

GAME 1

ALABAMA A&M 44
ALABAMA 96

Nov. 13, 2015 • Tuscaloosa, Ala.
Coleman Coliseum • 2,120

Alabama won its 2015-16 season opener by a score of 96-44 over Alabama A&M in Coleman Coliseum. The Tide had seven players finish in double figures. It was the largest margin of victory in program history since a 49-point victory over Alabama State, 80-31, on Dec. 1, 2010.

Sophomore Quanetria Bolton recorded her first double-double, scoring a career-high 19 points along with reeling in 10 rebounds. Sophomore Karyla Middlebrook had a complete game with 15 points as well as earning six rebounds and dishing out five assists. Sophomore Hannah Cook also recorded 14 points while senior Khadijah Carter added 13. Sophomore Meoshonti Knight, freshman C'Coriea Foy, and freshman Shaquera Wade all tallied 10 points as well.

Defensively, sophomore Diamante Martinez recorded six blocks, tying her for third in a game in the Alabama record book. As a team, the Tide finished with 14 rejections.

Alabama got off to a hot start, leading 32-10 at the end of the first quarter. Middlebrook had 13 points after the opening 10 minutes ignite the offense. The Tide's defense was also active from the start, forcing 10 turnovers in the first period of play.

The second quarter was just as dominating, with Alabama outscoring Alabama A&M 21-7. Going into the locker room, the Tide had a 53-17 lead over the Bulldogs, controlling both ends of the court. The Tide had forced 18 turnovers and blocked seven shots by halftime. Alabama hit the offensive glass hard in the first half, bringing down 11 offensive rebounds.

The second half was more balanced, as the Tide worked more players into its rotation. Alabama stayed aggressive, getting to the free throw line 22 times in the half. Alabama A&M only attempted 20 foul shots for the game. The Tide finished with at least 20 points in all four quarters.

For the game, Alabama shot 43.6 percent (34-78) while holding the Bulldogs to 27.1 percent (16-59) from the floor and forcing 28 turnovers. The Tide collected 52 rebounds, 20 of which came on the offensive end.

ALABAMA 96

Player	FG	3FG	FT	R	TP	A	MIN
Bolton*	7-14	0-1	5-8	10	19	0	22
Hegstetter*	1-4	1-1	0-0	8	3	1	21
Cook*	5-15	4-13	0-0	6	14	1	28
Knight*	3-4	0-1	4-9	2	10	1	19
Middlebrook*	5-12	0-2	5-6	6	15	6	29
Carter	4-8	1-5	4-4	3	13	2	21
Foy	4-8	0-3	2-3	2	10	1	12
Berry	1-4	0-3	0-0	2	0	0	8
Wade	4-8	0-1	2-4	8	10	0	28
Martinez	0-1	0-0	0-0	3	0	0	12
TEAM	4						
Totals	34-78	6-30	22-34	52	96	12	200

	Half (53)	Final
FG%	.463 (19-41)	.436
3FG%	.429 (6-14)	.200
FT%	.750 (9-12)	.647

ALABAMA A&M 44

Player	FG	3FG	FT	R	TP	A	MIN
Myles*	7-12	0-0	0-2	11	14	0	25
Johnson*	0-4	0-1	3-4	2	3	0	20
Martin*	1-3	0-0	2-2	4	4	0	20
DeBose*	1-2	0-0	0-0	1	2	0	11
Moffett*	1-5	0-0	0-2	3	2	4	28
Sutton	1-8	0-4	0-0	1	2	0	27
Spencer	1-4	0-1	1-2	2	3	0	12
Howard	2-7	0-1	2-2	4	4	6	14
Totten	1-6	0-1	4-6	0	6	1	17
Logan	0-6	0-0	0-0	7	0	1	20
Venson	1-2	0-0	0-0	1	2	0	6
TEAM	6						
Totals	16-59	0-8	12-20	42	44	6	200

	Half (17)	Final
FG%	.274 (5-23)	.271
3FG%	.000 (0-4)	.000
FT%	.700 (7-10)	.600

Fouls: UA 21 (Martinez, 5), AAMU 27 (Two with 2). Turnovers: UA 14 (Five with 2), AAMU 28 (Moffett, 6). Blocks: UA 14 (Martinez, 6), AAMU 0. Steals: UA 12 (Carter, 4), AAMU 5 (Sutton, 2).

GAME 2

APPALACHIAN STATE 59
ALABAMA 93

Nov. 16, 2015 • Tuscaloosa, Ala.
Foster Auditorium • 2,228

Alabama defeated the Appalachian State Mountaineers, 93-59, in Foster Auditorium. The Crimson Tide scored at least 90 points for the second consecutive game for the first time since 2001. Alabama improved to 2-0 on the season, while the Mountaineers dropped to 0-2.

Breaking her career-high in scoring while tying her career-best in rebounds, sophomore Meoshonti Knight paced the team to the victory. Knight put up 20 points, four more points than her previous best, along with bringing in eight rebounds. Senior Nikki Hegstetter scored a career-high 17 points, shooting 6-for-8 from the field, while sophomore Hannah Cook scored 15 points and junior Breanna Hayden tallied 13 points.

The game got off to a sluggish start, as both teams compiled double-digit fouls in the first quarter. Alabama converted four field goals in the opening 10 minutes, but held Appalachian State without a basket until only 32 seconds remained in the quarter. The Tide began to pull away in the second quarter, eventually taking a 51-26 advantage into the locker room. Knight led all scorers at that point with 14.

Alabama used a hot-shooting third quarter to put the game away, draining 10 of its 18 shots, including a perfect 4-of-4 from Hegstetter.

For the game, Alabama earned 32 points off of 27 forced turnovers and held the Mountaineers to 27 percent (17-64) from the floor while the Tide shot 43 percent (30-70). The Tide dished out 13 assists and rejected nine shots.

APPALACHIAN STATE 59

Player	FG	3FG	FT	R	TP	A	MIN
Marshall*	0-2	0-0	1-2	8	1	1	14
Cooper*	2-3	0-0	4-4	8	8	1	22
Wood*	2-10	1-9	0-0	0	5	0	23
Jones*	4-7	0-0	0-0	1	8	1	11
Story*	2-9	0-3	7-8	5	11	0	27
Ogunjimi	0-6	0-0	2-2	5	2	0	21
Carter	1-4	0-0	2-5	6	4	0	24
Norregaaard	1-1	1-1	0-0	0	3	0	2
Craven	1-7	0-2	3-5	1	2	0	10
Doub	2-4	1-2	2-2	6	7	2	22
Buehler	0-0	0-0	0-0	0	0	0	3
Bassett-Smith	2-11	0-0	1-2	5	5	1	21
TEAM	2						
Totals	17-64	3-17	22-30	47	59	6	200

	Half (26)	Final
FG%	.143 (5-35)	.266
3FG%	.091 (1-11)	.176
FT%	.789 (15-19)	.733

ALABAMA 93

Player	FG	3FG	FT	R	TP	A	MIN
Bolton*	1-6	0-0	0-0	3	2	2	11
Hegstetter*	6-8	0-0	5-8	5	17	2	30
Cook*	6-13	2-7	1-3	9	15	1	25
Knight*	5-8	1-2	9-14	8	20	3	29
Middlebrook*	3-9	0-1	2-2	2	8	3	23
Carter	1-5	1-3	2-2	5	5	0	15
Hayden	3-7	0-0	7-8	5	13	1	18
Foy	1-3	1-3	0-0	0	3	0	11
Berry	0-0	0-0	0-0	0	0	0	3
Wade	4-9	0-0	0-0	1	8	1	23
Martinez	0-2	0-0	2-3	2	2	0	12
TEAM	7						
Totals	30-70	5-16	28-40	47	93	13	200

	Half (51)	Final
FG%	.412 (14-34)	.429
3FG%	.286 (2-7)	.313
FT%	.677 (21-31)	.700

Fouls: UA 27 (Two with 5), ASU 35 (Four with 5). Turnovers: UA 14 (Cook, 4), ASU 27 (Two with 5). Blocks: UA 9 (Martinez, 5), ASU 5 (Bassett-Smith, 3). Steals: UA 13 (Two with 3), ASU 6 (Jones, 2).

GAME 3

MISSISSIPPI VALLEY STATE 35
ALABAMA 98

Nov. 22, 2015 • Tuscaloosa, Ala.
Foster Auditorium • 2,392

Sophomore Quanetria Bolton scored a career-high 21 points to pace the Crimson Tide offense in a 98-35 win for the Alabama women's basketball team over Mississippi Valley State. With the victory, the Tide improved to 3-0 on the season, while the Devilettes dropped to 0-3 overall.

Joining Bolton in double figures was sophomore Meoshonti Knight with 13, sophomore Karyla Middlebrook with 12, senior Khadijah Carter with 11 and sophomore Hannah Cook with 10. Senior Nikki Hegstetter led the Tide in rebounds with eight, while Knight had a team-high four assists. Sophomore Diamante Martinez continued to rack up the blocks, finishing with four in 13 minutes of action.

As a team, Alabama dominated in nearly every facet of the game as the Tide finished with 16 steals, 12 blocks, 48 rebounds and had only 10 turnovers. The Devilettes committed 30 turnovers, of which UA scored 38 points off of, and were limited to 22.4 percent (13-58) from the field. Alabama took 40 free throws compared to Mississippi Valley State's 11 shots from the stripe.

The game went back and forth over the first couple possessions before Alabama scored 18 unanswered points over the next 6:08 to take a 23-4 lead. From that point on the Tide would lead comfortably throughout the game, pulling in front by as many as 64.

MISSISSIPPI VALLEY STATE 35

Player	FG	3FG	FT	R	TP	A	MIN
Stevens*	0-6	0-2	0-0	5	0	0	18
Beals*	4-12	0-0	3-9	11	11	1	33
Walters*	4-8	2-3	0-0	5	10	1	31
Jernigan*	1-10	1-6	0-0	7	3	2	38
Floyd*	2-13	1-6	0-0	3	5	0	27
Tate	2-7	0-2	0-0	2	4	0	23
Strothers	0-0	0-0	0-0	0	0	0	6
Bolden	0-2	0-0	2-2	3	2	0	24
TEAM	6						
Totals	13-58	4-19	5-11	42	35	4	200

	Half (17)	Final
FG%	.250 (7-28)	.224
3FG%	.222 (2-9)	.211
FT%	.143 (1-7)	.455

ALABAMA 98

Player	FG	3FG	FT	R	TP	A	MIN
Bolton*	9-10	2-2	1-4	2	21	0	23
Hegstetter*	1-2	0-0	3-4	8	5	0	18
Cook*	2-8	1-5	5-6	7	10	1	20
Knight*	3-7	0-3	7-7	3	13	4	27
Middlebrook*	5-10	0-2	2-4	5	12	3	23
Carter	2-7	2-6	5-5	4	11	1	18
Hayden	2-5	0-1	3-4	3	7	1	21
Foy	2-4	0-1	2-2	0	6	0	8
Berry	0-2	0-1	0-0	0	0	0	6
Wade	4-6	1-2	0-0	3	9	1	23
Martinez	1-3	0-0	2-4	4	4	1	13
TEAM	9						
Totals	31-64	6-23	30-40	48	98	12	200

	Half (49)	Final
FG%	.486 (17-35)	.484
3FG%	.250 (3-12)	.261
FT%	.750 (12-16)	.750

Fouls: UA 12 (Four with 2), MVSU 28 (Two with 5). Turnovers: UA 10 (Hegstetter, 4), MVSU 30 (Jernigan, 8). Blocks: UA 12 (Martinez, 4), MVSU 0. Steals: UA 16 (Foy, 3), MVSU 4 (Four with 1).

GAME 4

GEORGIA STATE 56
ALABAMA 72

Nov. 4, 2015 • Tuscaloosa, Ala.
Foster Auditorium • 2,261

The Alabama women's basketball topped the Georgia State Panthers, 72-56, at Foster Auditorium. The Crimson Tide improved to 4-0 with the victory, while the Panthers dropped to 1-3 on the year.

Senior Nikki Hegstetter brought down nine rebounds, her best effort on the glass this season, to go along with her team-high 14 points. Three other players ended the game in double figures, as sophomore Meoshonti Knight tallied 13, while fellow sophomores Quanetria Bolton and Karyla Middlebrook scored 12 each.

The teams traded baskets early, but it was Georgia State that was able to build the game's first sizable advantage late in the first quarter. The Panthers held their largest lead of the game, 19-12, with 1:35 remaining in the opening period. The score stood at 20-14 going into the second quarter, which was owned by the Alabama. The Tide opened the quarter on a 14-0 run, taking a 28-20 lead at that point. The Panthers chipped away, cutting the lead to four (32-28) at the half.

Alabama used a big second half, outscoring the Panthers 40-28, to claim the victory. The Tide shot 41.9 percent (13-31) from the field in the half and made 13 of 17 free throws. Georgia State converted just 10 of its 32 field goal attempts and turned the ball over 12 times.

Turnovers proved to be the difference, as Georgia State committed 23 compared to the Tide's 13. Alabama also shared the ball extremely well, recording 15 assists on 25 made field goals. For the game, the Tide shot 37 percent (25-68) from the floor, compared to 33 percent (21-63) for the Panthers. Alabama also made 10 more free throws than Georgia State.

GEORGIA STATE 56

Player	FG	3FG	FT	R	TP	A	MIN
K. Williams*	0-3	0-1	0-2	5	0	0	17
Tyghter*	0-4	0-1	2-2	4	2	0	16
Nichols*	0-2	0-0	0-0	1	0	0	17
Newby*	3-5	0-0	3-5	5	9	2	30
T. Jackson*	4-10	2-4	0-0	3	10	1	20
Mitchell	7-14	0-0	1-1	5	14	0	18
Henry	1-3	0-1	3-4	1	5	1	7
Cole	4-8	2-5	0-0	7	10	3	24
M. Jackson	1-4	0-1	0-0	5	2	0	21
Ponder	1-10	1-8	1-2	4	4	1	27
T. Williams	0-0	0-0	0-2	1	0	0	3
TEAM	7						
Totals	21-63	5-21	9-18	48	56	8	200

	Half (28)	Final
FG%	.355 (11-31)	.333
3FG%	.300 (3-10)	.238
FT%	.429 (3-7)	.500

ALABAMA 72

Player	FG	3FG	FT	R	TP	A	MIN
Bolton*	6-9	0-0	0-0	5	12	1	17
Hegstetter*	4-6	0-0	6-8	9	14	1	28
Cook*	2-7	1-5	0-0	4	5	5	25
Knight*	4-10	1-2	4-5</				

GAME 5

MIDDLE TENNESSEE 46
ALABAMA 64

Nov. 27, 2015 • Reno, Nev.
Lawlor Events Center • 1,857

Sophomore Hannah Cook recorded her first career double-double with 15 points and a career-high 15 rebounds to lead the Alabama women's basketball team to a 64-46 victory over Middle Tennessee in game one of the Nugget Classic, which is being played on the campus of the University of Nevada at the Lawlor Events Center. With the win, the Crimson Tide moves to 5-0 on the season, while the loss drops the Blue Raiders to 1-3.

Joining Cook in double figures was senior Nikki Hegstetter, who finished with 10. Hegstetter was also second to Cook in rebounds with six. Sophomore Meoshonti Knight led the Tide in assists with five while also recording a team-high three steals.

Both teams struggled to score in the first quarter, but it would be Alabama holding a narrow 8-7 edge following the first 10 minutes of play. The Tide began to find its rhythm in the second quarter as UA used a 15-2 run over the span of six minutes to take a 24-11 advantage over Middle Tennessee. The Blue Raiders chipped away at the Tide lead, but it would be Alabama with the seven-point buffer at the break, 26-19.

The Tide scored seven unanswered points to start the third quarter, pushing its lead out to 14. Alabama continued to pour on the points, pulling in front by as many as 27 in the game.

As a team, Alabama shot 37.3 percent from the field (19-51), including 47.8 percent (11-23) in the second half, while limiting Middle Tennessee to 16.9 percent (11-65) from the floor. The Tide had its best outing of the season thus far from beyond the arc, shooting 63.6 percent, large in part to Cook's 4-for-4 performance.

Player	FG	3FG	FT	R	TP	A	MIN
Sissom*	0-8	0-3	1-2	2	1	0	20
Edwards*	4-15	3-7	7-9	9	18	2	37
Petty*	1-10	0-3	6-6	3	8	0	20
Reuter*	2-2	0-0	0-2	4	4	0	17
Jones*	0-4	0-8	0-0	7	0	2	30
Johnson	2-6	0-0	3-4	3	7	2	19
Louro	0-2	0-2	0-2	0	0	0	8
Majors	0-0	0-0	0-0	1	0	1	5
Collier	0-4	0-1	0-0	2	0	0	10
Lyon	1-1	0-0	0-0	3	2	0	21
Porter	0-0	0-0	2-2	1	2	0	3
Warden	1-3	0-1	2-6	0	4	1	10
TEAM	11						
Totals	11-65	3-25	21-33	46	46	8	200

	Half (19)	Final
FG%	.111 (3-27)	.169
3FG%	.091 (1-11)	.120
FT%	.667 (12-18)	.636

ALABAMA 64

Player	FG	3FG	FT	R	TP	A	MIN
Bolton*	3-8	0-0	2-2	2	8	0	16
Cook*	5-8	4-4	1-2	15	15	0	27
Hegstetter*	2-4	0-0	6-7	6	10	2	30
Knight*	2-10	0-2	3-3	3	7	5	29
Middlebrook*	2-2	0-0	5-8	4	9	1	22
Magee	1-2	1-1	0-0	3	3	0	14
Carter	0-0	0-0	0-0	0	0	0	5
Hayden	1-6	0-1	2-2	3	4	2	22
Foy	0-1	0-0	0-0	0	0	0	5
Berry	0-0	0-0	0-0	0	0	0	1
Wade	3-8	2-3	0-0	4	8	0	23
Martinez	0-2	0-0	0-0	2	0	0	6
TEAM	5						
Totals	19-51	7-11	19-24	47	64	10	200

	Half (26)	Final
FG%	.286 (8-28)	.373
3FG%	.500 (3-6)	.636
FT%	.778 (7-9)	.792

Fouls: UA 26 (Martinez, 5), MT 21 (Two with 4). Turnovers: UA 23 (Hayden, 5), MT 17 (Jones, 4). Blocks: UA 3 (Three with 1), MT 3 (Lyon, 2). Steals: UA 10 (Knight, 3), MT 11 (Sissom, 3).

GAME 6

UTAH VALLEY 60
ALABAMA 67

Nov. 28, 2015 • Reno, Nev.
Lawlor Events Center • 964

The Alabama women's basketball team, behind a career-high 20 points from junior Breanna Hayden, won the 2015 Nugget Classic after topping Utah Valley, 67-60, on Saturday at the Lawlor Events Center on the campus of the University of Nevada. With the win, the Crimson Tide moves to 6-0 for the first time since the 2002 season, while the loss drops the Wolverines to 6-2.

In addition to Hayden, Alabama had two others in double figures as sophomores Meoshonti Knight and Karyla Middlebrook finished with 16 and 12, respectively. Once again, sophomore Hannah Cook was a force on the boards as she roped in 10 to lead the game, and senior Nikki Hegstetter collected a career-high tying four blocks in her 36 minutes of action.

Utah Valley scored first, but Alabama strung together a 13-3 run over the next four minutes to take a 13-5 lead in the opening quarter. The Wolverines pulled within two at the 2:45 mark, however the Tide scored the final six points to take a 19-11 advantage heading into the second.

Alabama continued to lead throughout the next quarter, eventually reaching double digits following the three-point play from Middlebrook. Minutes later, the Tide took a 33-25 lead in to the locker room at the half.

Utah Valley outscored Alabama, 14-5, over the opening five minutes of the third quarter to take its first lead since the beginning of the game, but UA would bounce back with 10 unanswered points over a two minute span to jump back in front and lead 48-43 heading into the final quarter.

The Wolverines cut the Tide edge down to three on two occasions early in the fourth, but once again, Alabama pushed its lead out to double digits after scoring eight unanswered points, six of which were from Hayden. Utah Valley would come no closer than seven for the duration of the contest.

For the game, the Tide hit 44.3 percent (27-61) of its attempts while limiting the Wolverines to 35 percent (21-60) for the game. The teams tied in rebounds with 27 apiece. Both squads shot the ball well from the free throw line as Alabama hit 85.7 percent (12-14) and Utah Valley connected on 88.2 percent (15-17).

Player	FG	3FG	FT	R	TP	A	MIN
Seals*	4-18	1-10	5-5	5	14	1	36
Agnew*	1-1	0-0	2-2	5	4	7	36
MaWhinney*	1-5	1-5	0-0	0	3	0	17
Gordon*	3-7	1-3	0-0	7	7	0	35
Loggins*	4-8	0-0	2-4	4	10	1	19
Huggins	0-0	0-0	0-0	0	0	0	1
Norris	2-3	0-0	0-0	3	4	0	15
Toston	0-1	0-1	0-0	0	0	0	1
Spooner-Knight	6-14	3-2	2-7	14	1	1	28
Blanks	0-0	0-0	4-4	2	4	1	13
TEAM	4						
Totals	21-60	3-22	15-17	37	60	11	200

	Half (25)	Final
FG%	.310 (9-29)	.350
3FG%	.111 (1-9)	.136
FT%	.750 (6-8)	.882

ALABAMA 67

Player	FG	3FG	FT	R	TP	A	MIN
Bolton*	1-5	0-1	0-0	4	2	0	13
Cook*	4-10	0-4	1-2	10	9	0	35
Hegstetter*	3-8	0-0	2-2	6	8	1	36
Knight*	7-14	1-2	1-2	6	16	1	34
Middlebrook*	4-9	0-2	4-4	2	12	2	37
Magee	0-3	0-3	0-0	0	0	0	10
Carter	0-0	0-0	0-0	0	0	0	4
Hayden	8-10	0-1	4-4	4	20	2	22
Wade	0-2	0-1	0-0	2	0	1	9
Martinez	0-0	0-0	0-0	0	0	0	1
TEAM	3						
Totals	27-61	1-14	12-14	37	67	7	200

	Half (33)	Final
FG%	.371 (13-35)	.443
3FG%	.100 (1-10)	.071
FT%	.857 (6-7)	.857

Fouls: UA 17 (Hegstetter, 5), UV 14 (Three with 3). Turnovers: UA 13 (Cook, 5), UV 15 (Spooner-Knight, 5). Blocks: UA 5 (Hegstetter, 4), UV 3 (Loggins, 2). Steals: UA 5 (Middlebrook, 3), UV 7 (Three with 2).

GAME 7

ALABAMA 65
UT MARTIN 83

Dec. 2, 2015 • Martin, Tenn.
Elam Center • 3,018

Alabama dropped its first game of the season with an 83-65 loss to UT Martin on Wednesday at the Elam Center. The Skyhawks made 16 of their 28 field goals from beyond the arc to move to 3-4 on the year, while the loss put the Crimson Tide at 6-1.

Sophomore Hannah Cook led UA in scoring with a game-high tying 21 points. She also led the team in rebounds with eight, while junior Breanna Hayden dished out a career-best seven assists. UT Martin had four finish in double figures, led by redshirt DaiJia Ruffin and senior Haley Howard, who each had 21.

The Skyhawks led by as many as 20 during the opening 10 minutes largely due to the three-point shooting as they hit seven shots from beyond the arc in a six-minute span. Alabama, however, finished the quarter on a 9-0 run to cut its deficit to 11, 27-16, at the end of the first.

The Tide continued its run at the start of the second quarter with a three from Cook only 10 second in to pull within eight. Alabama came as close as six, but UT Martin would remain in front after the two teams traded baskets for the duration of the period and led, 40-30, at the half.

The Skyhawks continued to knock down shots, many of them threes, and pushed their lead back out to 20 at the 2:40 mark of the third quarter and remained on top by at least that many until Hayden hit the final basket with one second to spare.

As a team, Alabama shot 46.6 percent (27-58) from the floor, while UT Martin made 50.0 percent (28-56) of its attempts. The Skyhawks narrowly outrebound the Tide, 33-30.

Player	FG	3FG	FT	R	TP	A	MIN
Ruffin*	7-13	1-1	6-8	8	21	2	40
Roberts*	5-8	3-4	2-2	12	15	2	39
Schubert*	2-8	2-8	2-2	2	8	7	39
Ward*	6-11	4-9	0-0	0	16	3	38
Howard*	7-11	6-9	1-2	4	21	4	30
Robertson	0-1	0-0	1-0	1	0	0	3
Taylor	1-4	0-3	0-0	1	2	0	10
Smith	0-0	0-0	0-0	0	0	0	1
TEAM	5						
Totals	28-56	16-35	11-14	33	83	18	200

	Half (40)	Final
FG%	.467 (14-30)	.500
3FG%	.429 (9-21)	.457
FT%	.750 (3-4)	.786

ALABAMA 65

Player	FG	3FG	FT	R	TP	A	MIN
Bolton*	3-4	0-0	0-0	1	6	1	17
Cook*	8-13	4-7	1-2	8	21	0	32
Hegstetter*	3-5	0-0	0-0	5	6	0	21
Knight*	1-6	0-1	1-4	4	3	2	24
Middlebrook*	3-8	0-1	0-0	3	6	2	30
Magee	3-7	3-5	0-0	1	9	1	21
Carter	0-1	0-1	0-0	1	0	0	3
Hayden	3-9	0-2	0-0	2	6	7	23
Foy	1-1	0-0	0-0	0	2	0	3
Wade	1-3	0-1	2-2	3	4	1	20
Martinez	1-1	0-0	0-0	2	2	0	6
TEAM	3						
Totals	27-58	7-18	4-8	30	65	14	200

	Half (30)	Final
FG%	.440 (11-25)	.466
3FG%	.500 (5-10)	.389
FT%	.500 (3-6)	.500

Fouls: UA 19 (Hayden, 4), UTM 11 (Two with 3). Turnovers: UA 12 (Three with 2), UTM 11 (Ward, 3). Blocks: UA 6 (Two with 2), UTM 3 (Three with 1). Steals: UA 3 (Magee, 2), UTM 1 (Ruffin, 1).

GAME 8

ALCORN STATE 50
ALABAMA 97

Dec. 6, 2015 • Tuscaloosa, Ala.
Foster Auditorium • 1,394

Alabama defeated the Alcorn State Braves, 97-50, inside Foster Auditorium. Six players finished in double figures for the Crimson Tide to help move UA to 7-1 on the season while Alcorn State dropped to 1-4.

For the second time this season, sophomore Quanetria Bolton recorded a double-double, putting up 14 points along with 10 rebounds. Sophomore Hannah Cook and freshman C'Coriea Foy also ended the game with 14 points. Senior Nikki Hegstetter chipped in another 13 points, while sophomore Karyla Middlebrook had 12 and junior Breanna Hayden had 10.

Both teams struggled in the opening minutes, as the Tide started the game one for its first nine attempts from the floor, while the Braves hit just one of their first six. Alabama ended the opening period with a slim lead at 18-16. The Tide heated up in the second quarter, scoring 32 points. Hegstetter closed the half with 13 points, including a 7-of-8 effort from the foul line, and Bolton poured in 12.

Alabama pulled away in the third quarter, outscoring the Braves 25-6 in the frame. The Tide put together as 12-2 run during that stretch, highlighted by threes from Middlebrook and Foy. Foy scored all 14 of her points in the second half behind 6-of-7 shooting from the field.

Alabama held Alcorn State to a 31.7 shooting percentage for the game, including just 7-of-33 (21.2 percent) in the second half. The Crimson Tide finished 37-for-77 (48.1 percent) from the field, which including a blistering 56.8 percent in the second half of play. Overall, Alabama outrebounded Alcorn State by 12 (50-38) and forced 28 turnovers that directly resulted in 29 points.

Player	FG	3FG	FT	R	TP	A	MIN
Wells*	2-5	0-0	0-0	2	4	0	24
Haynes*	7-22	2-6	2-4	6	18	1	33
Luton*	1-6	0-2	0-0	1	2	0	30
Tolliver*	0-2	0-0	0-0	2	0	0	18
Spann*	3-10	0-0	0-1	6	6	4	32
Littlejohn	0-2	0-0	0-0	0	0	0	6
Sherman	1-4	0-0	0-0	0	2	0	8
McNichols	4-7	0-1	2-2	0	10	0	15
Turner	0-1	0-0	0-0	0	0	0	6
Strane	2-5	0-0	4-4	12	8	1	28
TEAM	8						
Totals	20-64	2-10	8-11	37	50	6	200

	Half (34)	Final
FG%	.433 (13-30)	.313
3FG%	.400 (2-5)	.200
FT%	.857 (6-7)	.727

ALABAMA 97

Player	FG	3FG	FT	R	TP	A	MIN
Bolton*	5-8	2-2	2-2	10	14	1	18
Hegstetter*	3-7	0-1	7-8	5	13	1	24
Cook*	4-14	2-8	4-4	0	14	0	24
Knight*	3-8	0-2	0-0	1	6	1	18
Middlebrook*	5-8	1-1	1-2	9	12	5	

GAME 9

GEORGETOWN 66
ALABAMA 78

Dec. 12, 2015 • Tuscaloosa, Ala.
Foster Auditorium • 2,291

Alabama remains unbeaten at home after defeating Georgetown at Foster Auditorium. The Crimson Tide made a season-high nine three-pointers and used a 19-0 run in the third quarter to secure the victory. Alabama held the Hoyas scoreless over the final seven minutes of the third to take a 60-39 lead.

It was a sluggish opening period for both teams, as the first points of the game came more than two minutes in thanks to a jumper by sophomore Karyla Middlebrook. Georgetown would score the next four points of the game and eventually took its largest lead of the game at 10-6 when sophomore Dorothy Adomako converted a basket. Sophomore Meeshonti Knight recorded a steal and took it all the way for a layup in the final seconds, but the Hoyas still held a 14-13 advantage after 10 minutes.

The Tide took the lead for good early in the second quarter thanks to a trey from sophomore Hannah Cook. She drained another shot from deep to give Alabama a six-point lead (25-19), and Georgetown would get no closer than two points from there. The Tide went into the locker room leading the Hoyas 35-29 after Middlebrook made two free throws with five seconds to play in the half.

Alabama took control of the game in the third quarter, outscoring Georgetown 25-10 on the strength of a dominating 19-0 run. The Tide extended its lead to eight on a Cook three, but a quick six-point run by the Hoyas trimmed the advantage to two at 41-39. That would be the final points of the quarter for the visitors, as a made shot from behind the arc by Middlebrook kicked off the decisive run.

The Hoyas did not go quietly in the final period, outscoring Alabama, 27-18. Georgetown pulled within 10 points at the 3:51 mark, but that was as close as the score would get.

Cook led the Tide with a season-high 22 points and her six three-point baskets were a career best. Sophomore Quanetria Bolton finished with a team-best and career-high 12 rebounds and added 13 points for her third double-double of the season.

Player	FG	3FG	FT	R	TP	A	MIN
Woodard*	5-14	0-1	3-3	6	13	0	30
Vitalis*	3-6	0-0	1-1	3	6	0	13
Burton*	0-1	0-0	3-4	6	3	6	27
White*	8-19	1-7	0-1	7	17	5	37
Adomako*	6-14	1-2	1-2	3	14	1	29
McCormick	1-4	0-1	0-0	1	2	0	9
King	2-4	1-2	0-0	1	5	0	11
Martin	0-0	0-0	0-0	2	0	0	10
Jackson	0-0	0-0	0-0	0	0	0	2
Battle	0-2	0-1	2-2	2	2	0	12
Belk	0-0	0-0	0-0	0	0	0	2
Ramil	2-6	0-1	0-0	3	4	0	18
TEAM	2						
Totals	27-70	3-15	9-13	36	66	12	200

	Half (29)	Final
FG%	.343 (12-35)	.386
3FG%	.111 (1-9)	.200
FT%	.800 (4-5)	.692

ALABAMA 78

Player	FG	3FG	FT	R	TP	A	MIN
Bolton*	6-10	0-3	1-2	12	13	0	27
Hegstetter*	3-7	0-1	2-2	6	8	2	30
Cook*	7-12	6-8	2-2	4	22	1	32
Knight*	2-6	0-0	0-4	3	4	4	22
Middlebrook*	3-9	2-3	4-4	2	12	5	24
Magee	0-2	0-0	0-0	2	0	0	17
Hayden	2-6	1-1	6-6	6	11	1	25
Foy	0-1	0-1	0-0	0	0	0	5
Wade	2-9	0-0	4-4	3	8	2	16
Martinez	0-0	0-0	0-0	0	0	0	2
TEAM	10						
Totals	25-62	9-19	19-24	48	78	15	200

	Half (35)	Final
FG%	.361 (13-36)	.403
3FG%	.375 (3-8)	.474
FT%	.600 (6-10)	.792

Fouls: UA 20 (Cook, 4), GT 24 (Burton, 5). Turnovers: UA 24 (Hegstetter, 5), GT 22 (Two with 5). Blocks: UA 1 (Hegstetter, 1), GT 6 (Woodard, 3). Steals: UA 7 (Two with 2), GT 13 (Burton, 3).

GAME 10

NORTH FLORIDA 47
ALABAMA 69

Dec. 14, 2015 • Tuscaloosa, Ala.
Coleman Coliseum • 4,284

Alabama topped North Florida with a 69-47 victory in Coleman Coliseum. The Crimson Tide finished with three players in double figures and forced 20 turnovers including six in the first five minutes of the second half.

Alabama started by making only one of its first 10 attempts from the floor, but a put back off of an offensive rebound by freshman Shaquera Wade ended a scoring drought of nearly four minutes. The Ospreys would carry a 12-10 lead into the second quarter after leading by as many as seven points. Both teams were 4-of-16 from the field and grabbed 13 rebounds in the opening 10 minutes.

The Tide played from behind for almost the entire second quarter, as North Florida extended its lead back to six points on a jumper by freshman Hadley Kiefer in the opening minutes. Alabama eventually pulled even when sophomore Hannah Cook made two free throws at the 1:47 mark after being fouled on an attempt behind the arc. Sophomore Quanetria Bolton put the Tide ahead for good at 24-22 when she converted a jumper on Alabama's next possession. The Tide took a 29-22 lead into the locker room on the strength of an 11-0 run to close the half. Senior Nikki Hegstetter hauled in nine rebounds before halftime, tying her season-high in that category, while Cook tallied 11 points.

Both teams struggled early after returning from the break. Alabama and North Florida each scored one basket in the first 90 seconds, but over 2:30 would elapse off the clock before the next points were recorded. After the Ospreys closed within four points (31-27), the Tide put together another 11-0 run to surge ahead, 42-27. The quarter saw five made field goals for each squad, but Alabama took advantage of its trips to the foul line, draining nine of its 10 attempts and also had six steals in the third.

North Florida scored the opening points of the final frame to put the score at 49-38 in favor of the Tide, but that was as close as the Ospreys would get the rest of the way. A trio of treys late in the game resulted in the lead swelling to 20 points before freshman Trista Magee closed the scoring with two foul shots with 13 seconds remaining.

For the game, Alabama shot 24-of-65 (36.9 percent) from the floor and brought down 43 rebounds while North Florida was 16-of-57 (28.1 percent) from the field and recorded 45 rebounds. The Ospreys' 20 turnovers resulted in 19 points for Alabama.

Cook led the Tide in scoring with 17 points, while Hegstetter's 13 rebounds were a game-high and personal season-high. Sophomore Meeshonti Knight recorded her first career double-double, finishing with 10 points and 10 rebounds.

Player	FG	3FG	FT	R	TP	A	MIN
Madekivi*	0-5	0-5	0-0	3	0	0	35
Rumph*	0-3	0-0	0-2	11	0	1	30
Ioannidis*	5-18	3-9	8-8	5	21	1	37
Shepherd*	5-12	1-4	2-2	2	13	1	28
Kad. Johnson*	0-6	0-1	0-0	12	0	0	20
Kiefer	5-11	1-5	0-1	1	11	1	31
Kar. Johnson	1-2	0-0	0-1	6	2	1	17
Meckus	0-0	0-0	0-0	0	0	0	2
TEAM	5						
Totals	16-57	5-24	10-14	45	47	5	200

	Half (22)	Final
FG%	.296 (8-27)	.281
3FG%	.200 (2-10)	.208
FT%	.800 (4-5)	.714

ALABAMA 69

Player	FG	3FG	FT	R	TP	A	MIN
Bolton*	1-4	0-0	3-4	2	5	0	13
Hegstetter*	2-6	1-1	0-0	13	5	4	28
Cook*	6-16	3-9	2-3	5	17	1	30
Knight*	4-10	0-2	2-4	10	10	0	20
Middlebrook*	1-5	0-2	4-4	2	6	5	27
Magee	1-3	1-3	2-2	1	5	1	22
Carter	0-1	0-1	0-0	2	0	0	5
Hayden	4-8	0-1	2-4	2	10	2	22
Foy	0-0	0-0	0-0	0	0	2	4
Berry	0-0	0-0	0-0	0	0	0	1
Wade	4-8	1-2	0-0	3	9	0	20
Martinez	1-4	0-0	0-0	1	2	0	8
TEAM	2						
Totals	24-65	6-21	15-21	43	69	15	200

	Half (29)	Final
FG%	.343 (12-35)	.369
3FG%	.167 (2-12)	.286
FT%	.429 (3-7)	.714

Fouls: UA 15 (Cook, 4), UNF 22 (Kad. Johnson, 5). Turnovers: UA 8 (Hegstetter, 4), UNF 20 (Madekivi, 4). Blocks: UA 4 (Four with 1), UNF 4 (Kar. Johnson, 2). Steals: UA 11 (Three with 3), UNF 3 (Three with 1).

GAME 11

ALABAMA 58
GEORGIA TECH 70

Dec. 18, 2015 • Atlanta, Ga.
McCamish Pavilion • 1,828

Alabama cut a 25-point deficit down to 12 before running out of time in a 70-58 loss to Georgia Tech on Friday night at McCamish Pavilion. With the loss, the Crimson Tide moves to 9-2 on the season, while the win lifts the Yellow Jackets to 9-3.

Georgia Tech led by five, 15-10, following a back-and-forth first quarter, but the Yellow Jackets used a 19-5 run in the second to push their lead out to 17. Sophomore Hannah Cook knocked down back-to-back three pointers for Alabama to cut the lead down to 11 with 1:04 to go in the quarter, but Georgia Tech scored six of the final eight points down the stretch to take a 40-25 lead into the locker room at the half.

The Yellow Jackets continued to make shots from long range in the third quarter, extending their advantage out to 23 with sophomore Antonia Peresson's fifth three-point shot of the game. Alabama outscored Georgia Tech, 18-9, in the final quarter but would run out of clock before it was able to get closer than 12.

Sophomore Meeshonti Knight scored 14 points, eight of which came in the final quarter, to lead the Tide in scoring. She was joined in double figures by Cook, who finished with 11. Senior Nikki Hegstetter pulled down a team-best 10 rebounds, marking her second consecutive game with double digit boards.

The Yellow Jackets were led in scoring by freshman Ciani Cryor and Peresson, who each had 17 points, while senior Roddreka Rogers posted a game-best 12 rebounds.

Georgia Tech hit 26 of its 63 attempts (41 percent) from the floor, while Alabama connected on 23 of 62 attempts (37 percent). Twelve of the Yellow Jackets' 26 made field goals came from beyond the arc. The Tide outscored Tech, 44-31, and outscored the Yellow Jackets, 30-18, in the paint.

Player	FG	3FG	FT	R	TP	A	MIN
Vuckovic*	5-8	1-4	2-3	6	13	4	34
Rogers*	2-10	0-0	2-4	12	6	1	29
Tilford*	0-3	0-0	0-0	0	2	0	10
Whiteside*	3-10	2-5	0-0	0	8	4	32
Gari*	1-5	1-4	0-0	0	3	1	18
Cryor	7-10	3-6	0-0	3	17	5	29
Guimaraes	2-3	0-0	0-0	3	4	0	16
O'Neil	1-2	0-0	0-0	1	2	1	8
Peresson	5-12	5-10	2-2	1	17	1	24
TEAM	5						
Totals	26-63	12-29	6-9	31	70	19	200

	Half (40)	Final
FG%	.471 (16-34)	.413
3FG%	.500 (7-14)	.414
FT%	.250 (1-4)	.667

ALABAMA 58

Player	FG	3FG	FT	R	TP	A	MIN
Bolton*	4-7	0-1	0-0	4	8	2	16
Hegstetter*	3-11	0-0	1-4	10	7	0	35
Cook*	2-8	2-5	5-5	2	11	1	25
Knight*	7-14	0-2	0-0	8	14	2	27
Middlebrook*	0-2	0-0	0-0	6	0	4	28
Magee	3-7	2-5	0-0	1	8	0	20
Hayden	1-4	0-1	1-2	3	3	1	18
Foy	2-6	0-2	0-0	2	4	0	12
Wade	1-3	0-0	1-2	6	3	1	19
Martinez	0-0	0-0	0-0	0	0	0	0
TEAM	2						
Totals	23-62	4-16	8-13	44	58	11	200

	Half (25)	Final
FG%	.273 (9-33)	.371
3FG%	.222 (2-9)	.250
FT%	.714 (5-7)	.615

Fouls: UA 13 (Three with 3), GT 20 (Two with 4). Turnovers: UA 20 (Middlebrook, 5), GT 14 (Two with 3). Blocks: UA 5 (Five with 1), GT 6 (Three with 2). Steals: UA 8 (Three with 2), GT 12 (Cryor, 5).

GAME 12

GRAMBLING STATE 57
ALABAMA 72

Dec. 20, 2015 • Tuscaloosa, Ala.
Foster Auditorium • 2,474

Alabama defeated Grambling State, 72-57, for its 10th win of the season. The Crimson Tide (10-2) blocked nine shots and held the Tigers (2-8) to only two points in the second quarter.

Grambling State got off to a hot start, making nine shots from the field in a row at one point en route to an 11-of-14 performance in the first quarter. The Tigers would lead by as many as 11 points with one minute left in the period, but Alabama closed to within seven at 27-20. Monisha Neal paced Grambling State with 11 points in the opening 10 minutes.

The Tide dominated the second quarter, outscoring the visitors 15-2 to take a six-point advantage into the locker room. Alabama put together an 11-0 run as the Tigers took over seven minutes to convert a field goal. Sophomore Quanetria Bolton, junior Breanna Hayden and senior Nikki Hegstetter all had eight points at the half.

Grambling State would recapture the lead twice in the opening minutes of the third quarter, but a jumper by Bolton put the Tide ahead for good at 40-39. Her basket sparked a 9-0 run as Alabama stretched its lead to 49-40.

A bucket by Hegstetter gave the Tide a double-digit lead in the opening minute of the final period. Eleven points is the closest the Tigers would get the rest of the way, as Alabama led by as many as 18 points.

For the game, the Tide shot 30-for-64 (46.9 percent) from the field, made nine of its 12 free throw attempts, and grabbed 45 rebounds. Grambling State shot 22-of-58 (37.9 percent) from the floor, converted nine of its 11 foul shots, and hauled in 28 rebounds. Alabama controlled the paint on both ends, scoring 48 points in the paint and blocking nine shots defensively.

Hegstetter led the Tide with 17 points, matching her career high, and 10 rebounds. Hayden added 15 points, and Bolton put up 14. Hayden and sophomore Meeshonti Knight each grabbed six rebounds.

Player	FG	3FG	FT	R	TP	A	MIN
Kennedy*	3-6	0-0	0-0	5	6	1	19
Neal*	6-15	2-4	2-2	9	16	2	40
Jones*	0-1	0-1	0-0	0	0	0	9
Andrews*	2-8	1-5	0-0	1	5	1	39
Boyd*	4-13	1-5	3-3	3	12	3	34
Hill	0-1	0-0	3-4	1	3	0	4
Lewis	2-6	0-1	1-2	4	5	2	36
Parsons	0-0	0-0	0-0	0	0	0	4
Taylor	0-0	0-0	0-0	0	0	0	1
Thompson	5-8	0-0	0-0	3	10	0	14
TEAM	2						
Totals	22-58	4-16	9-11	28	57	9	200

	Half (29)	Final
FG%	.414 (12-29)	.379
3FG%	.273 (3-11)	.250
FT%	1.00 (2-2)	.818

ALABAMA 72

Player	FG	3FG	FT	R	TP	A	MIN
Bolton*	7-11	0-1	0-0	4	14	0	18

GAME 13

LIPSCOMB 49
ALABAMA 68

Dec. 22, 2015 • Tuscaloosa, Ala.
Foster Auditorium • 2,440

Alabama remains undefeated at home, picking up a 68-49 victory over Lipscomb on Monday evening in its final non-conference game of the season. The Crimson Tide used a 21-5 run to close the first half and produced a total of 31 points off of 21 Lady Bison turnovers. The nine straight wins at home is the best start in Tuscaloosa since 2006.

Alabama held the lead by as many as six points in the opening quarter, but went scoreless for the remaining three minutes of the period to allow Lipscomb to pull within two at 14-12. The Tide dominated the second quarter, outscoring the Lady Bison 27-10, including an extended 21-5 run over the final 5:50 to head into the locker room with a comfortable 41-22 advantage.

Alabama forced 14 turnovers in the first 20 minutes of play and scored 11 points at the foul line while Lipscomb did not attempt a free throw. Junior Breanna Hayden poured in 11 points in the half and sophomore Hannah Cook chipped in 10.

Cook made two free throws to open the second half, but the Tide would go scoreless for the next 8:02 as the Lady Bison slowly cut into the lead. Alabama missed its first 12 shots from the field in the third quarter and finished just 1-of-14, as Hegstetter's layup put an end to an 11-0 Lipscomb stretch. The Lady Bison scored 14 points to just four for the Tide in the third period to trail by only nine points at 45-36 going into the final 10 minutes.

Cook drained a trey to spark a decisive 13-0 Alabama run that put the game away. The sophomore capped the run with another shot from behind the arc, which pushed the lead back up to 20 points at 57-37 with 6:10 remaining. Lipscomb tried to make one final push by firing a flurry of three point attempts, but could only get as close as 15.

Cook paced the offense with 20 points along with a team-best seven rebounds. Hayden finished with 13 points and tied her season high with six rebounds, while sophomore Quanetria Bolton tallied 10 points and grabbed six rebounds. Hegstetter also hauled in seven rebounds along with shutting down Lipscomb's leading scorer, Ashley Southern, who came into the game averaging a double-double at 21.8 points and 10.5 rebounds. Southern finished with only two points and eight rebounds.

Player	FG	3FG	FT	R	TP	A	MIN
Southern*	1-9	0-0	0-0	8	2	2	28
Banks*	6-9	4-5	0-0	4	16	1	27
Cooper*	5-8	4-6	1-2	1	15	0	24
Smith*	0-3	0-3	0-0	2	0	0	22
Cagle*	1-3	0-2	1-2	2	3	3	37
Potts	0-1	0-1	2-2	2	2	0	9
Davies	0-0	0-0	0-0	0	0	0	3
Melton	0-0	0-0	0-0	0	0	0	1
Fuqua	1-1	1-1	0-0	1	3	1	14
Turner	1-1	0-0	0-0	1	2	1	14
Northway	3-13	0-0	0-0	2	6	3	21
TEAM	2						
Totals	18-48	9-18	4-6	25	49	11	200

	Half (22)	Final
FG%	.360 (9-25)	.375
3FG%	.400 (4-10)	.500
FT%	.000 (0-0)	.667

Player	FG	3FG	FT	R	TP	A	MIN
Bolton*	5-11	0-0	0-0	6	10	0	15
Hegstetter*	2-8	0-1	5-6	7	9	0	32
Cook*	5-10	4-8	6-7	7	20	2	31
Knight*	2-8	0-2	2-2	0	6	0	21
Middlebrook*	3-8	1-4	2-2	3	9	5	34
Magee	0-1	0-1	0-0	3	0	0	17
Carter	0-0	0-0	0-0	0	0	0	1
Hayden	5-9	1-2	2-2	6	13	2	25
Foy	0-0	0-0	0-0	0	0	1	1
Berry	0-0	0-0	0-0	0	0	1	1
Wade	0-2	0-0	1-2	6	1	1	21
Martinez	0-0	0-0	0-0	1	0	0	1
TEAM	2						
Totals	22-57	6-18	18-21	41	68	12	200

	Half (41)	Final
FG%	.448 (13-29)	.386
3FG%	.364 (4-11)	.333
FT%	.846 (11-13)	.857

Fouls: UA 7 (Two with 2), LIP 14 (Three with 3). Turnovers: UA 17 (Bolton, 4), LIP 21 (Cagle, 7). Blocks: UA 2 (Two with 1), LIP 3 (Three with 1). Steals: UA 12 (Two with 3), LIP 6 (Cagle, 3).

GAME 14

LSU 45
ALABAMA 62

Jan. 3, 2016 • Tuscaloosa, Ala.
Foster Auditorium • 2,705

Alabama began Southeastern Conference play by knocking off the LSU Lady Tigers, 62-45, inside Foster Auditorium. The Crimson Tide forced 25 LSU turnovers for the game, resulting in 24 points. The victory gives Alabama its first win in an SEC opener since 2008.

LSU started the game shooting well, making seven of its first 11 shot attempts, but turnovers plagued the Lady Tigers from the start. There were a combined 17 turnovers in the opening period, with LSU committing 10. Alabama was 5-of-14 from the field in the quarter, but trailed by only three at 14-11.

Alabama pulled within one point twice early in the second quarter, but each time the Lady Tigers scored on consecutive possessions to increase the lead back to five. The Tide took its first lead of the game at 27-26 thanks to a pair of free throws by senior Nikki Hegstetter. Alabama closed the half on a 7-0 run to take a 29-26 lead into the locker room, capped off by a Meoshonti Knight layup in the final seconds. LSU held a distinct advantage in shooting percentage (59.1 percent to 39.3 percent), but turned the ball over 15 times and did not score a point from the foul line.

The Tide scored five straight points coming out of halftime and eventually extended its lead to nine at 41-32. The Lady Tigers would never get closer than five points after that. LSU went cold from the floor in the second half, converting only four of its 14 attempts in the third period.

Alabama finally pushed its lead to double digits at 50-39 with 6:25 to play when Knight stole the ball near midcourt and took it all the way to the basket for an easy lay in. The Tide dominated the final quarter of play, as LSU went scoreless for over eight minutes during a 15-0 stretch that gave the home team a 60-39 margin.

Knight poured in 17 points, the most the sophomore has scored in her career against a conference opponent. Fellow sophomore Karyla Middlebrook also reached double figures, scoring 10 points. Hegstetter was the Tide's leading rebounder with six, while sophomore Hannah Cook, junior Breanna Hayden and Middlebrook all hauled in five boards each.

Player	FG	3FG	FT	R	TP	A	MIN
Jones*	2-2	0-0	2-2	6	6	0	20
Norton*	1-7	0-1	0-0	2	2	3	22
Pedersen*	1-4	0-0	0-0	4	2	3	20
Rhodes*	4-7	0-0	0-0	3	8	2	33
Hill*	7-13	1-1	0-0	4	15	3	38
Deemer	1-2	1-2	0-0	0	3	0	16
Bethel	3-8	0-0	1-1	4	7	1	28
Hyder	1-4	0-0	0-2	1	2	1	16
Quinn	0-2	0-0	0-0	0	0	0	7
TEAM	5						
Totals	20-49	2-4	3-5	29	45	13	200

	Half (26)	Final
FG%	.591 (13-22)	.408
3FG%	.000 (0-1)	.500
FT%	.000 (0-2)	.600

Player	FG	3FG	FT	R	TP	A	MIN
Bolton*	2-5	0-3	0-0	3	4	0	18
Hegstetter*	2-6	0-1	2-2	6	6	2	34
Cook*	3-12	2-9	1-2	5	9	2	26
Knight*	7-10	2-3	1-2	3	17	1	35
Middlebrook*	3-8	1-2	3-3	5	10	2	33
Magee	0-3	0-3	2-2	1	2	1	8
Carter	0-0	0-0	0-0	0	0	0	1
Hayden	4-4	0-0	0-2	5	8	3	27
Berry	0-0	0-0	0-0	0	0	0	1
Wade	3-4	0-0	0-0	0	6	1	15
Martinez	0-0	0-0	0-0	0	0	0	2
TEAM	4						
Totals	24-52	5-21	9-13	32	62	12	200

	Half (29)	Final
FG%	.393 (11-28)	.462
3FG%	.167 (2-12)	.238
FT%	.714 (5-7)	.692

Fouls: UA 12 (Two with 3), LSU 17 (Three with 3). Turnovers: UA 17 (Two with 4), LSU 25 (Four with 4). Blocks: UA 1 (Hegstetter, 1), LSU 2 (Two with 1). Steals: UA 14 (Knight, 6), LSU 8 (Three with 2).

GAME 15

ALABAMA 48
10/9 KENTUCKY 73

Jan. 7, 2016 • Lexington, Ky.
Memorial Coliseum • 4,792

Alabama lost its first Southeastern Conference road game of the season, falling 73-48 at No. 10/9 Kentucky on Thursday in Memorial Coliseum. With the loss, the Crimson Tide dips to 12-3 overall and 1-1 in league play, while the win lifts the Wildcats to 12-1 on the season and 1-1 against conference foes.

Alabama and Kentucky traded baskets for the majority of the first quarter, but an 8-0 run for the Wildcats over the final two minutes gave the home team a 15-9 lead at the break. UK pushed its lead out to as many as 14 in the second quarter before the Tide cut it to 10, 29-19, at halftime.

Sophomore Hannah Cook connected on a jumper to bring Alabama within eight on the opening possession of the third, however Kentucky extended its lead back out to double digits shortly after. The Wildcats outscored the Tide, 11-3, to the end of the quarter and take a 51-33 advantage into the final 10 minutes of play.

With Kentucky leading 53-33, Alabama embarked on an 11-2 run to cut its deficit to 11 with 6:51 to go, but that's as close as the Tide would get in the final quarter.

Sophomore Karyla Middlebrook led Alabama in scoring with 12 points, while Cook followed with 10. Senior Nikki Hegstetter pulled down a team-best eight rebounds. The Wildcats had five finish in double figures, led by junior Evelyn Akhator, who had 21 points. Sophomore Alexis Jennings finished with a double-double of 12 points and 10 rebounds.

For the game, Kentucky hit 43.5 percent (27-62), while Alabama was 30.4 percent (17-56) from the floor. The Wildcats outrebounded the Tide, 45-30, and outscored Alabama, 30-10, in the paint.

Player	FG	3FG	FT	R	TP	A	MIN
Jennings*	3-9	0-0	6-6	10	12	0	27
Akhator*	8-13	0-0	5-7	8	21	0	29
Thompson*	3-8	2-5	2-2	2	10	7	34
Morris*	4-7	2-4	0-0	0	10	0	21
Epps*	5-14	0-2	0-1	6	10	5	39
Camara	1-4	0-0	0-0	5	2	0	15
Murray	2-4	0-0	0-0	6	4	2	21
Rice	1-3	0-0	2-2	4	4	2	14
TEAM	4						
Totals	27-62	4-11	15-18	45	73	16	200

	Half (29)	Final
FG%	.333 (11-33)	.435
3FG%	.250 (1-4)	.364
FT%	.750 (6-8)	.833

Player	FG	3FG	FT	R	TP	A	MIN
Bolton*	3-8	0-3	0-0	5	6	0	17
Hegstetter*	1-8	1-5	2-2	8	5	2	37
Cook*	4-8	2-4	0-2	4	10	1	24
Knight*	1-6	1-3	4-6	2	7	1	20
Middlebrook*	5-11	2-4	0-0	4	12	2	30
Magee	0-2	0-1	0-0	0	0	1	13
Carter	2-5	0-2	0-0	1	4	0	11
Hayden	1-8	1-1	0-0	2	3	1	25
Wade	0-0	0-0	0-0	1	0	0	9
Martinez	0-0	0-0	1-2	1	1	0	14
TEAM	2						
Totals	17-56	7-23	7-12	30	48	8	200

	Half (19)	Final
FG%	.250 (7-28)	.304
3FG%	.273 (3-11)	.304
FT%	.500 (2-4)	.583

Fouls: UA 23 (Three with 4), UK 17 (Two with 4). Turnovers: UA 15 (Two with 3), UK 16 (Epps, 4). Blocks: UA 4 (Bolton, 2), UK 6 (Akhator, 3). Steals: UA 5 (Knight, 3), UK 4 (Murray, 3).

GAME 16

VANDERBILT 54
ALABAMA 48

Jan. 10, 2016 • Tuscaloosa, Ala.
Foster Auditorium • 3,023

Alabama lost its first game of the season at home on Sunday, falling 54-48, to Vanderbilt in Southeastern Conference action at Foster Auditorium. The Crimson Tide (12-4, 1-2 SEC) led for the majority of the game, but the Commodores (12-4, 1-2 SEC) outscored UA, 23-12, in the final quarter for the win.

Junior Breanna Hayden, making her first start of the season, nailed a jumper on the opening possession, sparking a 7-2 run for Alabama over the first 4:30. Vanderbilt responded, scoring six of the final eight points of the quarter, but the Tide remained in front at the end of the first 9-8.

Alabama would, again, score on its first trip down the court as freshman Shaquera Wade drained a three-pointer at the 9:19 mark. The Tide went on to lead by as many as five in the quarter and would take a 20-17 advantage into the locker room at the half.

The Commodores strung together a 9-5 run at the start of the third to take its first lead of the game, 26-25, with 7:01 remaining in the quarter. Vanderbilt held on for the next few minutes, but eight unanswered points for Alabama to end the third gave the Tide the lead back and a 36-31 edge heading into the final quarter.

The Commodores used another strong start, outscoring Alabama 9-0, to take a 40-36 lead. Vanderbilt would hold on for the duration, leading by as many as eight down the stretch.

Hayden led the Tide in scoring with 10 points. She was followed by sophomores Quanetria Bolton and Karyla Middlebrook, who added nine points each. Hayden also collected a career-high and game-best eight rebounds. The Commodores were led by sophomore Christa Reed, who scored 17 points.

For the game, Alabama actually had a better percentage from the floor than Vanderbilt did, hitting 34.6 percent (18-52) compared to 31.9 percent (15-47), however the Commodores hit seven three-pointers and were 17-of-21 from the free throw line. The Tide made five threes and was 7-of-13 from the stripe.

Player	FG	3FG	FT	R	TP	A	MIN
Long*	0-2	0-0	0-0	1	0	0	14
Dahliman*	1-4	0-2	0-0	2	2	0	28
Bell*	3-11	1-5	1-1	4	8	0	25
Spears*	1-4	1-3	5-6	7	8	4	34
Reed*	5-12	4-9	3-6	6	17	4	35
Jenkins	2-4	1-1	4-4	3	9	0	21
Webb	0-1	0-0	0-0	5	0	1	12
Gaffney	0-0	0-0	0-0	1	0	0	1
Batey	2-6	0-0	4-4	1	8	1	24
Shaw	1-3	0-0	0-0	1	2	0	6
TEAM	6						
Totals	15-47	7-20	17-21	37	54	10	200

	Half (17)	Final
FG%	.217 (5-23)	.319
3FG%	.111 (1-9)	.350
FT%	1.00 (6-0)	.810

Player	FG	3FG	FT	R	TP	A	MIN
Hegstetter*	1-7	0-0	1-2	7	3	1	32
Hayden*	5-10	0-1	0-0	8	10	2	28
Cook*	2-4	1-2	2-2	3	7	0	31
Knight*	2-8	0-2	0-2	3	4	1	31
Middlebrook*	2-8	1-2	4-5	2	9	3	40

GAME 17

ALABAMA 59
AUBURN 72

Jan. 14, 2016 • Auburn, Ala.
Auburn Arena • 3,383

Alabama cut a 20-point deficit down to six but was unable to get any closer in a 72-59 loss to Auburn in women's basketball action Thursday evening in Auburn Arena. With the loss, the Crimson Tide moves to 12-5 overall and 1-3 in Southeastern Conference play, while the win brings the Tigers to 12-5 on the season and 2-2 against league opponents.

Alabama led 13-12 at the end of the first after the tip-in from senior Nikki Hegstetter at the buzzer, but Auburn outscored the Tide 18-7 in the second quarter to take a 30-20 advantage into the locker room at the half.

The Tigers continued to outscore Alabama and pushed their lead out to as many as 20 in the third, but the Tide ended the quarter on an 8-1 run to close the gap to 13. Alabama cut it to six, 56-50, with 5:49 to go but Auburn would outscore the Tide 16-9 down the stretch for the win.

Junior Hannah Cook finished with her second double-double of the season with 19 points and 10 rebounds. Sophomore Meoshonti Knight and freshman Shaquera Wade followed with nine points apiece. The Tigers had four players in double figures, led by junior Katie Frerking's 21-point performance.

For the game, Alabama shot 36.5 percent (19-52), while Auburn was 45.8 percent (27-59) from the floor. The Tigers outrebounded the Tide, 39-25, and outscored Alabama, 30-18, in the paint.

AUBURN		72					
Player	FG	3FG	FT	R	TP	A	MIN
Ja. Jones*	7-10	0-0	2-3	10	16	3	31
Tanner*	4-9	0-0	3-4	9	11	1	30
Montgomery*	5-12	2-4	4-4	5	16	1	28
Frerking*	7-12	2-4	5-5	5	21	2	33
Dieng*	1-3	0-2	0-0	1	2	5	23
Sanders	1-4	0-0	0-0	3	2	1	14
Garvin	1-3	0-0	0-0	1	2	0	6
Je. Jones	0-2	0-0	0-0	1	0	1	10
McKay	1-4	0-1	0-0	1	2	3	18
Capers	0-0	0-0	0-0	0	0	0	7
TEAM				3			
Totals	27-59	4-11	14-16	39	72	17	200

	Half (30)	Final
FG%	.448 (13-29)	.458
3FG%	.143 (1-7)	.364
FT%	1.00 (3-3)	.875

ALABAMA		59					
Player	FG	3FG	FT	R	TP	A	MIN
Hegstetter*	2-4	0-2	0-0	5	4	0	29
Hayden*	1-4	0-1	1-2	3	3	5	28
Cook*	6-13	5-10	2-2	10	19	0	34
Knight*	3-9	0-3	3-5	0	9	1	24
Middlebrook*	1-4	0-2	5-6	2	7	4	31
Bolton	2-6	2-3	2-2	1	8	0	18
Magee	0-3	0-3	0-0	0	0	0	13
Carter	0-1	0-1	0-0	0	0	0	1
Wade	4-8	1-2	0-0	3	9	1	22
TEAM				1			
Totals	19-52	8-27	13-17	25	59	11	200

	Half (20)	Final
FG%	.296 (8-27)	.365
3FG%	.200 (3-15)	.296
FT%	.500 (1-2)	.765

Fouls: UA 20 (Cook, 5), AU 21 (Two with 4). Turnovers: UA 19 (Wade, 4), AU 17 (Tanner, 4). Blocks: UA 2 (Three with 1), AU 4 (Tanner, 3). Steals: UA 9 (Wade, 3), AU 11 (Ja. Jones, 5).

GAME 18

GEORGIA 50
ALABAMA 64

Jan. 17, 2016 • Tuscaloosa, Ala.
Foster Auditorium • 3,732

Alabama collected its 11th win of the season at home on Sunday with a 64-50 victory over Georgia in front of a Foster Auditorium record crowd of 3,732. Sophomore Karyla Middlebrook scored a career-high tying 17 points, while senior Nikki Hegstetter posted a double-double of 10 points and 11 rebounds to pace the Crimson Tide. With the win, Alabama stands at 13-5 overall and 2-3 in Southeastern Conference play, while the Lady Bulldogs also move to 13-5 on the season and 1-4 against league opponents.

Hegstetter knocked down the first basket of the game on the opening possession before Georgia scored seven unanswered over the span of one minute. Alabama then connected on its next five straight baskets to take a 13-9 lead. The Lady Bulldogs responded with back-to-back threes to jump back in front, but Alabama would end the frame on a 6-2 run to lead by two at the break, 19-17.

Georgia senior Shacobia Barbee scored a pair of free throws to even the score at the 9:39 mark of the second, but a layup by freshman Shaquera Wade would put the Tide back in front, 21-19. The Lady Bulldogs tied it one more time with the game's next basket, but a 9-3 run for Alabama over the final five minutes of the quarter gave the Tide a 30-24 advantage at the half.

Alabama pushed its buffer out to double digits early in the third when Middlebrook hit a three-pointer to give the Tide a 37-26 lead. From there, Georgia went on an 11-2 run to close out the quarter and pull within two at the break, 39-37.

The game remained close over the first half of the fourth quarter, but a pair of free throws at the 5:16 mark from Middlebrook gave Alabama a 49-45 edge, which sparked a 9-2 run over the next four minutes to seal the victory for the Tide.

Joining Hegstetter and Middlebrook in double figures for Alabama was sophomore Hannah Cook, who added 14. Sophomore Quanetria Bolton had three timely blocks to go along with her six points, two rebounds and two steals in 15 minutes of play. For the Lady Bulldogs, senior Tiaria Griffin led the way with 19 points, while Barbee recorded a double-double of 12 points and 11 rebounds.

GEORGIA		50					
Player	FG	3FG	FT	R	TP	A	MIN
Roberts*	3-7	3-6	2-2	5	11	1	30
Hempe*	2-12	0-1	2-5	12	6	0	26
Griffin*	7-16	5-8	0-2	2	19	1	37
Barbee*	3-11	0-2	6-8	11	12	3	38
Butler*	0-1	0-0	2-2	0	2	4	25
Armbrister	0-0	0-0	0-0	0	0	0	1
Robinson	0-4	0-0	0-0	5	0	0	17
Clark	0-1	0-0	0-0	1	0	0	10
Washington	0-3	0-0	0-0	2	0	0	15
Skidgel	0-0	0-0	0-0	0	0	0	1
TEAM				7			
Totals	15-55	8-17	12-19	45	50	9	200

	Half (24)	Final
FG%	.304 (7-23)	.273
3FG%	.400 (2-5)	.471
FT%	.889 (8-9)	.632

ALABAMA		64					
Player	FG	3FG	FT	R	TP	A	MIN
Bolton*	3-7	0-3	0-0	2	6	0	15
Hegstetter*	4-7	0-1	2-2	11	10	1	38
Cook*	4-9	1-4	5-6	7	14	0	37
Knight*	0-4	0-1	3-4	5	3	2	23
Middlebrook*	5-9	2-3	5-8	1	17	2	37
Magee	0-1	0-1	0-0	1	0	1	6
Carter	1-2	0-1	4-4	0	6	1	6
Hayden	0-4	0-1	2-2	2	2	2	17
Wade	3-10	0-2	0-0	3	6	0	19
Martinez	0-0	0-0	0-0	0	0	0	2
TEAM				3			
Totals	20-53	3-17	21-26	35	64	9	200

	Half (30)	Final
FG%	.444 (12-27)	.377
3FG%	.286 (2-7)	.176
FT%	1.00 (4-4)	.808

Fouls: UA 17 (Bolton, 4), UGA 24 (Two with 5). Turnovers: UA 13 (Two with 3), UGA 21 (Clark, 4). Blocks: UA 4 (Bolton, 3), UGA 2 (Two with 1). Steals: UA 9 (Hegstetter, 3), UGA 3 (Barbee, 2).

GAME 19

ALABAMA 72
22/23 FLORIDA 80

Jan. 21, 2016 • Gainesville, Fla.
O'Connell Center • 1,305

Alabama overcame a 21-point deficit, however a 15-3 run by Florida over the final 6:17 gave the Crimson Tide an 80-72 loss to the Gators in women's basketball action on Thursday at the O'Connell Center. Alabama now stands at 13-6 on the season and 2-4 in Southeastern Conference play, while the win lifts No. 22/23 Florida to 16-3 overall and 4-2 in league play.

Despite the loss, sophomore Meoshonti Knight scored a career-high 23 points, while freshman Shaquera Wade chipped in a career-best 13 points. Joining the two in double figures for the Tide were sophomores Hannah Cook with 16 and Quanetria Bolton with 11.

Knight won the opening tip for Alabama, which gave Bolton an opportunity to score the first bucket of the game. From there, however, Florida pulled ahead thanks to nine unanswered points over the next five minutes. The Gators would extend their lead out to double digits at the end of the first and lead by 11, 21-10, following the first quarter.

The Tide scored eight of the first 10 points of the second to cut the Florida lead down to five, but again, the Gators would string together a run to lead by double digits, which would reach 21 late in the quarter. Alabama scored the final six points of the half to give Florida a 41-36 advantage at the break.

The third quarter was all Crimson Tide as Alabama outscored the Gators, 30-15, over the 10-minute span. The Tide took its first lead since the opening possession at the 2:31 mark when Bolton converted the old fashioned three-point play to put Alabama in front, 57-56. The game would stand tied at 61-61, heading into the final quarter.

Cook drained a three-pointer 24 seconds into the fourth to give Alabama the lead back, which it would hold until Florida freshman Eleanna Christianaki connected on a pair of free throws to put the Gators in front, 70-69, with 4:36 to go. Florida scored 10 of the next 13 points to hold on to the win.

FLORIDA		80					
Player	FG	3FG	FT	R	TP	A	MIN
Williams*	6-9	0-0	1-4	5	13	2	21
Christinaki*	5-9	0-2	6-7	2	16	4	27
Fleming*	1-1	0-0	0-0	3	2	0	13
Needles*	0-3	0-3	0-0	2	0	3	18
Westbrook*	4-8	3-6	0-0	6	11	4	25
Miller	1-3	0-0	0-0	1	2	0	7
Anderson	4-8	0-1	0-0	5	8	0	17
Peoples	4-5	1-1	0-0	1	9	3	25
Dimaite	1-1	0-0	0-0	0	2	0	6
Copeland	1-1	1-1	0-0	0	3	0	3
Batchelor	4-6	1-2	0-0	8	9	1	22
Lorenzen	1-5	0-0	3-4	2	5	0	16
TEAM				5			
Totals	32-59	6-16	10-15	40	80	17	200

	Half (46)	Final
FG%	.576 (19-33)	.542
3FG%	.444 (4-9)	.375
FT%	.800 (4-5)	.667

ALABAMA		72					
Player	FG	3FG	FT	R	TP	A	MIN
Bolton*	4-9	0-0	3-7	1	11	0	22
Hegstetter*	1-2	0-0	1-2	3	3	0	22
Cook*	5-11	3-7	3-6	4	16	1	28
Knight*	9-17	1-3	4-7	3	23	2	33
Middlebrook*	1-3	0-0	1-2	4	3	0	21
Magee	0-0	0-0	0-0	0	0	0	4
Carter	0-1	0-1	1-2	0	1	0	10
Hayden	1-3	0-1	0-0	4	2	5	27
Wade	5-9	0-1	3-5	1	13	1	30
Martinez	0-0	0-0	0-0	0	0	0	3
TEAM				5			
Totals	26-55	4-13	16-31	25	72	9	200

	Half (31)	Final
FG%	.440 (11-25)	.473
3FG%	.000 (0-3)	.308
FT%	.474 (9-19)	.516

Fouls: UA 16 (Two with 4), UF 26 (Two with 4). Turnovers: UA 29 (Middlebrook, 8), UF 36 (Christinaki, 7). Blocks: UA 2 (Two with 1), UF 4 (Two with 2). Steals: UA 21 (Knight, 6), UF 18 (Westbrook, 4).