

RAIDERS FOOTBALL

► 2016 Hawaii Bowl ► 2015 Bahamas Bowl ► 2013 Armed Forces Bowl ► 2011 GoDaddy.com Bowl ► 2009 New Orleans Bowl Champions ► 2006 Motor City Bowl

MIDDLE TENNESSEE (0-0; 0-0) vs VANDERBILT (0-0; 0-0) Sat., 9/2/2017 • 7:02 PM • Floyd Stadium (30,788) • Murfreesboro, TN

MIDDLE TENNESSEE BLUE RAIDERS



VANDERBILT COMMODORES



THE BASICS

Record0-0 (0-0)	Record0-0 (0-0)
Last Game Dec. 24, 2016	Last Game Dec. 26, 2016
Lost at Hawai'i, 52-35	Lost to NC State, 41-17
Coach Rick Stockstill	Coach Derek Mason
Career Record 72-66	Career Record 13-24
Career Conf. Rec. ... 54-31	Career Conf. Rec. 5-19

STATISTICAL LEADERS

Rushing ... l'Tavius Mathers 232 att, 1561 yds, 17 TD	Rushing Ralph Webb 250 att, 1283 yds, 13 TD
Passing Brent Stockstill 262-414, 3233 yds, 31 TD	Passing Kyle Shurmur 204-375, 2409 yds, 9 TD
Receiving Richie James 105 rec, 1625 yds, 12 TD	Receiving C.J. Duncan 44 rec, 494 yds, 0 TD
Tackling Chris Melton 102 tackles	Tackling Z. Cunningham 125 tackles
Sacks Steven Rhodes 4.5 sacks	Sacks Adam Butler 4.0 sacks
INTs Jeremy Cutrer 3 Interceptions	INTs Tre Herndon 2 Interceptions

INSIDE THE SERIES

Overall14-3 (VU)	Most MT Pts 37 (2001)
In the Boro0-2	Most VU Pts 69 (1926)
In Nashville 3-12	3 Points or Less 2-0
Current StreakL2	7 Points or Less2-1
Long Win Streak3	Biggest Win ...37-28 (2001)

ATHLETIC COMMUNICATIONS

Shipping Address.....1500 Greenland Drive
Murfreesboro, TN 37132
Phone.....615.898.2968
Web site.....GoBlueRaiders.com
Associate AD/Communications..... Mark Owens
 Email owens@goblueraiders.com
 Office.....615.898.5057
 Cell.....615.631.9520
 Twitter.....@MarkOwens5

Associate (secondary football)..... Tony Stinnett
Assistant.....Eric Beovich
Social Media Coord./Photographer..... Brent Beerends
Media Specialists/Video.....Nathan Wallach
Staff Writer..... Josh Vardaman
Interns ...Janelle Johnson, Brendan English, Dominic LoBianco
Students.....Matt Posey, Tyler Lamb

 MT_FB  @MTAthletics @MT_FB
 BlueRaiderAthletics  GoBlueRaidersTV

QUICK HITTERS

BLUE RAIDERS OPEN '17 AT HOME

► Middle Tennessee is set to open its 103rd season at home against neighboring rival Vanderbilt in a series that began in 1915. It will go down as just the second time in school history the Blue Raiders have opened a season at home against a Power 5 school (Minnesota, 2010). The game is being broadcast nationally on the CBS Sports Network.

► The 2017 season will be the 103rd for Blue Raider football and the 19th at the FBS level.

► Middle Tennessee has won at least eight games in a season three times in the last five years.

► WR Richie James fell just four receptions short of breaking his own single-season school record of 108 set in 2015. James finished with 105 in 2016.

► WR Ty Lee's 63 receptions led all freshmen nationally in 2016.

► PK Canon Rooker hit 13 of his last 14 field goals and made 84.2 percent of his three-pointers in 2016.

► QB Brent Stockstill broke his own school record by throwing for 31 touchdowns in 2016.

► QB Brent Stockstill threw for 3,233 yards in 2016 despite missing three games with an injury. That went down as the most ever by a sophomore at MT.

► QB Brent Stockstill became the first QB in school history to throw for over 400 yards in a game twice in a season when he did it in 2016.

► In MT's last 14 wins it has averaged 588.5 yards of total offense and allowed 399.9.

► Middle Tennessee is 20-5 in its last 25 home games.

► The Blue Raiders have been bowl eligible eight times in 11 years and participated in six bowls during the FBS era.

► Middle Tennessee has 7 players entering the 2017 season with a degree in hand, tied for 39th in the nation. (Peter Bailey, Alex Dale, Lucas Hamilton, Myles Harges, Max Linder, Brent Stockstill, Shane Tucker).

► MT averaged 47.6 points a game at home and 34.8 on the road in 2016.

► In their last 40 conference games, the Blue

ON THE AIR

TELEVISION

CBS SPORTS NETWORK
Carter Blackburn (play-by-play)
Aaron Taylor (analyst)
Jenny Dell (sideline)



RADIO

BLUE RAIDER NETWORK
Chip Walters (play-by-play), 27th year
Wes Counts (analyst), 2nd year
Wayne Groce (spotter), 37th year



Nashville: 102.5 FM
Mid-state: 89.5 FM
Local: 100.5 FM, 101.9 FM, 1450 AM
National: Sirius: 118, XM: 203
TuneIn App: Search Middle Tennessee



Raiders have a mark of 28-12.

► Over the last 56 games, the Blue Raiders have come up with 65 interceptions. The team had 15 picks in 2013 by eight different players, 13 in 2014, 17 in 2015 but only 11 in 2016.

► Consecutive Starts Leaders: Mike Minter (24), Richie James (20), Chandler Brewer (18) and DJ Sanders (13).

► Under Rick Stockstill, the Blue Raiders have been involved in 20 games that were decided in the final minute of regulation or overtime. The team is 12-8 in those games and have won eight of the last 10.

► Head Coach Rick Stockstill is third on the school's all-time wins list with 72 victories.

► In 137 games under Rick Stockstill, the Blue Raiders are +21 in turnover margin.

► Middle Tennessee has scored 30 or more points 62 times under Rick Stockstill. The Blue Raiders had 10 games of 30 or more points in 2016 to set a new single-season high under Rick Stockstill. The previous mark was nine in 2009.

A RAIDER WIN WOULD ...

- Give Rick Stockstill his 73rd win at MT
- Give MT a win over a Power 5 team to begin a season for first time in history
- Give MT its 5th win under Rick Stockstill over a Power 5 program
- Give MT its fifth straight season-opening win for the longest such streak since 12 straight from 1981-1992.
- Give MT its 5th win over an SEC team

Conference Champions: 1956, 1957, 1958, 1959, 1964, 1965, 1985, 1989, 1990, 1992, 2001, 2006

C-USA STANDINGS

East Division

	Overall	C-USA
Middle Tennessee	0-0	0-0
Charlotte	0-0	0-0
FAU	0-0	0-0
FIU	0-0	0-0
Marshall	0-0	0-0
Old Dominion	0-0	0-0
WKU	0-0	0-0

West Division

	Overall	C-USA
Louisiana Tech	0-0	0-0
North Texas	0-0	0-0
Southern Miss	0-0	0-0
UTEP	0-0	0-0
UTSA	0-0	0-0
UAB	0-0	0-0
Rice	0-1	0-0

UPCOMING C-USA SCHEDULE

THURSDAY, AUGUST 31

FIU at UCF

FRIDAY, SEPTEMBER 1

Charlotte at Eastern Michigan
Navy at Florida Atlantic

SATURDAY, SEPTEMBER 2

Northwestern State at Louisiana Tech
Miami (Ohio) at Marshall
Vanderbilt at Middle Tennessee
Lamar at North Texas
Albany at Old Dominion
Kentucky at Southern Miss
Alabama A&M at UAB
UTEP at Oklahoma
Houston at UTSA
Eastern Kentucky at WKU

ATHLETIC COMMUNICATIONS

Press Conference

On Mondays at 10:30 AM, in the Kennon Sports Hall of Fame building, selected players and Coach Stockstill meet with the media individually for a press conference. The weekly conferences will be held every Monday before a game. Media can park in the area located between the practice field and the weight room on campus. The Athletic Communications Office will transcribe quotes that will be put on GoBlueRaiders.com and also emailed to the Blue Raiders' primary and football lists. A video feed of Stockstill, along with the players, will be available on Youtube.com/GoBlueRaiders.tv. The Press Conference will be shown live on Facebook Live.

Practice

Members of the media can interview coaches and players on Tuesday and Wednesday of game-week after practice. All practices are closed. Following Wednesday's practice, student-athletes will not be available for interviews until the conclusion of the game on Saturday.

Postgame Interviews

Middle Tennessee's locker room is closed. Media will be asked to submit a list of player requests to Mark Owens at the start of the 4th quarter. During home games, players will be available to the media first in the Murphy Center Green Room (lower level) followed by Head Coach Rick Stockstill.

Photographer Room

A photographer work area is setup prior to each game in the southeast corner of Murphy Center. Tables and internet access will be setup just outside the Green Room for use by all photographers.

S2		VANDERBILT MURFREESBORO, TN/FLOYD STADIUM/VU leads 14-3	CBS SN	7 PM
S9		SYRACUSE SYRACUSE, NY/CARRIER DOME/FIRST MEETING	ACCN	2:30 PM
S16		MINNESOTA MINNEAPOLIS, MN/TCF BANK STADIUM/UM LEADS 2-0	BTN	2:30 PM
S23		BOWLING GREEN MURFREESBORO, TN/FLOYD STADIUM/MT LEADS 1-0	ESPN3	6 PM
S30		FLORIDA ATLANTIC BOCA RATON, FL/FAU STADIUM/MT LEADS 11-3	STADIUM	6 PM
O7		FIU MURFREESBORO, TN/FLOYD STADIUM/MT LEADS 8-4	ESPN3	2 PM
O14		UAB BIRMINGHAM, AL/MEMORIAL STADIUM/MT LEADS 3-2	beIN	5:30 PM
O20		MARSHALL MURFREESBORO, TN/FLOYD STADIUM/MU LEADS 4-2	ESPN2	6 PM
N4		UTEP MURFREESBORO, TN/FLOYD STADIUM/TIED 1-1	beIN	6:30 PM
N11		CHARLOTTE CHARLOTTE, NC/RICHARDSON STADIUM/MT LEADS 2-0	ESPN3	1 PM
N17		WKU BOWLING GREEN, KY/HOUCHENS STADIUM/MT LEADS 34-31-1	CBS SN	7 PM
N25		OLD DOMINION MURFREESBORO, TN/FLOYD STADIUM/MT LEADS 1-0	ESPN3	2 PM

A LOOK AT THE SERIES

▶ A total of 17 games have been played in the series but only five since 1956. Vanderbilt owns a 14-3 advantage but MT has a 3-2 edge since 2001.

▶ Three of the last four meetings have been decided by less than a touchdown.

▶ The first meeting was in 1915 and this will be just the third time the Commodores have played in Murfreesboro.

SEASON OPENERS

▶ Middle Tennessee has an overall mark of 61-39-2 in season-opening games and has won 22 of its last 35, including four straight. The Blue Raiders have won their opening game seven times since elevating to the FBS level in 1999. MT defeated SEC member Vanderbilt in 2001 on the road and then upset Akron on the road in 2004. The Blue Raiders also won the 2006 opener at home against FIU, the 2013 opener against Western Carolina, 2014 versus Savannah State, 2015 vs Jackson State and last year over Alabama A&M.

RAIDERS AT FLOYD STADIUM

▶ Since Floyd Stadium opened in 1933, the Blue Raiders have compiled an overall mark of 287-118-13 (.700), including a record 31-game win streak from 1987-94.

▶ Under Rick Stockstill, the Blue Raiders are 39-21 overall at Floyd Stadium and 26-14 in conference games (13-3 vs C-USA). MT has a 20-5 record at home in its last 25 games.

▶ Since 2007, MT has had home games against Virginia, Maryland, Mississippi State, Minnesota, Georgia Tech, BYU and Vandy. MT hosts Vandy in 2017, Duke in 2019 and Missouri in 2022.

COLLEGE PRESS BOX.COM

CollegePressBox.com is the official media website for Conference USA football. Access and download weekly game notes, opponent notes, quotes, depth charts, complete final game books, media guides, head shots, and more for the conference and each of its 14-member schools.

The site also has a complete list of conference beat writers, radio broadcasters, and much more.

Apply for access at www.collegepress-box.com/password.

RAIDERS VS IN-STATE FOES

▶ Since joining the FBS in 1999, the Blue Raiders have enjoyed success against in-state foes. During that span, MT has a mark of 12-6 against teams from the state of Tennessee with three wins coming on the road against Vanderbilt. The Blue Raiders fell to No. 4 Tennessee in Knoxville, 26-3, in 2002, lost at Memphis in 2010 and 2014, dropped one to UT in 2011 and lost to Vandy in 2015 and 2016. Head Coach Rick Stockstill is 7-4 against in-state competition.

RAIDERS VS SEC

▶ When Middle Tennessee kicks off against Vanderbilt it will mark the 27th game against the SEC since the Blue Raiders moved to FBS (I-A) status in 1999. The Raiders have four victories during that span with each coming on the road against Vanderbilt (2001, 2002, 2005) and Missouri (2016). Since 1999, the Blue Raiders have faced every team in the SEC at least once except for Auburn.

CAPTAINS

▶ Head coach Rick Stockstill announced

early in camp the players who will serve as permanent team captains in 2017. In the past, Stockstill named captains in December, but for the first time he named them before the season. Captains include redshirt senior Shane Tucker, redshirt junior wide receiver Richie James, redshirt junior quarterback Brent Stockstill, senior linebacker D.J. Sanders and junior Chandler Brewer. All five will wear a specially designed patch each game during the upcoming season.

8 TIMES IN 11 YEARS

► In 11 years under Rick Stockstill, Middle Tennessee has reached bowl eligibility eight times and seven times in the last eight years. The Blue Raiders have been bowl eligible under Rick Stockstill in 2006, 2009, 2010, 2012, 2013, 2014, 2015 and 2016. The eight bowl eligible years during the 11-year span is more than any FBS team in Tennessee and equals the most of any program in C-USA.

MR. SENIORITY

► Middle Tennessee Head Coach Rick Stockstill is in his 12th season at the helm of the Blue Raiders. His 12 seasons make him the longest tenured head coach in Conference USA while ranking 6th nationally.

Coch, School	Year
Kirk Ferentz, Iowa	19th season
Gary Patterson TCU	17th season
Kyle Whittingham, Utah	13th season
Frank Solich, Ohio	13th season
Mike Gundy, OSU	13th season
Rick Stockstill, MT	12th season
Pat Fitzgerald, NW	12th season

WINNING TURNOVER BATTLE

► Winning the turnover battle is critical in collecting victories in football. Under Rick Stockstill, MT has a mark of 48-13 when winning the turnover battle and is 40-5 during bowl eligible years (2006, 2009, 2010, 2012, 2013,

2014, 2015, 2016). Over the last 62 games (since 2012), MT is 23-2 when winning the turnover battle.

LOOKING FOR 100

► During its history, Middle Tennessee owns an impressive 166-55-1 (.750) record when a back gains 100 or more yards rushing. Under Rick Stockstill, a Blue Raider has reached the 100-yard mark 52 times and the team has a 44-8 mark in those games.

30 IS MAGIC

► Under Rick Stockstill, the Blue Raiders are 56-6 when scoring 30 points or more. The six losses came at Louisville in 2007 when the Raiders fell, 58-42, at Troy in 2011, 38-35, at home against WKU in 2011, 36-33 (2OT), against Western Michigan in the Popeyes Bahamas Bowl in 2015 (45-31), at home against WKU in 2016 (44-43) and against Hawai'i in the Hawai'i Bowl (52-35).

OVERTIME GAMES

► Middle Tennessee has competed in nine overtime games as an FBS member (since 1999) and carries a mark of 5-4. Here is a list of the overtime games:

Overtime

- 2016: WKU 44, MT 43 (10/15) (2OT)
- 2015: MT 27, Marshall 24 (11/7) (3OT)
- 2014: MT 50, WKU 47 (9/13) (3OT)
- 2013: MT 42, FAU 35 (9/21) (OT)
- 2011: WKU 36, MT 33 (10/6) (2 OT)
- 2003: UL-Lafayette 57, MT 51 (11/15) (4 OT)
- 2003: MT 28, Idaho 21 (10/18) (OT)
- 2003: Missouri 41, MT 40 (9/20) (OT)
- 2000: MT 41, UL-Lafayette 38 (11/18) (2 OT)

1 POINT GAMES

► Head Coach Rick Stockstill seems to have a little magic going in tight games. Under his direction, the Blue Raiders are an impressive 6-2 in games decided by one point.

LAST MINUTE PLAYS IN THE RICK STOCKSTILL ERA

Games decided by one play in the final minute of regulation

Opponent	Result	Play	Time of Play
WKU, 2016	L, 44-43	WKU hits 18 FG	0:05
LA Tech, 2016	W, 38-34	Held LT at MT 6-yard line on 4th Down	0:50
Marshall, 2015	W, 27-24 (3OT)	Marshall missed 32-yard FG	0:05
Illinois, 2015	L, 27-25	Missed 43-yard FG	0:04
FAU, 2014	W, 35-34	12-yard pass to Marcus Henry from Austin Grammer	0:19
USM, 2014	W, 37-31	MT recovers onside kick	0:27
WKU, 2014	W, 50-47 (3OT)	WKU hits 24-yard field goal	0:20
UAB, 2013	W, 24-21	18 FG by Cody Clark	0:03
Marshall, 2013	W, 51-49	9-yard pass to Tavarres Jefferson from Logan Kilgore	0:00
FIU, 2012	W, 34-30	Reggie Whatley 7 TD run	0:36
WKU, 2011	L, 36-33 (2OT)	Shubert Bastien Blocked 46 FG to end regulation	0:00
Memphis, 2011	W, 38-31	33-yard pass to Anthony Amos from Logan Kilgore	0:11
Purdue, 2011	L, 27-24	47 FG by Alan Gendreau blocked	0:00
Maryland, 2009	W, 32-31	19 FG by Alan Gendreau	0:00
Kentucky, 2008	L, 20-14	Hail Mary to Eldred King came up 1-yard short	0:00
FAU, 2008	W, 14-13	Hail Mary to Malcolm Beyah (32-yd TD Catch)	0:00
ULM, 2007	W, 43-40	Bradley Robinson 89-yd kickoff return for TD	0:45
Virginia, 2007	L, 23-21	UVA hit 34-yard field goal	0:08
WKU, 2007	L, 20-17	Matt King misses 34-yard field goal	0:00
Troy, 2006	L, 21-20	Troy 3-yard TD pass	0:14

QUICK FACTS

General

Location	Murfreesboro, TN 37132
Founded.....	1911
Enrollment.....	22,050
Nickname	Blue Raiders
Colors	Royal Blue and White
Conference	Conference USA
President.....	Dr. Sidney A. McPhee
Alma Mater	Prairie View, 1976
Director of Athletics.....	Chris Massaro
Alma Mater	Northern Colorado, 1983
Stadium	Floyd/Horace Jones Field
Surface	Synthetic
Capacity.....	30,788
Basic Offense	Multiple
Basic Defense	4-3

History

First Year of Football	1911
Number of Seasons.....	103rd
All-Time Record.....	566-418-28
Record at Floyd Stadium.....	287-118-13
FBS Bowl Appearances.....	6 (1-5)
First Year in C-USA	2013

2016 Recap

2016 Record.....	8-5
2016 Bowl.....	Hawaii Bowl (Lost to Hawaii)
2016 C-USA Record.....	5-3
2016 C-USA Finish.....	3rd in East

Coaching Staff

Head Coach	Rick Stockstill
Alma Mater	Florida State, 1982
Record at MT.....	72-66 (12th season)
Record Overall	Same
Defensive Coordinator/Safeties.....	Scott Shafer
Recruiting Coordinator/CB.....	Steve Ellis
Defensive Line	Tommy West
Linebackers.....	Siriki Diabate
Offensive Coord./QB	Tony Franklin
Tackles/TE/Run Game Coord.	Mike Polly
Offensive Line.....	Rick Mallory
Running Backs	Jeff Beckles
Wide Receivers.....	Austin Silvo
Graduate Assistant	Wolfgang Shafer
Graduate Assistant	Jordan Frost-Dixon
Graduate Assistant	Dustin Royston
Graduate Assistant	Nolan Genovese
Quality Control	Tyler Boles
Quality Control	Robert Barbieri
Strength and Conditioning.....	Jason Spray
Sports Medicine	Keith Bunch
Director of Operations.....	Brent Brock
Dir. of Player Personnel.....	Will Redmond
Recruiting Assistant	Jessica Stinger
Graphic Designer	Caleb Tyler
Equipment Manager	Larry Maples
Video Coordinator.....	Erik Bartlett
Team Security.....	Scott Miller, Matt Perry,
Secretary	Jan Worley
Ticket Office.....	1-888-YES-MTSU

WHO'S UP? WHO'S DOWN?

Press Box

Scott Shafer, Defensive Coordinator
 Dustin Royston, GA; Wolfgang Shafer, GA;
 Jordan Frost-Dixon, GA; Robert Barbieri, QC

Sidelines

Rick Stockstill, Head Coach
 Tony Franklin, Offensive Coordinator
 Steve Ellis, Cornerbacks
 Jeff Beckles, Running Backs
 Rick Mallory, Offensive Line
 Mike Polly, Tackles/Tight Ends
 Siriki Diabate, Linebackers
 Tommy West, Defensive Line
 Austin Silvoy, Wide Receivers

RAIDERS RECORD WHEN ...

	2017
At Home.....	0-0
On The Road.....	0-0
Neutral Site.....	0-0
vs C-USA Opponents.....	0-0
vs Non-Conference.....	0-0
vs Ranked Opponents.....	0-0
vs In-State Opponents.....	0-0
In September.....	0-0
In October.....	0-0
In November.....	0-0
In December.....	0-0
On CUSA.tv.....	0-0
On CBS SN.....	0-0
On beIN.....	0-0
On CampusInsiders.....	0-0
On ASN.....	0-0
On SECN.....	0-0
On ESPN3.....	0-0
On ESPN.....	0-0
Afternoon Games.....	0-0
Night Games.....	0-0
Decided by 7 or less.....	0-0
Winning Coin Toss.....	0-0
Losing Coin Toss.....	0-0
Scoring First.....	0-0
Opp. Scores First.....	0-0
Leading at Halftime.....	0-0
Tied at Halftime.....	0-0
Trailing at Halftime.....	0-0
Leading After 3 Qts.....	0-0
Tied After 3 Qts.....	0-0
Trailing After 3 Qts.....	0-0
In Overtime.....	0-0
Scoring 30+ Pts.....	0-0
Scoring 20-29 Pts.....	0-0
Scoring 0-19 Pts.....	0-0
Allowing 30+ Pts.....	0-0
Allowing 20-29 Pts.....	0-0
Allowing 0-19 Pts.....	0-0
Outrushing Opp.....	0-0
Getting Outrushed.....	0-0
Pass for More Yds.....	0-0
Pass for Fewer Yds.....	0-0
Outgaining Opp.....	0-0
Getting Outgained.....	0-0
Win Time of Poss.....	0-0
Lose Time of Poss.....	0-0
Fewer Penalty Yds.....	0-0
More Penalty Yds.....	0-0
Win Turnover Battle.....	0-0
Lose Turnover Battle.....	0-0

2017 TURNOVER BREAKDOWN

Opponent	MTTOs	Opp. Pts.	Opp. TOs	MT Pts.	Margin
Vanderbilt	-	-	-	-	-
Syracuse	-	-	-	-	-
Minnesota	-	-	-	-	-
Bowling Green	-	-	-	-	-
FAU	-	-	-	-	-
FIU	-	-	-	-	-
UAB	-	-	-	-	-
Marshall	-	-	-	-	-
UTEP	-	-	-	-	-
Charlotte	-	-	-	-	-
WKU	-	-	-	-	-
ODU	-	-	-	-	-
Total	-	-	-	-	-

2006 MT 7, FIU 6	2010 MT 27, WKU 26
2006 Troy 21, MT 20	2010 MT 28, FIU 27
2008 MT 14, FAU 13	2014 MT 35, FAU 34
2009 MT 32, Maryland 31	2016 WKU 44, MT 43 (2OT)

OFFENSIVE NOTES

THIS 'N THAT

▶ In 2016, the Blue Raiders set single-season records in total yards, points scored, passing yards, passing yards per game, passing attempts, passing completions, and touchdown passes.

▶ MT set single-game records in total offense and points scored against FAU in 2016 with 757 yards and 77 points. The team also rushed for a C-USA record 495 yards which went down as the second most in MT history.

▶ Also against FAU, MT had two 200-yard rushers in I'Tavius Mathers (213) and Richie James (207) for the first time in school history. In fact, they became just the 6th team in NCAA FBS history to accomplish the feat.

▶ The Blue Raiders ranked 6th nationally in red zone offense at 93.2 percent (55-59). Of the 55 scores, 45 were touchdowns which was an impressive 82 percent.

▶ 21 different players caught passes in 2016.

▶ MT had a 1,000-yard rusher and a 1,000-yard receiver in 2016 for the first time in school history.

▶ For just the 7th time in NCAA FBS history, MT produced a player (I'Tavius Mathers) with 1,500 yards rushing and 500 yards receiving.

▶ In 2016, the Blue Raiders ranked 26th nationally in third down conversions at 44.6 percent.

▶ MT averaged 325.8 passing yards per game to rank 8th nationally last year. That figure easily shattered the Blue Raiders' all-time record of 311.7 set in 2015.

▶ MT completed a school record 42 passes against WKU on Oct. 15, 2016.

▶ Over the last 20 home games, MT is averaging 43.8 points a contest (875 points).

▶ In four years of C-USA action, MT has rushed for 6,807 yards in 32 league games. That averages out to 212.7 yards a game.

▶ Rushing National Rankings Last 4 Years:

- 2013: 31st
- 2014: 30th
- 2015: 98th
- 2016: 48th

▶ MT has registered over 5,000 yards of total offense in a season seven times in its history and five of those have come under Rick Stockstill.

▶ Middle Tennessee averaged 517.7 yards per game of total offense in 2016 which was a new school record. The previous all-time mark was 481.4 yards set by the 2001 team that finished 8-3.

▶ The Blue Raiders scored a school record 67 touchdowns in 2016 to better the previous mark of 58 touchdowns set in 2015.

TOP DUO

▶ Middle Tennessee's Richie James and Ty Lee make up the top returning pass-catching duo in the country. The twosome had a combined 168 receptions in 2016 and the next closest was Houston's twosome with 151.

TOP OFFENSIVE GAMES [STOCK ERA]

Yards	Opponent	Points
757	FAU (2016)	77
681	AAMU (2016)	55
659	Charlotte (2015)	73
654	Austin Peay (2010)	56
646	WKU (2009)	62
629	UTEP (2013)	48
605	WKU (2016)	43
605	JSU (2015)	70
595	Missouri (2016)	51
587	FIU (2009)	48
585	Marshall (2013)	51
583	Southern Miss (2014)	37
582	Troy (2011)	35
556	FIU (2013)	48
555	Louisville (2007)	42
554	Marshall (2015)	27
553	LA Tech (2016)	38
542	Hawaii (2016)	35
541	WKU (2014)	50
539	ODU (2014)	41
523	FIU (2012)	34
519	SSU (2014)	61
510	Georgia Tech (2012)	49
506	Louisiana (2009)	34

200-YARD RUSHING GAMES [STOCK ERA]

■ vs FAU (11/26/16).....	495
■ vs FIU (11/7/09).....	385
■ vs Austin Peay (9/11/10).....	353
■ vs WKU (9/13/14).....	323
■ vs Missouri (10/22/16).....	311
■ vs FAU (11/22/14).....	310
■ vs Marshall (10/24/13).....	308
■ vs UTEP (11/30/13).....	304
■ vs FAU (9/8/12).....	302
■ vs FAU (9/21/13).....	296
■ vs FAU (11/27/10).....	287
■ vs UL (11/14/09).....	287
■ vs Charlotte (9/19/15).....	280
■ vs ODU (9/26/14).....	280
■ vs FAU (11/4/06).....	271
■ vs WCU (8/29/13).....	270
■ vs Louisville (9/6/07).....	265
■ vs GT (9/29/12).....	264
■ vs Memphis (10/13/07).....	260
■ vs UTEP (11/29/14).....	259
■ vs UAB (11/2/13).....	259
■ vs FIU (10/13/12).....	256
■ vs FIU (11/9/13).....	249
■ vs AAMU (9/3/16).....	246
■ vs Southern Miss (11/23/13).....	246
■ vs ULM (10/23/10).....	244
■ vs Southern Miss (12/20/09).....	243
■ vs Jackson State (9/5/15).....	242
■ vs Southern Miss (10/4/14).....	239
■ vs FAU (10/31/09).....	239
■ vs North Texas (11/22/08).....	237
■ vs ASU (11/2/10).....	236
■ vs UAB (10/18/14).....	229
■ vs WKU (10/24/09).....	229
■ vs Savannah State (8/30/14).....	228
■ vs WKU (11/1/12).....	224
■ vs Charlotte (11/19/16).....	221
■ vs UL (9/25/10).....	217
■ vs ULM (10/21/06).....	215
■ vs USA (11/17/12).....	212
■ vs North Texas (9/30/06).....	212
■ vs ASU (11/11/06).....	211
■ vs Miami, OH (1/6/11).....	208
■ vs WKU (10/6/11).....	206
■ vs ASU (10/20/07).....	205
■ vs Marshall (11/7/2015).....	201
■ vs FIU (10/17/15).....	200
■ vs Memphis (10/1/11).....	200

90-YARD DRIVES

► The Blue Raiders have put together 23 scoring drives of 90 or more yards under Rick Stockstill. MT had four 90-yard or longer drives in 2016. The longest drive under Stockstill was a 99 yarder in a 2007 win at Louisiana-Monroe.

DEFENSIVE NOTES

THIS 'N THAT

► The Blue Raider defense has finished in the top 40 nationally in interceptions three of the last four years.

► MT owns two shutouts since entering C-USA play in 2013. MT defeated FIU, 48-0, in 2013 and downed Alabama A&M last year, 55-0.

► MT's four interceptions against FAU in 2016 equaled the third most in a game and the most since 2010 against Arkansas State.

► MT held North Texas to just 5 total rushing yards in 2016 which equaled the fourth fewest ever allowed in a single game by the Blue Raiders.

► The unit ranked 4th nationally in red zone defense at .694 in 2015 and finished 35th in 2016 (.797).

► Overall, the Blue Raiders have 65 interceptions over their last 56 games. Middle Tennessee tied for 14th nationally in 2015 with 17.

NEW LEADER IN TOWN

► Middle Tennessee welcomes new defensive coordinator Scott Shafer in 2017 who was the head coach at Syracuse from 2013 to 2015. This will be the 13th year Shafer has directed a defense and each year his unit has been one of the most effective in the country.

DEFENSIVE SCORES

► Under Rick Stockstill, the Blue Raider defense has scored 25 defensive touchdowns and 20 have come since 2009. Of the 25 scores, 17 have been interceptions and eight have come by way of fumble returns. The Raiders had just two defensive scores in 2016.

SANDERS TO THE HOUSE

► Senior linebacker DJ Sanders owns three interception returns for touchdowns over his career. That total ranks second all-time behind the four set by Kevin Byard (2011-15) and is the most ever by a linebacker.

BRADY READY TO GO

► DE Walter Brady is eager to be back on the field after transferring from Missouri. The junior sat out the 2016 campaign and is ready to make a difference on the Raiders' revamped defense. As a freshman, Brady earned Freshman All-American honors after leading all first year players nationally in sacks with seven. During the 2015 campaign Brady played against Vanderbilt

MT PLAYERS OF THE WEEK

Game	Offense	Defense	Specialist
VU			
SU			
UM			
BG			
FAU			
FIU			
UAB			
MU			
UTEP			
CHA			
WKU			
ODU			

MT C-USA PLAYERS OF THE WEEK

Sept. 4
Offense: TBD
Defense: TBD
Special Teams: TBD

HONOR ROLL

Matt Bonadies: Named to the Ray Guy Award Watch List
Chandler Brewer: Named HM All-C-USA
Richie James: Named Preseason First Team All-C-USA, Named to 2017 Biletnikoff Award Watch List, Named to the Paul Hornung Award Watch List, Named Preseason Second Team All-American by Athlon
Canon Rooker: Named Preseason First Team All-C-USA, Named to the Lou Groza Award Watch List
Brent Stockstill: Named to the Davey O'Brien, Maxwell, Wuerffel Trophy, Johnny Unitas Golden Arm Award, CFPA National Performer of the Year Trophy and Manning Award Watch Lists, Nominee for the AFCA Allstate Good Works Team

2017 MISCELLANEOUS INFO

Opp.	Captain	Captain	Captain	Toss	Coin Receive	Kickoff/ Poss.	First Length	Game Jersey	Pants	Helmet	Result
VU											
SYR											
UM											
BG											
FAU											
FIU											
UAB											
MU											
UTEP											
CHA											
WKU											
ODU											

TOP CROWDS AT FLOYD

1.	30,502	Georgia Tech	9/10/11	L	49-21
2.	28,105	Memphis	9/12/09	W	31-14
3.	28,010	Troy	10/5/10	L	42-13
4.	27,568	Tennessee St.	9/5/98	W	28-27
5.	27,519	SE Missouri	9/28/02	L	24-14
6.	25,908	Minnesota	9/2/10	L	24-17
7.	25,766	Florida Atlantic	9/30/08	W	14-13
8.	25,411	Vanderbilt	10/3/15	L	17-13
9.	24,911	WKU	9/13/14	W	50-47
10.	23,992	Memphis	9/14/13	W	17-15
11.	23,882	Mississippi St.	10/17/09	L	6-27

MIDDLE TENNESSEE'S BLOCKED KICKS IN FBS ERA

Totals: 57 in 217 games (26 FGs, 20 punts, 11 PATs)

Totals under Stockstill: 37 in 138 games (19 FGs, 14 punts, 4 PATs)

2000 (1 punt, 0 PAT, 0 FG)
Louisiana Tech - Punt (Michael Woods) hW

2001 (1 punt, 1 PAT, 1 FG)
ULM - PAT (Kareem Bland) aW
ASU - Punt (Chris Johnson) hW
Connecticut - FG (Kareem Bland) hW

2002 (2 punt, 2 PAT, 1 FG)
Tennessee - FG (Jerry Vanderpool) aL
ULM - Punt (Joey Montalbano) hW
North Texas - Punt (Thomas Johnson) hL
North Texas - PAT (Kareem Bland) hL
North Texas - PAT (Kareem Bland) hL

2003 (0 punt, 3 PAT, 0 FG)
Clemson - PAT (Pierre Ingram) aL
Missouri - PAT (Pierre Ingram) aL
Troy - PAT (Thomas Johnson) hW

2004 (0 punt, 1 PAT, 3 FG)
Akron - FG (Jerry Vanderpool) aW
FAU - FG (Sean Mosley) hL
Louisiana - FG (Pierre Ingram) aL
Troy - PAT (Roy Polite) aL

2005 (2 punt, 0 PAT, 2 FG)
North Texas - FG (Jeff Littlejohn) hL
Vanderbilt - FG (Jeremiah Weaver) aW
ASU - Punt (Sean Mosley) hW
Troy - Punt (Sean Mosley) aW

2006 (0 punt, 0 PAT, 1 FG)
Troy - FG (Justin Rainey) hL

2007 (2 punt, 0 PAT, 0 FG)
FAU - Punt (Jeremy Kellem) aL
North Texas - Punt (Michael Cannon) aW

2008 (1 punt, 1 PAT, 1 FG)
UK - FG (Alex Suber) aL
ULM - Punt (Jeremy Kellem) hW
ULM - PAT (Emmanuel Perez) hW

2009 (3 punt, 0 PAT, 5 FG)
Maryland - FG (Chris McCoy) aW
North Texas - FG (Rod Issac) aW
FAU - Punt (SaCoby Carter) aW
FAU - FG (Marcus Udell) aW

FAU - Punt (Jeremy Kellem) aW
FIU - Punt (Jeremy Kellem) hW
FIU - FG (Dwight Smith) hW
ASU - FG (Brandon Perry) hW

2010 (0 punt, 2 PAT, 4 FG)
Louisiana - FG (Derrek Upshaw) aW
Troy - FG (Jamari Lattimore) hL
ASU - PAT (Dwight Smith) aL
WKU - PAT (Jamari Lattimore) aW
WKU - FG (Jarrett Crittenton) aW
Miami, OH - FG (Derek Upshaw) nL

2011 (3 punt, 0 PAT, 2 FG)
Troy - Punt (Reginald Farmer) aL
WKU - FG (Darin Davis) hL
WKU - FG (Shubert Bastien) hL
FAU - Punt (Terrence Coleman) aW
ASU - Punt (Leighton Gasque) hL

2012 (0 punt, 0 PAT, 1 FG)
FIU - FG (Stephen Roberts) aW

2013 (2 punts, 0 PAT, 0 FG)
FAU - Punt (Kenneth Gilstrap) aW
Marshall - Punt (Chris Brown) hW

2014 (2 punts, 1 PAT, 2 FG)
Savannah State - FG (Raynard Felton) hW
Minnesota - Punt (Chase Pennycuff) aL
WKU - FG (Shubert Bastien) hW
USM - PAT (Kevin Byard) hW
UTEP - Punt (Chris Perkins) aL

2015 (0 punts, 0 PAT, 2 FG)
Jackson State - FG (Jeremy Cutrer) hW
Marshall - FG (Jeremy Cutrer) hW

2016 (1 punt, 0 PAT, 1 FG)
Vanderbilt - Punt (Azar Wilson) aL
Charlotte - FG (DJ Sanders) aW

2017 (0 punts, 0 PAT, 0 FG)
TBA - TBA

▶ With 432 passing yards against Hawai'i, Stockstill became the first multiple 400-yard passer in school history.

▶ Set a new school record when he connected on his first 22 passes in the win over AAMU in 2016. Stockstill broke the previous mark of 19 consecutive completed passes by Logan Kilgore in 2011. The record-breaking 20th straight completion was a 42-yard touchdown pass to Patrick Smith (the first TD of Smith's career).

▶ Has 11 300-yard passing games in his last 16 outings.

▶ His 4,005 passing yards in 2015 was tops in the country among freshmen and was a new MT single-season and C-USA freshman record. UCLA's Josh Rosen was second with 3,670 yards. He also led all freshmen in touchdown passes with 30.

▶ Stockstill set the new NCAA freshman completions record with 327 (Kentucky's Jared Lorenzen had 321 in 2000) and fell just 53 yards shy of breaking Jameis Winston's NCAA freshman passing record of 4,057 yards.

▶ Had an MT single-season record of eight 300-yard passing games in 2015.

▶ Set a new school record with four straight 300-yard passing games in 2015. Saw streak end at UTSA.

▶ His 31 touchdown passes in 2016 was a new school record and broke the previous mark of 30 set by Stockstill himself in 2015.

▶ His five touchdown passes against Charlotte in 2015 equaled the second most in school history and the most ever by a freshman. He matched that total in 2016 season opener against AAMU.

Richie James

▶ With 8.19 career receptions per game, Richie James is the NCAA's active career leader in that category. James is also the active leader in receiving yards per game at 114.3.

▶ Ranks 14th on the NCAA's active list in total receptions with 213.

▶ Broke his own school record for receiving yards in a season in the win over FAU. James had 1,625 yards for the year. Also, his 12 TD catches ranked second on the single-season list. ▶ Became just the 6th player in NCAA FBS history to have 200 yards rushing and 100 yards receiving in the same game when he notched 207 on the ground and 120 receiving against FAU in 2016.

▶ Had 327 all-purpose yards in 2016 win over FAU which was the second most in school history.

▶ Saw his school record streak of six straight 100-yard receiving games come to an end at Charlotte.

▶ Has caught at least one pass in 26 straight games, which ranks 5th all-time at MT.

▶ Owns 14 career 100-yard receiving games which ranks tied as the most in school history with Kendall Newson.

▶ Has 20 career touchdown receptions which

where he recorded a fumble recovery and a pass breakup.

SPECIAL TEAMS NOTES

THIS 'N THAT

▶ PK Canon Rooker is a Lou Groza Award candidate while punter Matt Bonadies is on the Ray Guy Award Watch List.

▶ Canon Rooker enters the 2017 season having hit four consecutive field goals, including five straight at home.

▶ PK Canon Rooker hit 13 of his last 14 FGs and 16 total in 2016 to rank as the fourth most in a single-season.

▶ PK Canon Rooker's 112 points scored in 2016 was the most ever in a single season by a kicker at MT.

▶ LB DJ Sanders is the only current Blue Raider who owns a blocked kick. Sanders rejected a field goal at Charlotte in 2016.

▶ Under Rick Stockstill, the Blue Raiders have blocked 37 kicks in 138 games (19 FGs, 14

punts, 4 PATs).

PLAYER NOTES

Brent Stockstill

▶ Has 61 career TD passes, owning the Blue Raider all-time mark. He became the all-time leader in just 22 games played.

▶ Needs 12 more TD passes to surpass Patrick Ramsey (Tulane) for 15th on C-USA's all-time list.

▶ Has six career games with four or more touchdown passes, including three in his last four outings.

▶ With 7,279 career passing yards, the junior is currently 21st nationally among active career leaders in the NCAA. He is also 4th in passing yards per game at 303.3.

▶ Had a career-high 434 passing yards against WKU which ranked as the third most in school history for a single-game. Also against the Hilltoppers he set the school record for completions (42).

ranks 4th all-time. Needs three more to break the school record.

RAIDER ROUNDUP

- ▶ The top scoring quarter in the Rick Stockstill era is the second quarter. Here is a combined total for each quarter: 1st - 1004 points; 2nd - 1,137 points; 3rd - 752 points; 4th - 989 points, and 56 in overtime.
- ▶ Under Rick Stockstill, the Blue Raiders have scored on their opening possession 48 times in 138 games (33 TDs) while the opposition has scored 44 times on its first possession of the game.
- ▶ When both teams are held under 20 points, the Blue Raiders are 3-1 under Rick Stockstill.
- ▶ As a FBS (I-A) member (217 games), the Blue Raiders have scored 80 or more points 20 times.
- ▶ The Blue Raiders are 80-14 in the FBS era when leading at the half and are 87-10 when leading a game entering the 4th quarter during that time.
- ▶ When trailing at the half, the Blue Raiders are just 19-88 in the FBS (I-A) era.
- ▶ The Blue Raiders have scored in 241 of their last 247 games and broke a string of scoring in 55 straight when they were shutout at Tennessee in 2011. MT, which has a current streak of 49 games, has been shutout five other times during the FBS era. The Blue Raiders were shutout 10-0 on the road against UL-Monroe in 1999, 55-0 in 2000 at Florida, 59-0 at Oklahoma in 2006, 44-0 at LSU in 2007, and 45-0 at Arkansas State in 2012. MT has scored in 111 straight home games (last shutout was 9/23/1995 vs Murray State).
- ▶ Largest Margin of Victory in the I-A era: 59 points vs Charlotte 9/19/15 (73-14) ... Largest

Margin of Defeat in the I-A era: 59 points vs Oklahoma 9/23/06 (59-0).

RAIDERS IN THE NFL

▶ MT currently has seven players on NFL rosters. Erik Walden (Titans), Benny Cunningham (Bears), Kevin Byard (Titans), Sammy Seamster (Cowboys), Jimmy Staten (Titans), Josh Walker (Texans), and Maurquice Shakir (Ravens).

ACADEMICS ARE A TOP PRIORITY

▶ Academic success at MT has been a high priority for 12th year coach Rick Stockstill. Under his reign, the Blue Raiders have seen 187 of 196 (95%) student-athletes earn their degree entering the 2017 season. MT, who has also been impressive with APR scores under Stockstill, has been publicly recognized by the NCAA for APR success twice in the last seven years. Also under Stockstill, the Blue Raiders have taken home six Academic All-District honors and produced an Academic All-American.

▶ Middle Tennessee has 7 players entering the 2017 season with a degree in hand to rank 9th nationally. (Peter Bailey, Alex Dale, Lucas Hamilton, Myles Harges, Max Linder, Brent Stockstill, Shane Tucker).

Academic Progress Rate Scores

- 2015-16: 983
- 2014-15: 974
- 2013-14: 973
- 2012-13: 972
- 2011-12: 972
- 2010-11: 983
- 2009-10: 979

UNIFORM COMBINATIONS

Pants	Jersey	Helmet	Record
Blue	White	Silver	13-7
Blue	White	Black	1-0
Blue	White	White	2-2
Blue	Blue	Silver	4-7
Blue	Black	Black	1-0
Blue	White	Blue	1-2
Blue	Blue	Chrome	1-1
Blue	Blue	Blue	0-1
White	White	Chrome	0-2
White	White	White	4-1
White	White	Blue	1-2
White	Blue	Silver	17-17
White	Blue	Blue	0-1
White	White	Silver	4-9
White	Black	Silver	0-1
White	Blue	White	3-1
White	Black	Black	1-0
White	Blue	Chrome	0-1
Black	Black	Silver	2-2
Black	Black	Black	5-0
Black	Blue	Black	1-0
Black	White	Black	1-1
Black	Blue	Blue	1-0
Black	Grey	Black	1-0
Black	Black	Chrome	1-0
Silver	Blue	Silver	2-3
Silver	Blue	Black	1-0
Silver	White	Silver	1-2
Silver	Black	Silver	1-0
Grey	Grey	Silver	1-0
Grey	Blue	Blue	1-0
Grey	White	White	0-1
Grey	Blue	Silver	0-1
Grey	White	Silver	0-1
Total			72-66

TEAM STATS UNDER RICK STOCKSTILL

(national ranking in parenthesis)

Category	2016	2015	2014	2013	2012	2011	2010	2009	2008	2007	2006
Rushing Offense	191.8 (48)	145.7 (98)	213.8 (30)	199.3 (31)	176.67 (46)	146.75 (69)	180.77 (31)	186.00 (27)	106.92 (102)	134.75 (81)	131.15 (59)
Passing Offense	325.8 (8)	311.7 (15)	217.5 (74)	208.2 (85)	216.08 (77)	254.33 (37)	191.15 (83)	235.69 (42)	241.67 (39)	202.08 (82)	154.38 (106)
Total Offense	517.7 (8)	457.4 (32)	431.3 (43)	407.5 (66)	392.75 (66)	401.08 (45)	371.92 (69)	421.69 (27)	348.58 (70)	336.83 (96)	285.54 (104)
Scoring Offense	39.7 (12)	34.0 (35)	31.6 (46)	29.0 (68)	26.58 (75)	22.25 (96)	26.46 (62)	32.00 (23)	22.83 (84)	25.67 (73)	22.77 (T69)
Rushing Defense	198.7 (85)	152.2 (48)	182.6 (80)	199.7 (96)	188.25 (84)	229.50 (114)	187.92 (94)	136.77 (50)	199.83 (102)	153.50 (79)	120.23 (43)
Pass Defense	250.8 (95)	253.5 (95)	269.7 (111)	203.4 (19)	252.58 (90)	211.58 (44)	199.00 (30)	218.08 (59)	212.83 (66)	215.33 (40)	204.31 (63)
Total Defense	449.5 (96)	405.6 (74)	452.3 (105)	403.1 (63)	440.83 (92)	441.08 (103)	386.92 (72)	354.85 (50)	366.33 (66)	415.17 (80)	324.54 (47)
Scoring Defense	35.8 (109)	26.6 (60)	31.5 (94)	26.2 (60)	28.00 (62)	36.75 (110)	28.08 (69)	23.69 (49)	24.92 (62)	28.25 (65)	23.23 (63)
Net Punting	36.39 (89)	32.15 (124)	35.8 (94)	34.9 (102)	35.31 (94)	35.82 (78)	36.54 (55)	33.46 (101)	32.22 (104)	36.17 (44)	35.14 (56)
Punt Returns	7.71 (67)	4.67 (110)	12.9 (11)	6.8 (84)	3.00 (114)	10.74 (32)	6.44 (84)	6.46 (89)	6.23 (100)	7.21 (86)	8.35 (66)
Kickoff Returns	18.97 (104)	21.52 (54)	22.4 (33)	21.6 (61)	25.66 (8)	19.30 (107)	25.11 (14)	19.63 (99)	19.27 (104)	20.57 (80)	23.07 (18)
Turnover Margin	-0.15 (78)	-0.31 (92)	-0.33 (92)	+0.90 (12)	+0.83 (19)	-0.67 (100)	-1.46 (120)	+0.92 (8)	+0.25 (43)	+0.92 (12)	+0.46 (30)
Fumbles Recovered	8 (63)	8 (66)	7 (88)	18 (1)	16 (T5)	16 (T11)	8 (T76)	14 (T15)	12 (T29)	12 (T36)	13 (T29)
Passes Intercepted	11 (58)	17 (14)	13 (38)	15 (36)	12 (T56)	4 (T116)	11 (T66)	19 (T12)	11 (T67)	18 (T21)	14 (T41)
Fumbles Lost	6 (23)	19 (127)	11 (79)	13 (12)	10 (T57)	13 (T86)	14 (T103)	6 (T8)	9 (T37)	10 (T44)	10 (T44)
Passes Had Intercepted	15 (102)	10 (41)	13 (73)	15 (93)	8 (T28)	15 (T72)	24 (119)	15 (T84)	11 (T42)	9 (T14)	11 (T33)
Turnovers Gained	19 (67)	25 (24)	20 (65)	33 (5)	28 (T22)	20 (T97)	19 (T77)	33 (8)	23 (T58)	30 (T16)	27 (T29)
Turnovers Lost	21 (82)	29 (121)	24 (84)	21 (57)	18 (T28)	28 (T104)	38 (120)	21 (T45)	20 (T34)	19 (22)	21 (T37)
Passing Efficiency	144.52 (32)	151.03 (24)	138.0 (46)	121.96 (85)	137.12 (53)	116.79 (96)	108.49 (106)	125.67 (72)	129.67 (47)	136.40 (27)	114.12 (84)
Pass Efficiency Defense	125.67 (52)	125.24 (62)	139.9 (103)	125.94 (60)	147.50 (103)	143.65 (97)	123.49 (50)	112.29 (24)	127.32 (63)	122.63 (53)	125.92 (64)
Fewest Penalties /Game	6.00 (59)	4.77 (15)	6.5 (88)	4.15 (14)	5.67 (T32)	4.83 (T24)	6.15 (71)	6.23 (T65)	5.67 (T56)	6.50 (T68)	5.54 (T49)
Fewest Yards Penalized	56.15 (73)	42.31 (21)	57.5 (83)	42.69 (43)	45.75 (41)	42.58 (30)	55.85 (79)	57.31 (80)	50.58 (65)	55.92 (72)	42.46 (32)
Sacks	2.00 (68)	1.77 (88)	2.08 (66)	2.07 (59)	1.17 (109)	1.58 (T86)	2.62 (17)	2.92 (6)	2.08 (50)	2.42 (36)	2.77 (20)
Tackles for Loss	5.0 (105)	5.5 (83)	4.8 (106)	5.15 (99)	4.50 (101)	6.08 (48)	7.38 (10)	8.62 (2)	7.17 (14)	6.50 (53)	8.08 (3)
Sacks Allowed	1.08 (11)	1.31 (22)	2.17 (76)	1.20 (17)	.58 (2)	.67 (2)	1.77 (T52)	1.46 (37)	1.25 (20)	2.08 (62)	2.15 (69)
3rd-Down Conv. Pct.	44.6 (26)	42.1 (42)	44.4 (32)	46.35 (25)	42.86 (T42)	40.10 (69)	37.69 (76)	35.41 (92)	40.44 (T55)	33.70 (102)	40.00 (T47)
4th-Down Conv. Pct.	28.6 (122)	58.3 (38)	56.3 (41)	37.50 (103)	66.67 (T16)	33.33 (112)	58.33 (T36)	38.10 (T94)	43.48 (73)	62.50 (T19)	46.20 (T68)
3rd-Down Defense	38.6 (53)	37.3 (59)	44.1 (106)	47.82 (119)	50.58 (117)	48.97 (109)	38.16 (47)	35.71 (31)	41.48 (77)	42.00 (80)	36.50 (48)
Time of Possession	28:07 (94)	29:54 (66)	28:46 (92)	28:12 (103)	28:27 (93)	25:51 (118)	25:12 (120)	27:30 (110)	28:59 (90)	30:14 (51)	32:11 (9)
First Downs	323 (14)	302 (31)	211.6 (76)	218.84 (97)	20.17 (T71)	21.67 (35)	18.62 (77)	19.38 (T63)	18.67 (66)	17.33	15.84
Red Zone Offense	.93 (6)	.83 (66)	.83 (63)	.77 (99)	.82 (T51)	.68 (115)	.79 (T82)	.81 (T69)	.76 (T92)	.75	.92

BRENT STOCKSTILL

QB | 6-0 | 221 | r-Jr.

Murfreesboro, TN

Earned degree in Leisure Sport & Tourism in 3 years



CAREER STATISTICS

Passing	G	Att	Cmp	Int	Yds	TD	Lg	Pct	Avg/P	Avg/G	Effic
2014	1	3	2	1	41	0	33	66.7	13.6	41.0	114.8
2015	13	490	327	9	4005	30	76	66.7	8.2	308.1	151.92
2016	10	414	262	7	3233	31	78	63.3	7.8	323.3	150.21
Total	24	907	591	17	7279	61	78	65.2	8.0	303.3	151.02

Total Offense	G	Plays	Rush	Pass	Tot.	Avg/G
2014	1	5	-4	41	37	37.0
2015	13	550	37	4005	4042	310.9
2016	10	459	240	3233	3473	347.3
Total	24	1014	273	7279	7552	314.7

2017 WATCH LISTS

- ▶ Davey O'Brien
- ▶ Maxwell
- ▶ Wuerffel Trophy
- ▶ Johnny Unitas Golden Arm Award
- ▶ CFP National Performer of the Year
- ▶ Manning Award

COMMUNITY SERVICE

**Nominee for the AFCA
Allstate Good Works Team**

- ▶ Special Olympics
- ▶ Murfreesboro City Schools
- ▶ Boys to Men Summer Mentoring
- ▶ Reading Raiders
- ▶ Military Veterans Hospital
- ▶ Camp Ability (special needs kids)
- ▶ Boys and Girls Club
- ▶ Youth Camp Volunteer
- ▶ Broadmore Senior Citizens Rally
- ▶ Murfreesboro City Trunk or Treat
- ▶ Chi Omega Domestic Violence Awareness
- ▶ Delta Sig Chapter Impact Special Kids

CAREER HIGHS

- ▶ Passing Yards: 434 vs WKU, 2016
- ▶ Completions: 42 vs WKU, 2016
- ▶ Attempts: 65 vs Vanderbilt, 2016
- ▶ Touchdowns: 5, twice
- ▶ Longest Completion: 78 yards vs BG, 2016
- ▶ Consecutive Completions: 22

CONSECUTIVE GAMES WITH TD PASS

- 21 Chase Litton, Marshall
- 16 Brent Stockstill, Middle Tennessee
- 15 Trace McSorley, Penn State
- 12 Mike White, WKU
- 12 David Blough, Purdue
- 12 Clayton Thorson, Northwestern

KEY NOTES

- ▶ Is on pace for 14,558 career passing yards which would go down as the 7th highest total in NCAA history.
- ▶ Is on pace for 122 career touchdown passes which would rank as the 7th highest total in NCAA history.
- ▶ Already owns MT career records in touchdown passes (61), 300-yard passing games (14), 400-yard passing games (2) and passing yards per game (303.3).
- ▶ With 7,279 career passing yards, Stockstill ranks 4th on MT's all-time passing list. He needs 64 more yards to surpass Clint Marks (7,342) for 3rd place and 571 yards to overtake Logan Kilgore for 2nd (7,849).
- ▶ Has thrown at least one touchdown pass in 16 consecutive games played.
- ▶ Owns 591 career completions to rank 4th all-time. Needs 79 more to take over 3rd place from Clint Marks (668).
- ▶ Is currently on pace to rank 6th all-time in NCAA history for total offense if he maintains his current pace over the next two years.

RICHIE JAMES

WR | 5-9 | 176 | r-Jr.

Sarasota, FL

Preseason 2nd Team All-American by Athlon



CAREER STATISTICS

Receiving	G	Rec	Yds	TD	Lg	Rec/G	Avg/C	Avg/G
2015	13	108	1346	8	69	8.3	12.5	103.5
2016	13	105	1625	12	56	8.1	15.5	125.0
Total	26	213	2971	20	69	8.2	13.9	114.3

Rushing	G	Att	Yds	TD	Lg	Avg/C	Avg/G
2015	13	12	146	1	46	12.2	11.2
2016	13	38	339	4	36	8.9	26.1
Total	26	50	485	5	46	9.7	18.7

All-Purpose	G	Rush	Rec.	PR	KOR	IR	Tot	Avg/G
2015	13	146	1346	0	18	0	1510	116.2
2016	13	339	1625	128	43	0	2135	164.2
Total	26	485	2971	128	61	0	3645	140.2

2017 WATCH LISTS

- ▶ Biletnikoff
- ▶ Paul Hornung

CAREER HIGHS

- ▶ Receptions: 16 vs WKU, 2016
- ▶ Receiving Yards: 223 vs WKU, 2016
- ▶ Longest Reception: 69 vs FAU, 2015
- ▶ TD Receptions: 2, five times
- ▶ Rushing Yards: 207 vs FAU, 2016
- ▶ Rushing Attempts: 22 vs FAU, 2016
- ▶ Rushing TDs: 3 vs FAU, 2016

2017 ACTIVE STREAK

CONSECUTIVE GAMES WITH A CATCH

Player, School	Games
Cam Serigne, Wake Forest	36
Christian Kirk, Texas A&M	36
Allen Lazard, Iowa State	35
Amara Darboh, Michigan	33
James Washington, Oklahoma State	32
Calvin Ridley, Alabama	30
Ryan Yurachek, Marshall	29
Jaylen Samuels, NC State	28
Phil Mayhue, Memphis	28
Richie James, Middle Tennessee	26
Jonathan Duhart, ODU	26
Anthony Miller, Memphis	25
Cody Thompson, Toledo	25
Jamire Jordan, Fresno State	24
Courtland Sutton, SMU	24
Antonio Callaway, Florida	24

KEY NOTES

- ▶ Enters the Vanderbilt game with 213 career receptions which keeps him on pace to challenge the NCAA All-Time record of 399 catches by ECU's Zay Jones.
- ▶ He needs 80 more receptions to overtake Rice's Jarrett Dillard (2005-08) for 25th place on the NCAA's All-Time receptions list.
- ▶ Enters the Vanderbilt game with 2,971 career receiving yards which keeps him on pace to challenge the NCAA All-Time record of 5,285 yards by WMU's Corey Davis (2013-16).
- ▶ Needs just 26 more receptions to be Middle Tennessee's all-time leader, surpassing the 238 by Kendall Newson (1998-2001).
- ▶ Needs just 104 more receiving yards to be Middle Tennessee's career leader in yardage. He would overtake Kendall Newson (1998-2001) who had 3,074 yards.
- ▶ Became just the 6th player in NCAA FBS history to have 200 yards rushing and 100 yards receiving in the same game when he notched 207 on the ground and 120 receiving against FAU in 2016.
- ▶ Is just the second player in MT history to have back-to-back 1,000-yard receiving seasons and could become the first-ever to do it three straight years.
- ▶ Owns 14 career 100-yard receiving games which ranks tied as the most in school history with Kendall Newson.
- ▶ Enters the Vanderbilt game needing just 10 more receptions to surpass Orlando Iglesias for 15th place on the C-USA all-time list.

THE STOCKSTILL FILE

Date of Birth	Dec. 23, 1957
Hometown	Fernandina Beach, FL
Spouse	Sara
Bowls Coached	18
Bowls Played	3
All-Americans Coached at MT	8
Date Hired at MT	Dec. 12, 2005

EDUCATION

B.S. in Physical Education from Florida State (1982)

COACHING EXPERIENCE

1983-84	OC/QB at Bethune-Cookman
1985-88	Asst. HC/WR at UCF
1989-92	QB at Clemson
1993	QB/Passing Game Coord. at Clemson
1994-95	Co-OC/WR at Clemson
1996-98	WR at Clemson
1999-2002	WR/Recruiting Coord. at Clemson
2003	OC/QB at East Carolina
2004	WR/Recruiting Coord. at South Carolina
2005	TE/Recruiting Coordinator at South Carolina
2005-Present	Head Coach at Middle Tennessee

YEAR-BY-YEAR RECORD

Year	Overall	Conference	Finish
2006	7-6-0	6-1-0	T1st
2007	5-7-0	4-3-0	T3rd
2008	5-7-0	3-4-0	T5th
2009	10-3-0	7-1-0	2nd
2010	6-7-0	5-3-0	3rd
2011	2-10-0	1-7-0	8th
2012	8-4-0	6-2-0	2nd
2013	8-5-0	6-2-0	T2nd East
2014	6-6-0	5-3-0	2nd East
2015	7-6-0	6-2-0	2nd East
2016	8-5-0	5-3-0	3rd East
TOTAL	72-66-0	54-31-0	

BOLD is bowl years



RICK STOCKSTILL

Head Coach

12th Year - Florida State '82

2-Time Coach of the Year

Winning on the field, off the field and having a first-class football program from top to bottom is the goal of any University at the highest level of intercollegiate athletics. That is exactly what Middle Tennessee has as a result of the leadership of Head Coach Rick Stockstill.

In his 12th season at the helm of the Blue Raiders and the sixth longest tenured coach in the country, Stockstill has captured a league title, won the 2009 New Orleans Bowl, made six bowl appearances, been bowl eligible eight times, earned two public recognition awards from the NCAA for APR success, produced six of the top eight crowds in Floyd Stadium history, and had back-to-back eight-win seasons for the first time in 21 years.

Under his watch, the Blue Raiders have also produced eight all-American's, including one academic all-American, three defensive players of the year, and two bowl game MVP's. Middle Tennessee also became the first Sun Belt team to win 10 games in a season, and set the Floyd Stadium single-game attendance record under his leadership. He also has five NFL Draft picks with Erik Walden in 2008, Chris McCoy in 2010, Rod Issac in 2011, Jimmy Staten in 2014 and Kevin Byard in 2016. Byard became the second highest draft pick in school history (3rd round, 64th pick to Titans).

The veteran leader put the Blue Raiders in the 2016 Hawaii Bowl in a year his team overcame a ton of adversity. Prior to the season he lost nearly all his starting receivers to injury, saw his record-setting quarterback go down, along with other key contributors. Through it all he led them to an eight-win season for the third time in five years to go with five first team all-conference picks.


Stockstill, who owns upsets over Maryland (2008 and 2009), Georgia Tech (2012) and Missouri (2016), has also shown a commitment to academics during his tenure. The Blue Raiders have

gone from an APR score of 892 to a very impressive 992, the biggest increase of any program in the country. The Blue Raiders were also crowned with the Sun Belt Conference Academic Award on two occasions (2006-07, 2007-08) and earned two public recognition awards from the NCAA for APR success (2011, 2012).

After 24 years as an assistant, Stockstill was given the chance to run his own program, and all he did was lead the Blue Raiders to a 2006 Sun Belt Conference championship, help set a new single-season attendance record, and take the program to its first postseason bowl game in the I-A era. Taking a Middle Tennessee team predicted to finish sixth in the Sun Belt during the preseason to a league title, Stockstill ended up as the 2006 Sun Belt Conference Coach of the Year and the Tennessee Sports Writers Association Coach of the Year while also garnering that honor from ESPN.com.

Born Dec. 23, 1957 in Sidney, Ohio, Stockstill grew up in Georgetown, Ky., and then moved to Fernandina Beach, Fla., where he was inducted into the Fernandina Beach Hall of Fame in 2006. He was a three-year letterman at Florida State as a quarterback, where he was team captain and earned Honorable Mention All-America honors in 1981 under Coach Bobby Bowden. During his career at FSU, the Seminoles had two top-10 final Associated Press rankings and had wins over powers Notre Dame, Pittsburgh, Ohio State, and Nebraska. Stockstill, who received his bachelor's degree from FSU in 1982, made three bowl trips with the Seminoles.

Stockstill and his wife, the former Sara Fleischer, have a son, Brent, and a daughter, Emily.



STOCKSTILL'S RECORD

Overall Record.....	72-66
Playing at Home.....	39-21 (12-3 vs C-USA)
Playing on the Road.....	32-40
Playing at a Neutral Site.....	1-5
In bowl games.....	1-5
In overtime.....	2-2
In August.....	3-2
In September.....	22-21
In October.....	19-20
In November.....	26-15
In December.....	2-7
In January.....	0-1
Day games.....	37-32
Night games (after 6 PM).....	35-34
vs Top 25.....	0-6
Wins vs Big 5 conference members.....	4
Outrushing opponent.....	54-9
When rushing for 300 yards.....	9-0
Outrushed by opponent.....	18-57
When allowing 300 or more yds rushing.....	3-10
Outpassing opponent.....	42-32
When passing for 300 or more yards.....	16-9
Outpassed by opponent.....	30-34
When allowing 300 yards passing.....	13-15

When allowing 400 yards passing.....	3-2
More total offense than opponent.....	50-14
When having 500+ total offense.....	20-4
When having 600+ total offense.....	7-1
When allowing 500+ total offense.....	10-20
When allowing 600+ total offense.....	4-2
Committing fewer turnovers.....	49-13
Committing more turnovers.....	12-42
0-30:00 time of possession.....	39-50
30:01-plus of time of possession.....	33-16
Scoring first.....	48-21
Opponent scores first.....	24-45
When leading at the half.....	52-10
When leading after third quarter.....	59-6
Scoring 0-10 points.....	1-16
Scoring 11-20 points.....	3-26
Scoring 21-30 points.....	13-19
Scoring 31-40 points.....	27-3
Scoring 41-plus points.....	28-2
Individual 100-yard rusher.....	44-8
Individual 200-yard rusher.....	6-0
With two 100-yard rushers.....	5-0
Opponent has 100-yard rusher.....	21-37
Games Decided by 1 Point.....	6-2
Games Decided by 3 Points or Less.....	14-8
Games Decided by 7 Points or Less.....	25-13

ASSISTANT COACHES

Middle Tennessee's coaching staff boasts a combined 186 years of college coaching experience, 103 bowls and 30 years of head coaching experience.



JEFF BECKLES

Running Backs

2nd Year/Florida State, 1994

- Coached First Team All-C-USA player I'Tavius Mathers who set a single-season rushing record with 1,561 yards while becoming just the seventh player in FBS history to have 1,500 yards rushing and 500 yards receiving in the

same season

- Mentored a group who ranked second in C-USA with 191.8 rush yards per game and had the biggest increase in yards per carry than any team in the nation
- Won five straight bowl games as a player at Florida State



SIRIKI DIABATE

Linebackers

1st Year/Syracuse, 2013

- Came to MT after spending the 2017 spring on the staff at Notre Dame
- Worked three years as a graduate assistant under Scott Shafer at Syracuse

- Was a co-Captain at Syracuse



STEVE ELLIS

Recruiting Coordinator/Cornerbacks

9th Year/Nicholls State, 2003

- Coached all-conference players Marcus Udell, Alex Suber, Rod Issac and Jeremy Cutrer at MT
- Was the programs defensive coordinator and co-defensive coordinator from 2011 to 2014

- Has participated twice in the NFL Coaches Fellowship Program



TONY FRANKLIN

Offensive Coordinator/Quarterbacks

2nd Year/Murray State, 1979

- In the last five years, Franklin's offense has ranked in the top 10 nationally five times in passing, three times in total offense and twice in scoring
- 2016 offense set single-season records in total offense,

total yards/game, total yards/play, points scored, passing yards, total touchdowns, first downs and all-purpose yards

- 2016 offense produced a 1,000-yard rusher and 1,000-yard receiver for first time in school history
- Mentored quarterback Jared Goff at Cal, the NFL's No. 1 draft pick in 2016



RICK MALLORY


Offensive Line

5th Year/Washington, 1993

- Has produced all-conference linemen Jaylen Hunter, Darius Johnson and Daniel Stephens
- Helped guide an offensive line in 2016 that produced a 1,000-yard rusher and 1,000-yard receiver for the first time

in school history, while the offense set 11 single-season records

- 2016 unit allowed the fewest sacks (11th nationally) in C-USA despite throwing the most passes



MIKE POLLY

Offensive Tackles/Run Game Coord./ST Coord.

5th Year/Georgetown College, 2006

- Part of an O-Line staff that coached a unit who blocked for 191.8 rush yards per game, second most in C-USA in 2016, and allowed the fewest sacks in the league while setting 11 single-season offensive records

- Helped guide an offensive line in 2016 that produced a 1,000-yard rusher and 1,000-yard receiver for the first time in school history, while the offense set 11 single-season records

- Special teams unit has blocked nine kicks from 2014 to 2016



SCOTT SHAFER*

Defensive Coordinator/Safeties

1st Year/Baldwin Wallace, 1990

- Has coached 44 all-conference performers and four all-American's during his coaching career
- Was head coach at Syracuse from 2013 to 2015 where he won the 2013 Texas Bowl

- Has twice been a nominee for the Broyles Award

- Son, Wolfgang, is an offensive graduate assistant for MT



AUSTIN SILVOY

Wide Receivers

1st Year/Troy, 2010

- Served in a quality control role for MT in 2016
- Coached receivers at Florida Tech from 2012-2015 where he produced all-American Xavier Milton

- As a player he won five consecutive conference championships at Troy and competed in four bowl games




TOMMY WEST

Defensive Line

4th Year/Tennessee, 1976

- Has coached seven all-conference players at MT
- Was head coach at Memphis from 2001 to 2009 where he led them to five bowls and first-ever AP Top 25 appearance

- Head Coach at Clemson from 1993 to 1998




ROBERT BARBIERI*

Quality Control
1st Year
Ithaca College, 2017



NOLAN GENOVESE

Graduate Assistant
2nd Year
Middle Tennessee, 2016




TYLER BOLES

Quality Control
2nd Year
Shawnee State, 2013




DUSTIN ROYSTON*

Graduate Assistant
1st Year
Georgia, 2013



JORDAN FROST-DIXON*

Graduate Assistant
1st Year
Middle Tennessee, 2017



WOLFGANG SHAFER*

Graduate Assistant
1st Year
Ithaca College, 2017

*Located in Press Box on Gameday

TOP PLAYS/PERFORMANCES UNDER RICK STOCKSTILL

Big Plays (60 or more yards)			
Yards	Type	Player	Opponent
*100	FR	Rod Issac	WKU (2010)
*98	R	Jordan Parker	Troy (2012)
*97	KR	Eric Russell	WKU (2010)
*96	KR	Reggie Whatley	WKU (2012)
*94	P	Craddock to Grigsby	ULM (2007)
*93	P	Kilgore to Henry	UAB (2013)
*94	KR	Damon Nickson	FAU (2006)
*92	KR	Phillip Tanner	UNT (2008)
*89	KR	Bradley Robinson	ULM (2007)
*88	KR	Damon Nickson	UL (2006)
85	KR	Reggie Whatley	McNeese (2012)
*82	P	Kilgore to Whatley	Troy (2011)
*80	P	D. Dasher to Kyles	ASU (2009)
*79	R	Phillip Tanner	Louisville (2007)
*78	P	Stockstill to Mathers	BG (2016)
*78	P	Craddock to McNair	Louisville (2007)
*77	INT	Kevin Byard	Troy (2012)
*76	P	Stockstill to Pettis	Charlotte (2015)
*76	PR	Kevin Byard	ODU (2014)
76	R	Eugene Gross	FAU (2006)
*75	P	Stockstill to Pettis	Charlotte (2015)
*75	INT	DJ Sanders	JSU (2015)
*75	R	Reggie Whatley	FAU (2014)
*75	P	L. Kilgore to M. Henry	GT (2012)
*74	R	Dwight Dasher	FAU (2009)
74	KR	Desmond Gee	WKU (2009)
*73	P	Marks to Gee	USC (2006)
*72	P	Kilgore to Griswold	UNT (2012)
*71	R	l'Tavius Mathers	Missouri (2016)
*71	P	Dasher to McNair	FIU (2007)
*70	R	Dwight Dasher	FIU (2009)
*70	INT	Rod Issac	ULM (2010)
*69	P	Stockstill to James	FAU (2015)
69	P	Kilgore to Griswold	UTEP (2013)
*68	INT	Kevin Byard	Memphis (2012)
*68	FR	Chris McCoy	Clemson (2009)
*67	R	Reggie Whatley	UAB (2014)
*66	P	Craddock to Gee	ULM (2007)
*66	R	Phillip Tanner	UNT (2008)
*65	P	Grammer to Perkins	UAB (2014)
*65	R	Jordan Parker	WCU (2013)
*64	R	Reggie Whatley	USM (2014)
*64	R	Reggie Whatley	FAU (2013)
64	INT	Eric Russell	FAU (2011)
63	R	Brent Stockstill	Missouri (2016)
*63	P	Stockstill to James	ILL (2015)
*63	FGR	Jamarcus Howard	JSU (2015)
*62	P	Stockstill to James	FAU (2015)
*62	R	Jordan Parker	Charlotte (2015)
*62	P	Kilgore to Beyah	ULL (2010)
*62	P	Craddock to Gee	UK (2008)
*61	R	Ty Lee	Charlotte (2016)
*61	PR	Ed' Marques Batties	SSU (2014)
*61	R	Dwight Dasher	UM (2007)
61	KR	Phillip Tanner	TTU (2006)
*60	R	Benny Cunningham	GT (2012)
60	KR	Reggie Whatley	UNT (2012)

*touchdown

Defensive Touchdowns			
Yards	Type	Player	Opponent
100	FR	Rod Issac	WKU (2010)
77	INT	Kevin Byard	Troy (2012)
75	INT	DJ Sanders	JSU (2015)
70	INT	Rod Issac	ULM (2010)
68	INT	Kevin Byard	Memphis (2012)
68	FR	Chris McCoy	Clemson (2009)
56	INT	Jeremy Kelleem	ULM (2009)
51	INT	Kevin Byard	USM (2013)
51	INT	Kevin Byard	FIU (2013)
50	FR	Justin Rainey	FAU (2006)
48	INT	DJ Sanders	FIU (2016)
42	INT	Darius Harris	Charlotte (2015)
42	FR	Rod Issac	ASU (2007)
40	INT	Stephen Roberts	UAB (2013)
40	FR	Lonnie Clemons	TTU (2006)
38	INT	Darin Davis	APSU (2010)
34	INT	Alex Dale	UTSA (2015)
28	INT	Damon Nickson	UL (2006)
25	FR	Jared Singletary	UNC (2013)
24	INT	T.T. Barber	USM (2013)
20	INT	DJ Sanders	FAU (2016)
20	FR	Trey Wafford	SSU (2014)
20	INT	Jamari Lattimore	UL (2009)
14	INT	Jeremy Kelleem	Louisville (2008)
11	FR	Jeremy Kelleem	ASU (2009)

250-Yard Passing Games			
Yards	C-A-I	Player	Opponent
434	42-54-1	Brent Stockstill	WKU
415	28-48-1	Logan Kilgore	Troy (9/24/11)
401	22-29-0	Joe Craddock	ULM (11/3/07)
399	38-65-1	Brent Stockstill	Vandy (9/10/16)

381	36-56-2	Brent Stockstill	LA Tech (10/24/15)
369	23-27-0	Brent Stockstill	Charlotte (9/19/15)
356	27-46-0	Brent Stockstill	LA Tech (9/24/16)
355	22-35-0	Dwight Dasher	WKU (10/24/09)
353	21-34-0	Brent Stockstill	Marshall (11/7/2015)
352	21-37-1	Joe Craddock	UK (9/13/08)
349	20-30-0	Logan Kilgore	UNT (10/27/12)
348	24-30-1	Brent Stockstill	JSU (9/5/15)
332	22-35-0	Brent Stockstill	FIU (10/29/16)
332	21-26-0	Austin Grammer	USM (10/4/13)
330	29-42-0	Brent Stockstill	ILL (9/26/15)
330	27-45-1	Logan Kilgore	Purdue (9/3/11)
329	30-36-1	Brent Stockstill	AAMU (9/3/16)
327	26-39-1	Brent Stockstill	WVU (12/24/2015)
325	19-27-1	Logan Kilgore	UTEP (11/30/13)
324	27-44-2	Dwight Dasher	Maryland (9/19/09)
322	27-38-1	Brent Stockstill	UNT (11/21/2015)
301	18-32-1	Brent Stockstill	FAU (11/14/2015)
301	23-32-1	Jeff Murphy	APSU (9/11/10)
296	28-43-1	Brent Stockstill	WKU (10/10/15)
295	24-45-1	Brent Stockstill	UNT (10/1/2016)
290	14-26-2	Joe Craddock	Louisville (9/6/07)
286	32-51-0	Brent Stockstill	Vandy (10/3/15)
286	21-33-3	Austin Grammer	FIU (11/15/14)
282	23-47-1	Logan Kilgore	WKU (10/6/11)
280	23-41-0	Brent Stockstill	Missouri (10/22/16)
278	18-30-1	Brent Stockstill	BG (2016)
277	22-40-1	Logan Kilgore	Marshall (10/24/13)
274	26-40-1	Logan Kilgore	Memphis (10/1/11)
269	17-20-0	Logan Kilgore	FIU (11/9/2013)
269	21-43-0	Dwight Dasher	UNT (9/26/09)
268	24-35-0	Joe Craddock	FAU (9/30/08)
268	25-35-1	Joe Craddock	ASU (9/20/08)
267	17-30-0	Logan Kilgore	FIU (10/13/12)
263	15-26-1	Dwight Dasher	ASU (11/21/09)
261	17-26-1	Brent Stockstill	FIU (10/17/15)
259	25-30-0	Austin Grammer	ODU (9/26/14)
257	24-30-0	Brent Stockstill	UTSA (11/28/15)
256	28-40-0	Joe Craddock	Maryland (9/6/08)
255	22-38-3	Austin Grammer	Minnesota (9/6/14)
253	22-30-0	Logan Kilgore	Memphis (9/15/12)
251	19-31-1	Joe Craddock	UNT (11/22/08)
251	25-37-2	Clint Marks	CMU (12/26/06)
250	26-44-2	John Urzua	Charlotte (11/19/16)
250	15-17-0	Austin Grammer	SSU (8/30/14)

100-Yard Rushing Games			
Yards	Att.	Player	Opponent
230	36	Benny Cunningham	FIU (2012)
217	27	Benny Cunningham	GT (2012)
215	28	l'Tavius Mathers	Missouri (2016)
213	18	l'Tavius Mathers	FAU (2016)
208	21	Eugene Gross	FAU (2006)
207	22	Richie James	FAU (2016)
201	26	Dwight Dasher	So. Miss (2009)
190	19	Reggie Whatley	FAU (2014)
180	19	Dwight Dasher	Memphis (2007)
178	18	Dwight Dasher	FIU (2009)
177	20	D.D. Kyles	UL (2009)
163	21	l'Tavius Mathers	LA Tech (2016)
159	14	Phillip Tanner	North Texas (2008)
158	31	Jordan Parker	ODU (2014)
157	27	l'Tavius Mathers	BG (2016)
156	22	Jordan Parker	WCU (2013)
155	15	Reggie Whatley	UAB (2013)
154	10	Reggie Whatley	FAU (2013)
154	24	Jordan Parker	USA (2012)
150	15	Phillip Tanner	FAU (2010)
149	32	Jordan Parker	WKU (2012)
144	29	Desmond Anderson	FIU (2015)
144	9	Phillip Tanner	Louisville (2007)
143	22	l'Tavius Mathers	WKU (2016)
142	14	Jordan Parker	Charlotte (2015)
141	19	Jordan Parker	Troy (2012)
140	13	D.D. Kyles	FAU (2009)
135	24	l'Tavius Mathers	UNT (2016)
127	21	Jordan Parker	Marshall (2013)
127	18	Phillip Tanner	APSU (2010)
112	14	l'Tavius Mathers	FIU (2016)
125	19	Austin Grammer	WKU (2014)
125	23	William Pratcher	FAU (2011)
120	15	Jeremiah Bryson	UTEP (2013)
117	17	Jordan Parker	FAU (2012)
117	19	Benny Cunningham	Troy (2011)
115	28	Jordan Parker	FAU (2013)
110	22	D.D. Kyles	FIU (2009)
109	22	Jordan Parker	UNC (2013)
108	14	Dwight Dasher	FAU (2009)
106	12	Austin Grammer	UTEP (2014)
106	15	Austin Grammer	UNT (2013)
106	19	William Pratcher	WKU (2011)
105	15	D.D. Kyles	Memphis (2011)
104	16	Reggie Whatley	Marshall (2013)
104	14	Drayton Calhoun	FAU (2012)
104	17	Phillip Tanner	UL (2010)

103	25	Shane Tucker	FAU (2015)
103	19	Shane Tucker	USM (2013)
101	16	l'Tavius Mathers	Charlotte (2016)
101	25	Desmond Anderson	Marshall (2015)
100	10	Reggie Whatley	USM (2014)
100	21	Eugene Gross	ULM (2006)
100	14	Jordan Parker	Marshall (2014)
100	7	Reggie Whatley	UAB (2014)

100-Yard Receiving Games			
Yards	Rec.	Player	Opponent
223	16	Richie James	WKU (2016)
198	9	Richie James	FAU (2015)
183	14	Richie James	Vandy (2016)
175	13	Ed Batties	ILL (2015)
167	4	Terry Pettis	Charlotte (2015)
164	11	Eldred King	MSU (2008)
149	6	Chris McClover	WKU (2009)
148	8	Anthony Amos	FIU (2012)
141	7	Richie James	WKU (2015)
141	12	Richie James	ILL (2015)
140	3	Kyle Griswold	UNT (2012)
139	4	Desmond Gee	ULM (2007)
136	5	Marcus Henry	UAB (2013)
134	8	Richie James	UNT (2016)
129	5	Richie James	Missouri (2016)
128	9	Anthony Amos	Memphis (2012)
127	6	Richie James	FIU (2016)
126	8	Richie James	WVU (2015)
126	5	Terry Pettis	Marshall (2015)
123	8	Ed Batties	JSU (2015)
122	12	Richie James	Marshall (2016)
121	8	Anthony Amos	UNT (2012)
120	4	Richie James	FAU (2016)
120	5	Ed Batties	Charlotte (2015)
117	5	Malcolm Beyah	UK (2008)
113	6	Harold Turner	WKU (2009)
113	9	Patrick Honeycutt	FAU (2008)
111	9	Ed Batties	LA Tech (2015)
110	8	Ed Batties	FIU (2014)
110	7	Chris McClover	MD (2009)
109	6	Desmond Gee	ULM (2006)
109	2	Jonathan Grigsby	ULM (2007)
106	3	Desmond Gee	UK (2008)
106	4	Devin Clarke	USM (2014)
104	6	Richie James	FIU (2015)
104	4	Kyle Griswold	FIU (2011)
103	4	l'Tavius Mathers	BG (2016)
103	6	Taron Henry	UNT (2007)
102	4	Anthony Amos	FAU (2012)
101	2	Shane Tucker	UTEP (2014)
101	5	Kyle Griswold	UTEP (2013)
101	7	Tavarres Jefferson	UNC (2013)
100	5	Richie James	UTSA (2016)
100	6	Ty Lee	FIU (2016)
100	7	Anthony Amos	WKU (2011)

Special Teams Touchdowns			
Yards	Type	Player	Opponent
97	KR	Eric Russell	WKU (2010)
96	KR	Reggie Whatley	WKU (2012)
94	KR	Damon Nickson	FAU (2006)
92	KR	Phillip Tanner	UNT (2008)
89	KR	Bradley Robinson	ULM (2007)
88	KR	Damon Nickson	UL (2006)
76	PR	Kevin Byard	ODU (2014)
61	PR	Ed Batties	SSU (2014)
57	PR	Kyle Griswold	WCU (2013)
32	PBR	Michael Cannon	FAU (2007)
29	PBR	Sherman Neal	FAU (2009)
3	PBR	Chris Brown	Marshall (2013)
63	BFG	Jamarcus Howard	JSU (2015)

MIDDLE TENNESSEE DEPTH CHART

OFFENSE

QB	12 Brent Stockstill	6-0	221	r-Jr.
	19 John Urzua	6-3	189	r-So.
RB	28 Maurice Gordon	5-10	194	Jr.
	11 Brad Anderson	5-8	170	Fr.
LT	70 Conner Trent	6-5	317	r-Sr.
	76 DJ Delfendahl	6-4	274	Fr.
LG	75 Lucas Hamilton	6-5	300	r-Sr.
	68 Luke Harris	6-4	301	r-Fr.
C	74 Robert Behanan	6-3	293	r-Jr.
	62 Jack Mitchell	6-2	279	r-Jr.
RG	73 Chandler Brewer	6-6	320	Jr.
	72 Josh Fannin	6-3	28	r-So.
RT	55 Carlos Johnson	6-3	335	r-Jr.
	77 Amir Luckett	6-2	287	So.
WR (X)	37 Patrick Smith	6-0	177	r-Sr.
	34 Tyshawn Brown	6-1	174	So.
WR (H)	3 Richie James	5-9	176	r-Jr.
	1 Shane Tucker	6-0	220	r-Sr.
WR (Y)	8 Ty Lee	5-9	163	So.
	9 Isiah Upton	6-0	180	r-So.
WR (Z)	81 CJ Windham	6-2	201	So.
	25 Desmond Anderson	5-10	176	Jr.

SPECIAL TEAMS

KR	25 Desmond Anderson	5-10	176	Jr.
	27 Ruben Garnett	5-9	170	r-So.
PR	3 Richie James	5-9	176	r-Jr.
	8 Ty Lee	5-9	163	So.
P	99 Matt Bonadies	6-1	197	Jr.
	90 Matthew Stephenson	5-10	211	r-Fr.
PK	15 Canon Rooker	5-11	184	r-Jr.
	19 Crews Holt	5-11	170	Fr.
KO	15 Canon Rooker	5-11	192	r-Sr.
	19 Crews Holt	5-11	180	r-Fr.
LS	69 Daniel Sargent	6-0	215	r-Fr.
H	38 Jim Cardwell	5-9	169	r-Jr.

DEFENSE

LE	56 Walter Brady	6-3	267	r-Jr.
	94 Tyshun Render	6-4	253	r-So.
LT	96 Rosheem Collins	6-1	303	Jr.
	91 Jordan Ferguson	6-2	287	Fr.
RT	93 Malik Mancel	6-3	257	r-So.
	92 Ty Nix	6-0	282	r-Fr.
RE	43 Jahmal Jones	6-3	253	r-Sr.
	95 Trae Philpots	6-4	243	r-So.
SLB	16 Khalil Brooks	5-11	200	r-So.
	41 Caleb Felton	6-1	201	r-Fr.
MLB	31 DJ Sanders	6-0	233	Sr.
	33 Myles Harges	6-2	236	r-Sr.
WLB	32 Chris Melton	6-1	211	Jr.
	30 Darius Harris	6-2	227	r-Jr.
LC	6 Mike Minter	6-0	175	r-Sr.
	17 Kylan Stribling	5-11	185	r-Fr.
SS	23 Wesley Bush	6-1	191	Jr.
	22 Alex Dale	5-10	200	r-Sr.
FS	7 Jovante Moffatt	6-0	200	Jr.
	12 Reed Blankenship	6-1	175	Fr.
RC	29 Darryl Randolph	5-11	181	r-Jr.
	2 Charvarius Ward	6-1	195	Sr.

Career Games PLAYED

Canon Rooker, PK	39
DJ Sanders, LB	38
Lucas Hamilton, OL	35
Mike Minter, DB	32
Alex Dale, S	31
Shane Tucker, RB	28
Richie James, WR	26
Darius Harris, LB	26
Chandler Brewer, OL	26
Jim Cardwell, H	26
Jovante Moffatt, S	26
Darryl Randolph, DB	26
Chris Melton, LB	26
Jahmal Jones, DE	25
Brent Stockstill, QB	24
Conner Trent, OL	22
Matt Bonadies, P	21
Max Linder, WR	20
Robert Behanan, OL	19
Carlos Johnson, OL	18
Ruben Garnett, WR	14
Darius Liggins, DE	14
Charvarius Ward, DB	13
Khalil Brooks, LB	13
Malik Mancel, DT	13
Tyshun Render, DE	13
CJ Windham, WR	13
Peter Bailey, DE	12
Myles Harges, LB	12
Tyshawn Brown, WR	12
Vernon Walker, S	12
Isiah Upton, WR	12
Terelle West, RB	11
Robert Kelly, DB	11
Dale Craig, LB	11
Malik Hawkins, LB	10
Trae Philpots, DE	10
John Urzua, QB	5
Ricky Blair, WR	3
Luke Harris, OL	2
Jocquez Bruce, WR	1

Career Games STARTED

Richie James, WR	25
Chander Brewer, OL	24
Mike Minter, CB	24
Brent Stockstill, QB	23
Carlos Johnson, OL	13
DJ Sanders, LB	13
Jovante Moffatt, S	12
Ty Lee, WR	11
Chris Melton, LB	10
Patrick Smith, WR	10
Shane Tucker, RB	9
Myles Harges, LB	8
Alex Dale, S	8
Darius Harris, LB	7
Darryl Randolph, CB	6
Jahmal Jones, DE	3
Lucas Hamilton, OL	3
John Urzua, QB	3
Desmond Anderson, WR	3
Charvarius Ward, DB	2
Max Linder, WR	2
Robert Behanan, OL	2
Malik Hawkins, LB	1
C.J. Windham, WR	1

PRONUNCIATION GUIDE

Robert Behanan	bee-HAN-in	Tyrese Johnson	tie-reese
Matt Bonadies	Bonn-Ah-Dees	Amir Luckett	uh-Meer
Khalil Brooks	Kuh-Leal	Malik Mancel	Muh-Leek Man-seal
Jocquez Bruce	Jock	Chaton Mobley	shuh-taan mob-lee
Rosheem Collins	Row-Sheem	Tavonn Salter	tay-vonn
D.J. Delfendahl	delf-in-doll	Kylan Stribling	Kye-Lun
Kamau Farrell-Burke	Kuh-Mow (sounds like wow)	John Urzua	urr-zoo-uh
Raheme Fuller	Rah-Heem	Charvarius Ward	CHAR-Vair-E-us
Myles Harges	har-juss		
Malik Hawkins	Muh-leek		

2017 ROSTER

NO	NAME	POS	HT	WT	CL	VL	HOMETOWN/HS/JC
1	Shane Tucker	RB	6-0	220	r-Sr.	3	Memphis, TN/Memphis University School
2	Charvarius Ward	CB	6-1	195	Sr.	1	McComb, MS/Hinds CC
3	Richie James	WR	5-9	176	r-Jr.	2	Sarasota, FL/Riverview HS
4	O.J. Johnson	CB	6-0	195	Jr.	0	Homerville, GA/Mississippi Gulf Coast
5	Jocquez Bruce	WR	5-10	167	r-So.	0	Knoxville, TN/South Doyle HS
6	Mike Minter Jr.	CB	6-0	175	r-Sr.	2	Atlanta, GA/McNair Senior HS
7	Jovante Moffatt	S	6-0	200	Jr.	2	Union City, TN/Union City HS
8	Ty Lee	WR	5-9	163	So.	1	Moultrie, GA/Colquitt Co. HS
9	Isiah Upton	WR	6-0	180	r-So.	1	Nashville, TN/East Nashville Magnet HS
9	Tavares Thomas	LB	6-0	238	Jr.	0	Rosenberg, TX/Navarro College
10	Kyle Banks	QB	6-2	195	r-Fr.	0	Acworth, GA/North Paulding HS
11	Peter Bailey	DE	6-4	265	r-Sr.	1	Kissimmee, FL/Osceola HS/Hinds CC
11	Brad Anderson	RB	5-8	170	Fr.	0	Huntsville, AL/Bob Jones HS
12	Brent Stockstill	QB	6-0	221	r-Jr.	2	Murfreesboro, TN/Siegel HS
12	Reed Blankenship	CB	6-1	175	Fr.	0	Athens, AL/West Limestone HS
13	Tyrese Johnson	WR	5-8	167	Fr.	0	Halls, TN/Halls HS
15	Canon Rooker	PK	5-11	192	r-Sr.	3	Richmond Hill, GA/Richmond Hill HS
16	Khalil Brooks	LB	5-11	200	r-So.	1	Atlanta, GA/Benjamin E. Mays HS
17	Kylan Stribling	CB	5-11	185	r-Fr.	0	Thompson's Station, TN/Independence HS
18	Raheme Fuller	CB	6-3	192	Fr.	0	Ft. Lauderdale, FL/Boyd-Anderson HS
19	John Urzua	QB	6-3	189	r-So.	1	Suwanee, GA/North Gwinnett HS
19	Crews Holt	PK	5-11	180	r-Fr.	0	Brentwood, TN/Ravenwood HS
20	DQ Thomas	LB	6-2	200	Fr.	0	Oxford, MS/Oxford HS
21	Justin Brown	CB	6-0	183	r-Fr.	0	Birmingham, AL/AH Parker HS
22	Alex Dale	S	5-10	200	r-Sr.	2	Memphis, TN/MUS
23	Wesley Bush	S	6-1	191	Jr.	0	Macon, MS/NW Mississippi CC
24	Jermel Walker	CB	6-1	187	r-Jr.	0	Los Angeles, CA/Riverside CC
25	Desmond Anderson	RB	5-10	176	Jr.	2	Pacolet, SC/Broome HS
26	Wayne Parks	CB	5-11	216	Fr.	0	Fellsmere, FL/Sebastian River HS
27	Ruben Garnett	WR	5-9	170	r-So.	1	Hepzibah, GA/Aquinas HS
28	Maurice Gordon	RB	5-10	194	Jr.	0	Denton, TX/Navarro College
29	Darryl Randolph	CB	5-11	181	r-Jr.	2	Pensacola, FL/Pensacola HS
30	Darius Harris	LB	6-2	227	r-Jr.	2	Horn Lake, MS/Horn Lake HS
31	D.J. Sanders	LB	6-0	233	Sr.	3	Sandersville, GA/Washington Co. HS
32	Chris Melton	LB	6-1	211	Jr.	2	Leesburg, GA/Lee County HS
33	Myles Harges	LB	6-2	236	r-Sr.	1	Grenada, MS/Grenada HS/Itawamba CC
34	Tyshawn Brown	WR	6-1	174	So.	1	Atlanta, GA/Benjamin E. Mays HS
35	Terelle West	RB	5-10	193	r-So.	1	Pinson, AL/Clay-Chalkville HS
36	Kamau Farrell-Burke	DB	6-3	187	Jr.	0	Toronto, Canada/Arizona Western College
37	Patrick Smith	WR	6-0	177	r-Jr.	1	Nashville, TN/East Nashville HS
38	Malik Hawkins	LB	6-1	225	Sr.	1	Horn Lake, MS/Northwest Mississippi JC
38	Jim Cardwell	H	5-9	169	r-Jr.	2	Chattanooga, TN/Boyd-Buchanan HS
39	Cain McWilliams	LB	6-1	236	Fr.	0	Lewisburg, TN/Marshall Co. HS
40	Dale Craig	LB	6-0	214	So.	1	Lawrenceville, GA/Buford HS
41	Caleb Felton	LB	6-1	201	r-Fr.	0	Muscle Shoals, AL/Muscle Shoals HS
42	Cody Smith	CB	6-2	205	Fr.	0	Stuart, FL/Martin County HS
43	Jahmal Jones	DE	6-3	253	r-Sr.	2	Dallas, TX/Norcross (GA) HS
44	Chaton Mobley	LB	6-1	245	Fr.	0	Knoxville, TN/Fulton HS
45	Will Mitchell	RB	5-6	183	r-Fr.	0	Jacksonville, FL/Bolles HS
46	Vernon Walker	S	6-0	184	r-So.	0	Orlando, FL/Dr. Phillips HS
47	Reginald Henderson	S	6-2	194	r-Fr.	0	Belle Glade, FL/Clewiston HS
48	Max Linder	TE	6-3	241	r-Jr.	1	Ocala, FL/Trinity Catholic HS
54	Ty Watkins	OL	6-1	289	r-Jr.	0	Oklahoma City, OK/NE Oklahoma A&M
55	Carlos Johnson	OL	6-3	335	r-Jr.	2	Nashville, TN/Pearl Cohn HS
56	Walter Brady	DE	6-3	267	r-Jr.	0	Florence, AL/Florence HS
58	Russ Hiatt	LS	6-0	210	r-Fr.	0	Kennesaw, GA/Kennesaw Mountain HS
62	Jack Mitchell	OL	6-2	279	r-Jr.	0	Murfreesboro, TN/Riverdale HS
63	Eric Golston	OL	6-3	330	Jr.	0	Long Beach, CA /Cerritos College
68	Luke Harris	OL	6-4	301	r-Fr.	0	Lafayette, IN/Fork Union Military Academy
69	Daniel Sargent	LS	6-0	212	r-Fr.	0	Portland, TN/Portland HS
70	Conner Trent	OL	6-5	317	r-Sr.	2	Church Hill, TN/Volunteer HS

Conference Champions: 1935, 1936, 1956, 1957, 1958, 1959, 1964, 1965, 1985, 1989, 1990, 1992, 2001, 2006

71	Angelo Owens	OL	6-4	291	r-Jr.	0	Deerfield Beach, FL/Dodge City CC
72	Josh Fannin	OL	6-3	268	r-So.	0	Hoschton, GA/Mill Creek HS
73	Chandler Brewer	OL	6-6	320	Jr.	2	Florence, AL/Florence HS
74	Robert Behanan	OL	6-3	293	r-Jr.	2	Fairfield, OH/Fairfield HS
75	Lucas Hamilton	OL	6-5	300	r-Sr.	2	Lenoir City, TN/Lenoir City HS
76	D.J. Delfendahl	OL	6-4	274	Fr.	0	Mt. Juliet, TN/Mt. Juliet HS
77	Amir Lockett	OL	6-2	287	So.	0	Waddell, AZ/Scottsdale CC
78	Elijah Dobbins	OL	6-4	287	Fr.	0	Franklin, TN/Oakland HS
79	Cole Kirby	OL	6-4	285	Fr.	0	Franklin, KY/Simpson HS
81	CJ Windham	WR	6-2	201	So.	1	Powder Springs, GA/McEachern HS
82	Remy Wasserbach	WR	5-10	190	Jr.	0	Aliso Viejo, CA/Saddleback College
83	Jimmy Marshall	WR	6-5	216	Fr.	0	Macon, GA/Tattnall Square Academy
84	Zeke Cobb	WR	6-3	207	Fr.	0	Dalton, GA/Dalton HS
85	Darius Liggins	DE	6-4	233	r-Jr.	1	Oxford, MS/Oxford HS
86	Tavonn Salter	WR	6-2	200	Jr.	0	Atlanta, GA/Mt. San Antonio JC
87	Ricky Blair	WR	6-3	184	Sr.	0	Hacienda Heights, CA/Pasadena City College
88	Ja'Kerrius Wyatt	DL	6-3	306	Fr.	0	Prattville, AL/Autauga Academy
89	Jordan Gonzalez	DT	6-5	255	r-Fr.	0	West Palm Beach, FL/Dwyer HS
90	Matthew Stephenson	P	5-10	212	r-Fr.	0	Madison, AL/Bob Jones HS
90	Rakavian Poydras	DT	6-1	290	r-Fr.	0	Clarksville, TN/Clarksville HS
91	Jordan Ferguson	DT	6-2	280	Fr.	0	Atlanta, GA/Cartersville HS
92	Ty Nix	DT	6-0	282	r-Fr.	0	Murfreesboro, TN/Oakland HS
93	Malik Manciel	DT	6-3	257	r-So.	1	Detroit, MI/Florence (AL) HS
94	Tyshun Render	DE	6-4	253	r-So.	1	Newnan, GA/Westlake HS
95	Trae Philpots	DE	6-4	243	r-So.	0	Fairburn, GA/Creekside HS
96	Rosheem Collins	DL	6-1	303	Jr.	0	Waycross, GA/East Central CC
97	Aaron Griffith	DT	6-0	300	Jr.	0	Union City, CA/James Logan HS
98	Chris Myers	DE	6-6	261	r-Fr.	0	LaVergne, TN/LaVergne HS
99	Matt Bonadies	P	6-1	197	Jr.	2	Buford, GA/Buford HS
	Yusuf Ali	WR	5-9	170	Fr.	0	Detroit, MI/Maplewood HS (TN)
	Brandon Archer	S	6-0	178	r-Fr.	0	Memphis, TN/Christian Brothers HS
	Miller Armstrong	LB	6-0	210	r-Fr.	0	Murfreesboro, TN/Blackman HS
	Sidney Austin	S	6-0	180	r-So.	0	Little Rock, AR/Arlington HS
	Landon Board	RB	5-8	172	Fr.	0	Owensboro, KY/Owensboro HS
	Peyton Burke	WR	5-11	183	r-Fr.	0	Lexington, KY/Tates Creek HS
	Jon Carrothers	LB	6-0	215	r-So.	0	Memphis, TN/Collierville HS
	Chris Dunnum	WR	5-11	180	r-Jr.	0	Miami, FL/Middle Georgia St.
	Xavier Dupree	WR	5-11	163	r-Fr.	0	Decatur, GA/South Gwinnett HS
	DeMonte Felton	CB	6-0	178	r-Jr.	0	Knoxville, TN/Richard Yoakley HS
	Dalton Frantz	LB	6-0	215	Fr.	0	Murfreesboro, TN/Siegel HS
	Joseph Freeland	S	6-2	195	r-Jr.	0	Hopkinsville, KY/Christian Co. HS
	Hunter Gray	LS	6-1	230	Fr.	0	Valley City, OH/Buckeye Local HS
	Jordan James	DT	6-4	305	r-So.	0	LaVergne, TN/Brentwood Academy
	Robert Kelley	WR	5-9	175	r-Sr.	0	Nashville, TN/Hillsboro HS
	Jordan Middleton	QB	6-1	186	r-Fr.	0	Murfreesboro, TN/Siegel HS
	Tad Onwu	S	5-11	183	r-Jr.	0	Murfreesboro, TN/Riverdale HS
	Fundrail Quimbley	WR	6-0	193	r-So.	0	Leesburg, GA/Lee County HS
	Jared Roberts	OL	6-2	285	Fr.	0	Lynnville, TN/Giles County HS
	Eric Seay	OL	6-1	315	Fr.	0	Albany, GA/Monroe HS
	Jacob Smith	K	6-2	205	Fr.	0	Murfreesboro, TN/Siegel HS
	William Wilcox	WR	6-6	225	r-Fr.	0	Clarksville, TN/Northeast HS
	Ulysses Williams	WR	6-3	200	Fr.	0	Albany, GA/Monroe HS
	Davis Witt	QB	6-2	204	r-Fr.	0	Clewiston, FL/Clewiston HS

2016 Statistics

Overall: 8-5 (Home: 3-2, Road: 5-3, Neutral: 0-0) | C-USA Conference: 5-3 (Home: 2-2, Road: 3-1, Neutral: 0-0)

RESULTS 8-5 (5-3 C-USA)

DATE	OPPONENT	W/L	SCORE	TV	ATT.
9/3	ALABAMA A&M	W	55-0	CUSA.tv	19967
9/10	at Vanderbilt	L	24-47	SECN	29627
9/17	at Bowling Green	W	41-21	ESPN3	16384
9/24	*LA TECH	W	38-34	ASN	20105
10/1	*at North Texas	W	30-13	CampusInsider	19823
10/15	*WKU	L	43-44 (2OT)	ESPN3	22411
10/22	at Missouri	W	51-45	SECN	52351
10/29	*at FIU	W	42-35	ESPN3	14413
11/5	*UTSA	L	25-45	ESPN3	13505
11/12	*at Marshall	L	17-42	ASN	20841
11/19	*at Charlotte	W	38-31	ESPN3	13433
11/26	*FAU	W	77-56	beIN Sports	10227
12/24	*at Hawaii	L	35-52	ESPN	23175

*Conference USA Game^Hawaii Bowl

SCORE BY QUARTERS	1st	2nd	3rd	4th	OT	Total
Middle Tennessee	162	144	66	131	13	516
Opponents	106	148	76	121	14	465

TEAM STATISTICS

	MT	OPP
SCORING	516	465
Points Per Game	39.7	35.8
Points Off Turnovers	58	81
FIRST DOWNS	323	319
Rushing	111	150
Passing	186	150
Penalty	26	19
RUSHING YARDAGE	2494	2583
Yards gained rushing	2728	2928
Yards lost rushing	234	345
Rushing Attempts	417	577
Average Per Rush	6.0	4.5
Average Per Game	191.8	198.7
TDs Rushing	26	37
PASSING YARDAGE	4236	3260
Comp-Att-Int	349-556-15	286-491-11
Average Per Pass	7.6	6.6
Average Per Catch	12.1	11.4
Average Per Game	325.8	250.8
TDs Passing	39	24
TOTAL OFFENSE	6730	5843
Total Plays	973	1068
Average Per Play	6.9	5.5
Average Per Game	517.7	449.5
KICK RETURNS: #-Yards	30-569	65-1365
PUNT RETURNS: #-Yards	21-162	16-68
INT RETURNS: #-Yards	11-175	15-256
KICK RETURN AVERAGE	19.0	21.0
PUNT RETURN AVERAGE	7.7	4.2
INT RETURN AVERAGE	15.9	17.1
FUMBLES-LOST	12-6	20-8
PENALTIES-Yards	78-730	79-739
Average Per Game	56.2	56.8
PUNTS-Yards	59-2275	70-2952
Average Per Punt	38.6	42.2
Net punt average	36.4	39.0
KICKOFFS-Yards	93-5556	80-4967
Average Per Kick	59.7	62.1
Net kick average	38.3	40.3
TIME OF POSSESSION/Game	28:08	31:52
3RD-DOWN Conversions	82/184	81/210
3rd-Down Pct	45%	39%
4TH-DOWN Conversions	4/14	25/41
4th-Down Pct	29%	61%
SACKS BY-Yards	26-146	14-84
MISC YARDS	0	0
TOUCHDOWNS SCORED	67	62
FIELD GOALS-ATTEMPTS	16-19	10-12
ON-SIDE KICKS	0-1	0-2
RED-ZONE SCORES	(55-59) 93%	(55-69) 80%
RED-ZONE TOUCHDOWNS	(45-59) 76%	(48-69) 70%
PAT-ATTEMPTS	(64-66) 97%	(59-60) 98%
ATTENDANCE	86215	190047
Games/Avg Per Game	5/17243	8/23756
Neutral Site Games		0/0

RUSHING

PLAYER	GP	Att	Gain	Loss	Net	Avg	TD	Long	Avg/G
MATHERS, I.	13	232	1597	36	1561	6.7	17	71	120.1
JAMES, Richie	13	38	350	11	339	8.9	4	36	26.1
STOCKSTILL, B.	10	45	296	56	240	5.3	0	63	24.0
WEST, Terelle	11	40	187	19	168	4.2	1	18	15.3
LEE, Ty	13	6	109	2	107	17.8	1	61	8.2
ANDREWS, D.	13	11	61	1	60	5.5	3	14	4.6
GARNETT, R.	13	22	68	15	53	2.4	0	12	4.1
ANDERSON, D.	10	1	29	0	29	29.0	0	29	2.9
HERROD, J.	1	7	30	5	25	3.6	0	9	25.0
TEAM	6	7	0	40	-40	-5.7	0	0	-6.7
URZUA, John	5	8	1	49	-48	-6.0	0	1	-9.6
Total	13	417	2728	234	2494	6.0	26	71	191.8
Opponents	13	577	2928	345	2583	4.5	37	50	198.7

PASSING

PLAYER	G	Effic	Comp-Att-Int	Pct	Yds	TD	Lng	Avg/G
STOCKSTILL, B.	10	150.21	262-414-7	63.3	3233	31	78	323.3
URZUA, John	5	119.80	78-131-8	59.5	816	8	53	163.2
JAMES, Richie	13	181.71	6-7-0	85.7	80	0	23	6.2
ANDREWS, Dennis	13	132.71	2-3-0	66.7	73	0	38	5.6
MATHERS, I.	13	385.60	1-1-0	100.0	34	0	34	2.6
Total	13	144.52	349-556-15	62.8	4236	39	78	325.8
Opponents	13	125.67	286-491-11	58.2	3260	24	70	250.8

RECEIVING

PLAYER	G	No.	Yds	Avg	TD	Long	Avg/G
JAMES, Richie	13	105	1625	15.5	12	56	125.0
MATHERS, I.	13	66	633	9.6	3	78	48.7
LEE, Ty	13	63	699	11.1	9	30	53.8
ANDREWS, Dennis	13	32	428	13.4	8	34	32.9
SMITH, Patrick	12	28	332	11.9	4	42	27.7
ANDERSON, D.	10	10	135	13.5	1	24	13.5
UPTON, Isiah	11	8	39	4.9	0	14	3.5
WINDHAM, CJ	13	6	67	11.2	0	25	5.2
BROWN, Tyshawn	12	5	84	16.8	1	38	7.0
WEST, Terelle	11	4	14	3.5	0	12	1.3
FRAZIER, D.	1	3	39	13.0	1	14	39.0
GARNETT, Ruben	13	3	17	5.7	0	15	1.3
DUCKSWORTH, R.	2	3	15	5.0	0	10	7.5
BLAIR, Ricky	3	2	50	25.0	0	43	16.7
BRUCE, Jocquez	1	2	31	15.5	0	28	31.0
WALKER, Tristan	13	2	16	8.0	0	11	1.2
SMITH, Jevontey	8	2	15	7.5	0	12	1.9
LINDER, Max	13	2	1	0.5	0	1	0.1
HERROD, J.	1	1	2	2.0	0	2	2.0
CHESTER, Josh	13	1	-3	-3.0	0	0	-0.2
STOCKSTILL, B.	10	1	-3	-3.0	0	4	-0.3
Total	13	349	4236	12.1	39	78	325.8
Opponents	13	286	3260	11.4	24	70	250.8

TOTAL OFFENSE

PLAYER	G	Plays	Rush	Pass	Total	Avg/G
STOCKSTILL, B.	10	459	240	3233	3473	347.3
MATHERS, I.	13	233	1561	34	1595	122.7
URZUA, John	5	139	-48	816	768	153.6
JAMES, Richie	13	45	339	80	419	32.2
WEST, Terelle	11	40	168	0	168	15.3
ANDREWS, Dennis	13	14	60	73	133	10.2
LEE, Ty	13	6	107	0	107	8.2
GARNETT, Ruben	13	22	53	0	53	4.1
ANDERSON, D.	10	1	29	0	29	2.9
HERROD, J.	1	7	25	0	25	25.0
TEAM	6	7	-40	0	-40	-6.7
Total	13	973	2494	4236	6730	517.7
Opponents	13	1068	2583	3260	5843	449.5

2016 Statistics

Overall: 8-5 (Home: 3-2, Road: 5-3, Neutral: 0-0) | C-USA Conference: 5-3 (Home: 2-2, Road: 3-1, Neutral: 0-0)

SCORING

PLAYER	TD	FGs	Kick	PATs			Pass	DXP	Saf	Points
				Rush	Rcv					
MATHERS, I.	20	0-0	0-0	0-0	0	0-0	0	0	120	
ROOKER, C.	0	16-19	64-66	0-0	0	0-0	0	0	112	
JAMES, Richie	16	0-0	0-0	0-0	0	0-0	0	0	96	
ANDREWS, D.	11	0-0	0-0	0-0	0	0-0	0	0	66	
LEE, Ty	10	0-0	0-0	0-0	0	0-0	0	0	60	
SMITH, Patrick	4	0-0	0-0	0-0	0	0-0	0	0	24	
SANDERS, DJ	2	0-0	0-0	0-0	0	0-0	0	0	12	
ANDERSON, D.	1	0-0	0-0	0-0	0	0-0	0	0	6	
BROWN, Ty.	1	0-0	0-0	0-0	0	0-0	0	0	6	
WEST, Terelle	1	0-0	0-0	0-0	0	0-0	0	0	6	
FRAZIER, D.	1	0-0	0-0	0-0	0	0-0	0	0	6	
WINDHAM, CJ	0	0-0	0-0	0-0	1	0-0	0	0	2	
URZUA, John	0	0-0	0-0	0-0	0	1-1	0	0	0	
Total	67	16-19	64-66	0-0	1	1-1	0	0	516	
Opponents	62	10-12	59-60	0-0	1	1-2	0	1	465	

PUNT RETURNS

PLAYER	No.	Yds	Avg	TD	Long
JAMES, Richie	17	128	7.5	0	27
LEE, Ty	1	-2	-2.0	0	0
WEST, Terelle	1	7	7.0	0	7
WILSON, Azar	1	20	20.0	0	0
ANDREWS, Dennis	1	5	5.0	0	5
EVANS, Deontay	0	4	0.0	0	4
Total	21	162	7.7	0	27
Opponents	16	68	4.2	0	18

KICKOFF RETURNS

PLAYER	No.	Yds	Avg	TD	Long
ANDERSON, D.	16	328	20.5	0	38
GARNETT, Ruben	7	103	14.7	0	27
WEST, Terelle	4	89	22.2	0	29
JAMES, Richie	2	43	21.5	0	29
ANDREWS, Dennis	1	6	6.0	0	6
Total	30	569	19.0	0	38
Opponents	65	1365	21.0	0	63

INTERCEPTIONS

PLAYER	No.	Yds	Avg	TD	Long
CUTRER, Jeremy	3	0	0.0	0	0
WARD, C.	2	25	12.5	0	14
MINTER, Michael	2	58	29.0	0	58
SANDERS, DJ	2	68	34.0	2	48
FELTON, Raynard	1	19	19.0	0	19
EVANS, Deontay	1	5	5.0	0	5
Total	11	175	15.9	2	58
Opponents	15	256	17.1	1	68

FUMBLE RETURNS

PLAYER	No.	Yds	Avg	TD	Long
RHODES, Steven	1	6	6.0	0	6
Total	1	6	6.0	0	6
Opponents	1	55	55.0	0	55

ALL-PURPOSE YARDAGE

PLAYER	G	Rush	Rec	PR	KOR	IR	Tot	Avg/G
MATHERS, I.	13	1561	633	0	0	0	2194	168.8
JAMES, Richie	13	339	1625	128	43	0	2135	164.2
LEE, Ty	13	107	699	-2	0	0	804	61.8
ANDREWS, Dennis	13	60	428	5	6	0	499	38.4
ANDERSON, D.	10	29	135	0	328	0	492	49.2
SMITH, Patrick	12	0	332	0	0	0	332	27.7
WEST, Terelle	11	168	14	7	89	0	278	25.3
STOCKSTILL, B.	10	240	-3	0	0	0	237	23.7
GARNETT, Ruben	13	53	17	0	103	0	173	13.3
BROWN, Tyshawn	12	0	84	0	0	0	84	7.0
SANDERS, DJ	13	0	0	0	0	68	68	5.2
WINDHAM, CJ	13	0	67	0	0	0	67	5.2
MINTER, Michael	13	0	0	0	0	58	58	4.5
BLAIR, Ricky	3	0	50	0	0	0	50	16.7
UPTON, Isiah	11	0	39	0	0	0	39	3.5
FRAZIER, D.	1	0	39	0	0	0	39	39.0
BRUCE, Jocquez	1	0	31	0	0	0	31	31.0
HERROD, J.	1	25	2	0	0	0	27	27.0
WARD, C.	12	0	0	0	0	25	25	2.1
WILSON, Azar	11	0	0	20	0	0	20	1.8
FELTON, Raynard	13	0	0	0	0	19	19	1.5
WALKER, Tristan	13	0	16	0	0	0	16	1.2

SMITH, Jevontey	8	0	15	0	0	0	15	1.9
DUCKSWORTH, R.	2	0	15	0	0	0	15	7.5
EVANS, Deontay	12	0	0	4	0	5	9	0.8
LINDER, Max	13	0	1	0	0	0	1	0.1
CHESTER, Josh	13	0	-3	0	0	0	-3	-0.2
TEAM	6	-40	0	0	0	0	-40	-6.7
URZUA, John	5	-48	0	0	0	0	-48	-9.6
Total	13	2494	4236	162	569	175	7636	587.4
Opponents	13	2583	3260	68	1365	256	7532	579.4

PUNTING

PLAYER	No.	Yds	Avg	Long	TB	FC	I20	50+	Blk
BONADIES, Matt	58	2248	38.8	59	3	20	16	5	0
STOCKSTILL, B.	1	27	27.0	27	0	0	1	0	0
Total	59	2275	38.6	59	3	20	17	5	0
Opponents	70	2952	42.2	68	3	23	22	19	1

FIELD GOALS

PLAYER	FGM-FGA	Pct	17-29	30-39	40-49	50-99	Lg	Blk
ROOKER, Canon	16-19	84.2	5-6	8-8	3-5	0-0	46	0

FIELD GOAL SEQUENCE

GAME	MT	OPP
Alabama A&M	(25),(46)	-
Vanderbilt	(39),44	(32)
Bowling Green	28	-
LATECH	(33)	(20),(49)
North Texas	(25),(34),(36)	-
WKU	(36),(41),(25)	(42),(52),49,(18)
Missouri	(39),(28),47,(21)	(21)
FIU	-	-
UTSA	(30)	(38)
Marshall	(38)	-
Charlotte	(41)	57,(38)
FAU	-	-
Hawai'i	-	(23)

Numbers in (parentheses) indicate field goal was made.

KICKOFFS

KICKOFFS	No.	Yds	Avg	TB	OB	Retn	Net	YdLn
ROOKER, Canon	92	5500	59.8	25	3			
BONADIES, Matt	1	56	56.0	0	0			
Total	93	5556	59.7	25	3	1365	38.3	26
Opponents	80	4967	62.1	47	3	569	40.3	24

2016 Statistics

Overall: 8-5 (Home: 3-2, Road: 5-3, Neutral: 0-0) | C-USA Conference: 5-3 (Home: 2-2, Road: 3-1, Neutral: 0-0)

DEFENSIVE STATISTICS

LEADERS	GP	-----Tackles-----			For Loss	-Sacks-		---Pass Def---		QBH	-Fumbles-		Blkd Kick		Saf
		UT	AT	Total		No-Yards	Int-Yds	PD	Rcv-Yds		FF	Kick			
32 MELTON, Chris	13	52	50	102	6.5-22	2.5-12	.	2	2	1-0	1	.	.	.	
7 MOFFATT, J.	13	42	34	76	1.0-2	.	.	3	
30 HARRIS, Darius	13	42	32	74	8.0-21	1.5-8	.	1	.	2-0	1	.	.	.	
31 SANDERS, DJ	13	43	23	66	4.5-26	2.0-7	2-68	9	2	.	3	1	.	.	
8 CUTRER, Jeremy	13	52	12	64	4.0-10	.	3-0	10	1	1-0	1	.	.	.	
29 RANDOLPH, D.	13	38	25	63	2.5-8	.	.	2	
22 DALE, Alex	10	42	19	61	0.5-1	.	.	5	.	.	1	.	.	.	
6 MINTER, Michael	13	36	13	49	.	.	2-58	10	2	1-0	
33 HARGES, Myles	10	27	20	47	1.5-1	1.0-1	.	.	4	
49 RHODES, Steven	13	26	15	41	8.0-39	4.5-29	.	2	7	1-6	1	.	.	.	
16 BROOKS, Khalil	13	26	12	38	2.0-7	0.5-3	.	4	1	
97 FELTON, Raynard	13	12	20	32	6.5-47	2.5-21	1-19	3	3	.	1	.	.	.	
51 HUFF, Shaquille	13	11	16	27	7.5-21	2.0-8	.	1	1	1-0	1	.	.	.	
91 AKINS, Justin	13	12	15	27	.	.	.	4	3	
2 WARD, C.	12	14	12	26	.	.	2-25	5	1	1-0	
99 MCBRIDE, Jimal	12	12	13	25	2.0-6	.	.	1	1	
59 HALE, Chris	11	15	10	25	1.0-11	1.0-11	.	1	3	
38 HAWKINS, Malik	11	14	9	23	2.5-5	1.5-4	.	.	1	
43 JONES, Jahmal	13	9	12	21	2	
28 HEARD, D.	7	17	3	20	1.0-10	1.0-10	.	3	
94 RENDER, Tyshun	13	10	9	19	1.0-1	.	.	1	3	
93 MANCIEL, Malik	12	7	7	14	1.0-7	1.0-7	.	.	2	.	1	.	.	.	
85 LIGGINS, D.	13	4	9	13	2.5-8	2.0-7	.	.	2	
23 BROWN, Chris	9	8	2	10	
45 EVANS, Deontay	12	7	3	10	.	.	1-5	2	
39 CRAIG, Dale	11	3	3	6	
34 BROWN, Tyshawn	12	2	3	5	
95 PHILPOTS, Trae	9	3	2	5	0.5-0	
26 THOMAS, Kamani	11	3	2	5	
27 GARNETT, Ruben	13	4	.	4	1.0-1	
12 STOCKSTILL, B.	10	4	.	4	
15 ROOKER, Canon	13	3	.	3	
4 MATHERS, I.	13	2	.	2	
47 WALKER, Tristan	13	1	1	2	
53 EADS, William	13	.	2	2	
35 WEST, Terelle	11	1	1	2	
48 LINDER, Max	13	1	1	2	
19 URZUA, John	5	1	.	1	
41 WILSON, Azar	11	.	1	1	1	.	
99 BONADIES, Matt	13	.	1	1	
18 SMITH, Jevontey	8	.	1	1	
24 LEE, Ty	13	.	1	1	
20 ANDREWS, Dennis	13	1	.	1	
3 JAMES, Richie	13	1	.	1	
TM TEAM	6	1	
Total	13	608	414	1022	65-254	26-146	11-175	69	42	8-6	11	2	.	.	
Opponents	13	527	374	901	62.0-217	14-84	15-256	47	51	6-67	8	1	1	.	

2016 Statistics

Overall: 8-5 (Home: 3-2, Road: 5-3, Neutral: 0-0) | C-USA Conference: 5-3 (Home: 2-2, Road: 3-1, Neutral: 0-0)

GAME-BY-GAME PASSING

#12 STOCKSTILL, B.	Att	Comp	Int	Pct	Yards	TD	Long	Sack	Yds	Effic
Alabama A&M	36	30	1	83.3	329	5	42	0	0	200.4
Vanderbilt	65	38	1	58.5	399	3	26	1	7	122.2
Bowling Green	30	18	1	60.0	278	3	78	1	9	164.2
LATECH	46	27	0	58.7	356	2	37	1	8	138.1
North Texas	45	24	1	53.3	295	2	41	1	5	118.6
WKU	54	42	1	77.8	434	3	38	0	0	159.9
Missouri	41	23	0	56.1	280	4	56	0	0	145.7
FIU	35	22	0	62.9	332	4	52	1	2	180.3
UTSA	11	8	0	72.7	98	1	48	2	14	177.6
Hawai'i	51	30	2	58.8	432	4	51	1	3	148.0
TOTALS	414	262	7	63.3	3233	31	78	8	48	150.2

#19 URZUA, John	Att	Comp	Int	Pct	Yards	TD	Long	Sack	Yds	Effic
Alabama A&M	17	10	1	58.8	106	1	43	0	0	118.8
UTSA	27	14	3	51.9	161	1	53	3	19	91.9
Marshall	37	25	2	67.6	220	1	48	3	17	115.6
Charlotte	44	26	2	59.1	250	4	45	0	0	127.7
FAU	6	3	0	50.0	79	1	49	0	0	215.6
TOTALS	131	78	8	59.5	816	8	53	6	36	119.8

#3 JAMES, Richie	Att	Comp	Int	Pct	Yards	TD	Long	Sack	Yds	Effic
Missouri	1	1	0	100.0	4	0	4	0	0	133.6
FAU	6	5	0	83.3	76	0	23	0	0	189.7
TOTALS	7	6	0	85.7	80	0	23	0	0	181.7

#20 ANDREWS, Dennis	Att	Comp	Int	Pct	Yards	TD	Long	Sack	Yds	Effic
FAU	3	2	0	66.7	73	0	38	0	0	271.1
TOTALS	3	2	0	66.7	73	0	38	0	0	271.1

#4 MATHERS, I.	Att	Comp	Int	Pct	Yards	TD	Long	Sack	Yds	Effic
FAU	1	1	0	100.0	34	0	34	0	0	385.6
TOTALS	1	1	0	100.0	34	0	34	0	0	385.6

GAME-BY-GAME RUSHING

PLAYER	No-Yds/TD	AAMU	VU	BG	LT	UNT	WKU	MIZZ	FIU	UTSA	MU	CHA	FAU	Hawaii
MATHERS, I. RB	232-1561/17	7-62/1	13-65/0	27-157/3	21-163/3	24-135/1	22-143/2	28-215/1	14-112/1	15-93/0	15-45/1	16-101/0	18-213/3	12-57/1
JAMES, R. WR	38-339/4	-	-	-	-	-	1-6/0	2-5/1	-	-	1-21/0	6-61/0	22-207/3	6-39/0
STOCKSTILL, B. QB	45-240/0	2-24/0	5-24/0	1--9/0	9-33/0	7-41/0	5-18/0	6-81/0	3-23/0	4--3/0	DNP	DNP	DNP	3-8/0
WEST, Terelle RB	40-168/1	15-83/0	2-11/0	7-17/0	2-2/0	1-6/0	4-4/0	3-15/0	1-2/0	4-25/1	DNP	DNP	1-3/0	-
LEE, Ty WR	6-107/1	-	-	-	-	-	-	-	-	1-25/0	1-5/0	2-68/1	2-9/0	-
ANDREWS, D. WR	11-60/3	-	-	-	-	-	-	-	-	-	-	1-4/0	8-50/3	2-6/0
GARNETT, R. RB	22-53/0	8-23/0	1--4/0	-	-	-	-	-	-	-	5-9/0	2-12/0	6-13/0	-
ANDERSON, D. WR	1-29/0	1-29/0	-	-	-	-	-	-	DNP	DNP	DNP	-	-	-
HERROD, J. RB	7-25/0	7-25/0	DNP	DNP	DNP	DNP	DNP	DNP	DNP	DNP	DNP	DNP	DNP	DNP
TEAM	7--40/0	DNP	-	2--7/0	1--1/0	DNP	DNP	1--5/0	1--3/0	DNP	DNP	2--24/0	DNP	DNP
URZUA, John QB	8--48/0	-	DNP	DNP	DNP	DNP	DNP	DNP	DNP	4--30/0	3--17/0	1--1/0	-	DNP

GAME-BY-GAME RECEIVING

PLAYER	No-Yds/TD	AAMU	VU	BG	LT	UNT	WKU	MIZZ	FIU	UTSA	MU	CHA	FAU	Hawaii
JAMES, R. WR	105-1625/12	8-73/1	14-183/1	6-82/1	5-81/0	8-134/0	16-223/2	5-129/1	6-127/2	5-100/1	12-122/0	8-89/1	4-120/1	8-162/1
LEE, Ty WR	63-699/9	4-42/0	6-53/1	4-21/1	3-53/1	5-60/1	8-73/0	2-23/0	6-100/2	3-41/0	5-39/0	5-76/1	2-18/0	10-100/2
MATHERS, I. RB	66-633/3	3-20/0	6-63/0	4-103/1	5-74/1	2-7/0	7-35/0	8-48/1	6-69/0	8-63/0	5-27/0	6-43/0	2-37/0	4-44/0
ANDREWS, D. WR	32-428/8	4-51/1	-	1-34/0	4-67/0	1-11/1	4-47/1	5-65/2	1-12/0	4-40/1	2-27/1	2-16/0	-	4-58/1
SMITH, Patrick WR	28-332/4	3-56/1	5-57/1	2-24/0	7-62/0	2-29/0	1-17/0	2-13/0	2-24/0	1-2/0	-	2-20/2	1-28/0	DNP
ANDERSON, D. WR	10-135/1	3-35/1	2-36/0	-	1-2/0	2-34/0	1-23/0	-	DNP	DNP	DNP	1-5/0	-	-
BROWN, Tyshawn	5-84/1	2-27/1	1-6/0	-	DNP	-	-	-	-	1-13/0	-	-	1-38/0	-
WINDHAM, CJ WR	6-67/0	1-4/0	-	-	1-10/0	-	1-2/0	-	-	-	1-5/0	-	1-21/0	1-25/0
BLAIR, Ricky WR	2-50/0	1-43/0	DNP	-	1-7/0	DNP	DNP	DNP	DNP	DNP	DNP	DNP	DNP	DNP
UPTON, Isiah WR	8-39/0	1-5/0	DNP	1-14/0	-	3-8/0	2-10/0	1-2/0	-	-	-	DNP	-	-
FRAZIER, D. WR	3-39/1	3-39/1	DNP	DNP	DNP	DNP	DNP	DNP	DNP	DNP	DNP	DNP	DNP	DNP
BRUCE, Jocquez WR	2-31/0	DNP	DNP	DNP	DNP	DNP	DNP	DNP	DNP	DNP	DNP	DNP	DNP	2-31/0
GARNETT, Ruben RB	3-17/0	2-13/0	-	-	-	-	-	-	-	-	-	1-4/0	-	-
WALKER, Tristan WR	2-16/0	2-16/0	-	-	-	-	-	-	-	-	-	-	-	-
DUCKSWORTH, R.	3-15/0	2-9/0	1-6/0	DNP	DNP	DNP	DNP	DNP	DNP	DNP	DNP	DNP	DNP	DNP
SMITH, Jevontey WR	2-15/0	-	DNP	DNP	-	1-12/0	1-3/0	-	-	-	-	DNP	DNP	DNP
WEST, Terelle RB	4-14/0	-	3-2/0	-	-	-	-	-	-	-	DNP	DNP	-	1-12/0
HERROD, J. RB	1-2/0	1-2/0	DNP	DNP	DNP	DNP	DNP	DNP	DNP	DNP	DNP	DNP	DNP	DNP
LINDER, Max WR	2-1/0	-	-	-	-	-	1-1/0	-	1-0/0	-	-	-	-	-
CHESTER, Josh OL	1--3/0	-	-	-	-	-	-	-	-	-	-	1--3/0	-	-
STOCKSTILL, B. QB	1--3/0	-	-	-	-	-	-	1-4/0	-	-	DNP	DNP	DNP	-

2016 Statistics

Overall: 8-5 (Home: 3-2, Road: 5-3, Neutral: 0-0) | C-USA Conference: 5-3 (Home: 2-2, Road: 3-1, Neutral: 0-0)

GAME-BY-GAME TACKLES

TOTAL TACKLES	UA-A	TOT	AAMU	VU	BG	LT	UNT	WKU	MIZZ	FIU	UTSA	MU	CHA	FAU	Hawaii
MELTON, Chris LB	52-50	102	1-0	0-3	1-4	8-5	3-3	6-1	6-8	4-5	7-1	3-6	3-7	5-6	5-1
MOFFATT, J.	42-34	76	0-1	6-2	2-4	4-2	2-4	5-1	3-0	3-5	3-3	3-7	2-3	5-2	4-0
HARRIS, Darius LB	42-32	74	1-0	5-7	5-5	7-3	3-6	2-1	2-0	1-0	4-4	0-2	2-0	3-2	7-2
SANDERS, DJ LB	43-23	66	2-1	5-0	7-4	3-0	0-2	2-2	7-4	4-3	3-1	3-2	2-1	4-2	1-1
CUTRER, Jeremy CB	52-12	64	2-0	2-1	6-1	3-0	7-2	4-1	1-0	2-2	5-1	2-3	5-1	6-0	7-0
RANDOLPH, D.	38-25	63	2-0	-	1-1	-	4-1	2-0	1-0	4-6	6-4	6-9	5-4	2-0	5-0
DALE, Alex	42-19	61	3-0	4-4	4-5	5-0	3-3	4-1	13-5	DNP	1-1	DNP	DNP	2-0	3-0
MINTER, Michael CB	36-13	49	1-0	4-1	3-0	6-2	0-2	5-1	1-1	6-2	1-3	1-0	1-0	5-1	2-0
HARGES, Myles LB	27-20	47	3-2	0-2	DNP	DNP	DNP	2-1	8-0	1-3	2-1	0-3	2-4	6-4	3-0
RHODES, Steven DE	26-15	41	0-1	1-0	4-3	2-1	2-0	2-1	2-2	2-3	3-0	2-2	2-2	2-0	2-0
BROOKS, Khalil LB	26-12	38	3-1	1-0	1-0	3-1	2-2	1-0	1-1	2-3	1-0	2-0	3-2	4-1	2-1
FELTON, Raynard DT	12-20	32	-	1-2	3-4	1-0	1-2	3-0	1-0	0-3	1-1	0-4	1-2	0-1	0-1
HUFF, Shaquille DT	11-16	27	1-2	1-4	4-4	1-1	-	-	-	0-1	1-1	-	0-1	3-1	0-1
AKINS, Justin DE	12-15	27	-	1-2	1-1	0-2	1-2	1-0	3-1	0-1	2-2	0-4	2-0	-	1-0
WARD, C. CB	14-12	26	-	0-1	-	DNP	2-3	3-1	1-0	1-0	2-0	0-5	1-0	2-2	2-0
MCBRIDE, Jimal DT	12-13	25	1-0	3-4	1-3	DNP	-	2-1	-	2-0	-	0-3	1-0	0-1	2-1
HALE, Chris DE	15-10	25	-	DNP	DNP	2-0	1-0	1-1	3-2	2-0	0-1	0-4	1-2	3-0	2-0
HAWKINS, Malik LB	14-9	23	5-1	1-1	4-5	DNP	DNP	2-0	-	1-0	1-1	0-1	-	-	-
JONES, Jahmal DE	9-12	21	0-2	-	2-3	-	-	1-0	0-1	-	3-1	0-1	1-2	1-2	1-0
HEARD, D. CB	17-3	20	3-0	1-0	1-1	3-1	6-1	3-0	-	DNP	DNP	DNP	DNP	DNP	DNP
RENDER, Tyshun DE	10-9	19	0-1	2-0	1-0	1-1	-	0-1	-	4-2	0-1	0-2	0-1	-	2-0
MANCIEL, Malik DT	7-7	14	1-1	-	-	2-1	-	DNP	-	2-3	0-1	0-1	-	2-0	-
LIGGINS, D. DE	4-9	13	2-0	0-2	1-0	-	-	-	-	1-1	-	0-2	0-2	0-2	-
BROWN, Chris	8-2	10	-	1-0	1-0	1-0	DNP	DNP	-	3-0	DNP	DNP	1-0	0-2	1-0
EVANS, Deontay	7-3	10	-	-	-	-	0-1	1-1	4-0	1-0	-	1-1	-	-	DNP
CRAIG, Dale LB	3-3	6	DNP	DNP	0-3	2-0	-	-	1-0	-	-	-	-	-	-
BROWN, Tyshawn	2-3	5	-	-	-	DNP	-	1-1	1-0	0-1	-	0-1	-	-	-
PHILPOTS, Trae DE	3-2	5	0-1	DNP	-	DNP	1-0	DNP	DNP	-	-	0-1	1-0	-	1-0
THOMAS, Kamani	3-2	5	DNP	DNP	-	-	-	-	2-0	0-1	-	0-1	-	1-0	-
GARNETT, Ruben	4-0	4	-	1-0	-	-	-	-	-	-	-	-	-	3-0	-
STOCKSTILL, B.	4-0	4	-	2-0	1-0	-	-	1-0	-	-	-	DNP	DNP	DNP	-
ROOKER, Canon	3-0	3	-	-	1-0	1-0	-	-	-	-	-	-	1-0	-	-
MATHERS, I.	2-0	2	-	-	-	-	-	-	-	-	1-0	1-0	-	-	-
WALKER, Tristan	1-1	2	-	-	-	-	-	-	-	-	-	1-1	-	-	-
EADS, William	0-2	2	-	-	-	-	0-2	-	-	-	-	-	-	-	-
WEST, Terelle	1-1	2	-	-	-	-	-	-	1-0	0-1	-	DNP	DNP	-	-
LINDER, Max	1-1	2	1-0	-	0-1	-	-	-	-	-	-	-	-	-	-
URZUA, John	1-0	1	-	DNP	DNP	DNP	DNP	DNP	DNP	DNP	-	-	1-0	-	DNP
WILSON, Azar DT	0-1	1	-	-	-	-	-	DNP	-	-	DNP	-	-	0-1	-
BONADIES, Matt	0-1	1	-	-	-	-	-	-	0-1	-	-	-	-	-	-
SMITH, Jevontey	0-1	1	-	DNP	DNP	-	-	-	-	-	-	0-1	DNP	DNP	DNP
LEE, Ty	0-1	1	-	-	-	-	-	-	-	-	-	0-1	-	-	-
ANDREWS, Dennis	1-0	1	-	-	-	-	-	-	-	-	-	-	1-0	-	-
JAMES, Richie	1-0	1	-	-	-	-	-	-	-	-	1-0	-	-	-	-

GAME-BY-GAME TACKLES FOR LOSS

TOTAL TACKLES	UA-A	TOT	AAMU	VU	BG	LT	UNT	WKU	MIZZ	FIU	UTSA	MU	CHA	FAU	Hawaii
HARRIS, Darius LB	6-4	8.0	-	1.5-5	-	-	1.0-3	-	-	-	1.5-4	-	1.0-3	-	3.0-6
RHODES, Steven DE	7-2	8.0	-	1.0-2	-	0.5-4	2.0-9	-	1.0-3	-	-	1.5-4	2.0-17	-	-
HUFF, Shaquille DT	6-3	7.5	1.0-2	1.0-4	2.0-5	1.0-2	-	-	-	-	1.0-5	-	-	1.0-2	0.5-1
MELTON, Chris LB	4-5	6.5	-	-	-	0.5-3	1.0-1	1.0-8	0.5-0	-	1.0-1	1.0-0	0.5-1	1.0-8	-
FELTON, Raynard DT	5-3	6.5	-	0.5-5	-	-	1.0-10	2.0-23	-	-	1.0-2	0.5-1	1.0-5	-	0.5-1
SANDERS, DJ LB	4-1	4.5	-	-	2.0-4	-	-	-	0.5-1	1.0-5	-	1.0-16	-	-	-
CUTRER, Jeremy CB	3-2	4.0	-	-	-	-	1.5-6	-	-	-	-	-	0.5-1	2.0-3	-
HAWKINS, Malik LB	2-1	2.5	0.5-2	1.0-1	-	DNP	DNP	1.0-2	-	-	-	-	-	-	-
RANDOLPH, D.	2-1	2.5	-	-	1.0-5	-	-	-	-	-	-	1.0-2	0.5-1	-	-
LIGGINS, D. DE	2-1	2.5	2.0-7	-	-	-	-	-	-	-	-	-	-	0.5-1	-
BROOKS, Khalil LB	1-2	2.0	0.5-3	-	-	1.0-2	-	-	-	-	-	-	0.5-2	-	-
MCBRIDE, Jimal DT	2-0	2.0	-	2.0-6	-	DNP	-	-	-	-	-	-	-	-	-
HARGES, Myles LB	1-1	1.5	1.0-1	-	DNP	DNP	DNP	-	-	-	-	-	-	0.5-0	-
HEARD, D. CB	1-0	1.0	-	-	-	-	1.0-10	-	-	DNP	DNP	DNP	DNP	DNP	DNP
MANCIEL, Malik DT	1-0	1.0	-	-	-	-	-	DNP	-	1.0-7	-	-	-	-	-
RENDER, Tyshun DE	0-2	1.0	0.5-0	-	-	-	-	-	-	-	0.5-1	-	-	-	-
GARNETT, Ruben	1-0	1.0	-	-	-	-	-	-	-	-	-	-	-	1.0-1	-
HALE, Chris DE	1-0	1.0	-	DNP	DNP	-	-	-	-	-	-	-	-	1.0-11	-
MOFFATT, J.	1-0	1.0	-	1.0-2	-	-	-	-	-	-	-	-	-	-	-
PHILPOTS, Trae DE	0-1	0.5	0.5-0	DNP	-	DNP	-	DNP	DNP	-	-	-	-	-	-
DALE, Alex	0-1	0.5	-	-	-	-	0.5-1	-	-	DNP	-	DNP	DNP	-	-

GAME-BY-GAME SACKS

TOTAL TACKLES	UA-A	TOT	AAMU	VU	BG	LT	UNT	WKU	MIZZ	FIU	UTSA	MU	CHA	FAU	Hawaii
RHODES, Steven DE	4-1	4.5	-	-	-	0.5-4	1.0-5	-	1.0-3	-	-	-	2.0-17	-	-
FELTON, Raynard DT	2-1	2.5	-	0.5-5	-	-	1.0-10	1.0-6	-	-	-	-	-	-	-
MELTON, Chris LB	2-1	2.5	-	-	-	0.5-3	1.0-1	-	-	-	-	-	-	1.0-8	-
HUFF, Shaquille DT	2-0	2.0	-	1.0-4	1.0-4	-	-	-	-	-	-	-	-	-	-
SANDERS, DJ LB	2-0	2.0	-	-	1.0-2	-	-	-	-	1.0-5	-	-	-	-	-
LIGGINS, D. DE	2-0	2.0	2.0-7	-	-	-	-	-	-	-	-	-	-	-	-
HARRIS, Darius LB	1-1	1.5	-	0.5-4	-	-	-	-	-	-	-	-	-	-	1.0-4
HAWKINS, Malik LB	1-1	1.5	0.5-2	-	-	DNP	DNP	1.0-2	-	-	-	-	-	-	-

2016 Statistics

Overall: 8-5 (Home: 3-2, Road: 5-3, Neutral: 0-0) | C-USA Conference: 5-3 (Home: 2-2, Road: 3-1, Neutral: 0-0)

GAME-BY-GAME SUMMARIES

GAME	FINAL SCORE	BY QUARTERS					FIRST DOWNS				RUSHING			PASSING			TOT. OFF.		PUNTING		FUMBLES		PENALTY		THIRD DOWNS		AVG. TOTAL	
		1	2	3	4	OT	RU	PA	PN	TOT	ATT	YDS	TD	C-A-I	YDS	TD	ATT	YDS	NO-AVG	NO-LOST	NO-YDS	NO-YDS	NO-YDS	NO-YDS	NO-YDS	NO-YDS	F.POS	TOP
MT	55	28	17	0	10	-	12	22	1	35	40	246	1	40-53-2	435	6	93	681	3-33.0	0-0	9-87	8-16	M33	38:51				
AAMU	0	0	0	0	0	-	3	2	1	6	27	92	0	9-24-1	54	0	51	146	13-37.8	0-0	6-30	1-15	A25	21:09				
MT	24	10	7	7	0	-	6	19	0	25	21	96	0	38-65-1	399	3	86	495	4-38.5	2-1	9-92	10-19	M31	28:58				
Vanderbilt	47	5	28	0	14	-	12	6	2	20	45	231	5	15-28-0	113	1	73	344	5-39.4	2-1	4-40	4-12	V42	31:02				
MT	41	14	14	7	6	-	8	8	4	20	37	158	3	18-30-1	278	3	67	436	6-42.5	3-1	3-36	7-14	M33	29:49				
B. Green	21	14	7	0	0	-	17	6	1	24	61	304	3	18-32-2	129	0	93	433	4-50.5	3-2	8-79	6-18	B26	30:11				
MT	38	7	0	10	21	-	9	15	1	25	33	197	3	27-46-0	356	2	79	553	5-44.4	0-0	4-35	8-15	M22	26:28				
LA Tech	34	7	13	7	7	-	8	24	3	35	37	118	1	36-59-0	504	3	96	622	5-38.6	2-1	3-28	10-19	L22	33:32				
MT	30	0	13	7	10	-	7	13	4	24	32	182	1	24-45-1	295	2	77	477	5-38.8	0-0	9-79	11-19	M24	32:00				
North Texas	13	7	0	0	6	-	3	11	2	16	22	5	1	33-54-0	303	1	76	308	8-51.6	1-0	9-90	6-18	N27	28:00				
MT	43	3	17	0	10	13	7	22	3	32	32	171	2	42-54-1	434	3	86	605	2-31.5	0-0	4-30	9-16	M23	30:49				
WKU	44	3	17	7	3	14	12	15	1	28	37	130	3	29-40-1	391	2	77	521	2-48.5	2-0	7-64	6-13	W29	29:11				
MT	51	13	21	7	10	-	11	11	5	27	40	311	2	24-42-0	284	4	82	595	4-41.0	0-0	9-65	6-15	M32	32:14				
Missouri	45	14	14	7	10	-	21	13	2	36	64	348	4	20-40-0	281	2	104	629	4-42.5	3-2	13-125	5-16	MZ28	27:46				
MT	42	21	7	0	14	-	10	13	0	23	19	134	1	22-35-0	332	4	54	466	6-39.0	0-0	2-30	2-8	M30	20:28				
FIU	35	14	7	0	14	-	11	15	0	26	44	210	2	27-40-1	307	3	84	517	5-41.6	3-2	3-25	6-16	F25	39:32				
MT	25	7	3	7	8	-	9	9	1	19	28	110	1	22-38-3	259	2	66	369	4-35.0	1-1	4-32	2-12	M22	22:10				
UTSA	45	14	14	14	3	-	16	7	1	24	59	270	5	9-21-2	108	1	80	378	4-43.0	1-0	3-25	11-19	U48	37:50				
MT	17	10	7	0	0	-	3	11	1	15	25	63	1	25-37-2	220	1	62	283	6-36.5	3-2	5-42	5-14	M25	27:18				
Marshall	42	7	7	7	2	-	13	13	3	29	41	207	2	21-37-0	246	4	78	453	5-37.2	1-0	3-35	6-14	MU35	32:42				
MT	38	14	10	7	7	-	8	12	1	21	30	221	1	26-44-2	250	4	73	471	8-33.8	1-0	8-128	4-14	M27	26:28				
Charlotte	31	0	6	10	15	-	9	11	2	22	45	164	3	22-50-0	239	1	95	403	7-37.6	0-0	8-85	4-20	C40	33:32				
MT	77	21	21	7	28	-	18	10	0	28	57	495	9	11-16-0	262	1	73	757	3-42.3	0-0	3-22	6-10	M34	26:43				
FAU	56	7	14	14	21	-	17	17	1	35	53	299	6	26-35-4	290	2	88	589	4-44.2	1-0	1-10	8-14	F36	33:17				
MT	35	14	7	7	7	-	6	18	5	29	23	110	1	30-51-2	432	4	74	542	3-44.7	2-1	9-90	4-11	M25	23:24				
Hawaii	52	14	21	10	7	-	8	10	0	18	42	205	2	21-31-0	295	4	73	500	3-45.7	0-0	11-114	8-16	H34	36:36				

GAME-BY-GAME OFFENSIVE STARTERS

OPPONENT	QB	TB	WR	WR	WR	WR	LT	LG	C	RG	RT
Alabama A&M	Stockstill	Mathers	Smith	James	Lee	Frazier	Johnson	Chester	Stephens	Brewer	Shakir
Vanderbilt	Stockstill	Mathers	Smith	James	Lee	Anderson	Johnson	Chester	Stephens	Brewer	Shakir
Bowling Green	Stockstill	Mathers	Smith	James	Lee	Andrews	Johnson	Chester	Stephens	Brewer	Shakir
LA Tech	Stockstill	Mathers	Smith	James	Lee	Andrews	Johnson	Chester	Stephens	Brewer	Shakir
North Texas	Stockstill	Mathers	Linder	James	Roth (TE)	Andrews	Johnson	Chester	Stephens	Brewer	Shakir
WKU	Stockstill	Mathers	Smith	James	Lee	Andrews	Johnson	Chester	Stephens	Brewer	Shakir
Missouri	Stockstill	Mathers	Smith	James	Lee	Andrews	Johnson	Chester	Stephens	Brewer	Shakir
FIU	Stockstill	Windham (wr)	Smith	James	Lee	Andrews	Johnson	Chester	Stephens	Brewer	Shakir
UTSA	Stockstill	Mathers	Smith	James	Lee	Andrews	Johnson	Chester	Stephens	Brewer	Shakir
Marshall	Urzua	Mathers	Roth (te)	James	Linder (te)	Andrews	Rogers	Chester	Stephens	Brewer	Shakir
Charlotte	Urzua	Mathers	Smith	James	Lee	Andrews	Behanan	Chester	Stephens	Brewer	Shakir
FAU	Urzua	Mathers	Smith	James	Lee	Andrews	Behanan	Chester	Stephens	Brewer	Shakir
Hawaii	Stockstill	Mathers	Anderson	James	Lee	Andrews	Johnson	Chester	Stephens	Brewer	Shakir

GAME-BY-GAME DEFENSIVE STARTERS

OPPONENT	LE	T	T	RE	SAM	MIKE	WILL	LC	SS	FS	RC
Alabama A&M	Hale	Huff	McBride	Rhodes	Sanders	Harges	Harris	Minter	Moffatt	Dale	Cutrer
Vanderbilt	Jones	Huff	McBride	Rhodes	Sanders	Harges	Harris	Minter	Moffatt	Dale	Cutrer
Bowling Green	Jones	Huff	McBride	Rhodes	Sanders	Hawkins	Harris	Minter	Moffatt	Dale	Cutrer
LA Tech	Jones	Huff	Felton	Rhodes	Sanders	Harris	Melton	Minter	Moffatt	Dale	Cutrer
North Texas	Hale	Huff	Felton	Rhodes	Sanders	Harris	Melton	Minter	Moffatt	Dale	Cutrer
WKU	Hale	Huff	Felton	Rhodes	Sanders	Harris	Melton	Minter	Moffatt	Dale	Cutrer
Missouri	Hale	Huff	McBride	Rhodes	Sanders	Harges	Melton	Ward	Moffatt	Dale	Minter
FIU	Hale	Huff	Felton	Rhodes	Sanders	Harges	Melton	Ward	Moffatt	Randolph	Minter
UTSA	Hale	Huff	McBride	Rhodes	Sanders	Harges	Melton	Minter	Moffatt	Randolph	Cutrer
Marshall	Hale	Huff	McBride	Rhodes	Sanders	Harges	Melton	Minter	Moffatt	Randolph	Cutrer
Charlotte	Hale	Huff	McBride	Rhodes	Sanders	Harges	Melton	Cutrer	Moffatt	Randolph	Minter
FAU	Hale	Huff	McBride	Rhodes	Sanders	Harges	Melton	Minter	Moffatt	Randolph	Cutrer
Hawaii	Hale	Huff	McBride	Rhodes	Sanders	Harris	Melton	Cutrer	Dale	Randolph	Minter

Conference Champions: 1956, 1957, 1958, 1959, 1964, 1965, 1985, 1989, 1990, 1992, 2001, 2006

SCORING DRIVES - MIDDLE TENNESSEE

OPPONENT	NO OF PLAYS	TOTAL YARDS	DRIVE TIME	SCORE TYPE	SCORE TIME/QTR	DRIVE START	SCORING PLAY
AAMU	5	61	1:18	TD	13:42/1st	M39	Mathers 32 run
AAMU	6	73	1:56	TD	9:12/1st	M27	Anderson 24 rec
AAMU	9	65	3:51	TD	4:27/1st	M35	Frazier 13 rec
AAMU	3	62	1:08	TD	1:54/1st	M38	Smith 42 rec
AAMU	9	80	2:38	TD	12:47/2nd	M20	James 6 rec
AAMU	7	63	1:56	TD	9:31/2nd	M37	Andrews 7 rec
AAMU	14	55	6:40	FG	1:50/2nd	M37	Rooker 25 FG
AAMU	5	68	2:02	TD	14:20/4th	M32	Brown 16 rec
AAMU	9	25	4:34	FG	8:30/4th	M46	Rooker 46 FG
Vanderbilt	10	45	2:53	FG	8:16/1st	M33	Rooker 39 FG
Vanderbilt	11	79	3:22	TD	2:41/1st	M21	James 1 rec
Vanderbilt	3	7	:50	TD	5:04/2nd	V7	Lee 5 rec
Vanderbilt	8	62	2:30	TD	1:54/3rd	M38	Smith 4 rec
Bowling Green	3	10	:33	TD	10:50/1st	B10	Lee 6 rec
Bowling Green	5	73	1:45	TD	2:03/1st	M27	Mathers 53 run
Bowling Green	9	80	3:04	TD	1:42/2nd	M20	James 16 rec
Bowling Green	3	46	:25	TD	:30/2nd	B46	Mathers 4 run
Bowling Green	1	78	:12	TD	14:41/3rd	M22	Mathers 78 rec
Bowling Green	6	26	1:12	TD	4:01/4th	B26	Mathers 5 run
LA Tech	5	85	1:54	TD	1:34/1st	M15	Mathers 38 run
LA Tech	5	75	1:35	TD	7:40/3rd	M25	Mathers 37 rec
LA Tech	12	67	4:59	FG	1:30/3rd	M17	Rooker 33 FG
LA Tech	9	86	2:33	TD	11:11/4th	M14	Mathers 7 run
LA Tech	7	58	2:35	TD	6:58/4th	M42	Mathers 3 run
LA Tech	5	75	1:20	TD	2:36/4th	M25	Lee 23 rec
North Texas	16	80	6:22	FG	12:58/2nd	M8	Rooker 25 FG
North Texas	8	25	1:54	FG	9:24/2nd	N42	Rooker 34 FG
North Texas	10	84	3:49	TD	:36/2nd	M11	Andrews 11 rec
North Texas	12	91	4:48	TD	3:14/3rd	M9	Lee 9 rec
North Texas	8	54	2:36	FG	14:05/4th	M27	Rooker 36 FG
North Texas	1	46	:11	TD	1:46/4th	N46	Mathers 46 run
WKU	8	54	3:28	FG	6:24/1st	M27	Rooker 36 FG
WKU	10	75	4:01	TD	13:28/2nd	M25	Mathers 2 run
WKU	11	51	3:53	FG	4:17/2nd	M25	Rooker 41 FG
WKU	6	75	1:15	TD	:31/2nd	M25	James 28 rec
WKU	12	96	4:48	TD	14:13/4th	M4	James 38 rec
WKU	9	60	4:11	FG	3:48/4th	M32	Rooker 25 FG
WKU	3	25	:00	TD	:00/OT1	W25	Mathers 3 run
WKU	6	25	:00	TD	:00/OT2	W25	Andrews 5 rec
Missouri	5	84	1:55	TD	11:00/1st	M16	Andrews 15 rec
Missouri	4	4	1:34	FG	7:57/1st	M226	Rooker 39 FG
Missouri	10	64	2:45	FG	2:43/1st	M25	Rooker 28 FG
Missouri	2	75	:27	TD	12:20/2nd	M25	Mathers 71 run
Missouri	8	80	3:13	TD	6:59/2nd	M20	James 56 rec
Missouri	1	7	:08	TD	1:32/2nd	M27	James 7 run
Missouri	9	75	2:10	TD	11:17/3rd	M25	Mathers 4 rec
Missouri	5	72	2:27	FG	6:17/4th	M40	Rooker 21 FG
FIU	5	75	1:19	TD	13:41/1st	M25	Lee 26 rec
FIU	3	74	:42	TD	11:04/1st	M26	Lee 19 rec
FIU	4	60	:53	TD	9:09/1st	M40	Mathers 9 run
FIU	6	43	2:45	TD	3:53/2nd	F43	James 15 rec
FIU	3	75	:47	TD	11:58/4th	M25	James 52 rec
FIU				TD	1:22/4th		Sanders 48 Int
UTSA	5	75	1:25	TD	8:47/1st	M25	Andrews 16 rec
UTSA	7	62	1:27	FG	:00/2nd	M25	Rooker 30 FG
UTSA	5	80	1:16	TD	11:37/3rd	M20	James 53 rec
UTSA	9	83	3:20	TD	7:11/4th	M17	West 1 run
Marshall	5	26	1:50	FG	6:33/1st	MU47	Rooker 38 FG
Marshall	8	79	4:15	TD	:25/1st	M21	Andrews 7 rec
Marshall	15	75	6:21	TD	2:56/2nd	M25	Mathers 1 run
Charlotte	9	75	3:40	TD	11:20/1st	M25	Lee 5 rec
Charlotte	8	76	3:22	TD	6:32/1st	M24	James 7 rec
Charlotte	7	80	2:25	TD	8:39/2nd	M20	Smith 6 rec
Charlotte	5	44	:36	FG	:18/2nd	M32	Rooker 41 FG
Charlotte	7	78	2:48	TD	4:12/3rd	M22	Smith 14 rec
Charlotte	4	77	1:02	TD	1:12/4th	M23	Lee 61 run
FAU	5	75	1:27	TD	9:55/1st	M25	James 49 rec
FAU	7	77	2:27	TD	5:20/1st	M23	James 16 run
FAU	5	90	1:58	TD	1:13/1st	M10	Mathers 44 run
FAU	4	71	1:10	TD	13:39/2nd	M29	James 11 run
FAU	7	73	2:54	TD	6:06/2nd	M27	Andrews 11 run
FAU	3	59	1:02	TD	:41/2nd	M41	Mathers 18 run
FAU	12	92	4:28	TD	9:17/3rd	M08	Andrews 5 run
FAU	6	75	1:43	TD	10:30/4th	M25	Mathers 8 run
FAU	1	3	:04	TD	9:28/4th	F3	James 3 run
FAU	5	75	1:48	TD	5:52/4th	M25	Andrews 1 run
FAU				TD	5:40/4th		Sanders 20 INT
Hawaii	4	74	1:26	TD	12:09/1st	M26	Mathers 20 run
Hawaii	2	70	:45	TD	9:46/1st	M30	James 51 rec
Hawaii	6	82	1:40	TD	1:41/2nd	M18	Lee 3 rec
Hawaii	7	75	1:55	TD	7:51/3rd	M25	Andrews 10 rec
Hawaii	3	55	1:15	TD	10:09/4th	M45	Lee 13 rec

SCORING DRIVES - OPPONENTS

OPPONENT	NO OF PLAYS	TOTAL YARDS	DRIVE TIME	SCORE TYPE	SCORE TIME/QTR	DRIVE START	SCORING PLAY
Vanderbilt	4	-1	1:18	FG	11:15/1st	M13	Openshaw 32 FG
Vanderbilt				Safety	7:15/1st		
Vanderbilt	6	30	2:37	TD	14:57/2nd	M30	Blasingame 3 run
Vanderbilt	3	7	:50	TD	10:42/2nd	M7	Webb 1 run
Vanderbilt	7	75	3:18	TD	1:46/2nd	V25	Webb 3 run
Vanderbilt	7	63	1:00	TD	:19/2nd	V37	Lipscomb 16 rec
Vanderbilt	4	54	1:48	TD	11:33/4th	V46	Blasingame 1 run
Vanderbilt	6	40	2:57	TD	2:32/4th	M40	Rivers 3 run
Bowling Green	4	21	:56	TD	8:17/1st	M21	Cleveland 1 run
Bowling Green	9	84	2:50	TD	3:56/1st	B16	Wilson 4 run
Bowling Green	1	1	:04	TD	13:14/2nd	M1	Wilson 1 run
LA Tech	2	92	:47	TD	12:54/1st	L8	Henderson 70 rec
LA Tech	18	79	6:03	FG	10:31/2nd	L18	Barnes 20 FG
LA Tech	12	63	4:41	FG	3:00/2nd	L5	Barnes 49 FG
LA Tech	6	61	:53	TD	:20/2nd	L39	Taylor 17 rec
LA Tech	11	80	5:45	TD	9:15/3rd	L20	Taylor 9 rec
LA Tech	8	82	3:02	TD	3:56/4th	L18	McKnight 1 run
North Texas	17	87	7:39	TD	7:21/1st	N13	Wilson 1 run
North Texas	10	51	2:20	TD	1:57/4th	N49	Smith 5 rec
WKU	7	51	3:55	FG	2:29/1 st	W25	Simcox 42 FG
WKU	12	60	5:18	TD	8:10/2nd	W40	Wales 1 run
WKU	6	72	2:31	TD	1:46/2nd	W28	Taylor 45 rec
WKU	4	32	:31	FG	:00/2nd	W33	Simcox 52 FG
WKU	9	86	3:32	TD	10:02/3rd	W14	Johnson 4 rec
WKU	10	77	1:26	FG	:05/4th	W22	Simcox 18 FG
WKU	1	25	:00	TD	:00/OT1	M25	Wales 25 run
WKU	6	25	:00	TD	:00/OT2	M25	Wales 1 run
Missouri	9	79	2:24	TD	5:28/1st	MZ21	Crockett 4 run
Missouri	9	75	1:49	TD	:54/1st	MZ25	Blanton 15 rec
Missouri	8	53	2:13	TD	12:47/2nd	MZ47	Crockett 4 run
Missouri	9	72	2:51	TD	4:02/2nd	MZ28	Crockett 2 run
Missouri	5	61	1:03	TD	13:27/3rd	MZ39	Crockett 21 run
Missouri	13	66	4:15	FG	14:14/4th	MZ30	McCann 21 FG
Missouri	10	75	1:47	TD	8:44/4th	MZ25	Wingo 17 rec
FIU	5	73	2:11	TD	6:58/1st	F27	Smith 27 rec
FIU	9	52	4:24	TD	1:42/1st	F48	Owens 10 rec
FIU	8	75	3:18	TD	:35/2nd	F25	McGough 7 run
FIU	12	78	5:51	TD	12:45/4th	F22	Owens 24 rec
FIU	13	81	6:15	TD	5:43/4th	F19	Jones 1 run
UTSA	11	66	4:48	TD	10:12/1st	U34	Williams 6 run
UTSA	5	43	2:30	TD	2:14/1st	M43	Rhodes 26 run
UTSA	15	70	6:55	TD	6:13/2nd	U30	Williams 2 run
UTSA	9	40	3:59	TD	1:27/2nd	M40	Stewart 16 rec
UTSA	2	39	:42	TD	10:55/3rd	M39	Williams 22 run
UTSA	7	49	3:10	TD	:52/3rd	M49	Sturm 1 run
UTSA	6	16	3:01	FG	4:10/4th	M37	Falcon 38 FG
Marshall	4	39	1:12	TD	12:36/1st	M39	Foster 3 run
Marshall	14	80	6:08	TD	9:17/2nd	MU20	Hunt 25 rec
Marshall	9	74	3:47	TD	11:13/3rd	MU26	Hunt 28 rec
Marshall	3	35	1:17	TD	13:23/4th	M35	Anderson 15 run
Marshall	3	31	1:00	TD	12:03/4th	M31	Knight 9 rec
Marshall	9	49	5:03	TD	6:24/4th	M49	Foster 22 rec
Charlotte	7	38	1:56	TD	13:12/2nd	M38	Klugh 16 run
Charlotte	11	55	3:45	TD	11:15/3rd	C45	Klugh 4 run
Charlotte	9	54	3:53	FG	:19/3rd	C25	Brewer 38 FG
Charlotte	12	61	3:51	TD	8:18/3rd	C39	Klugh 2 run
Charlotte	1	8	:06	TD	4:53/4th	M08	Kofa 8 rec
FAU	8	85	2:37	TD	11:42/1st	F15	Terry 13 rec
FAU	10	64	4:39	TD	9:00/2nd	F36	Singletary 9 run
FAU	11	75	4:23	TD	1:43/2nd	F25	Howell 2 run
FAU	5	72	1:40	TD	7:37/3rd	F28	Howell 30 run
FAU	5	62	1:13	TD	5:07/3rd	F38	Driskell 4 run
FAU	13	60	4:59	TD	12:13/4th	F40	Bussey 10 rec
FAU	5	61	1:48	TD	7:40/4th	F39	Singletary 1 run
FAU	10	52	3:04	TD	:03/4th	F48	Warren 1 run
Hawaii	1	18	:05	TD	4:09/1st	M18	Unga 18 rec
Hawaii	3	45	:22	TD	2:39/1st	M45	Lakalaka 1 run
Hawaii	8	80	4:01	TD	11:43/2nd	H20	Brown 2 run
Hawaii				TD	7:30/2nd		Henderson 68 INT
Hawaii	5	55	1:13	TD	:22/2nd	H45	Kemp 39 rec
Hawaii	8	53	3:32	FG	9:46/3rd	H40	Sanchez 23 FG
Hawaii	12	75	6:36	TD	1:15/3rd	H25	Unga 12 rec
Hawaii	11	84	6:33	TD	3:31/4th	H16	Collie 4 rec

Conference Champions: 1935, 1936, 1956, 1957, 1958, 1959, 1964, 1965, 1985, 1989, 1990, 1992, 2001, 2006

GAME-OPENING DRIVES

OPPONENT	Middle Tennessee			Opponents			OPPONENT	Middle Tennessee			Opponents		
	Pts.	1st Dns	Yds	Pts	1st Dns	Yds		Pts.	1st Dns	Yds	Pts	1st Dns	Yds
Alabama A&M	7	3	61	0	2	26	Alabama A&M	0	2	36	0	0	4
Vanderbilt	0	2	43	3	0	-1	Vanderbilt	0	1	15	0	1	7
Bowling Green	0	0	8	0	1	6	Bowling Green	7	1	78	0	2	57
LA Tech	0	0	13	7	1	92	LA Tech	7	3	75	7	5	80
North Texas	0	1	12	7	6	87	North Texas	0	1	19	0	0	8
WKU	3	3	54	0	2	48	WKU	0	2	34	7	3	86
Missouri	7	3	84	0	1	35	Missouri	0	0	-5	7	3	61
FIU	7	4	75	0	0	8	FIU	0	1	15	0	2	20
UTSA	7	2	75	7	3	66	UTSA	0	0	11	0	0	2
Marshall	0	1	14	7	2	39	Marshall	0	1	37	7	3	74
Charlotte	7	4	75	0	0	8	Charlotte	0	1	33	7	4	55
FAU	0	0	3	7	4	85	FAU	7	5	92	0	0	4
Hawaii	7	3	74	0	0	8	Hawaii	0	0	-3	3	1	53

DRIVES SUPERLATIVES

	Middle Tennessee	Opponent
Most Plays/Result	16/FG vs North Texas	18/FG by LA Tech
Most Yards/Result	96/TD vs WKU	92/TD by LA Tech
Most Time/Result	6:40/FG vs AAMU	7:39/TD by

THIRD DOWN CONVERSIONS

Date	Opponent	Score	Overall	1st Qtr	2nd Qtr	3rd Qtr	4th Qtr	OT Qtr
Sep 3	Alabama A&M	W 55-0	8-16 50.0%	1-1 100.0%	4-6 66.7%	1-4 25.0%	2-5 40.0%	
Sep 10	at Vanderbilt	L 24-47	10-19 52.6%	4-5 80.0%	3-6 50.0%	2-3 66.7%	1-5 20.0%	
Sep 17	at Bowling Green	W 41-21	7-14 50.0%	2-4 50.0%	3-5 60.0%	0-2 0.0%	2-3 66.7%	
Sep 24	LATECH	W 38-34	8-15 53.3%	2-6 33.3%	1-3 33.3%	2-3 66.7%	3-3 100.0%	
Oct 01	at North Texas	W 30-13	11-19 57.9%	2-3 66.7%	5-8 62.5%	4-5 80.0%	0-3 0.0%	
Oct 15	WKU	L 43-44	9-16 56.2%	1-2 50.0%	2-3 66.7%	2-4 50.0%	2-5 40.0%	2-2 100.0%
Oct 22	at Missouri	W 51-45	6-15 40.0%	2-5 40.0%	2-3 66.7%	1-4 25.0%	1-3 33.3%	
Oct 29	at FIU	W 42-35	2-8 25.0%	0-2 0.0%	2-3 66.7%	0-2 0.0%	0-1 0.0%	
Nov 5	UTSA	L 25-45	2-12 16.7%	1-2 50.0%	0-2 0.0%	0-4 0.0%	1-4 25.0%	
Nov 12	at Marshall	L 17-42	5-14 35.7%	1-4 25.0%	3-5 60.0%	1-2 50.0%	0-3 0.0%	
Nov 19	at Charlotte	W 38-31	4-15 26.7%	4-6 66.7%	0-3 0.0%	0-1 0.0%	0-5 0.0%	
Nov 26	FAU	W 77-56	6-10 60.0%	3-4 75.0%	1-1 100.0%	2-4 50.0%	0-1 0.0%	
Dec 24	at Hawai'i	L 35-52	4-11 36.4%	1-3 33.3%	2-3 66.7%	0-2 0.0%	1-3 33.3%	
	Middle Tennessee		82-184 44.6%	24-47 51.1%	28-51 54.9%	15-40 37.5%	13-44 29.5%	2-2 100.0%
	Opponents		81-210 38.6%	19-51 37.3%	29-57 50.9%	16-48 33.3%	17-54 31.5%	0-0 0.0%

RED ZONE

Opponent	Score	Times In RZ	Times Scored	Total Pts	TDs	Rush TDs	Pass TDs	FGs Made	FGA	Failed to Score Inside RZ				Half	Game
										Downs	Int	Fumb	0		
Alabama A&M	55-0	5	5	31	4	0	4	1	0	0	0	0	0	0	
Vanderbilt	24-47	4	3	21	3	0	3	0	0	1	0	0	0	0	
Bowling Green	41-21	5	4	27	4	2	2	0	1	0	0	0	0	0	
LA Tech	38-34	3	3	17	2	2	0	1	0	0	0	0	0	0	
North Texas	30-13	5	5	23	2	0	2	3	0	0	0	0	0	0	
WKU	43-44	6	5	26	3	2	1	2	0	0	1	0	0	0	
Missouri	51-45	6	6	34	4	1	3	2	0	0	0	0	0	0	
FIU	42-35	3	3	21	3	1	2	0	0	0	0	0	0	0	
UTSA	25-45	3	3	18	2	1	1	1	0	0	0	0	0	0	
Marshall	17-42	2	2	14	2	1	1	0	0	0	0	0	0	0	
Charlotte	38-31	4	4	28	4	0	4	0	0	0	0	0	0	0	
FAU	77-56	8	8	56	8	8	0	0	0	0	0	0	0	0	
Hawaii	35-52	5	4	28	4	1	3	0	0	1	0	0	0	0	
Totals		59	55	344	45	19	26	10	1	2	1	0	0	0	

55 of 59 (93.2%)

TURNOVERS

Takeaways (Fum/Int): 8/11
 Giveaways (Fum/Int): 6/15
 Difference: -2
Points Off Turnovers
 Middle Tennessee: 58
 Opponents: 81
Points Off Turnovers Per Game
 Middle Tennessee: 4.5
 Opponents: 6.2

KICKOFFS

Kickoffs: 93
 Touchbacks (pct): 25 (26.8)
 Out of Bounds: 3
 On-Side Kicks (No./Recovered by MT): 1/0
 Opponent Returns (No.-Yds/ Avg): 65-1365/21.0
 Opponent Touchdowns: 0

KICKOFF RETURNS

Kickoffs: 80
 Touchbacks (pct): 47 (58.8)
 Out of Bounds: 3
 On-Side Kicks (No./Recovered by MT): 2/0
 Opponent Returns (No.-Yds/ Avg): 30-569/19.0
 Opponent Touchdowns: 0

Conference Champions: 1956, 1957, 1958, 1959, 1964, 1965, 1985, 1989, 1990, 1992, 2001, 2006

MIDDLE TENNESSEE LONG PLAYS (30 or more yds)

Yards	Type	Player(s)	Opponent
*78	Pass	MATHERS, I. from STOCKSTILL, B.	Bowling Green
*71	Rush	MATHERS, I.	Missouri
63	Rush	STOCKSTILL, B.	Missouri
*61	Rush	LEE, Ty	Charlotte
58	INT	MINTER, Michael	FAU
*56	Pass	JAMES, Richie from STOCKSTILL, B.	Missouri
*53	Pass	JAMES, Richie from URZUA, John	UTSA
*53	Rush	MATHERS, I.	Bowling Green
*52	Pass	JAMES, Richie from STOCKSTILL, B.	FIU
*51	Pass	JAMES, Richie from STOCKSTILL, B.	Hawai'i
49	Pass	JAMES, Richie from STOCKSTILL, B.	Missouri
*49	Pass	JAMES, Richie from URZUA, John	FAU
*48	INT	SANDERS, DJ	FIU
48	Rush	MATHERS, I.	FAU
48	Pass	JAMES, Richie from URZUA, John	Marshall
48	Pass	MATHERS, I. from STOCKSTILL, B.	UTSA
*46	Rush	MATHERS, I.	North Texas
45	Pass	JAMES, Richie from URZUA, John	Charlotte
*44	Rush	MATHERS, I.	FAU
43	Pass	BLAIR, Ricky from URZUA, John	Alabama A&M
43	Rush	MATHERS, I.	FAU
*42	Pass	SMITH, Patrick from STOCKSTILL, B.	Alabama A&M
41	Rush	MATHERS, I.	WKU
41	Pass	JAMES, Richie from STOCKSTILL, B.	North Texas
40	Pass	JAMES, Richie from STOCKSTILL, B.	FIU
38	KR	ANDERSON, D.	FAU
*38	Rush	MATHERS, I.	LATECH
*38	Pass	JAMES, Richie from STOCKSTILL, B.	WKU
38	Pass	BROWN, Tyshawn from ANDREWS, Dennis	FAU
*37	Pass	MATHERS, I. from STOCKSTILL, B.	LATECH
36	Pass	JAMES, Richie from STOCKSTILL, B.	LATECH
36	Rush	JAMES, Richie	Charlotte
35	Pass	JAMES, Richie from STOCKSTILL, B.	North Texas
35	Pass	JAMES, Richie from ANDREWS, Dennis	FAU
34	Pass	ANDREWS, Dennis from STOCKSTILL, B.	Bowling Green
34	Pass	ANDREWS, Dennis from STOCKSTILL, B.	Hawai'i
34	Pass	JAMES, Richie from MATHERS, I.	FAU
33	KR	ANDERSON, D.	Vanderbilt
33	Rush	JAMES, Richie	FAU
33	Pass	JAMES, Richie from STOCKSTILL, B.	LATECH
*32	Rush	MATHERS, I.	Alabama A&M
31	Pass	JAMES, Richie from STOCKSTILL, B.	Hawai'i
30	Pass	LEE, Ty from URZUA, John	Charlotte

* touchdown scored on play

LONG PLAYS BY THE NUMBERS

Long Plays By Yards	No.	TD
100+	0	0
90-99	0	0
80-89	0	0
70-79	2	2
60-69	2	1
50-59	6	5
40-49	15	5
30-39	18	4
20-29	62	6

Long Plays By Type	No.	TD
Rushing	28	8

Passing	62	13
Punt returns	2	0
Kick returns	10	0
Interceptions	3	2
Fumble returns	0	0
Other	0	0
TOTAL	105	23

20-YARD PLUS BY PLAYER

Player	No.	TD	R	P	KR	PR	IR	FR
JAMES, Richie	35	7	7	25	1	2	0	0
MATHERS, I.	21	9	15	6	0	0	0	0
LEE, Ty	13	3	2	11	0	0	0	0
ANDERSON, D.	9	1	1	3	5	0	0	0
ANDREWS, Dennis	8	0	0	8	0	0	0	0
SMITH, Patrick	3	1	0	3	0	0	0	0
STOCKSTILL, B.	3	0	3	0	0	0	0	0
SANDERS, DJ	2	2	0	0	0	0	2	0
WEST, Terelle	2	0	0	0	2	0	0	0
WINDHAM, CJ	2	0	0	2	0	0	0	0
GARNETT, Ruben	2	0	0	0	2	0	0	0
BRUCE, Jocquez	1	0	0	1	0	0	0	0
BROWN, Tyshawn	1	0	0	1	0	0	0	0
BLAIR, Ricky	1	0	0	1	0	0	0	0
MINTER, Michael	1	0	0	0	0	0	1	0
TOTAL	105	23	28	62	10	2	3	0

LONGEST PLAYS OF THE YEAR

Rushing

71 MATHERS, I. vs Missouri (10/22/2016)

Rushing Touchdown

71 MATHERS, I. vs Missouri (10/22/2016)

Passing

78 MATHERS, I. from STOCKSTILL, B. vs Bowling Green (9/17/2016)

Passing Touchdown

78 MATHERS, I. from STOCKSTILL, B. vs Bowling Green (9/17/2016)

Punt Return

27 JAMES, Richie vs FIU (10/29/2016)

Kick Return

38 ANDERSON, D. vs FAU (11/26/2016)

Interception Return

58 MINTER, Michael vs FAU (11/26/2016)

Fumble Return

6 RHODES, Steven vs FIU (10/29/2016)

Punt

59 BONADIES, Matt vs Bowling Green (9/17/2016)

Field Goal

46 ROOKER, Canon vs Alabama A&M (9/3/2016)

Conference Champions: 1935, 1936, 1956, 1957, 1958, 1959, 1964, 1965, 1985, 1989, 1990, 1992, 2001, 2006

MIDDLE TENNESSEE SUPERLATIVES (Individual Game Highs)

Rushes	28	MATHERS, I. at Missouri (Oct 22, 2016)
Yards Rushing	215	MATHERS, I. at Missouri (Oct 22, 2016)
TD Rushes	3	MATHERS, I. at Bowling Green (Sep 17, 2016) MATHERS, I. vs LATECH (Sep 24, 2016) JAMES, Richie vs FAU (Nov 26, 2016) MATHERS, I. vs FAU (Nov 26, 2016) ANDREWS, Dennis vs FAU (Nov 26, 2016)
Long Rush	71	MATHERS, I. at Missouri (Oct 22, 2016)
Pass attempts	65	STOCKSTILL, B. at Vanderbilt (Sep 10, 2016)
Pass completions	42	STOCKSTILL, B. vs WKU (Oct 15, 2016)
Yards Passing	434	STOCKSTILL, B. vs WKU (Oct 15, 2016)
TD Passes	5	STOCKSTILL, B. vs Alabama A&M (Sept 3, 2016)
Long Pass	78	STOCKSTILL, B. at Bowling Green (Sep 17, 2016)
Receptions	16	JAMES, Richie vs WKU (Oct 15, 2016)
Yards Receiving	223	JAMES, Richie vs WKU (Oct 15, 2016)
TD Receptions	2	JAMES, Richie vs WKU (Oct 15, 2016) ANDREWS, Dennis at Missouri (Oct 22, 2016) JAMES, Richie at FIU (Oct 29, 2016) LEE, Ty at FIU (Oct 29, 2016) SMITH, Patrick at Charlotte (Nov 19, 2016)
Long Reception	78	MATHERS, I. at Bowling Green (Sep 17, 2016)
Field Goals	3	ROOKER, Canon at North Texas (Oct 01, 2016) ROOKER, Canon vs WKU (Oct 15, 2016) ROOKER, Canon at Missouri (Oct 22, 2016)
Long Field Goal	46	ROOKER, Canon vs Alabama A&M (Sept 3, 2016)
Punts	8	BONADIES, Matt at Charlotte (Nov 19, 2016)
Punting Avg	44.4	BONADIES, Matt vs LATECH (Sep 24, 2016)
Long Punt	59	BONADIES, Matt at Bowling Green (Sep 17, 2016)
Punts inside 20	4	BONADIES, Matt at Bowling Green (Sep 17, 2016) BONADIES, Matt vs LATECH (Sep 24, 2016)
Long Punt Return	27	JAMES, Richie at FIU (Oct 29, 2016)
Long Kickoff Return	38	ANDERSON, D. vs FAU (Nov 26, 2016)
Tackles	18	DALE, Alex at Missouri (Oct 22, 2016)
Sacks	2.0	LIGGINS, D. vs Alabama A&M (Sept 3, 2016) RHODES, Steven at Charlotte (Nov 19, 2016)
Tackles For Loss	2.0	LIGGINS, D. vs Alabama A&M (Sept 3, 2016) MCBRIDE, Jimal at Vanderbilt (Sep 10, 2016) SANDERS, DJ at Bowling Green (Sep 17, 2016) HUFF, Shaquille at Bowling Green (Sep 17, 2016) RHODES, Steven at North Texas (Oct 01, 2016) FELTON, Raynard vs WKU (Oct 15, 2016) RHODES, Steven at Charlotte (Nov 19, 2016) CUTRER, Jeremy vs FAU (Nov 26, 2016)
Interceptions	2	CUTRER, Jeremy vs FAU (Nov 26, 2016)

TEAM GAME HIGHS

Rushes	57	vs FAU (Nov 26, 2016)
Yards Rushing	495	vs FAU (Nov 26, 2016)
Yards Per Rush	8.7	vs FAU (Nov 26, 2016)
TD Rushes	9	vs FAU (Nov 26, 2016)
Pass attempts	65	at Vanderbilt (Sep 10, 2016)
Pass completions	42	vs WKU (Oct 15, 2016)
Yards Passing	435	vs Alabama A&M (Sept 3, 2016)
Yards Per Pass	16.4	vs FAU (Nov 26, 2016)
TD Passes	6	vs Alabama A&M (Sept 3, 2016)
Total Plays	93	vs Alabama A&M (Sept 3, 2016)
Total Offense	757	vs FAU (Nov 26, 2016)
Yards Per Play	10.4	vs FAU (Nov 26, 2016)
Points	77	vs FAU (Nov 26, 2016)
Sacks By	4	vs Alabama A&M (Sept 3, 2016) at North Texas (Oct 01, 2016)
First Downs	35	vs Alabama A&M (Sept 3, 2016)
Penalties	9	vs Alabama A&M (Sept 3, 2016) at Vanderbilt (Sep 10, 2016) at North Texas (Oct 01, 2016) at Missouri (Oct 22, 2016)
Penalty Yards	92	at Vanderbilt (Sep 10, 2016)
Turnovers	4	vs UTSA (Nov 5, 2016) at Marshall (Nov 12, 2016)
Interceptions By	4	vs FAU (Nov 26, 2016)
Punts	8	at Charlotte (Nov 19, 2016)
Punting Avg	44.4	vs LATECH (Sep 24, 2016)
Long Punt	59	at Bowling Green (Sep 17, 2016)
Punts inside 20	4	at Bowling Green (Sep 17, 2016) vs LATECH (Sep 24, 2016)
Long Punt Return	27	at FIU (Oct 29, 2016)

OPPONENT INDIVIDUAL GAME HIGHS

Rushes	29	Ralph Webb, at Vanderbilt (Sep 10, 2016) Crockett, D. at Missouri (Oct 22, 2016) SINGLETERY, D. vs FAU (Nov 26, 2016)
Yards Rushing	235	SINGLETERY, D. vs FAU (Nov 26, 2016)
TD Rushes	4	Crockett, D. at Missouri (Oct 22, 2016)
Long Rush	50	SINGLETERY, D. vs FAU (Nov 26, 2016)
Pass attempts	59	HIGGINS, Ryan, vs LATECH (Sep 24, 2016)
Pass completions	36	HIGGINS, Ryan, vs LATECH (Sep 24, 2016)
Yards Passing	504	HIGGINS, Ryan, vs LATECH (Sep 24, 2016)
TD Passes	4	LITTON, Chase, at Marshall (Nov 12, 2016)
Long Pass	70	HIGGINS, Ryan, vs LATECH (Sep 24, 2016)
Receptions	17	TAYLOR, Trent, vs LATECH (Sep 24, 2016)
Yards Receiving	210	TAYLOR, Trent, vs LATECH (Sep 24, 2016)
TD Receptions	2	TAYLOR, Trent, vs LATECH (Sep 24, 2016) OWENS, Thomas, at FIU (Oct 29, 2016) HUNT, Justin, at Marshall (Nov 12, 2016)
Long Reception	70	HENDERSON, C., vs LATECH (Sep 24, 2016)
Field Goals	3	SIMCOX, Skyler, vs WKU (Oct 15, 2016)
Long Field Goal	52	SIMCOX, Skyler, vs WKU (Oct 15, 2016)
Punts	13	Nick Carden, vs Alabama A&M (Sept 3, 2016)
Punting Avg	51.6	KEENA, Eric, at North Texas (Oct 01, 2016)
Long Punt	68	KEENA, Eric, at North Texas (Oct 01, 2016)
Punts inside 20	4	KEENA, Eric, at North Texas (Oct 01, 2016)
Long Punt Return	18	OWENS, Thomas, at FIU (Oct 29, 2016)
Long Kickoff Return	63	WHYTE, Kerrith, vs FAU (Nov 26, 2016)
Tackles	13	BROWN, Keith, vs WKU (Oct 15, 2016) NEELY, Corey, at Marshall (Nov 12, 2016)
Sacks	2.0	Bass, vs UTSA (Nov 5, 2016)
Tackles For Loss	2.0	Allijah Jordan, vs Alabama A&M (Sept 3, 2016) FERGUSON, J., vs LATECH (Sep 24, 2016) Bass, vs UTSA (Nov 5, 2016) LUCAS, Daquan, at Charlotte (Nov 19, 2016)
Interceptions	1	Devonte Simon, vs Alabama A&M (Sept 3, 2016) Mike Mills, vs Alabama A&M (Sept 3, 2016) Oren Burks, at Vanderbilt (Sep 10, 2016) MACK, Alfonso, at Bowling Green (Sep 17, 2016) MCCLAIN, K., at North Texas (Oct 01, 2016) BROWN, Keith, vs WKU (Oct 15, 2016) Egwuagu, vs UTSA (Nov 5, 2016) Davis, vs UTSA (Nov 5, 2016) Moore, vs UTSA (Nov 5, 2016) NEELY, Corey, at Marshall (Nov 12, 2016) RICHARDSON, T., at Marshall (Nov 12, 2016) COOK, Nick, at Charlotte (Nov 19, 2016) LUCAS, Daquan, at Charlotte (Nov 19, 2016)

OPPONENT TEAM GAME HIGHS

Rushes	64	at Missouri (Oct 22, 2016)
Yards Rushing	348	at Missouri (Oct 22, 2016)
Yards Per Rush	5.6	vs FAU (Nov 26, 2016)
TD Rushes	6	vs FAU (Nov 26, 2016)
Pass attempts	59	vs LATECH (Sep 24, 2016)
Pass completions	36	vs LATECH (Sep 24, 2016)
Yards Passing	504	vs LATECH (Sep 24, 2016)
Yards Per Pass	9.8	vs WKU (Oct 15, 2016)
TD Passes	4	at Marshall (Nov 12, 2016)
Total Plays	104	at Missouri (Oct 22, 2016)
Total Offense	629	at Missouri (Oct 22, 2016)
Yards Per Play	6.8	vs WKU (Oct 15, 2016)
Points	56	vs FAU (Nov 26, 2016)
Sacks By	5	vs UTSA (Nov 5, 2016)
First Downs	36	at Missouri (Oct 22, 2016)
Penalties	13	at Missouri (Oct 22, 2016)
Penalty Yards	114	at Missouri (Oct 22, 2016)
Turnovers	4	at Bowling Green (Sep 17, 2016) vs FAU (Nov 26, 2016)
Interceptions By	3	vs UTSA (Nov 5, 2016)
Punts	13	vs Alabama A&M (Sept 3, 2016)
Punting Avg	51.6	at North Texas (Oct 01, 2016)
Long Punt	68	at North Texas (Oct 01, 2016)
Punts inside 20	4	at North Texas (Oct 01, 2016)
Long Punt Return	18	at FIU (Oct 29, 2016)

THE LAST TIME ...

MIDDLE TENNESSEE

SHUT OUT AN OPPONENT: September 3, 2016, vs Alabama A&M. Score: 55-0
HAD AN OFFENSIVE DRIVE OF 90 OR MORE YARDS: November 26, 2016 vs FAU (92 yards, TD)
RUSHED FOR MORE THAN 300 YARDS: November 26, 2016, vs FAU (495 yards)
RUSHED FOR MORE THAN 400 YARDS: November 26, 2016, vs FAU (495 yards)
PASSED FOR MORE THAN 300 YARDS: December 24, 2016, vs Hawaii (432 yards)
HAD MORE THAN 500 YARDS TOTAL OFFENSE: December 26, 2016, vs Hawaii (542 yards)
HAD MORE THAN 600 YARDS TOTAL OFFENSE: November 26, 2016, vs FAU (757 yards)
SCORED MORE THAN 50 POINTS: November 26, 2016, vs FAU (77 points)
SCORED ON ITS FIRST PLAY FROM SCRIMMAGE: August 29, 2013 vs Western Carolina (Jordan Parker 65-yard run)
FAILED TO HAVE AT LEAST 150 YARDS OF TOTAL OFFENSE: September 15, 2007 vs LSU (90 yards)
FAILED TO RUSH FOR MORE THAN 100 YARDS: November 12, 2016 vs Marshall (25 carries, 63 yards)
FAILED TO PASS FOR MORE THAN 100 YARDS: November 29, 2014 vs UTEP (99 yards)
HELD AN OPPONENT TO LESS THAN 100 YARDS RUSHING: October 1, 2016, vs North Texas (5 yards)
HELD AN OPPONENT TO LESS THAN 100 YARDS PASSING: September 3, 2016, vs Alabama A&M (54 yards)
HELD AN OPPONENT TO LESS THAN 200 YARDS TOTAL OFFENSE: September 3, 2016, vs Alabama A&M (146 yards)
HELD AN OPPONENT TO LESS THAN 300 YARDS TOTAL OFFENSE: September 3, 2016, vs Alabama A&M (146 yards)
RETURNED A KICKOFF FOR A TOUCHDOWN: November 1, 2012 vs WKU (Reggie Whatley - 96 yards)
RETURNED OPENING KICKOFF FOR A TOUCHDOWN: October 6, 2006 vs Louisville (Damon Nickson - 88 yards)
RETURNED A PUNT FOR A TOUCHDOWN: September 26, 2014 vs ODU (Kevin Byard - 76 yards)
RETURNED A BLOCKED PUNT FOR A TOUCHDOWN: October 24, 2013 vs Marshall (Chris Brown - 3 yards)
BLOCKED AN OPPONENT PUNT: September 10, 2016 vs Vanderbilt (Malik Manceli)
BLOCKED A FIELD GOAL: November 19, 2016 vs Charlotte (DJ Sanders)
RETURNED BLOCKED FIELD GOAL FOR A TOUCHDOWN: September 5, 2015 vs Jackson State (Jamarcus Howard - 63 yards)
RETURNED A PASS INTERCEPTION FOR A TOUCHDOWN: Nov. 26, 2016, vs FAU (DJ Sanders - 20 yards)
RETURNED A FUMBLE FOR A TOUCHDOWN: August 30, 2014 vs Savannah State (Trey Wafford - 20 yards)
SCORED A SAFETY: September 26, 2015, vs Illinois
SCORED A 2-POINT CONVERSION: November 5, 2016 vs UTSA (CJ Windham pass from John Urzua)
SCORED A TD ON OFFENSE, DEFENSE AND SPECIAL TEAMS: August 30, 2014 vs Savannah State
SCORED ON GAMES FINAL PLAY FOR WIN: October 24, 2013 vs Marshall (9-yard TD reception by Tavarres Jefferson 0:00 on clock) Final Score: MT 51, Marshall 49
PLAYER RUSHED FOR MORE THAN 100 YARDS: November 26, 2016, FAU (I'Tavius Mathers - 213; Richie James - 207)
TWO PLAYERS RUSHED FOR MORE THAN 100 YARDS: November 26, 2016, FAU (I'Tavius Mathers - 213; Richie James - 207)
TWO PLAYERS RUSHED FOR MORE THAN 200 YARDS: November 26, 2016, FAU (I'Tavius Mathers - 213; Richie James - 207)
PLAYER RUSHED FOR MORE THAN 200 YARDS: November 26, 2016, FAU (I'Tavius Mathers - 213; Richie James - 207)
PLAYER HAD 100 OR MORE YARDS RECEIVING: December 24, 2016, vs FAU (Richie James - 162 yards)
PLAYER HAD 100 YARDS RUSHING AND 100 YARDS RECEIVING: November 26, 2016 vs FAU (Richie James - 207 rushing, 120 receiving)
PLAYER HAD 200 YARDS RUSHING AND 100 YARDS RECEIVING: November 26, 2016 vs FAU (Richie James - 207 rushing, 120 receiving)
TWO PLAYERS HAD 100 OR MORE RECEIVING YARDS: December 24, 2016, vs Hawaii (Richie James - 162 yards, Ty Lee - 100 yards)
HAD 300-YD PASSER, 100-YD RECEIVER, 100-YD RUSHER: October 15, 2016 (Brent Stockstill 434 passing, Richie James 223 receiving, I'Tavius Mathers 143 rushing)
PLAYED AN OVERTIME GAME: October 15, 2016 vs WKU (WKU 44, MT 43; 2 OT)

OPPONENT

MIDDLE TENNESSEE WAS SHUT OUT: December 1, 2012 vs Arkansas State. Score: 45-0
RUSHED FOR MORE THAN 250 YARDS: November 26, 2016 by FAU (299 yards)
RUSHED FOR MORE THAN 400 YARDS: December 3, 2011, by North Texas (464 yards)
PASSED FOR MORE THAN 300 YARDS: October 15, 2016, by WKU (391 yards)
PASSED FOR MORE THAN 400 YARDS: September 24, 2016, by LA Tech (504 yards)
HAD MORE THAN 500 YARDS TOTAL OFFENSE: December 24, 2016, by Hawaii (500 yards)
HAD MORE THAN 600 YARDS TOTAL OFFENSE: October 22, 2016, by Missouri (629 yards)
HELD MT TO LESS THAN 100 YARDS OF TOTAL OFFENSE: September 15, 2007 vs LSU (90 yards)
HELD MT TO LESS THAN 50 TOTAL RUSHING YARDS: October 24, 2015, LA Tech (33 yards)
HELD MT TO LESS THAN 100 TOTAL PASSING YARDS: November 29, 2014 vs UTEP (99 yards)
SCORED 50 POINTS: December 24, 2016 by Hawaii: Score: 52-35
RETURNED A KICKOFF FOR A TOUCHDOWN: September 19, 2015, by Charlotte (Uriah LeMay - 48 yards)
RETURNED A PUNT FOR A TOUCHDOWN: September 27, 2013, by BYU (JD Falslev - 71 yards)
SCORED ON A KICKOFF AND PUNT RETURN IN SAME GAME: September 5, 2009, by Clemson
RETURNED A BLOCKED PUNT FOR A TOUCHDOWN: Sept. 26, 2015, Illinois (C. Fejedelem)
BLOCKED A PUNT: September 26, 2015, Illinois (Caleb Day)
BLOCKED A FIELD GOAL: October 12, 2013, by North Texas (Zach Orr)
BLOCKED A PAT: October 15, 2016 by WKU
RETURNED A PASS INTERCEPTION FOR A TOUCHDOWN: December 24, 2016, by Hawaii (Trayvon Henderson - 68 yards)
RETURNED A FUMBLE FOR A TOUCHDOWN: September 20, 2014, vs Memphis (Bobby McCain - 59 yards)
SCORED A SAFETY: September 10, 2016 by Vanderbilt
SCORED A TWO-POINT CONVERSION: November 19, 2016 (Charlotte)
PLAYER RUSHED FOR 100 YARDS: December 24, 2016, Hawaii (D. Saint Juste - 170 yards)
HAD OVER 130 YARDS IN PUNT RETURNS: September 5, 2009, by Clemson (5-135 yards)

Conference Champions: 1935, 1936, 1956, 1957, 1958, 1959, 1964, 1965, 1985, 1989, 1990, 1992, 2001, 2006

2016 PARTICIPATION CHART

No.	Name	GP/GS	AAMU	VU	BG	LT	UNT	WKU	MIZZ	FIU	UTSA	MU	CHA	FAU	Hawaii
91	AKINS, Justin	13/-	XXX	XXX	XXX	XXX	XXX	XXX	XXX	XXX	XXX	XXX	XXX	XXX	XXX
25	ANDERSON, D.	10/2	XXX	START	XXX	XXX	XXX	XXX	XXX	XXX	XXX	START
20	ANDREWS, Dennis	13/10	XXX	XXX	START	START	START	START	START	XXX	START	START	START	START	START
74	BEHANAN, Robert	13/2	XXX	XXX	XXX	XXX	XXX	XXX	XXX	XXX	XXX	XXX	START	START	XXX
87	BLAIR, Ricky	3/-	XXX	...	XXX	XXX
9A	BONADIES, Matt	13/-	XXX	XXX	XXX	XXX	XXX	XXX	XXX	XXX	XXX	XXX	XXX	XXX	XXX
73	BREWER, C.	13/13	START	START	START	START	START	START	START	START	START	START	START	START	START
16	BROOKS, Khalil	13/-	XXX	XXX	XXX	XXX	XXX	XXX	XXX	XXX	XXX	XXX	XXX	XXX	XXX
23	BROWN, Chris	9/-	XXX	XXX	XXX	XXX	XXX	XXX	XXX	XXX	XXX
34	BROWN, Tyshawn	12/-	XXX	XXX	XXX	...	XXX	XXX	XXX	XXX	XXX	XXX	XXX	XXX	XXX
5	BRUCE, Jocquez	1/-	XXX
3A	CARDWELL, Jim	11/-	XXX	XXX	XXX	...	XXX	XXX	XXX	...	XXX	XXX	XXX	XXX	XXX
63	CHESTER, Josh	13/13	START	START	START	START	START	START	START	START	START	START	START	START	START
42	CLEMONS, Ty	3/-	XXX	XXX	...	XXX	XXX
39	CRAIG, Dale	11/-	XXX	XXX	XXX	XXX	XXX	XXX	XXX	XXX	XXX	XXX	XXX
8	CUTRER, Jeremy	13/11	START	START	START	START	START	START	XXX	XXX	START	START	START	START	START
22	DALE, Alex	10/8	START	START	START	START	START	START	START	...	XXX	XXX	START
86	DUCKSWORTH, R.	2/-	XXX	XXX
53	EADS, William	13/-	XXX	XXX	XXX	XXX	XXX	XXX	XXX	XXX	XXX	XXX	XXX	XXX	XXX
45	EVANS, Deontay	12/-	XXX	XXX	XXX	XXX	XXX	XXX	XXX	XXX	XXX	XXX	XXX	XXX	...
97	FELTON, Raynard	13/4	XXX	XXX	XXX	START	START	START	XXX	START	XXX	XXX	XXX	XXX	XXX
13	FRAZIER, D.	1/1	START
27	GARNETT, Ruben	13/-	XXX	XXX	XXX	XXX	XXX	XXX	XXX	XXX	XXX	XXX	XXX	XXX	XXX
59	HALE, Chris	11/10	START	XXX	START	START	START	START	START	START	START	START	START
75	HAMILTON, Lucas	13/-	XXX	XXX	XXX	XXX	XXX	XXX	XXX	XXX	XXX	XXX	XXX	XXX	XXX
33	HARGES, Myles	10/8	START	START	XXX	START	START	START	START	START	START	XXX
30	HARRIS, Darius	13/7	START	START	START	START	START	START	XXX	XXX	XXX	XXX	XXX	XXX	START
68	HARRIS, Luke	2/-	XXX	XXX
38	HAWKINS, Malik	11/1	XXX	XXX	START	XXX	XXX	XXX	XXX	XXX	XXX	XXX	XXX
28	HEARD, D.	7/-	XXX	XXX	XXX	XXX	XXX	XXX	XXX
44	HERROD, J.	1/-	XXX
51	HUFF, Shaquille	13/13	START	START	START	START	START	START	START	START	START	START	START	START	START
3	JAMES, Richie	13/13	START	START	START	START	START	START	START	START	START	START	START	START	START
55	JOHNSON, Carlos	10/9	START	START	START	XXX	START	START	START	START	START	START
43	JONES, Jahmal	13/2	XXX	START	XXX	START	XXX	XXX	XXX	XXX	XXX	XXX	XXX	XXX	XXX
2A	KELLEY, Robert	11/-	XXX	XXX	XXX	XXX	XXX	XXX	XXX	XXX	XXX	XXX	XXX
24	LEE, Ty	13/11	START	START	START	START	XXX	START	START	START	START	XXX	START	START	START
85	LIGGINS, D.	13/-	XXX	XXX	XXX	XXX	XXX	XXX	XXX	XXX	XXX	XXX	XXX	XXX	XXX
48	LINDER, Max	13/2	XXX	XXX	XXX	XXX	START	XXX	XXX	XXX	XXX	START	XXX	XXX	XXX
93	MANCIEL, Malik	12/-	XXX	XXX	XXX	XXX	XXX	...	XXX	XXX	XXX	XXX	XXX	XXX	XXX
4	MATHERS, I.	13/12	START	START	START	START	START	START	XXX	START	START	START	START	START	START
99	MCBRIDE, Jimal	12/9	START	START	START	...	XXX	XXX	XXX	XXX	START	START	START	START	START
32	MELTON, Chris	13/10	XXX	XXX	XXX	START	START	START	START	START	START	START	START	START	START
6	MINTER, Michael	13/13	START	START	START	START	START	START	START	START	START	START	START	START	START
7	MOFFATT, J.	13/12	START	START	START	START	START	START	START	START	START	START	START	START	XXX
95	PHILPOTS, Trae	9/-	XXX	...	XXX	...	XXX	XXX	XXX	XXX	XXX	XXX	XXX
29	RANDOLPH, D.	13/6	XXX	XXX	XXX	XXX	XXX	XXX	XXX	START	START	START	START	START	START
94	RENDER, Tyshun	13/-	XXX	XXX	XXX	XXX	XXX	XXX	XXX	XXX	XXX	XXX	XXX	XXX	XXX
49	RHODES, Steven	13/13	START	START	START	START	START	START	START	START	START	START	START	START	START
65	ROGERS, Hunter	12/1	XXX	XXX	...	XXX	XXX	XXX	XXX	XXX	XXX	START	XXX	XXX	XXX
15	ROOKER, Canon	13/-	XXX	XXX	XXX	XXX	XXX	XXX	XXX	XXX	XXX	XXX	XXX	XXX	XXX
57	ROTH, Jonathan	9/2	XXX	...	XXX	XXX	START	XXX	XXX	XXX	XXX	START
31	SANDERS, DJ	13/13	START	START	START	START	START	START	START	START	START	START	START	START	START
56	SHAKIR, M.	13/13	START	START	START	START	START	START	START	START	START	START	START	START	START
18	SMITH, Jevontey	8/-	XXX	XXX	XXX	XXX	XXX	XXX	XXX	XXX
37	SMITH, Patrick	12/10	START	START	START	START	XXX	START	START	START	START	XXX	START	START	...
83	SMITH, Sean	9/-	XXX	...	XXX	XXX	XXX	XXX	XXX	...	XXX	...	XXX	XXX	...
66	STEPHENS, D.	13/13	START	START	START	START	START	START	START	START	START	START	START	START	START
12	STOCKSTILL, B.	10/10	START	START	START	START	START	START	START	START	START	START
26	THOMAS, Kamani	11/-	XXX	XXX	XXX	XXX	XXX	XXX	XXX	XXX	XXX	XXX	XXX
70	TRENT, Conner	6/-	XXX	XXX	XXX	XXX	XXX	XXX
9	UPTON, Isiah	11/-	XXX	...	XXX	XXX	XXX	XXX	XXX	XXX	XXX	XXX	...	XXX	XXX
1A	URZUA, John	5/3	XXX	XXX	START	START	START	...
47	WALKER, Tristan	13/-	XXX	XXX	XXX	XXX	...	XXX	XXX	XXX	XXX	XXX	XXX	XXX	XXX
46	WALKER, Vernon	12/-	XXX	XXX	XXX	XXX	XXX	XXX	XXX	...	XXX	XXX	XXX	XXX	XXX
2	WARD, C.	12/2	XXX	XXX	XXX	...	XXX	XXX	START	START	XXX	XXX	XXX	XXX	XXX
35	WEST, Terelle	11/1	XXX	XXX	XXX	START	XXX	XXX	XXX	XXX	XXX	XXX
41	WILSON, Azar	11/-	XXX	XXX	XXX	XXX	XXX	...	XXX	XXX	...	XXX	XXX	XXX	XXX
81	WINDHAM, CJ	13/1	XXX	XXX	XXX	XXX	XXX	XXX	XXX	START	XXX	XXX	XXX	XXX	XXX

INDIVIDUAL CAREER-HIGHS

1 Shane Tucker

Most Rushing Attempts.....	25 vs FAU, 2015
Most Rushing Yds.....	103 vs USM, 2013; FAU, 2015
Most Ru shing TDs.....	2 vs FIU USM, 2013; UTEP, 2014
Longest Run	48 vs FIU, 2013
Most Receptions.....	6 vs USM, 2014
Most Receiving Yards.....	78 vs USM, 2014
Longest Reception.....	52 vs WKU, 2014

2 Charvarius Ward

Most Tackles	5 vs UNT, Marshall, 2016
Most Solo Tackles.....	3 vs WKU, 2016
Most Tackles for Loss.....	TBD
Most Pass Breakups.....	1, three times
Most Interceptions.....	1 vs BG, UTSA, 2016
Forced Recovery.....	1 vs Bowling Green, 2016

3 Richie James

Most Pass Receptions.....	16 vs WKU, 2016
Most Yards Receiving.....	223 vs WKU, 2015
Longest Reception	69 vs FAU, 2015
Most TD Receptions.....	2, five times
Rushing Yards.....	207 vs FAU, 2016
Rushing Attempts.....	22 vs FAU, 2016
Rushing TDs.....	3 vs FAU, 2016

4 OJ Johnson

Most Tackles	0
Most Solo Tackles.....	0
Most Tackles for Loss.....	0
Most Pass Breakups.....	0
Most Interceptions.....	0
Forced Fumble.....	0
Fumble Recovery.....	0

5 Jocquez Bruce

Most Pass Receptions.....	2 vs Hawaii, 2016
Most Yards Receiving.....	31 vs Hawaii, 2016
Longest Reception	28 vs Hawaii, 2016
Most TD Receptions.....	0

6 Mike Minter

Most Tackles	16 vs Marshall, 2015
Most Solo Tackles.....	13.0 vs Marshall, 2015
Most Tackles for Loss.....	2.0 vs UTSA, 2015
Most Pass Breakups.....	3 vs MU, 2015; LT, 2016
Quarterback Sacks.....	1 vs Vandy, 2015
Most Interceptions.....	1, three times
Forced Fumble.....	1 vs Vandy, 2015
Fumble Recovery.....	1 vs LA Tech, 2016

7 Jovante Moffatt

Most Tackles	10 vs Marshall, 2016
Most Solo Tackles.....	6 vs Vandy, 2016
Most Tackles for Loss.....	1.0 vs Vandy, 2016
Most Pass Breakups.....	1 vs WKU, FIU, MU, 2016
Most Interceptions.....	0
Forced Fumble.....	0

8 Ty Lee

Most Pass Receptions.....	10 vs Hawaii, 2016
Most Yards Receiving.....	100 vs FIU, Hawaii, 2016
Longest Reception	30 vs Charlotte, 2016
Most TD Receptions.....	2 vs FIU, Hawaii, 2016
Long Run.....	61 vs Charlotte, 2016
Most Rushing Yards.....	68 vs Charlotte, 2016

9 Isiah Upton

Most Pass Receptions.....	3 vs UNT, 2016
Most Yards Receiving.....	14 vs BG, 2016
Longest Reception	14 vs BG, 2016
Most TD Receptions.....	TBD

11 Peter Bailey

Most Tackles	1.5 vs JSU, 2015
Most Solo Tackles.....	1, three times, 2015
Most Tackles for Loss.....	0
Most Pass Breakups.....	0
Most Interceptions.....	0
Forced Fumbles.....	0
Fumble Recovery.....	0

11 Brad Anderson

Most Rushing Attempts.....	0
Most Rushing Yds.....	0
Most Ru shing TDs.....	0
Longest Run	0
Most Receptions.....	0
Most Receiving Yards.....	0
Longest Reception.....	0

12 Brent Stockstill

Most Pass Attempts.....	65 vs Vandy, 2016
Most Pass Completions.....	42 vs WKU, 2016
Most Passing Yards.....	434 vs WKU, 2016
Most TD Passes.....	5, twice
Longest Completion	76 vs Charlotte, 2015
Most Rushing Attempts.....	9, twice
Most Rushing Yards.....	81 vs Missouri, 2016
Most Rushing TDs.....	1 vs FIU, 2015
Longest Run	63 vs Missouri 2016

13 Tyrese Johnson

Most Pass Receptions.....	0
Most Yards Receiving.....	0
Longest Reception	0
Most TD Receptions.....	0

15 Canon Rooker

Most Field Goals.....	3, three times
Longest FG	46 vs AAMU, 2016
Most Points.....	15 vs Missouri, 2016
Consecutive PATs.....	37 (current), 2016

16 Khalil Brooks

Most Tackles	5 vs FIU, Charlotte, FAU, 2016
Most Solo Tackles.....	4 vs FAU, 2016
Most Tackles for Loss.....	1.0 vs LT, 2016
Most QB Sacks.....	0.5 vs AAMU, 2016
Pass Breakups.....	2 vs Missouri, 2016
Forced Fumble.....	0

17 Kylan Stribling

Most Tackles	0
Most Solo Tackles.....	0
Most Tackles for Loss.....	0
Most Pass Breakups.....	0
Most Interceptions.....	0
Forced Fumble.....	0
Fumble Recovery.....	0

19 John Urzua

Most Pass Attempts.....	44 vs Charlotte, 2016
Most Pass Completions.....	26 vs Charlotte, 2016
Most Passing Yards.....	250 vs Charlotte, 2016
Most TD Passes.....	4 vs Charlotte, 2016
Longest Completion	53 vs UTSA, 2016

21 Justin Brown

Most Tackles	0
Most Solo Tackles.....	0
Most Tackles for Loss.....	0
Most Pass Breakups.....	0
Most Interceptions.....	0
Forced Fumble.....	0
Fumble Recovery.....	0

22 Alex Dale

Most Tackles	18 vs Missouri, 2016
Most Solo Tackles.....	13 vs Missouri, 2016
Most Pass Breakups.....	2 vs USM, 2014
Quarterback Sacks.....	1 vs Charlotte, 2015
Forced Fumble.....	1, four times
Interceptions.....	1, twice

23 Wesley Bush

Most Tackles	0
Most Solo Tackles.....	0
Most Tackles for Loss.....	0
Most Pass Breakups.....	0
Most Interceptions.....	0
Forced Fumble.....	0
Fumble Recovery.....	0

25 Desmond Anderson

Most Rushing Attempts.....	29 vs FIU, 2015
Most Rushing Yards.....	144 vs FIU, 2015
Most Rushing TDs.....	3 vs FIU, 2015
Longest Run	20 vs Marshall, 2015
Most Pass Receptions.....	3 vs AAMU, 2016
Most Yards Receiving.....	42 vs Marshall, 2015
Longest Reception.....	42 vs Marshall, 2015

27 Ruben Garnett

Most Rushing Attempts.....	10 vs Jackson St., 2015
Most Rushing Yards.....	45 vs Jackson St., 2015
Most Rushing TDs.....	1 vs Jackson St., 2015
Longest Run	13 vs Jackson St., 2015
Most Pass Receptions.....	2 vs AAMU, 2016
Most Yards Receiving.....	13 vs AAMU, 2016
Longest Reception	15 vs AAMU, 2016

28 Maurice Gordon

Most Rushing Attempts.....	0
Most Rushing Yards.....	0
Most Rushing TDs.....	0
Longest Run	0
Most Pass Receptions.....	0
Most Yards Receiving.....	0
Longest Reception	0

29 Darryl Randolph

Most Tackles	15 vs Marshall, 2016
Most Solo Tackles.....	6 vs UTSA, Marshall, 2016
Most Tackles for Loss.....	1.0 vs BG, Marshall, 2016
Most Pass Breakups.....	1, four times
Most Interceptions.....	TBD

30 Darius Harris

Most Tackles	12 vs Vandy, 2016
Most Solo Tackles.....	7 vs LT, Hawaii, 2016
Most QB Sacks.....	1.0 vs Hawaii, 2016
Most Tackles for Loss.....	3.0 vs Hawaii, 2016
Most Pass Breakups.....	1, three times
Most Interceptions.....	1 vs Charlotte, 2015
Forced Fumble.....	1, twice
Fumble Recovery.....	1 vs Vandy, FIU, 2016

31 DJ Sanders

Most Tackles	11 vs BG, Missouri, 2016
Most Solo Tackles.....	7 vs BG, Missouri, 2016
Most Tackles for Loss.....	2.0 vs BG, 2016
Most Pass Breakups.....	2 vs LT, 2016
Most Interceptions.....	1, four times
Forced Fumbles.....	1, three times
Fumble Recovery.....	1 vs UNT, 2015
Most QB Sacks.....	1 vs BG, FIU, 2016
Blocked Kicks.....	1 vs Charlotte (FG), 2016

32 Chris Melton

Most Tackles	14 vs Missouri, 2016
Most Solo Tackles.....	8 vs LT, 2016
Most Tackles for Loss.....	1.0, four times, 2016
Most Pass Breakups.....	1 vs LT, 2016
Most Interceptions.....	0
Most Sacks.....	1.0 vs UNT, FAU, 2016
Forced Fumble.....	1 vs FIU, 2016

33 Myles Hargis

Most Tackles	10 vs FAU, 2016
Most Solo Tackles.....	8 vs Missouri, 2016
Most Tackles for Loss.....	1.0 vs AAMU, 2016
Most QB Sacks.....	1.0 vs AAMU, 2016
Most Pass Breakups.....	0
Most Interceptions.....	1 vs Charlotte, 2015

34 Tyshawn Brown

Most Pass Receptions.....	2 vs AAMU, 2016
Most Yards Receiving.....	38 vs FAU, 2016
Longest Reception	38 vs FAU, 2016
Most TD Receptions.....	1 vs AAMU, 2016

35 Terelle West

Most Rushing Attempts.....	15 vs AAMU, 2016
Most Rushing Yards.....	83 vs AAMU, 2016
Most Rushing TDs.....	1 vs UTSA, 2016
Longest Run	18 vs AAMU, 2016

Conference Champions: 1935, 1936, 1956, 1957, 1958, 1959, 1964, 1965, 1985, 1989, 1990, 1992, 2001, 2006

Most Pass Receptions.....1 vs Hawaii, 2016
 Most Yards Receiving.....12 vs Hawaii, 2016
 Longest Reception.....12 vs Hawaii, 2016

37 Patrick Smith

Most Pass Receptions.....7 vs LA Tech, 2016
 Most Yards Receiving.....62 vs LA Tech, 2016
 Longest Reception.....42 vs AAMU, 2016
 Most TD Receptions.....2 vs Charlotte, 2016

38 Malik Hawkins

Most Tackles.....9 vs Bowling Green, 2016
 Most Solo Tackles.....5 vs AAMU, 2016
 Most Tackles for Loss.....1.0, twice
 Quarterback Sacks.....1.0 vs WKU, 2016

43 Jahmal Jones

Most Tackles.....5 vs Bowling Green, 2016
 Most Solo Tackles.....3 vs UTSA, 2016
 Most Tackles for Loss.....0
 Quarterback Sacks.....0

56 Walter Brady

Most Tackles.....7 vs Georgia, 2015
 Most Solo Tackles.....NA
 Most Tackles for Loss.....1.0, several times
 Most Sacks.....2, twice
 Forced Fumbles.....1 vs Mississippi State, 2015

81 CJ Windham

Most Pass Receptions.....1, six times
 Most Yards Receiving.....25 vs Hawaii, 2016
 Longest Reception.....25 vs Hawaii, 2016
 Most TD Receptions.....0

82 Remy Wasserbach

Most Pass Receptions.....0
 Most Yards Receiving.....0
 Longest Reception.....0
 Most TD Receptions.....0

85 Darius Liggins

Most Tackles.....2, five times, 2016
 Most Solo Tackles.....2 vs AAMU, 2016
 Most Tackles for Loss.....2.0 vs AAMU, 2016
 Most QB Sacks.....2.0 vs AAMU, 2016

86 Tavonn Salter

Most Pass Receptions.....0
 Most Yards Receiving.....0
 Longest Reception.....0
 Most TD Receptions.....0

90 Rakavian Poydras

Most Tackles.....0
 Most Solo Tackles.....0
 Most Tackles for Loss.....0
 Most QB Sacks.....0
 Fumble Recovery.....0
 Forced Fumble.....0

91 Jordan Ferguson

Most Tackles.....0
 Most Solo Tackles.....0
 Most Tackles for Loss.....0
 Most QB Sacks.....0
 Fumble Recovery.....0
 Forced Fumble.....0

92 Ty Nix

Most Tackles.....0
 Most Solo Tackles.....0
 Most Tackles for Loss.....0
 Most QB Sacks.....0
 Fumble Recovery.....0
 Forced Fumble.....0

93 Malik Manciel

Most Tackles.....5 vs FIU, 2016
 Most Solo Tackles.....2 vs LT, FIU, FAU, 2016
 Most Tackles for Loss.....1 vs FIU, 2016
 Most QB Sacks.....1.0 vs FIU, 2016
 Fumble Recovery.....0
 Forced Fumble.....1 vs FIU, 2016
 Blocked Kicks.....Punt vs Vandy, 2016

94 Tyshun Render

Most Tackles.....6 vs FIU, 2016
 Most Solo Tackles.....4 vs FIU, 2016
 Most Tackles for Loss.....0.5, twice
 Most QB Sacks.....0

95 Trae Philpots

Most Tackles.....1, five times
 Most Solo Tackles.....1, three times
 Most Tackles for Loss.....0.5 vs AAMU, 2016
 Most QB Sacks.....0

96 Rosheem Collins

Most Tackles.....0
 Most Solo Tackles.....0
 Most Tackles for Loss.....0
 Most QB Sacks.....0
 Fumble Recovery.....0
 Forced Fumble.....0

99 Matt Bonadies

Most Punts.....6, four times
 Most Punting Yards.....268 vs LA Tech, 2015
 Best Punting Average.....44.8 vs LA Tech, 2015
 Long Punt.....59 vs Bowling Green, 2016
 Downed Inside 20.....4 vs Bowling Green, 2016