

AUBURN TIGERS

BASKETBALL



VANDERBILT (12-15, 6-9)
at AUBURN (9-19, 3-12)



March 2, 2013 • 8 pm (CST)
Auburn Arena (9,121)
Auburn, Ala.

GAME 29

PROBABLE AUBURN STARTERS

						PTS	REB	AST	NOTES	
F	2	Allen Payne	6-6	215	Jr.	Cincinnati, OH (Winton Woods)	8.0	4.7	1.3	9 pts, 7 reb, 2ast, 2 stl at OM
C	41	Rob Chubb	6-10	250	Sr.	Peachtree City, GA (Montverde Acad., FL)	8.9	6.7	1.0b	13 pts, 4 reb, 2 blk at Ala. F26
G	5	Shaquille Johnson	6-5	210	Fr.	Alpharetta, GA (Milton)	5.7	3.1	1.4	9.7 ppg last 6 gms; 18 pts at OM
G	11	Josh Wallace	5-10	170	Sr.	Pensacola, FL (Booker T. Washington)	3.5	2.0	2.9	9 pts, 2 ast vs. Ole Miss J26
G	23	Frankie Sullivan	6-1	206	Sr.	Uniontown, AL (R.C. Hatch)	14.4	4.1	2.8	9th SEC ppg; 9 20+ point gms
S	G3	Chris Denson	6-2	175	Jr.	Columbus, GA (Shaw)	10.8	2.6	1.5	1.0 ppg last 2gms; 13.0ppg prev.8
S	F32	Noel Johnson	6-6	205	Sr.	Fayetteville, GA (Clemson)	5.1	2.1	0.4	12 pts (4-7 3s), 3 reb at UK
S	G10	Jordan Price	6-5	225	Fr.	Decatur, GA (Southwest Dekalb)	5.3	1.7	0.8	2.0ppg last 2; 10.5 ppg(3-8 3s) prev.2
S	G24	Brian Greene Jr.	6-3	205	Fr.	Chicago, IL (IMG Academy)	3.3	0.6	1.1	4.8ppg(12-23 3s)SEC gms; 8pts at OM
C	0	Asaunh Dixon-Tatum	7-0	230	Jr.	Anderson, IN (Chattahoochee Tech)	3.8	3.2	1.2b	5 pts, 2 reb, 3 blk at Ala. F26
S	F25	Jordon Granger	6-9	215	Fr.	Florissant, MO (McClure North)	1.2	1.1	0.1	started 3 gms v.Ala., atUK, Ark.

PROBABLE VANDERBILT STARTERS

							PTS	REB	AST	NOTES
F	0	Rod Odom	6-9	212	Jr.	Central Islip, NY (Middlesex School, MA)	10.3	4.1	0.9	5pts v.Ga; 16.0ppg(10-20 3s) prev3
F	40	Josh Henderson	6-11	220	So.	Roanoke, VA (Cave Spring)	5.4	3.1	0.8	10.0 ppg last 4 games
G	2	Kedren Johnson	6-4	215	So.	Lewisburg, TN (Marshall County)	13.6	3.8	3.6	17pts, 5ast v.Ga; 15pts, 7rb v.AU
G	15	Kevin Bright	6-5	210	Fr.	Mannheim, Germany (Urspring Basketball Acad.)	6.7	5.5	1.2	12 pts (4-7 3s) vs. AU J23
G	24	Dai-Jon Parker	6-3	190	So.	Baton Rouge, LA (Milton, GA)	6.1	4.0	2.5	hs teammate of Shaq Johnson
S	F21	Sheldon Jeter	6-7	215	Fr.	Beaver Falls, PA (Beaver Falls)	5.8	3.6	0.6b	12.5 ppg, 6.5 rpg last 2 gms
S	C34	Shelby Moats	6-8	225	So.	Waconia, MN (Waconia)	3.2	3.0	0.8	7 pts, 5 reb at MS F23

AUBURN TIGERS 2012-13 Schedule/Scores

RECORD: 9-19
HOME: 7-8 **NEUTRAL:** 0-3
AWAY: 2-8 **SEC:** 3-12

Nov. 9	IPFW	W	61-50
Nov. 15	(1) Murray State	L	59-79
Nov. 16	(1) College of Charleston	W	55-51
Nov. 18	(1) Dayton	L	63-73
Nov. 21	(2) at Boston College	L	49-50
Nov. 25	RHODE ISLAND	L	72-78(2ot)
Nov. 30	(3) DePAUL	L	76-80
Dec. 11	GRAMBLING STATE	W	92-42
Dec. 15	FURMAN	W	64-50
Dec. 18	TENNESSEE TECH	W	81-62
Dec. 22	WINTHROP	L	67-74
Dec. 29	(4) Illinois (#12)	L	79-81
Jan. 2	FLORIDA STATE	W	78-72
Jan. 9	LSU	W	68-63
Jan. 12	at South Carolina	W	74-71
Jan. 16	at Arkansas	L	80-88(2ot)
Jan. 19	KENTUCKY	L	53-75
Jan. 23	at Vanderbilt	L	61-73
Jan. 26	OLE MISS (#23)	L	61-63
Jan. 30	at Georgia	L	49-57
Feb. 2	at Missouri (#17)	L	77-91
Feb. 6	ALABAMA	W	49-37
Feb. 9	at Kentucky	L	62-72
Feb. 13	ARKANSAS	L	75-83
Feb. 16	FLORIDA (#7)	L	52-83
Feb. 20	TEXAS A&M	L	56-65
Feb. 23	at Ole Miss	L	55-88
Feb. 26	at Alabama	L	43-61
Mar. 2	VANDERBILT	8 pm	
Mar. 6	TENNESSEE	8 pm	
Mar. 9	at Mississippi State	4:30 pm	
Mar.13-17(5)	SEC Tournament	TBA	
(1)	Charleston Classic (Charleston, SC)		
(2)	Clarlestone Classic Finale (Chesnut Hill, MA)		
(3)	SEC-Big East Challenge (Auburn, AL)		
(4)	Chicago, IL (United Center)		
(5)	SEC Tour. (Nashville, TN • Bridgestone Arena)		
	All Times Central Standard		

OFFICIALS

Joe Lindsay, Pat Adams, Chuck Jones

SCOUTING VANDERBILT

The Commodores, who erased a 17-point deficit to defeat Georgia 63-62 on Kevin Bright's game-winner with 0.8 seconds left on Wednesday, have won three of their last four games and four of their last six with wins at Mississippi State 72-31, over Texas A&M 63-56 and Arkansas 67-49 ... the two losses in the stretch came at Kentucky 74-70 and to Tennessee 58-46 ... in the dramatic win over Georgia, Kedren Johnson totaled 17 points and five assists while Sheldon Jeter added 14 points, making both 3-point attempts, to go along with four rebounds in 21 minutes off the bench ... Vanderbilt defeated Auburn 73-61 on Jan. 23 in Nashville by outshooting the Tigers from the foul line 24-of-30 to 8-of-9 ... both teams were 9-of-24 from 3-point range ... Kedren Johnson averages a team-high 13.6 points per game while Rod Odom adds 10.3 ppg and Kyle Fuller 9.1 ppg ... 44.3 percent of the Commodores' shots

Auburn-Vanderbilt Game Facts

Auburn Head Coach: Tony Barbee
 (UMass '93)
at Auburn: 35-55, .389 (3rd year)
Overall: 117-107, .522 (7th year)

Vanderbilt Head Coach:
 Kevin Stallings (Purdue '82)
at Vanderbilt: 273-174, .611(14th year)
Overall: 396-237, .626 (20th year)

Tigers on the Air

Network: Auburn IMG Sports Network
Air Time: 7:30 pm CT
Play-by-Play: Rod Bramblett
Color: Daymeon Fishback
Satellite Radio: XM Ch. 199
Internet Broadcast: auburntigers.com

@AUBasketball

Series Notes



Series Record: Vandy leads 83-51
at Auburn: Vandy leads 33-29
at Auburn Arena: 0-0
at Nashville: Vandy leads 48-17
at Memorial Gym: Vandy leads 35-13
Neutral Sites: Auburn leads 5-2
Current Streak: 7 by Vanderbilt
Last Meeting: Vandy 73, Auburn 61 (1-23-13 in Nashville)
First Meeting: Auburn 27, Vandy 7 (1-28-1921 in Nashville)

Tigers on TV

Network: ESPN2 & ESPN3
Air Time: 8 pm CT
Play-by-Play: Dave Lamont
Color: Kara Lawson

COMPARING STATS

(All Games)

		
Scoring Offense	64.7	60.1
Scoring Defense	68.3	59.8
Scoring Margin.....	-3.6	+0.3
FG Pct.....	.407	.413
FG Pct. Defense434	.409
3-pt. FG Pct.....	.320	.356
3-pt. FG Pct. Defense339	.315
Free Throw Pct.693	.623
Rebound Avg.	34.4	32.7
Opp. Rebound Avg.....	34.7	33.4
Rebound Margin	-0.3	-0.7
Turnovers Per Game	13.5	12.7
Opp. Turnovers	13.8	12.0
Turnover Margin.....	+0.3	-0.7

are from 3-point range as they make 7.8 treys per game while attempting 21.9 ... Vanderbilt ranks last in the SEC shooting 62.3 percent from the foul line despite the 80.0 percent effort vs. Auburn.

AUBURN-VANDERBILT SERIES

This is the 135th meeting between the Tigers and Commodores with Vanderbilt holding an 83-51 series lead.

The most recent history between the two has been much closer with the Commodores holding a 12-6 record in the last 18 games in the series even though Vanderbilt has won seven straight.

Vandy leads 33-29 in Auburn, although the Tigers have won four of the last seven games between the two in Auburn.

The Commodores, who have defeated Auburn seven straight times in Memorial Gym including a 73-61 victory on Jan. 23, lead 48-17 in Nashville and 35-13 in Memorial Gymnasium.

Auburn is 5-2 vs. Vanderbilt at neutral sites, all SEC Tournament games.

TONY BARBEE vs. VANDERBILT

Auburn head coach Tony Barbee is 0-3 coaching against Vanderbilt and Commodore head coach Kevin Stallings.

Stallings is 12-5 vs. Auburn.



HIGH SCHOOL REUNION

Auburn freshman Shaquille Johnson and Vanderbilt sophomore Dai-Jon Parker were teammates during the 2010 and 2011 seasons at Milton High School in Alpharetta, Ga., under coach David Boyd.

Johnson was a four-year letterman at Milton, leading the school to four Class 5A State Championship games, including

COMPARING STATS

( Games Only)

		
Scoring Offense	61.0	60.5
Scoring Defense	71.3	60.1
Scoring Margin.....	-10.3	+0.4
FG Pct.....	.395	.408
FG Pct. Defense453	.406
3-pt. FG Pct.....	.294	.357
3-pt. FG Pct. Defense352	.315
Free Throw Pct.690	.658
Rebound Avg.	31.9	33.6
Opp. Rebound Avg.....	35.5	33.0
Rebound Margin	-3.7	+0.6
Turnovers Per Game	12.7	12.6
Opp. Turnovers	11.8	11.0
Turnover Margin.....	-0.9	-1.6

the 2012 state title and a 29-4 record. Johnson was named first-team All-State, averaging 17.0 points and 7.0 rebounds as a senior.

Both Johnson and Parker were teammates on the 2010 State Championship team at Milton.

Parker lettered three years at Milton as he averaged 14 points, six rebounds, five assists, two blocks and two steals in his senior season in 2011. He was named the Defensive Player of the Year in 2010 and 2011, while also being named to the All-Region and All-State first team.

1962-63 AUBURN TIGERS 50th ANNIVERSARY RECOGNITION

This marks the 50th anniversary of the 1962-63 Auburn Tigers that went 18-4 overall and 10-4 in the SEC under legendary coach Joel Eaves. The Tigers tied for second in the SEC with Georgia Tech, two games behind champion Mississippi State.

The team will be honored during half-time of the Vanderbilt game.

Team captain Layton Johns averaged a double-double with 15.0 ppg and 12.5 rpg en route to earning first-team All-SEC honors by both the Associated Press and SEC Coaches. Former Auburn Board of Trustee member, John Blackwell, averaged 13.9 ppg and 4.1 rpg while being an Associated Press third-team All-SEC selection.


Larry Cart added 13.4 ppg and Auburn University-Montgomery head coach Larry Chapman added 10.0 ppg.

TIGERS-COMMODORES HOME & HOME 1ST TIME SINCE 1990-91

Auburn and Vanderbilt play twice in



BARBEE BYTES

- 7-year head coaching record: 117-107 (.522)
- Averaged 18.6 wins per season as a head coach
- 2010  USA Champions
-  USA Coach of the Year (2010)
- NABC District 11 Coach of the Year
- 2010  Tournament
- 1996  Tournament Final Four
- 2006  Tournament Elite 8
- 1992  Tournament Sweet 16
- 9  Tournament appearances (7 as a coach, 2 as a player)
- 6 Conference Championships
- 4 Conference Tournament Championships
- No. 3 recruiter in nation by Rivals.com
- 6 national top 10 recruiting classes
- 4 players coached are in the 
- 2002  Champions
- played professional basketball in Spain
- 2-time  2nd team (1991,1993)
-  Freshman team (1990)
- 4-year record of 91-39 (.700) as a standout at UMass from 1989-93
- won back-to-back  regular season and tournament titles in 1992 and 1993
- Scored 1,643 career points at UMass

the regular season this year for the first time since the 1990-91 season. The Commodores swept the Tigers that year as Vanderbilt won 80-59 in Beard-Eaves-Memorial Coliseum and 90-70 in Memorial Gymnasium.

The following season, the SEC expanded to 12 teams and was split into divisions.

Vanderbilt defeated Auburn 73-61 on Jan. 23 in Nashville in the first game between the two this season.

FRANKIE SULLIVAN SETS AUBURN MOST GAMES PLAYED RECORD

Frankie Sullivan set Auburn's record for most games played with 130 at Alabama on Feb. 26. He surpassed 129 games played by Scott Pohlman (1997-2001), Frank Ford (1983-87) and DeWayne Reed (2006-10).

Here is a listing of the top seven:

1. **Frankie Sullivan (2008-pres.).....130**
2. Scott Pohlman (1997-2001).....129
- Frank Ford (1983-87)129
- DeWayne Reed (2006-10).....129
5. Doc Robinson (1996-2000)128

Mamadou N'diaye (1996-2000) 128
 Chris Morris (1984-88).....128

FRANKIE IN AUBURN'S TOP 10 CAREER SCORING

Frankie Sullivan moved into the top 10 in Auburn's career scoring list in the Tigers' win over Alabama on Feb. 6 and now has 1,494 points. He surpassed Scott Pohlman (1997-2001) with 1,442 points.

Sullivan is 36 points behind 10-year NBA veteran Marquis Daniels, who is ninth with 1,530 points.

- 9. Marquis Daniels (1999-2003) 1,530
- 10. Frankie Sullivan (2008-pres.)..1,494**
- 11. Scott Pohlman (1997-2001).....1,442
- 12. DeWayne Reed (2006-10).....1,428

CLOSE CALLS

Eight of Auburn's losses this year were one possession games in the last two minutes of regulation and seven of the eight were one possession games in the last minute.

The Tigers are 0-4 in games decided by two points or less and are 4-5 in games decided by six points or less.

FRANKIE SETS AU RECORD FOR 3-POINT FIELD GOAL ATTEMPTS

Frankie Sullivan broke Auburn's career

3-pointers attempted record at Vanderbilt on Jan. 23, surpassing Lance Weems' (1992-96) 626 attempted. Sullivan now has 682 attempts.

CAREER-HIGH FOR SHAQ

Freshman Shaquille Johnson scored a career-high 18 points on 7-of-11 shooting from the floor to go along with four rebounds and two assists in a career-high 33 minutes at Ole Miss.

Johnson had a career-best five dunks vs. the Rebels.

He is averaging 9.7 ppg in the last six games.

BG FOR 3

Freshman Brian Greene Jr. is shooting 52.1 percent (12-of-23) from 3-point range in SEC play. He is averaging 4.8 ppg in 13.2 minutes per game in league play.

Greene Jr. had 8 points on 2-of-4 three-pointers in 17 minutes at Ole Miss.

FROSH IN SEC PLAY

Freshmen Brian Greene Jr. and Shaquille Johnson have elevated their play in SEC games.

Greene Jr. is averaging 4.8 points in 13.2 minutes while shooting 45.1 percent from the floor and 52 percent (12-of-23) from 3-point range in SEC games.

2012-13 SEC STANDINGS

	SEC	ALL
Florida	12-3	22-5
Alabama	11-4	19-9
Kentucky	11-4	20-8
Ole Miss	10-5	21-7
Tennessee	9-6	17-10
Missouri	8-6	19-8
LSU	8-7	17-9
Arkansas	8-7	17-11
Georgia	7-8	13-15
Texas A&M	6-9	16-12
Vanderbilt	6-9	12-15
South Carolina	3-11	13-14
Auburn	3-12	9-19
Mississippi State	2-13	7-20

-- through Feb. 27, 2013

TUESDAY'S GAMES-(Feb. 26)

Alabama 61, Auburn 43 (Tuscaloosa)
 Tennessee 64, Florida 58 (Knoxville)

WEDNESDAY'S GAMES-(Feb. 27)

LSU 65, Arkansas 60 (Baton Rouge)
 Kentucky 85, Miss. State 55 (Starkville)
 Vanderbilt 63, Georgia 62 (Nashville)
 Ole Miss 82, Texas A&M 73 (Oxford)

THURSDAY'S GAME-(Feb. 28)

Missouri at South Carolina (ESPN2)

SATURDAY'S GAMES-(Mar. 2)

Vanderbilt at Auburn (ESPN2)
 Alabama at Florida (ESPN)
 Tennessee at Georgia (SECN)
 Kentucky at Arkansas (CBS)
 LSU at Missouri (SECN)
 Ole Miss at Mississippi State (FSN)
 South Carolina at Texas A&M (ESPNU)

AUBURN TIGERS ROSTER

0 Asaahn Dixon-Tatum	C	7-0	230	Jr.	Anderson, IN (Chattahoochee Tech)
1 KT Harrell**	G	6-4	215	Jr.	Montgomery, AL (Virginia)
2 Allen Payne	F	6-6	215	Jr.	Cincinnati, OH (Winton Woods)
3 Chris Denson	G	6-2	175	Jr.	Columbus, GA (Shaw)
4 Dylan Spencer*	G	6-4	195	Sr.	Birmingham, AL (Vestavia Hills)
5 Shaquille Johnson	F	6-5	210	Fr.	Alpharetta, GA (Milton)
10 Jordan Price	G	6-5	225	Fr.	Decatur, GA (Southwest DeKalb)
11 Josh Wallace	G	5-10	170	Sr.	Pensacola, FL (Booker T. Washington)
12 Nick Pellar*	G	6-6	200	Fr.	Munster, IN (IMG Academy)
22 C.J. Holmes*	G	6-0	195	Fr.	Washington, DC (IMG Academy,FL)
23 Frankie Sullivan	G	6-1	206	Sr.	Uniontown, AL (R.C. Hatch)
24 Brian Greene Jr.	G	6-3	205	Fr.	Chicago, IL (IMG Acadmey, FL)
25 Jordon Granger	F	6-9	215	Fr.	Florissant, MO (McClure North)
32 Noel Johnson	F	6-6	205	Sr.	Fayetteville, GA (Fayette County)
41 Rob Chubb	C	6-10	250	Sr.	Peachtree City, GA (Montverde Acad., FL)

* walk-on ** transfer from Virginia and will redshirt this season

Head Coach: Tony Barbee (UMass '93)

Assoc. Head Coach: Ryan Miller (Northern State '00)

Asst. Coaches: Tony Madlock (Memphis '91), Milt Wagner (Louisville/Memphis '04)

Executive Dir. of Basketball: Steve Smith (UMass '81)

Dir. of Basketball Operations: Randall Dickey (Ouachita Baptist '83)

Video Coordinator: Corey Speights (UTEP '08)

Administrative Assistant: Harper Williams (UMass '93)

Asst. Strength & Conditioning Coach: Damon Davis (Western Illinois '03)

Athletic Trainer: Jermile Brooks (Clemson '01)

PRONUNCIATION CHART

Noel Johnson	No - elle
Asaahn Dixon-Tatum	Uh -Sahn Dixon-Tatum
Jordon Granger	Jore - DON Grain - jer
Jordan Price	Jore - dan
Nick Pellar	Pell - er
Jermile Brooks	Jer - mell

Johnson, who had career-highs of 18 points in 33 minutes at Ole Miss, is averaging 6.9 ppg and 3.6 rpg in 21.4 minutes.

In non-conference games, Greene Jr. averaged 1.5 ppg while Johnson averaged 4.3 ppg.

Freshman Jordan Price scored 12 points on 5-of-10 shooting from the field vs. No. 7 Florida.

22.4

The duo of Chris Denson and Jordan Price combined for an average of 22.4 points before each was

injured.

QUOTING TONY BARBEE (On Vanderbilt)

"They are a persistent team, and they have been that way. Even though they are a middle of the pack team in our league right now, they are a team that has been persistent in every game. Look at their last game, the Georgia game when they were down 17 in the first half and came back to win the game. They stay persistent. They get really good guard play, obviously with (Kedren) Johnson leading the pack, and their big guys do a good job. They do a good job of spreading the floor and making you guard ball screens to try to create mismatches so they can get shots on the 3-point line. That is where they get the majority of their offense from."

(On returning for the final 2 home games of the season)

"We are focused on Vanderbilt, but in the shorter term being Vanderbilt, but overall we are focused on trying to play our best basketball heading into conference tournament play. We have an opportunity with two in a row at home before finishing up at Mississippi State. We are locked in on Vanderbilt, but we are also locked in on what there is to play for."

LAST TIME OUT

Alabama 61, Auburn 43 (Feb. 26, 2013, in Tuscaloosa, Ala.)

Trevor Releford scored a game-high 21 points on 4-of-9 three-pointers and Nick

MISCELLANEOUS STATS

AUBURN'S RECORD WHEN: STARTING LINEUPS

(Payne, Granger, Chubb, Wallace, Sullivan).....	1-1
(Payne, N. Johnson, Chubb, Wallace, Sullivan)	1-1
(Payne, Chubb, S. Johnson, Price, Sullivan)	1-1
(Payne, Chubb, Denson, S. Johnson, Sullivan).....	3-4
(Payne, Chubb, S. Johnson, Wallace, Sullivan).....	3-5
(Payne, Dixon-Tatum, S. Johnson, Wallace, Sullivan) 0-1	
(Payne, Chubb, Denson, S. Johnson, Wallace).....	0-1
(Payne, Granger, Chubb, Denson, Wallace).....	0-1
(Payne, N. Johnson, Chubb, Wallace, Sullivan)	0-1
(Payne, Adamu, Chubb, Wallace, Sullivan)	0-1
(S. Johnson, Adamu, Chubb, Greene Jr., Sullivan).....	0-1
(Payne, N. Johnson, Chubb, Price, Sullivan).....	0-1

AUBURN'S RECORD WHEN ... STARTS:

Shaquille Johnson	7-13 (.350)
Frankie Sullivan	9-17 (.346)
Chris Denson	3-6 (.333)
Jordan Granger	1-2 (.333)
Jordan Price	1-2 (.333)
Allen Payne	9-18 (.333)
Rob Chubb	9-18 (.333)
Josh Wallace	5-11 (.313)
Noel Johnson	1-3 (.250)
Asaahn Dixon-Tatum	0-1 (.000)
Brian Greene Jr.	0-2 (.000)
Shareif Adamu	0-2 (.000)

When Auburn leads at the half	3-7
When opponent leads at the half.....	6-11
When it is tied at the half.....	0-1
When Auburn leads with 5 minutes left	9-0
When opp. leads with 5 minutes left.....	0-15
When it is tied with 5 minutes left	0-4
When Auburn leads with 1 minute left	9-0
When opp. leads with 1 minute left	0-19
When Auburn outrebounds opponent.....	6-6
When opponent outrebounds Auburn.....	3-12
When rebounds are the same	0-1
When AU shoots 50% or better from floor.....	2-1
When AU shoots less than 50% from floor..	7-18
When opp. shoots 50% or better from floor....	0-5
When opp. shoots less than 50% from floor..	9-14
When AU fg% higher than opponents	7-5
When AU fg% less than opponents.....	2-14
When AU 3fg% higher than opponents	7-4
When AU 3fg% less than opponents.....	1-1
When AU 3fg% exact same as opponents	1-1

2012-13 INDIVIDUAL HIGHS

POINTS

AU: 28, Frankie Sullivan vs. DePaul
Opp.: 33, Xavier Munford, Rhode Island

FIELD GOALS MADE

AU: 11, Frankie Sullivan vs. IPFW
Opp.: 11, Marshawn Powell, at Arkansas

FIELD GOALS ATTEMPTED

AU: 20, Frankie Sullivan at Ark./vs. IPFW
Opp.: 24, Xavier Munford, Rhode Island

3-POINTERS MADE

AU: 5, Frankie Sullivan v. #12 Illinois/at Ark.
Opp.: 8, Marshall Henderson, at Ole Miss

3-POINTERS ATTEMPTED

AU: 12, Frankie Sullivan vs. #12 Illinois
Opp.: 15, Xavier Munford, Rhode Island

FREE THROWS MADE

AU: 12, Frankie Sullivan vs. Winthrop
Opp.: 13, Tracy Abrams, #12 Illinois

FREE THROWS ATTEMPTED

AU: 13, Allen Payne vs. Florida State
Opp.: 14, Kevin Dillard, Dayton

REBOUNDS

AU: 15, Rob Chubb vs. IPFW
Opp.: 12, M.Snaer,FSU/N.Noel, at UK

ASSISTS

AU: 9, Josh Wallace at Arkansas
Opp.: 10,Pressey,at #17 MO/Wilbekin,#7 Fla.

TURNOVERS

AU:6,Sullivan v.RI/Denson v.IL/Chubb at SC
Opp.: 6, Michael Snaer, Florida State

BLOCKS

AU: 4, Rob Chubb vs. Ole Miss
Opp.: 7, Nerlens Noel, Kentucky

STEALS

AU: 5, Josh Wallace vs. Florida State
Opp.:4,Ed Daniel, v.Murray St.;Tracy Abrams, v. IL

2012-13 AUBURN INDIVIDUAL SEASON HIGHS

	Points	Rebounds	Assists/ *Blocks/ ^Steals
Rob Chubb	17 v. DePaul.....	15 vs. IPFW.....	4* vs. Ole Miss
Chris Denson	20 v. Tennessee Tech..	6 vs. Furman.....	3 vs. Winthrop
Asaahn Dixon-Tatum ..	12 vs. Murray State ...	9 vs. Furman.....	3*, 4 times
Jordan Granger	6 vs. Grambling	4 at #17 Missouri	1 vs. DePaul
Brian Greene Jr.....	14 at South Carolina ..	2 at #17 Missouri	5 vs. Grambling
Noel Johnson	14 vs. Grambling	6 vs. IPFW	2 vs. Ole Miss/Dayton
Shaquille Johnson..	18 at Ole Miss	9 vs. LSU/Murray State.....	4 at Vanderbilt
Allen Payne	17 vs. Florida State ...	10 vs. #12 Illinois.....	4^ v. DePaul/Tenn. Tech
Jordan Price.....	19 vs. Rhode Island ..	5 at #17 Missouri	3 vs. DePaul/Grambling
Frankie Sullivan	28 vs. DePaul.....	9 at Arkansas.....	7 vs. Furman
Josh Wallace.....	11 v. Alabama/TNTech	7 vs. Rhode Island	9 at Arkansas

* Bold if career-high

Jacobs added 10 points and 10 rebounds to lead Alabama to a 61-43 victory over Auburn in Coleman Coliseum. Rob Chubb scored 13 points to lead the Tigers. Alabama bridged both halves with a 17-6 run to take a 32-19 lead with 16:35 remaining, and the Crimson Tide extended it to 48-27 on Releford's fourth trey of the game with 10:50 left. Chubb scored the game's first basket and then Alabama reeled off nine straight points to take a 9-2 lead four minutes into the game. The Tigers answered with a 9-2 run to cut the lead to 15-13 with 6:20 left. Auburn held Alabama scoreless for 7:29 to stay in the game before Releford's 3-pointer with 2:37 left in the half. The Tide scored six straight points and led 23-16 at the half as Chubb scored nine points on 4-of-6 field goals while the rest of the Tigers combined for seven points on 2-of-22 shots from the floor. Alabama outshot Auburn 39.3 percent to 30.0 percent from the floor. The Crimson Tide was 5-of-24 (.208) from 3-point range while the Tigers were 2-of-15 (.133). Alabama

outrebounded Auburn 41-31. Chubb was 6-of-11 from the floor while the rest of the Tigers were 9-of-39 (.231).

**LAST TIME vs. VANDERBILT
Vanderbilt 73, Auburn 61
(Jan. 23, 2013, in Nashville, Tenn.)**

Rob Chubb had 14 points and eight rebounds while Frankie Sullivan added 14 points and Brian Greene Jr. 11 points as Auburn lost to Vanderbilt 73-61 in Memorial Gymnasium. Both teams were 9-of-24 from 3-point range, but Vanderbilt made all of its treys while pulling out to a 16-point lead with 11 minutes to play. Auburn made its first five shots, including a pair of 3-pointers by Shaquille Johnson and Jordan Price, to take a 12-4 lead five minutes into the game. Vanderbilt answered with a 10-1 run to regain the lead at 14-13. The Commodores scored six straight points, but Josh Wallace and Brian Greene Jr. made back-to-back 3-pointers to tie it at 27-27 with 3:17 left. Vandy scored the final seven points of the

half to take a 34-27 lead at intermission. Of Vanderbilt's first six second half field goals, four were 3-pointers as the Commodores took a 50-37 lead with 13:14 left after back-to-back treys from Sheldon Jeter and Kevin Bright. Vandy extended it to 52-37, capping a 13-3 run with a Rod Odom dunk. Auburn outshot Vanderbilt 22-of-53 (.415) to 20-of-49 (.408), but the Commodores went 24-of-30 from the foul line while the Tigers were 8-of-9. Vandy outrebounded Auburn 37-29 and had an 11-4 edge in second chance points. Kedren Johnson led a balanced Vanderbilt scoring attack with 15 points, seven rebounds and four assists while Kyle Fuller added 14 points, Bright 12 points on 4-of-7 three-pointers and Sheldon Jeter 10 points.

LAST TIME vs. VANDERBILT in Auburn No. 18 Vanderbilt 77, Auburn 60 (Feb. 19, 2011, in Auburn, Ala.)

Earnest Ross had 19 points, 10 rebounds and five assists, but it wasn't enough to offset No. 18 Vanderbilt in its 77-60 win over Auburn in Auburn Arena. John Jenkins, the SEC's leading scorer, had a game-high 22 points, 16 in the second half, on 5-of-11 three-pointers to lead the Commodores. Tied at 42 with 14 minutes to play, Vanderbilt went on a 20-2 run in almost seven minutes to take control of the game. The Commodores shot 60 percent from the field in the second half, including 71.4 percent on 5-of-7 three-pointers. Auburn played Vanderbilt tight the entire first half as there were 11 lead changes and six ties. The Tigers led 6-3 early and were down 28-26 at the half. Ross, who recorded his fifth double-double of the season, went 3-of-5 from 3-point range and tied the game at 42 on a long range trey. It was all Vanderbilt after that. Kenny Gabriel added 13 points for Auburn, which shot 44 percent from the floor, 41.7 percent (5-of-12) from 3-point range and 11-of-17 (.647) on free throws. Vanderbilt shot 48 percent from the field, 42.9 percent (9-of-21) from behind the arc and 20-of-28 (.714) foul shots. Jeffery Taylor had 20 points and 10 rebounds for Vanderbilt while Brad Tinsley had 16 points.

PLAYER NOTES

FRANKIE 9th SEC SCORING

Frankie Sullivan is ninth in the SEC averaging 14.4 points per game.

Sullivan has scored more than 20 points in nine of Auburn's games this season, including a career-high 28 points vs. DePaul on Nov. 30 on 4-of-7 three-point shooting, 26 points (23 after the half) at Arkansas on 5-of-11 3-pointers and 21 points on 5-of-12 treys vs. #12 Illinois in the United Center on Dec. 29.

He had a game-high 24 points, 18 in the first half, in Auburn's 78-72 upset of Florida State on Jan. 2.

A game after needing 20 stitches after diving into the scorer's table vs. Murray State and playing with a wrap on his shooting arm, Sullivan scored a game-high 24 points, including 20 in the second half, in the 55-51 win over College of Charleston in the Charleston Classic. Sullivan went 9-of-18 from the field and 2-of-5 from 3-point range to go along with five rebounds, two assists and two steals.

Sullivan scored a game-high 23 points and had five assists vs. Dayton on Nov. 18 and had 22 points, going 12-of-12 from the foul line, vs. Winthrop on Dec. 22.

The Uniontown, Ala., native had a game-high 23 points for the second straight game at Boston College, where he scored 15 in the second half, including the team's first 11 points in the period. He completed a four-point play that tied the game at 49 with 46.1 seconds to play and his game-winning 3-point attempt hit off the front rim.

FRANKIE MORE 20+ POINT GAMES THAN 5 SEC TEAMS

Frankie Sullivan is second in the SEC with nine games of 20 or more points scored this season and only seven teams combined have more.

Here is a listing of the individual leaders:

- Marshall Henderson, Ole Miss... 13
- Frankie Sullivan, Auburn 9
- BJ Young, Arkansas 8
- Jordan McRae, Tennessee 8
- Kentavious Caldwell-Pope, UGa. 8
- Marshawn Powell, Arkansas 7
- Elston Turner, Texas A&M 7
- Alex Poythress, Kentucky 6
- Kenny Boynton, Florida 5

Here are the team listings:

- Missouri 19
- Ole Miss 18
- Arkansas 16
- Kentucky 16
- Tennessee 16
- LSU 13
- Auburn 10

2012-13 TIGER STAT LEADERS

Double-figure scoring games (71)

- Frankie Sullivan 19
- Rob Chubb 13
- Chris Denson 9
- Allen Payne 8
- Noel Johnson 6
- Jordan Price 5
- Shaquille Johnson 3
- Asaahn Dixon-Tatum 2
- Brian Greene Jr. 2
- Josh Wallace 2
- Shareif Adamu 1
- Opponents 69

20-point scoring games (9)

- Frankie Sullivan 9
- Opponents 14

30-point scoring games (0)

- Opponents 2

Double-figure rebounding games (7)

- Rob Chubb 6
- Allen Payne 1
- Opponents 9

Double-Doubles (5)

- Rob Chubb 4
- Allen Payne 1
- Opponents 6

Games leading AU in scoring

- Frankie Sullivan 12
- Chris Denson 6
- Allen Payne 5
- Rob Chubb 4
- Jordan Price 2
- Shaquille Johnson 1
- Josh Wallace 1
- Noel Johnson 1
- Asaahn Dixon-Tatum 1

Games leading AU in rebounding

- Rob Chubb 14
- Allen Payne 5
- Frankie Sullivan 4
- Shaquille Johnson 3
- Asaahn Dixon-Tatum 2
- Jordan Price 1
- Shareif Adamu 1

Charges Taken (25)

- Frankie Sullivan 9
- Allen Payne 4
- Rob Chubb 4
- Josh Wallace 3
- Jordan Price 2
- Asaahn Dixon-Tatum 2
- Dylan Spencer 1

Floor Burns (115)

- Frankie Sullivan 28
- Asaahn Dixon-Tatum 14
- Allen Payne 14
- Chris Denson 11
- Rob Chubb 10
- Brian Greene Jr. 8
- Josh Wallace 7
- Jordan Price 6
- Jordon Granger 6
- Shaquille Johnson 6
- Noel Johnson 5
- Shareif Adamu 1
- Dylan Spencer 1

Dunks (57)

- Shaquille Johnson 15
- Asaahn Dixon-Tatum 14
- Rob Chubb 10
- Chris Denson 5(ESPN SC #1 Play of Day v. TN Tech)
- Brian Greene Jr. 4
- Allen Payne 4
- Frankie Sullivan 3
- Jordon Granger 2
- Jordan Price 1

Georgia	10
Frankie Sullivan	9
Florida.....	9
Alabama.....	9
Texas A&M	7
So. Carolina	6
Vanderbilt	5
Miss. State	4

FRANKIE 2nd IN ACTIVE SEC CAREER SCORING; 1st IN STEALS

Senior Frankie Sullivan has 1,494 career points, good for second among active SEC players. Florida's Kenny Boynton has the most with 1,927 points.

Here is a listing of the top two:

1. Kenny Boynton, Fla. (2009-12).....1,927
2. **Frankie Sullivan, AU (2008-12).....1,494**
--through March 1, 2013

Sullivan is the SEC active leader in steals with 188 in his career.

Here is a listing of the top three:

1. **Frankie Sullivan, AU (2008-12).....188**
2. Trevor Releford, AL (2010-13)180
3. Murphy Holloway, OM (2008-12)176
--through March 1, 2013

CD3

Chris Denson had 18 points and five assists vs. Arkansas on Feb. 13 and 15 points and four rebounds on 7-of-10 shooting at Kentucky on Feb. 9.

He started at Georgia on Jan. 30 for the first time since Dec. 29 and scored 12 points.

Denson came off the bench to score a game-high 18 points in 26 minutes on 6-of-9 shooting from the field vs. Ole Miss on Jan. 26. Denson had scored only one point while missing all eight field goal attempts while averaging 15.5 minutes in the previous two games vs. Kentucky and at Vanderbilt.

He was averaging 15.2 points per game prior to the injury, missing the four games prior to the Kentucky game with a stress fracture in his right foot. His average fell to 11.0 ppg after the Kentucky game.

The Columbus, Ga., native missed four games beginning with Auburn's 78-72 victory over Florida State on Jan. 2, and was shooting 52.1 percent from the floor. Denson also missed Auburn's opening seven games.

CHUBB 10th IN SEC IN REBOUNDING

Senior Rob Chubb is ranked 10th in the SEC with 6.7 rebounds per game.

He recorded back-to-back double-doubles at Arkansas and at South Carolina.

He had 13 points, four rebounds and two blocks at Alabama on Feb. 26.

Chubb had 10 points, four blocks and three assists vs. Ole Miss on Jan. 26, 14 points and eight rebounds at Vanderbilt on Jan. 23 and 14 points and seven boards vs. Kentucky on Jan. 19.

The Peachtree City, native, had 12 points, 11 rebounds and three assists at Arkansas on Jan. 16 after totaling 16 points, 10 rebounds and three steals in the win at South Carolina on Jan. 12.

Chubb has four double-doubles this season, five in his career.

He had 13 points and five rebounds vs. #12 Illinois in the United Center on Dec. 29 and eight points and 10 boards vs. Florida State on Jan. 2.

Chubb notched his second double-double of the season and third of his career with 17 points and 13 rebounds vs. DePaul on Nov. 30.

The Peachtree City, Ga., native had 10 points and a career-high 15 rebounds in Auburn's season opening 61-50 win over IPFW.

His first career double-double came with 15 points and 12 rebounds at LSU last season.

DISHING IT OUT

Josh Wallace has a 3.2 assist/turnover ratio in his last 23 games as he has 74 assists to only 23 turnovers. He dished out a career-high nine dimes at Arkansas on Jan. 16.

Wallace had a season-high 11 points (all in the second half), two rebounds, two assists, one steal and zero turnovers in the win vs. Alabama on Feb. 6.

He had nine points on 4-of-7 shooting with two assists and zero turnovers vs. Ole Miss on Jan. 26.

TIGERS IN ACTIVE CAREER SEC STATS

- Frankie Sullivan
Steals (188)..... 1st
Scoring (1,494)2nd
Assists (276)5th
Rebounds (424)8th
- Rob Chubb
Rebounds (465)6th
Blocks (77)8th
- Josh Wallace
Assists (291)3rd

AUBURN CAREER LEADERS

Scoring

1. Chuck Person (1982-86)2,311
2. Mike Mitchell (1974-78)2,123
3. Wesley Person (1990-94)2,066
4. Eddie Johnson (1973-77)1,988
5. John Mengelt (1968-71)1,920
6. Ronnie Battle (1989-93)1,916
7. Chris Morris (1984-88)1,717
8. Jeff Moore (1984-88)1,549
9. Marquis Daniels (1999-2003)1,530
10. **Frankie Sullivan (2008-pres.)..1,494**
11. Scott Pohlman (1997-2001).....1,442
12. DeWayne Reed (2006-10).....1,428
13. Rasheem Barrett (2005-09).....1,396
14. Frank Ford (1983-87)1,389
15. Lee DeFore (1963-66)1,386
- Aaron Swinson (1991-94)1,386
17. Gary Redding (1972-76)1,334
18. Doc Robinson (1996-2000)1,332
19. Stan Pietkiewicz (1974-78)1,265
20. Frank Tolbert (2004-08)1,242
21. Darrell Lockhart (1979-83)1,236
22. Wes Flanigan (1993-97)1,228
23. Charles Barkley (1981-84)1,183

3-Point Field Goals Made

1. Wesley Person (1990-94)262
2. Lance Weems (1992-96)240
3. Ronnie Battle (1989-93)236
4. **Frankie Sullivan (2008-pres.).....220**
5. Scott Pohlman (1997-2001).....206
6. Tay Waller (2008-10)187
7. Daymeon Fishback (1996-2000) .185
8. DeWayne Reed (2006-10).....184
9. Rasheem Barrett (2005-09).....157
10. Doc Robinson (1996-2000)146

3-Point Field Goals Attempted

1. **Frankie Sullivan (2008-pres.).....682**
2. Lance Weems (1992-96)626
3. Scott Pohlman (1997-2001).....609
4. Wesley Person (1990-94)594
5. DeWayne Reed (2006-10).....575
6. Ronnie Battle (1989-93)558
7. Daymeon Fishback (1996-2000) .530
8. Tay Waller (2008-10)484
9. Rasheem Barrett (2005-09).....472
10. Doc Robinson (1996-2000)434

Steals

1. Quantez Robertson (2005-09).....210
- DeWayne Reed (2006-10)210
3. Marquis Daniels(1999-2003)208
4. Chris Morris (1984-88)189
5. **Frankie Sullivan (2008-pres.).....188**
6. Bryant Smith (1995-99)186
7. Reggie Gallon (1989-93)177
8. DeWayne Reed (2006-10)167
9. Gerald White (1983-87)164
10. Frank Ford (1983-87)156

Note: Figures not available prior to 1978-79 season.

Games Played

1. **Frankie Sullivan (2008-pres.).....130**
2. Scott Pohlman (1997-2001).....129
- Frank Ford (1983-87)129
- DeWayne Reed (2006-10).....129
5. Doc Robinson (1996-2000)128
- Mamadou N'diaye (1996-2000)128
- Chris Morris (1984-88).....128
8. Daymeon Fishback (1996-2000) .127
9. Chuck Person (1982-86)126
- Quantez Robertson (2005-09).....126

Steals (115).....9th

FRANKIE IN THE SEC RANKINGS

Frankie Sullivan is ninth in the SEC averaging 14.4 ppg and seventh shooting 77.6 percent from the foul line.

Here is a listing of Sullivan in the stat rankings:

PPG: 14.4 ppg (9th)

FT%: 77.6% fts (7th)

AP 1st DD; SENT ARK. GAME TO OT

Allen Payne totaled 13 points, four assists and two steals while going 2-of-4 from 3-point range at Georgia on Jan. 30 and had 11 points, nine in the second half, along with six rebounds in Auburn's win over Alabama on Feb. 6.

Payne's 3-pointer with :05 left in regulation sent the game at Arkansas into overtime on Jan. 16.

Payne recorded the first double-double of his career with 10 points and a career-high 10 rebounds vs. Illinois in the United Center on Dec. 29 and had a career-high 17 points, seven rebounds and three assists vs. Florida State on Jan. 2.

He outscored LSU 7-0 to open the game and finished with 15 points, four rebounds and four assists in Auburn's SEC opening win on Jan. 9.

The Cincinnati, Ohio, native is averaging 8.2 points, 4.6 rebounds, 1.3 steals and 1.2 assists per game on the season.

GREENE WITH ENVY

Freshman Brian Greene Jr. is averaging 4.8 points in 13.2 minutes while shooting 45.1 percent from the floor and 52.2 percent (12-of-23) from 3-point range in SEC games.

Greene Jr. had 8 points on 2-of-4 three-pointers in 17 minutes at Ole Miss on Feb. 23.

He scored 11 points in only eight minutes at Vanderbilt on 3-of-4 three-point shooting on Jan. 23 and had nine points on 2-of-3 treys, three assists and two rebounds at No. 17 Missouri on Feb. 2.

The Chicago, Ill., native came off the bench to record a career-high 14 points, making all six of his field goal attempts including a pair of 3-pointers, in Auburn's 74-71 win at South Carolina on Jan. 12.

He also had a rebound, assist and block in a season-high 28 minutes.

Greene Jr.'s 3-pointer pulled Auburn ahead again 62-61 with 6:44 to go, and his 3-pointer from 26 feet gave the Tigers

a 67-65 lead with five minutes remaining.

Greene Jr.'s 14 points were more than the six previous games combined (12).

He did not miss a shot as he averaged 9.5 ppg in 21.5 minutes per game in Auburn's two wins over LSU and at South Carolina while making all eight field goal attempts, including all three 3-pointers.

Greene Jr. came into that week averaging 1.5 points in 11.5 minutes per game.

In non-conference play, he only averaged 1.5 ppg.

SEASON NOTES

11 STRAIGHT MADE 3s TIES SEC RECORD

Freshman Jordan Price made 11 straight 3-pointers over three games vs. Grambling State, Furman and Tennessee Tech to tie Vanderbilt's Kevin Anglin's SEC record set in 1992.

The streak ended after he received a haircut prior to the Winthrop game on Dec. 22 and missed his first 3-point attempt.

Price was four consecutive makes away from tying the NCAA record of 15 by Northwestern's Todd Leslie in 1990.

Price missed the Illinois game on Dec. 29 with a stress fracture in his foot and four games after that.

DEFENSE

Auburn held Alabama to the fewest points the Crimson Tide has scored in the 146-game rivalry in the Tigers' 49-37 victory on Feb. 6. It was also the fewest points by either team since 1949.

After trailing 23-13 at the half, Auburn outscored Alabama 36-14 in the second half. This was a Crimson Tide team that had won six of seven games entering the contest.

BIGGEST COMEBACK vs. ALABAMA SINCE 2009

Auburn's 13-point comeback victory over Alabama on Feb. 6 was the Tigers' biggest comeback against the Crimson Tide since Mar. 3, 2009, when Auburn defeated Alabama 77-73 in Tuscaloosa, a game in which the Tigers trailed by 13 points as well.

SEASON-HIGH 11 MADE 3s 4 TIMES, TIGERS ARE 1-3

Auburn has made a season-high 11 three-pointers in four games this year and the Tigers are 1-3 in those. Auburn

lost to #12 Illinois, at Arkansas in double overtime and to Rhode Island in double overtime. Auburn's lone win was against Grambling.

2 DOUBLE-OVERTIME LOSSES

Auburn has lost a pair of double-overtime games this year at Arkansas 88-80 on Jan. 16 and to Rhode Island 78-72 on Nov. 25.

It's the first time since the 2000-01 season that Auburn has lost two double-overtime games in the same season. The Tigers lost to No. 5 Tennessee 96-88 and to Toledo 95-90 in the Energia Systems Thanksgiving Tournament in Kansas City, Mo.

FRANKIE NAMED SEC PLAYER OF THE WEEK by CollegeSportsMadness.com

Frankie Sullivan was named SEC Player of the Week by CollegeSportsMadness.com for his game-high 24 points in Auburn's come-from-behind 78-72 victory over defending ACC Champion Florida State.

Sullivan shot 3-of-7 from 3-point range and had four rebounds and a steal. The Uniontown, Ala., native scored 18 first half points to help bring Auburn back from a 12-point deficit to trailing by only 36-35 at halftime. Auburn won despite second leading scorer Chris Denson and 53 percent 3-point shooter Jordan Price being out with stress fractures. Sullivan shot 6-of-15 from the floor and 9-of-11 from the foul line as his streak of 21 consecutive made free throws came to an end.

"That's what we're going to need all year," said Sullivan. "I think I did my part in just carrying us and keeping us in the game in the first half. That's what I do. I don't try to score just to be scoring and get my points up, but I did that. I was hot in the first half, and the team started going in the second half. I tried not to force anything, and just let the team play. Josh (Wallace) did a great job of distributing the ball to us tonight. I think our bench did exceptionally well. Without our bench, I don't think we would've won this game."

JP ON ESPN'S TOP 10 NATIONAL FRESHMEN UNDER THE RADAR

Jordan Price was listed on ESPN's Top 10 Freshmen Under the Radar in the country on Jan. 1.

Price tied an SEC record with 11 consecutive made treys.

THE PRICE IS RIGHT • SEC FRESHMAN OF THE WEEK DEC. 17

Freshman Jordan Price was named SEC Freshman of the Week on Dec. 17 by the Southeastern Conference after averaging 14.0 ppg and going 8-of-8 from 3-point range. He scored 14 points in back-to-back games vs. Furman and Grambling State, averaging only 17.5 minutes per game.

In fact, the Decatur, Ga., native had identical stat lines by going 5-of-6 from the field and 4-of-4 from 3-point range.

The Decatur, Ga., native scored a career-high 19 points while making a career-high 5-of-8 three-pointers vs. Rhode Island on Nov. 25.

FRANKIE ON AND OFF THE COURT

Frankie Sullivan graduated on Dec. 12, 2011, with a bachelor's degree in Sociology. He was the first Tiger to graduate in 3.5 years since Marquis Daniels, now of the NBA's Milwaukee Bucks, earned his degree in 2003.

WALLACE EARNS SCHOLARSHIP

Senior Josh Wallace, who was a walk-on the previous three seasons, earned an athletic scholarship prior to this season. Wallace, who will graduate in May with a degree in Engineering, was on a nearly full Engineering scholarship his first three years.

Last season, Wallace averaged 3.4 points, 2.2 assists and 1.3 rebounds in 18.1 minutes per game. He played in all 31 games, starting 13.

As a sophomore in 2010-11, the Pensacola, Fla., native played in all 31 games, starting 26. The 26 games started is a single-season record by a walk-on at Auburn, while his 39 career starts is also a school record.

FRANKIE SULLIVAN GRADUATES

Senior Frankie Sullivan graduated from Auburn University with a degree in Sociology on Dec. 12, 2011. He is the first Tiger to graduate in three and a half years since Marquis Daniels, now of the NBA's Milwaukee Bucks, earned his degree in 2003.

AUBURN'S ALL-TIME RECORD

In the 107th season and through 2,368 games of Auburn Basketball, the Tigers are 1253-1114-1 (.529).

OVERTIME RECORD

Auburn has a 46-50 (.479) record in overtime games in its history. The Tigers have lost two double-overtime games this season at Arkansas 88-80 on Jan. 16 and to Rhode Island 78-72 on Nov. 25. It is the first time since the 2000-01 season that Auburn has played a pair of double-overtime games in the same season.

The Tigers have lost three consecutive overtime games with the last win coming in a 69-68 double-overtime victory over Ole Miss last season in Auburn.

COACH SONNY SMITH

Hall of Fame former Auburn head coach Sonny Smith is an analyst on the Auburn IMG Sports Network this year with lead announcer Rod Bramblett.

Sonny coached at Auburn for 11 years from 1978-1989 and led the Tigers to a school record five-straight NCAA Tournaments from 1984-88, including the 1986 Elite Eight and 1985 Sweet 16. His 1985 Tigers became the first SEC school to win four games in four days en route to the SEC Tournament Championship, defeating Alabama 53-49 in overtime in the final. He went 173-154 overall and coached All-Americans Chuck Person, Charles Barkley and Chris Morris. Sonny was a two-time SEC Coach of the Year in 1984 and 1988 and was inducted into the Alabama Sports Hall of Fame in 2007.

AUBURN ARENA QUICK SKETCH

Entering its third season, the official groundbreaking of the new \$86 million Auburn basketball arena and practice facility was on Aug. 29, 2008.

The Auburn Arena, with a capacity of 9,121, includes over 29,000 square feet of student-athlete space, a two-court practice facility, coaches offices, the Auburn University Athletic Ticket Office, an AU Team Store, the relocated Lovelace Museum and two food courts along with many other amenities.

360 Architecture of Kansas City, Mo., worked with Davis Architects of Birmingham on the design of the arena. The firm of Robins & Morton of Birmingham served as construction manager. The 243,792 square foot facility features chair back seats along with bleacher seating for students. The building also provides improved facilities for the student-athletes, including men's and women's locker room suites with sports medicine facilities, lounges and team meeting

rooms. Along with a strength and conditioning center, a two-court practice facility enables the team another practice area.

The arena has 12 luxury suites on the arena level that not only open inside the facility, but also opens on the outside of the arena for multiple entertaining opportunities throughout the year. Loge box seating also is available as well as on-site food preparation.

The seating configuration offers better sight lines and moves fans closer to the court. The furthest seat is just 43 feet in elevation from courtside, compared to 60 feet in elevation at Beard-Eaves, with two-thirds of the seats in Auburn Arena being less than 27 feet in elevation from courtside.

The scoreboard features a high-definition video board with full message/information center technology. For the student fan amenities, there is a private entrance, a private court-side commons and food court and court-side seating that permits standing with unobstructed views.

The new facility serves as more than a sports complex. With over 12,000 square feet of banquet/entertainment space, its design affords ready adaptation into a site for concerts, other cultural events, convocations and other community gatherings. On-campus student housing is adjacent to the new arena creating a unique "student village" experience.

2011 FALL SIGNEES

• Ronald Delph, 7-0, 235, C Winter Haven, Fla. (IMG Academy)

Ronald Delph is attending IMG Academy in Bradenton, Fla., after attending Lake Region High in Winter Haven, Fla., where he was a three-year starter. He averaged 10 points and 10 rebounds last season. In his first game at IMG, Delph totaled 22 points and 12 rebounds where he made a big shot to tie the game late. Delph chose Auburn over Texas A&M, Cincinnati and Miami.

"Ronald Delph has tremendous upside as a 5-man at 7-foot, 235 pounds," said Barbee. "He is extremely athletic with great skills in the post. He is a great shot blocker and a great rebounder and can do a lot of great things. He has the ability to step out on the floor and do some things on the perimeter and shoot the ball from three."

• **Benas Griciunas, 7-0, 225, C
Silute, Lithuania (Findlay Prep)**
Pronunciation:
(Ben – iss Gris – see – oon – us)

Benas Griciunas is in his third year attending Findlay Prep in Henderson, Nev., where the team has 12 Div. I players on its roster. The lefthander had 17 points off the bench vs. LA Prep on Nov. 9 and had seven points and seven boards vs. LA Prep a day later as he is playing only 18-19 minutes per game.

He chose Auburn over Georgia Tech, Boston College, St. Mary's and Washington State.

"I like what Benas brings," said Barbee. "He is a multi-skilled big man at 6-foot-11, almost 7-foot, but he can shoot the ball. He is a really good passer, and he can handle the ball. He has a great feel in the post. He is left-handed, so he is a difficult matchup."

• **Tahj Shamsid-Deen, 5-10, 162, G
Decatur, Ga. (Columbia)**
Pronunciation:
**(Tahj (like Hodge)
Sham – syd -- Deen)**

Tahj Shamsid-Deen, who attends Columbia High School, is ranked No. 91 in the MaxPreps Class of 2013.

Shamsid-Deen scored 41 points vs. Memphis East in the Memphis-Atlanta Challenge on Dec. 7 while going 17-of-21 from the field and 2-of-4 from 3-point range. In the next game, he scored 25 points in Columbia's 52-45 win over Germantown on Dec. 8.

He has helped lead Columbia to three-straight Class AAA state titles while compiling a 90-9 record. Last year's team went 31-1 and finished the season ranked 10th nationally. He is a two-time Atlanta Journal-Constitution Class AAA Player of the Year selection.

He has a 3.9 GPA, averaged 14 points, 10 assists and three steals as a junior at Columbia last year. He chose Auburn over UCLA, UConn, Richmond and Northwestern.

"Tahj is a winner," said Barbee. "He has great speed and great ball skills. He can really score the ball and shoot the ball from the point guard position. He comes from a winning program with three state championships in the state of Georgia Class AAA. Two-time Mr. Basketball in AAA basketball in Georgia, and we know how competitive basketball is in that state.

"I love the fact that he brings that

winning background. Winning breeds winning. On top of that, he is a fantastic student. I am excited about Tahj joining our program."

WHAT'S NEXT?

Auburn plays its Senior Night game against Tennessee (17-10, 9-6), who has won six straight games to put itself on the NCAA Tournament bubble. During the stretch, he Vols upset No. 8 Florida 64-58 on Feb. 26, won at Texas A&M 93-84 in four overtimes and thrashed Kentucky 98-58. Tennessee, who plays at Georgia on Saturday, has won three consecutive road games at Texas A&M, Vanderbilt and South Carolina. Jordan McRae totaled 27 points, seven rebounds, four assists, two blocks and two steals in the win over Florida while going 9-of-20 from the floor and 3-of-9 from 3-point range. Jarnell Stokes added 14 rebounds and eight points. McRae ranks sixth in the SEC averaging 15.3 points per game while Jarnell Stokes averages 12.6 points and is third in the league with 9.2 rebounds and seventh with 1.3 blocks. Trae Golden adds 12.1 ppg and is third in the SEC with 4.0 assists per game. The Vols rank second in the SEC with a +5.7 rebound margin.



AUBURN TIGERS BIO SKETCHES



0 ASAUHN DIXON-TATUM

PPG	RPG	BPG	FG%	FT%
3.8	3.2	1.2	.466	.694

- 10 pts(4-4fg), 3 reb, 1 stl, 15 min v.UK
- 12 pts, 8 reb, 3 blk, 1 stl vs. Murray State
- 9 pts, 5 reb, 3 blk in 15 min vs. DePaul
- 8 pts, 3rb at #17 Mizzou; 5 pts, 3 blk, 2reb at Ala.
- car-high 9 reb, 6 pts 3 blk vs. Furman
- 8 reb, 4 pts, 17 min vs. Florida State
- led NJCAA Div. 1 with 5.4 blocks/pm last year

Career/Season-Highs

pts: 12 vs. Murray State (11-15-12)

reb: 9 vs. Furman (12-15-12)

blk: 3, five times



2 ALLEN PAYNE

PPG	RPG	FG%	3FG%	FT%
8.0	4.7	.447	.229	.698

- 13 pts (2-4 3s), 4 reb, 2 stl at Georgia
- 3-pter w/ :05 left sent Ark. gm into OT; 9pt, 4reb
- car-hi 17 pts, 7 reb, 3 ast vs. Florida State
- 15 pts (1st 7 pts of game), 4 reb, 4 ast v. LSU
- 1st car. dble-dble: 10 pts, car-hi 10reb v. #12 Illinois
- 11 pts, 4 reb, 2 stl v. Kentucky; 11 pts v. A&M
- 12 pts, 7 reb, 3 ast, 3 stl vs. IPFW
- 11 pts (9 in 2nd half), 6 reb, 2 stl vs. Alabama

Career/Season-Highs

pts: 17 vs. Florida State (1-2-13)

reb: 10 vs. #12 Illinois (12-29-12)

stl: 4 v. DePaul(11-30-12)/Ga.Sou.(12-29-10)

ast: 4, three times



3 CHRIS DENSON

PPG	RPG	APG	FG%	3FG%	FT%
10.8	2.6	1.5	.477	.333	.638

- 1.0 ppg last 2 gms, 13.0 ppg 8 games prior
- 18 pts, 5 ast v. Arkansas
- gm-hi 18 pts (6-9 fgs) in 26 min v. OM
- DNP 4gms J2-J16 w/stress fract.; avg. 15.2 ppg prior to injury
- 15 pts (7-10 fgs), 4 reb at Kentucky
- 20 pts, 5 reb, 2 stl, 23 min v. Tenn. Tech, dunk was ESPN's #1 Play of the Day on Dec. 18
- 18 pts, 5 reb, 3 ast, 2 stl vs. Winthrop
- 17 pts (7-10 fgs), car-high 6 reb v. Furman
- 13 pts, 20 min v. Grambling in 1st gm Dec. 11
- missed 1st 7ams of season +FSU+1st 3 SEC

Career-Highs

pts: 21 vs. Georgia in SEC Tour. (3-10-11)

reb: 6 vs. Furman (12-15-12)

ast: 5, three times

Season-Highs

pts: 20 vs. Tennessee Tech (12-18-12)

reb: 6 vs. Furman (12-15-12)

ast: 5 vs. Arkansas (2-13-13)



5 SHAQUILLE JOHNSON

PPG	RPG	APG	FG%	3FG%	FT%
5.7	3.1	1.4	.407	.283	.692

- 9.7 ppg (19-37 fgs, .514) last 6 games
- car-hi 18 pts (7-11 fgs, 5 dunks) at Ole Miss
- 11 pts, 9 rb, 3 ast v. LSU; 7 pts, 6 rb v. A&M
- 10 pts, 5 reb at Kentucky; 9 pts (2-2 3s) v. Ark.
- 9 pts (2-3 3s), 7 reb, 2 ast, 1 stl, 23 min v. OM
- 9 pts, 2 reb, 2 stl, 19 min v. Tennessee Tech
- 8 pts, 2 rb v. Florida St.; 8 pts at #17 Missouri
- 7pts, 9rb, 3ast v. MurraySt.; 8pts, 4rb, 3ast v. Fla.
- incredible athlete, 39 inch vertical jump
- ranked 92nd nationally by ESPN.com
- Class 5A 1st team All-State in Georgia last yr

Career/Season-Highs

pts: 18 at Ole Miss (2-23-13)

reb: 9 v. LSU (1-9-13)/Murray State (11-15-12)

ast: 3, three times



10 JORDAN PRICE

PPG	RPG	FG%	3FG%	FT%
5.3	1.7	.367	.373	.739

- 2.0 ppg last 2 games; 10.5 ppg 2 games prior

- 12 pts (5-10 fgs), 24 min vs. #7 Florida
- 9 pts (2-5 3s), 15 min vs. Texas A&M
- missed 5 gms w/stress fracture, D29-J16
- made 11 straight 3s v. Gramb, Furm, TN Tech, ties SEC record by Vandy's Kevin Anglin in 1992, 4 short of NCAA record is 15 straight made 3s by Northwestern's Todd Leslie in 1990
- car-hi 19 pts (5-8 3s), 21 min v. Rhode Island
- 14 pts (4-4 3s), 3ast, 2rb, 2stl, 17min v. Grambling
- 14 pts (4-4 3s), 18 min vs. Furman
- 12 pts (3-3 3s), 17 min vs. Tennessee Tech
- ranked 71st nationally bv Rivals.com

Career/Season-Highs

pts: 19 vs. Rhode Island (11-25-12)

reb: 5 at #17 Missouri (2-2-13)

ast: 3 vs. DePaul (11-30-12)

3FGs made: 5 vs. Rhode Island (11-25-12)

3FGs made straight: 11 v. Gram, Fur, TN Tech



11 JOSH WALLACE

PPG	APG	FG%	3FG%	FT%
3.5	2.9	.313	.273	.700

- 74 to 23 (3.2) ast:to ratio last 23 gms
- 11 pts, 2 ast, 2 reb, 1 stl vs. Alabama
- 9 pts (4-7 fgs) v. Ole Miss; 7 pts, 3 reb v. Ark
- 6 pts, career-hi 9 ast, 5 reb, 47 min at Ark.
- 11 pts, 7 asts, 3 stl vs. Tennessee Tech
- 8 pts, 4 ast, 3 reb vs. #12 Illinois
- 6 pts, 6 ast, car-hi 5 stl, 5 reb v. Florida State
- 7 reb, 7 ast, 2 pts, 2 stl vs. Rhode Island
- 3-year walk-on who earned athletic scholarship for this season, nearly full Engineering scholarship for 1st 3 years
- Auburn career leader w/39 walk-on starts

Career-Highs

pts: 17 at South Carolina (1-29-11)

reb: 7 at LSU (3-5-11)/Rhode Island (11-25-12)

ast: 9 at Arkansas (1-16-13)

stl: 5 v. Georgia (2-5-11)/Florida State (1-2-13)

Season-Highs

pts: 11 vs. Tennessee Tech (12-18-12)

reb: 7 vs. Rhode Island (11-25-12)

ast: 9 at Arkansas (1-16-13)



23 FRANKIE SULLIVAN

PPG	RPG	APG	FG%	3FG%	FT%
14.4	4.1	2.8	.370	.281	.776

- SEC: 9th ppg, 7th ft%
- 1,494 career pts, 10th all-time at AU, 130 gms played, 1st at AU; 2nd active in SEC scoring
- scored 20+ points 9 times this season
- 26 pts, 23 after half, (5-11 3s), 9reb, 48min at Ark.
- 24 pts, 18 in 1st half, v. Florida St./17 pts at SC
- 21 pts (5-12 3s), 4 ast, 3 reb, 2 stl v. #12 Illinois
- car-hi 28 pts (4-7 3s), 5 ast, 4 reb vs. DePaul
- 24 pts (1st of AU's 14 in 2nd & 20 in half) at CofC 1 day after 20 stitches in shooting arm
- left Murray St. gm with 15:13 left w/laceration to right arm; 7 pts, 5 reb vs. Murray State
- 23 pts, 5 ast vs. Dayton
- 23 pts (3-7 3s), car-hi 8 reb at Boston College
- 26 pts (11-20 fgs, 2-7 3s), 4 rb, 2 stl v. IPFW
- 22 pts (12-12 fts), 6 reb, 5 ast, 2 stl v. Winthrop
- left knee surgery July 27, 2010, played 1st gm 2 yrs ago S. Fla. Dec. 15, 4 pts, 2 ast, 2 stl, 9 min
- graduated in 3 1/2 yrs in Dec. 2011 socioloav

Career-Highs

pts: 28 vs. DePaul (11-30-12)

reb: 9 at Ark(1-16-13)/FSU(12-17-09)/FAMU(12-19-11)

stl: 6 at #14 Xavier(12-3-08)/Chas. So.(12-29-09)

ast: 7 vs. Furman (12-15-12)

3FGs: 6v. NCSst. (11-22-09)/Long Beach(12-23-11)

FTs made straight: 27 to start 2009-10

Season-Highs

pts: 28 vs. DePaul (11-30-12)

reb: 9 at Arkansas (1-16-13)

ast: 7 vs. Furman (12-15-12)

3FGs: 5 vs. #12 Illinois (12-29-12)

FTs made straight: 21



24 BRIAN GREENE JR.

PPG	APG	FG%	3FG%	FT%
3.3	1.1	.380	.433	.538

- 4.8 ppg(12-23 3s, .522 SEC), 1.5 ppg non-conf.
- 14 pts (6-6 fgs, 2-2 3s), 28 min at SC
- 11 pts (3-4 3s), 8 min at Vanderbilt
- 9 pts(2-3 3s), 3ast, 2reb, 24 min at #17 Missouri
- 8 pts (2-4 3s), 17 min at Ole Miss
- 6 pts, 2 ast, 1 reb, 15 min at Arkansas
- 8 pts, 2ast, 2stl, 13 min, 2nd start v. Rhode Island
- 1st collegiate start at Boston College Nov. 21
- bio. strong point guard w/ 36 inch vertical

Career/Season-Highs

pts: 14 at South Carolina (1-12-13)

reb: 2 at #17 Missouri(2-2-13)v. Dayton(11-18-12)

ast: 5 vs. Grambling (12-11-12)



25 JORDAN GRANGER

PPG	RPG	FG%	3FG%	FT%
1.2	1.1	.368	.000	.833

- started 3 gms v. Ala., UK, & Ark; 5 pts v. Ark.
- 4 pts, 4 reb, season-hi 14 min at #17 Missouri
- 6 pts, 2 reb, 9 min vs. Grambling
- 4 pts, 3 reb, 1 blk, 10 min v. TN Tech
- 2 pts, 2 reb in season-hi 15 min vs. #7 Florida
- Missouri Player of the Year last season avg. 14.8 ppg, 8.8 rpg, 3.9 bpg at McClure North
- led team to 2-straight Missouri Class 5A state championships

Career/Season-Highs

pts: 6 vs. Grambling (12-11-12)

reb: 4 at #17 Missouri (2-2-13)

blk: 1 vs. Tennessee Tech (12-18-12)



32 NOEL JOHNSON

PPG	RPG	FG%	3FG%	FT%
5.1	2.1	.345	.382	.571

- 12 pts (4-7 3s), 3 reb at Kentucky
- car-hi 14 pts(4-6 3s), 4rb, 2blk, 15 min v. Grambling
- 13 pts (4-6 3s), 3 reb vs. Rhode Island
- 12 pts (11 in 1st w/3-straight 3s) at CofC
- 10 pts (2-3 3s), 2 reb, 2 ast, 1 blk, 1 stl v. Dayton
- 10 pts (2-5 3s) vs. DePaul; 9 pts(3-6 3s) at SC
- son of Lynbert "Cheese" Johnson, who played for Golden State Warriors and Wichita State

Career-Highs

pts: 14 vs. Grambling (12-11-12)

reb: 8 vs. Bethune-Cookman (1-2-12)

ast: 5 vs. Boston College (1-26-10)

3FGs made: 4, 4 times (last at UK 2-9-13)

Season-Highs

pts: 14 vs. Grambling (12-11-12)

reb: 6 vs. IPFW (11-9-12)

ast: 2 vs. Dayton (11-18-12)



41 ROB CHUBB

PPG	RPG	BPG	FG%	FT%
8.9	6.7	1.0	.488	.625

- ranked 10th in SEC with 6.7 rpg
- back-to-back dble-dble 12 pts 11 rb, 3 ast at Ark. & 16 pts, 10reb, 3 stl at SC (4 season, 5 car)
- 13 pts, 4 reb, 2 blk at Alabama
- 10 reb, 4 blk, 3 ast vs. Ole Miss
- 2nd Chubb-double 17 pts, 13 reb v. DePaul
- dbl-dbl 10 pts, 15 reb, 2 blk v. IPFW
- 14 pts, 8 reb at Vanderbilt/14 pts, 7 reb v. UK
- 13 pts, 5 reb vs. #12 Illinois
- 12 pts, 7 reb in 15 min vs. Murray State
- 12 pts (10 1st half), 5 reb, 3 blk at Boston Coll.
- 11 pts, 5 reb, 1 blk vs. Dayton
- 10 reb 8 nts vs. Florida State

Career-Highs

pts: 21, 3 times

reb: 15 vs. IPFW (11-9-12)

blk: 5 vs. Nicholls State (11-25-11)

Season-Highs

pts: 17 vs. DePaul (11-30-12)


reb: 15 vs. IPFW (11-9-12)

blk: 4 vs. Ole Miss (1-26-13)

AUBURN TIGERS TV/RADIO ROSTER




0 Asaahn DIXON-TATUM
C, 7-0, 230, Jr.
Anderson, IN
(Chattahoochee
Tech)



1 KT HARRELL
G, 6-4, 215, Jr.
Montgomery, AL
(Virginia)




2 Allen PAYNE
F, 6-6, 215, Jr.
Cincinnati, OH
(Winton Woods)



3 Chris DENSON
G, 6-2, 175, Jr.
Columbus, GA
(Shaw)



4 Dylan SPENCER
G, 6-4, 195, Jr.
Birmingham, AL
(Vestavia Hills)



5 Shaquille JOHNSON
F, 6-5, 225, Fr.
Alpharetta, GA
(Milton)



10 Jordan PRICE
G, 6-5, 225, Fr.
Decatur, GA
(Southwest
DeKalb)



11 Josh WALLACE
G, 5-10, 170, Sr.
Pensacola, FL
(Booker T.
Washington)




12 Nick PELLAR
G, 6-6, 200, Fr.
Munster, IN
(IMG Academy, FL)




22 C.J. HOLMES
G, 6-0, 195, Fr.
Washington, DC
(IMG Academy, FL)



23 Frankie SULLIVAN
G, 6-1, 206, Sr.
Uniontown, AL
(R.C. Hatch)



24 Brian GREENE JR.
G, 6-3, 205, Fr.
Chicago, IL
(IMG Academy, FL)



25 Jordon GRANGER
F, 6-9, 215, Fr.
Florissant, MO
(McClure North)



32 Noel JOHNSON
F, 6-6, 205, Sr.
Fayetteville, GA
(Clemson)



41 Rob CHUBB
C, 6-10, 250, Sr.
Peachtree City, GA
(Montverde
Academy, FL)



Tony BARBEE
Head Coach
(UMass '93)
3rd year at Auburn



Ryan MILLER
Assoc. Head
Coach
(Northern State '00)
1st year at Auburn



Tony MADLOCK
Assistant Coach
(Memphis '91)
3rd year at Auburn



Milt WAGNER
Assistant Coach
(Louisville/
Memphis '04)
3rd year at Auburn



Randall DICKEY
Dir. of Basketball
Operations
(Ouachita Baptist '83)
3rd year at Auburn



Steve SMITH
Exec. Dir. of
Basketball
(UMass '81)
3rd year at Auburn



Harper WILLIAMS
Admin. Asst.
(UMass '93)
2nd year at Auburn



Jermile BROOKS
Asst. Trainer
(Clemson '01)
1st year at Auburn

PRONUNCIATION CHART

Noel Johnson
No - elle

Asaahn Dixon-Tatum.
Uh-Sahn Dixon-Tatum

Jordon Granger.....
Jore - DON Grain - jer

Jordan Price.....
Jore - dan

Nick Pellar Pell - er

Jermile Brooks
Jer - mell

2012-13 Auburn Tigers Basketball
Auburn Combined Team Statistics (as of Feb 26, 2013)
All games

RECORD:	OVERALL	HOME	AWAY	NEUTRAL
ALL GAMES	9-19	7-8	2-8	0-3
CONFERENCE	3-12	2-5	1-7	0-0
NON-CONFERENCE	6-7	5-3	1-1	0-3

#	Player	gp-gs	min	avg	Total		3-Point		F-Throw		Rebounds			pf	dq	a	to	blk	stl	pts	avg									
					fg-fga	fg%	3fg-fga	3fg%	ft-fa	ft%	off	def	tot									avg								
23	Sullivan, Frankie	28-26	875	31.3	129-349	.370	48-171	.281	97-125	.776	13	101	114	4.1	68	1	79	82	7	31	403	14.4								
03	Denson, Chris	17-9	406	23.9	63-132	.477	6-18	.333	51-80	.638	14	31	45	2.6	24	0	25	21	3	13	183	10.8								
41	Chubb, Rob	28-27	708	25.3	102-209	.488	0-0	.000	45-72	.625	69	118	187	6.7	82	2	22	60	29	13	249	8.9								
02	Payne, Allen	28-27	771	27.5	84-188	.447	11-48	.229	44-63	.698	41	90	131	4.7	77	1	36	51	2	35	223	8.0								
05	Johnson, Shaquille	28-20	542	19.4	50-123	.407	15-53	.283	45-65	.692	33	53	86	3.1	53	1	40	30	9	17	160	5.7								
10	Price, Jordan	23-3	332	14.4	40-109	.367	25-67	.373	17-23	.739	8	31	39	1.7	28	0	18	21	2	10	122	5.3								
32	Johnson, Noel	28-4	485	17.3	48-139	.345	39-102	.382	8-14	.571	10	50	60	2.1	51	1	12	25	6	9	143	5.1								
00	Dixon-Tatum, Asauhn	28-1	391	14.0	41-88	.466	0-0	.000	25-36	.694	46	44	90	3.2	57	2	5	19	34	11	107	3.8								
11	Wallace, Josh	28-16	683	24.4	30-96	.313	3-11	.273	35-50	.700	5	51	56	2.0	61	3	80	35	3	33	98	3.5								
24	Greene Jr., Brian	24-2	298	12.4	30-79	.380	13-30	.433	7-13	.538	4	11	15	0.6	28	0	27	16	1	19	80	3.3								
12	Pellar, Nick	2-0	4	2.0	1-2	.500	1-1	1.000	0-0	.000	1	0	1	0.5	0	0	0	0	0	0	3	1.5								
25	Granger, Jordon	20-3	122	6.1	7-19	.368	0-1	.000	10-12	.833	8	13	21	1.1	15	0	1	7	1	3	24	1.2								
04	Spencer, Dylan	2-0	4	2.0	0-1	.000	0-1	.000	0-0	.000	0	1	1	0.5	1	0	0	0	0	0	0	0.0								
22	Holmes, C.J.	3-0	5	1.7	0-0	.000	0-0	.000	0-0	.000	0	0	0	0.0	0	0	0	0	0	0	0	0.0								
Team											46	58	104		3		1													
Total.....		28	5700		630-1548	.407	162-507	.320	389-561	.693	304	658	962	34.4	559	11	348	378	102	197	1811	64.7								
Opponents.....		28	5700		651-1501	.434	199-587	.339	411-614	.669	288	684	972	34.7	516	6	381	386	102	192	1912	68.3								

TEAM STATISTICS	AU	OPP	Date	Opponent	Score	Att.
SCORING	1811	1912	11/09/12	IPFW	w 61-50	6391
Points per game	64.7	68.3	^ 11/15/12	vs Murray State	L 59-79	4716
Scoring margin	-3.6	-	^ 11/16/12	at Coll. of Charleston	w 55-51	4780
FIELD GOALS-ATT	630-1548	651-1501	^ 11/18/12	vs Dayton	L 63-73	4262
Field goal pct	.407	.434	! 11/21/12	at Boston College	L 49-50	3102
3 POINT FG-ATT	162-507	199-587	11-25-12	RHODE ISLAND	Lo2 72-78	4557
3-point FG pct	.320	.339	11-30-12	DEPAUL	L 76-80	5827
3-pt FG made per game	5.8	7.1	12-11-12	GRAMBLING STATE	w 92-42	4314
FREE THROWS-ATT	389-561	411-614	12-15-12	FURMAN	w 64-50	4820
Free throw pct	.693	.669	12-18-12	TENNESSEE TECH	w 81-62	4323
F-Throws made per game	13.9	14.7	12-22-12	WINTHROP	L 67-74	5156
REBOUNDS	962	972	% 12-29-12	vs Illinois	L 79-81	18136
Rebounds per game	34.4	34.7	01-02-13	FLORIDA STATE	w 78-72	6496
Rebounding margin	-0.4	-	* 01-09-13	LSU	w 68-63	6355
ASSISTS	348	381	* 1/12/13	at South Carolina	w 74-71	9117
Assists per game	12.4	13.6	* 01-16-13	at Arkansas	Lo2 80-88	13404
TURNOVERS	378	386	* 01-19-13	KENTUCKY	L 53-75	9121
Turnovers per game	13.5	13.8	* 01/23/13	at Vanderbilt	L 61-73	9961
Turnover margin	+0.3	-	* 01-26-13	OLE MISS	L 61-63	8740
Assist/turnover ratio	0.9	1.0	* 01/30/13	at Georgia	L 49-57	4767
STEALS	197	192	* 2-2-13	at Missouri	L 77-91	12313
Steals per game	7.0	6.9	* 02-06-13	ALABAMA	w 49-37	7502
BLOCKS	102	102	* 02/09/13	at Kentucky	L 62-72	24253
Blocks per game	3.6	3.6	* 02-13-13	ARKANSAS	L 75-83	5783
ATTENDANCE	93660	128719	* 02-16-13	FLORIDA	L 52-83	8953
Home games-Avg/Game	15-6244	10-10160	* 02-20-13	TEXAS A&M	L 56-65	5322
Neutral site-Avg/Game	-	3-9038	* 2/23/13	at Ole Miss	L 55-88	7275
			* 2/26/13	at Alabama	L 43-61	12633

Score by Periods	1st	2nd	OT	OT2	Totals
Auburn	817	967	16	11	1811
Opponents	904	967	16	25	1912

^ = Charleston Classic (Charleston, SC)
! = Charleston Classic Finale (Chesnut Hill, MA)
% = United Center (Chicago, IL)
* = Conference game

2012-13 Auburn Tigers Basketball
Auburn Season Schedule/Results & Leaders (as of Feb 26, 2013)
All games

RECORD:	OVERALL	HOME	AWAY	NEUTRAL
ALL GAMES	9-19	7-8	2-8	0-3
CONFERENCE	3-12	2-5	1-7	0-0
NON-CONFERENCE	6-7	5-3	1-1	0-3

Date	Opponent	Score	Att.	High Points	High Rebounds
11/09/12	IPFW	W 61-50	6391	(26)Sullivan, Frankie	(15)Chubb, Rob
11/15/12	^vs Murray State	59-79 L	4716	(12)Dixon-Tatum, Asauhn (12)Chubb, Rob	(9)Johnson, Shaquille
11/16/12	^at Coll. of Charleston	W 55-51	4780	(24)Sullivan, Frankie	(5)Chubb, Rob (5)Sullivan, Frankie
11/18/12	^vs Dayton	63-73 L	4262	(23)Sullivan, Frankie	(5)Chubb, Rob (5)Adamu, Shareif
11/21/12	!at Boston College	49-50 L	3102	(23)Sullivan, Frankie	(8)Sullivan, Frankie
11-25-12	RHODE ISLAND	72-78 Lo2	4557	(19)Price, Jordan	(9)Chubb, Rob
11-30-12	DEPAUL	76-80 L	5827	(28)Sullivan, Frankie	(13)Chubb, Rob
12-11-12	GRAMBLING STATE	W 92-42	4314	(14)Johnson, Noel (14)Price, Jordan	(7)Payne, Allen
12-15-12	FURMAN	W 64-50	4820	(17)Denson, Chris	(9)Dixon-Tatum, Asauhn
12-18-12	TENNESSEE TECH	W 81-62	4323	(20)Denson, Chris	(8)Dixon-Tatum, Asauhn
12-22-12	WINTHROP	67-74 L	5156	(22)Sullivan, Frankie	(6)Sullivan, Frankie
12-29-12	%vs Illinois	79-81 L	18136	(21)Sullivan, Frankie	(10)PAYNE, Allen
01-02-13	FLORIDA STATE	W 78-72	6496	(24)Sullivan, Frankie	(10)Chubb, Rob
01-09-13	*LSU	W 68-63	6355	(15)Payne, Allen	(9)Johnson, Shaquille
1/12/13	*at South Carolina	W 74-71	9117	(17)Sullivan, Frankie	(10)Chubb, Rob
01-16-13	*at Arkansas	80-88 Lo2	13404	(26)Sullivan, Frankie	(11)Chubb, Rob
01-19-13	*KENTUCKY	53-75 L	9121	(14)Chubb, Rob	(7)Chubb, Rob
01/23/13	*at Vanderbilt	61-73 L	9961	(14)Sullivan, Frankie (14)Chubb, Rob	(8)Chubb, Rob
01-26-13	*OLE MISS	61-63 L	8740	(18)Denson, Chris	(10)Chubb, Rob
01/30/13	*at Georgia	49-57 L	4767	(13)Sullivan, Frankie (13)Payne, Allen	(6)Chubb, Rob
2-2-13	*at Missouri	77-91 L	12313	(12)Sullivan, Frankie	(5)Price, Jordan
02-06-13	*ALABAMA	W 49-37	7502	(11)Payne, Allen (11)Wallace, Josh	(7)Chubb, Rob
02/09/13	*at Kentucky	62-72 L	24253	(15)Denson, Chris	(7)Sullivan, Frankie
02-13-13	*ARKANSAS	75-83 L	5783	(18)Denson, Chris	(8)Chubb, Rob
02-16-13	*FLORIDA	52-83 L	8953	(13)Denson, Chris	(7)Payne, Allen
02-20-13	*TEXAS A&M	56-65 L	5322	(11)Payne, Allen	(6)Johnson, Shaquille
2/23/13	*at Ole Miss	55-88 L	7275	(18)Johnson, Shaquille	(7)Payne, Allen
2/26/13	*at Alabama	43-61 L	12633	(13)Chubb, Rob	(6)Payne, Allen

^ = Charleston Classic (Charleston, SC)
! = Charleston Classic Finale (Chesnut Hill, MA)
% = United Center (Chicago, IL)
* = Conference game

Attendance Summary	Games	Attend	Avg/Game
Home	15	93660	6244
Away	10	101605	10160
Neutral	3	27114	9038
Total	28	222379	7942

2012-13 Auburn Tigers Basketball
Auburn Combined Team Statistics (as of Feb 26, 2013)
Conference games

RECORD:	OVERALL	HOME	AWAY	NEUTRAL
ALL GAMES	3-12	2-5	1-7	0-0
CONFERENCE	3-12	2-5	1-7	0-0
NON-CONFERENCE	0-0	0-0	0-0	0-0

##	Player	gp-gs	min	Total		3-Point		F-Throw		Rebounds				pf	dq	a	to	blk	stl	pts	avg	
				fg-fga	fg%	3fg-fga	3fg%	ft-fa	ft%	off	def	tot	avg									
23	Sullivan, Frankie	15-13	451	30.1	55-165	.333	23-85	.271	39-57	.684	5	56	61	4.1	35	1	35	42	4	15	172	11.5
03	Denson, Chris	12-4	272	22.7	38-84	.452	3-10	.300	28-47	.596	6	19	25	2.1	18	0	14	10	2	8	107	8.9
41	Chubb, Rob	15-14	384	25.6	49-104	.471	0-0	.000	29-44	.659	30	61	91	6.1	40	2	16	34	17	7	127	8.5
02	Payne, Allen	15-15	419	27.9	46-99	.465	7-27	.259	21-28	.750	14	49	63	4.2	42	1	18	27	0	15	120	8.0
05	Johnson, Shaquille	15-11	321	21.4	32-75	.427	10-32	.313	30-41	.732	20	34	54	3.6	35	0	23	18	3	6	104	6.9
24	Greene Jr., Brian	13-0	172	13.2	23-51	.451	12-23	.522	5-7	.714	2	7	9	0.7	19	0	12	7	1	8	63	4.8
32	Johnson, Noel	15-1	214	14.3	20-64	.313	17-55	.309	1-2	.500	4	18	22	1.5	32	1	5	13	1	3	58	3.9
11	Wallace, Josh	15-13	391	26.1	19-58	.328	2-8	.250	17-26	.654	3	23	26	1.7	38	2	38	18	0	10	57	3.8
10	Price, Jordan	12-0	153	12.8	13-50	.260	6-31	.194	11-14	.786	4	20	24	2.0	13	0	7	8	1	4	43	3.6
00	Dixon-Tatum, Asauhn	15-1	194	12.9	18-39	.462	0-0	.000	14-18	.778	16	20	36	2.4	30	2	2	8	17	7	50	3.3
25	Granger, Jordon	12-3	79	6.6	3-11	.273	0-1	.000	8-10	.800	5	9	14	1.2	9	0	0	4	0	2	14	1.2
Team																						
Total.....		15	3050		316-800	.395	80-272	.294	203-294	.690	135	343	478	31.9	313	9	170	190	46	85	915	61.0
Opponents.....		15	3050		367-811	.453	115-327	.352	221-329	.672	152	381	533	35.5	267	4	231	177	50	93	1070	71.3

TEAM STATISTICS	AU	OPP	Date	Opponent	Score	Att.
SCORING	915	1070	* 01-09-13	LSU	W 68-63	6355
Points per game	61.0	71.3	* 1/12/13	at South Carolina	W 74-71	9117
Scoring margin	-10.3	-	* 01-16-13	at Arkansas	Lo2 80-88	13404
FIELD GOALS-ATT	316-800	367-811	* 01-19-13	KENTUCKY	L 53-75	9121
Field goal pct	.395	.453	* 01/23/13	at Vanderbilt	L 61-73	9961
3 POINT FG-ATT	80-272	115-327	* 01-26-13	OLE MISS	L 61-63	8740
3-point FG pct	.294	.352	* 01/30/13	at Georgia	L 49-57	4767
3-pt FG made per game	5.3	7.7	* 2-2-13	at Missouri	L 77-91	12313
FREE THROWS-ATT	203-294	221-329	* 02-06-13	ALABAMA	W 49-37	7502
Free throw pct	.690	.672	* 02/09/13	at Kentucky	L 62-72	24253
F-Throws made per game	13.5	14.7	* 02-13-13	ARKANSAS	L 75-83	5783
REBOUNDS	478	533	* 02-16-13	FLORIDA	L 52-83	8953
Rebounds per game	31.9	35.5	* 02-20-13	TEXAS A&M	L 56-65	5322
Rebounding margin	-3.7	-	* 2/23/13	at Ole Miss	L 55-88	7275
ASSISTS	170	231	* 2/26/13	at Alabama	L 43-61	12633
Assists per game	11.3	15.4				
TURNOVERS	190	177				
Turnovers per game	12.7	11.8				
Turnover margin	-0.9	-				
Assist/turnover ratio	0.9	1.3				
STEALS	85	93				
Steals per game	5.7	6.2				
BLOCKS	46	50				
Blocks per game	3.1	3.3				
ATTENDANCE	51776	93723				
Home games-Avg/Game	7-7397	8-11715				
Neutral site-Avg/Game	-	0-0				

^ = Charleston Classic (Charleston, SC)
! = Charleston Classic Finale (Chesnut Hill, MA)
% = United Center (Chicago, IL)
* = Conference game

Score by Periods	1st	2nd	OT	OT2	Totals
Auburn	409	493	8	5	915
Opponents	503	546	8	13	1070

2012-13 Auburn Tigers Basketball
Auburn Extended Season Box Score (as of Feb 26, 2013)
All games

RECORD:	OVERALL	HOME	AWAY	NEUTRAL
ALL GAMES	9-19	7-8	2-8	0-3
CONFERENCE	3-12	2-5	1-7	0-0
NON-CONFERENCE	6-7	5-3	1-1	0-3

##	Player	gp-gs	min	avg	Total		3-Point		F-Throw		Rebounds					pf	dq	a	a/g	to	to/g	a/to	blk	blk/g	stl	stl/g	pts	avg
					fg-fga	fg%	3fg-fga	3fg%	ft-fa	ft%	off	def	tot	avg														
23	Sullivan, Frankie	28-26	875	31.3	129-349	.370	48-171	.281	97-125	.776	13	101	114	4.1	68	1	79	2.82	82	2.93	0.96	7	0.25	31	1.11	403	14.4	
03	Denson, Chris	17-9	406	23.9	63-132	.477	6-18	.333	51-80	.638	14	31	45	2.6	24	0	25	1.47	21	1.24	1.19	3	0.18	13	0.76	183	10.8	
41	Chubb, Rob	28-27	708	25.3	102-209	.488	0-0	.000	45-72	.625	69	118	187	6.7	82	2	22	0.79	60	2.14	0.37	29	1.04	13	0.46	249	8.9	
02	Payne, Allen	28-27	771	27.5	84-188	.447	11-48	.229	44-63	.698	41	90	131	4.7	77	1	36	1.29	51	1.82	0.71	2	0.07	35	1.25	223	8.0	
05	Johnson, Shaquille	28-20	542	19.4	50-123	.407	15-53	.283	45-65	.692	33	53	86	3.1	53	1	40	1.43	30	1.07	1.33	9	0.32	17	0.61	160	5.7	
10	Price, Jordan	23-3	332	14.4	40-109	.367	25-67	.373	17-23	.739	8	31	39	1.7	28	0	18	0.78	21	0.91	0.86	2	0.09	10	0.43	122	5.3	
32	Johnson, Noel	28-4	485	17.3	48-139	.345	39-102	.382	8-14	.571	10	50	60	2.1	51	1	12	0.43	25	0.89	0.48	6	0.21	9	0.32	143	5.1	
00	Dixon-Tatum, Asauhn	28-1	391	14.0	41-88	.466	0-0	.000	25-36	.694	46	44	90	3.2	57	2	5	0.18	19	0.68	0.26	34	1.21	11	0.39	107	3.8	
11	Wallace, Josh	28-16	683	24.4	30-96	.313	3-11	.273	35-50	.700	5	51	56	2.0	61	3	80	2.86	35	1.25	2.29	3	0.11	33	1.18	98	3.5	
24	Greene Jr., Brian	24-2	298	12.4	30-79	.380	13-30	.433	7-13	.538	4	11	15	0.6	28	0	27	1.13	16	0.67	1.69	1	0.04	19	0.79	80	3.3	
12	Pellar, Nick	2-0	4	2.0	1-2	.500	1-1	1.000	0-0	.000	1	0	1	0.5	0	0	0	0.00	0	0.00	0.00	0	0.00	0	0.00	3	1.5	
25	Granger, Jordon	20-3	122	6.1	7-19	.368	0-1	.000	10-12	.833	8	13	21	1.1	15	0	1	0.05	7	0.35	0.14	1	0.05	3	0.15	24	1.2	
04	Spencer, Dylan	2-0	4	2.0	0-1	.000	0-1	.000	0-0	.000	0	1	1	0.5	1	0	0	0.00	0	0.00	0.00	0	0.00	0	0.00	0	0.0	
22	Holmes, C.J.	3-0	5	1.7	0-0	.000	0-0	.000	0-0	.000	0	0	0	0.0	0	0	0	0.00	0	0.00	0.00	0	0.00	0	0.00	0	0.0	
Total.....		28	5700		630-1548	.407	162-507	.320	389-561	.693	304	658	962	34.4	559	11	348	12.43	378	13.50	0.92	102	3.64	197	7.04	1811	64.7	
Opponents.....		28	5700		651-1501	.434	199-587	.339	411-614	.669	288	684	972	34.7	516	6	381	13.61	386	13.79	0.99	102	3.64	192	6.86	1912	68.3	

Score by Periods	1st	2nd	OT	OT2	Totals
Auburn	817	967	16	11	1811
Opponents	904	967	16	25	1912

2012-13 Auburn Tigers Basketball
Auburn Individual Game-by-Game (as of Feb 26, 2013)
All games

#00 Dixon-Tatum, Asauhn

Opponent	Date	gs	min	Total		3-Pointers		Free throws		Rebounds				pf	a	t/o	blk	stl	pts	avg	
				fg-fga	pct	3fg-fga	pct	ft-fa	pct	off	def	tot	avg								
IPFW	11/09/12		8	0-3	.000	0-0	.000	0-0	.000	1	1	2	2.0	1	0	1	1	0	0	0.0	
vs Murray State	11/15/12		28	6-8	.750	0-0	.000	0-0	.000	7	1	8	5.0	2	1	2	3	1	12	6.0	
at Coll. of Charleston	11/16/12		7	0-1	.000	0-0	.000	0-0	.000	0	0	0	3.3	3	0	1	1	0	0	4.0	
vs Dayton	11/18/12		8	1-1	1.000	0-0	.000	0-0	.000	0	0	0	2.5	2	0	2	1	1	2	3.5	
at Boston College	11/21/12		8	0-2	.000	0-0	.000	0-0	.000	0	1	1	2.2	2	0	0	0	0	0	2.8	
RHODE ISLAND	11-25-12		17	2-3	.667	0-0	.000	0-0	.000	3	0	3	2.3	1	0	1	0	0	4	3.0	
DEPAUL	11-30-12		15	1-2	.500	0-0	.000	7-8	.875	2	3	5	2.7	0	0	0	3	0	9	3.9	
GRAMBLING STATE	12-11-12		21	2-4	.500	0-0	.000	0-0	.000	1	3	4	2.9	3	0	0	3	0	4	3.9	
FURMAN	12-15-12		21	3-10	.300	0-0	.000	0-0	.000	4	5	9	3.6	1	0	0	3	0	6	4.1	
TENNESSEE TECH	12-18-12		17	1-5	.200	0-0	.000	3-6	.500	3	5	8	4.0	2	0	2	0	0	5	4.2	
WINTHROP	12-22-12		13	3-4	.750	0-0	.000	0-1	.000	4	0	4	4.0	3	0	1	0	0	6	4.4	
vs Illinois	12-29-12		17	2-3	.667	0-0	.000	1-2	.500	1	1	2	3.8	4	2	0	1	2	5	4.4	
FLORIDA STATE	01-02-13		17	2-3	.667	0-0	.000	0-1	.000	4	4	8	4.2	3	0	1	1	0	4	4.4	
LSU	01-09-13		14	3-5	.600	0-0	.000	0-0	.000	2	1	3	4.1	0	1	0	1	0	6	4.5	
at South Carolina	1/12/13		9	1-1	1.000	0-0	.000	2-2	1.000	0	0	0	3.8	3	0	1	1	0	4	4.5	
at Arkansas	01-16-13		13	3-3	1.000	0-0	.000	0-2	.000	0	3	3	3.8	1	0	0	1	0	6	4.6	
KENTUCKY	01-19-13		15	4-4	1.000	0-0	.000	2-2	1.000	2	1	3	3.7	1	0	0	1	1	10	4.9	
at Vanderbilt	01/23/13		10	1-2	.500	0-0	.000	0-0	.000	0	3	3	3.7	2	0	2	1	2	2	4.7	
OLE MISS	01-26-13		8	0-2	.000	0-0	.000	0-0	.000	0	0	0	3.5	1	0	0	0	0	0	4.5	
at Georgia	01/30/13		10	0-2	.000	0-0	.000	0-0	.000	1	0	1	3.4	2	0	0	0	0	0	4.3	
at Missouri	2-2-13		21	2-5	.400	0-0	.000	4-4	1.000	2	1	3	3.3	5	1	0	1	0	8	4.4	
ALABAMA	02-06-13		14	0-1	.000	0-0	.000	0-0	.000	2	3	5	3.4	3	0	2	0	1	0	4.2	
at Kentucky	02/09/13		16	0-1	.000	0-0	.000	2-2	1.000	0	2	2	3.3	5	0	2	2	1	2	4.1	
ARKANSAS	02-13-13		15	2-3	.667	0-0	.000	1-2	.500	1	2	3	3.3	1	0	1	3	1	5	4.2	
FLORIDA	02-16-13		13	0-2	.000	0-0	.000	0-0	.000	3	0	3	3.3	0	0	0	2	0	0	4.0	
TEXAS A&M	02-20-13		15	1-3	.333	0-0	.000	0-0	.000	3	1	4	3.3	2	0	0	1	0	2	3.9	
at Ole Miss	2/23/13	*	9	0-3	.000	0-0	.000	0-0	.000	0	1	1	3.3	3	0	0	0	0	0	3.8	
at Alabama	2/26/13		12	1-2	.500	0-0	.000	3-4	.750	0	2	2	3.2	1	0	0	3	1	5	3.8	
Totals			1	391	41-88	.466	0-0	.000	25-36	.694	46	44	90	3.2	57	5	19	34	11	107	3.8

Games played: 28
 Minutes/game: 14.0
 Points/game: 3.8
 FG Pct: 46.6
 FT Pct: 69.4

Rebounds/game: 3.2
 Assists/game: 0.2
 Turnovers/game: 0.7
 Assist/turnover ratio: 0.3
 Steals/game: 0.4
 Blocks/game: 1.2

2012-13 Auburn Tigers Basketball
Auburn Individual Game-by-Game (as of Feb 26, 2013)
All games

#02 Payne, Allen

Opponent	Date	gs	min	Total		3-Pointers		Free throws		Rebounds				pf	a	t/o	blk	stl	pts	avg	
				fg-fga	pct	3fg-fga	pct	ft-fta	pct	off	def	tot	avg								
IPFW	11/09/12	*	37	4-7	.571	0-0	.000	4-6	.667	4	3	7	7.0	2	3	2	0	3	12	12.0	
vs Murray State	11/15/12	*	17	0-5	.000	0-1	.000	6-8	.750	1	3	4	5.5	2	1	3	0	1	6	9.0	
at Coll. of Charleston	11/16/12	*	28	0-7	.000	0-1	.000	0-0	.000	1	3	4	5.0	3	0	1	0	2	0	6.0	
vs Dayton	11/18/12	*	33	4-8	.500	1-2	.500	0-0	.000	1	3	4	4.8	3	1	2	0	0	9	6.8	
at Boston College	11/21/12		29	3-7	.429	0-1	.000	1-3	.333	1	5	6	5.0	3	1	1	1	2	7	6.8	
RHODE ISLAND	11-25-12	*	36	4-11	.364	1-4	.250	0-0	.000	2	3	5	5.0	4	0	3	1	2	9	7.2	
DEPAUL	11-30-12	*	22	4-6	.667	0-0	.000	0-0	.000	2	1	3	4.7	2	0	4	0	4	8	7.3	
GRAMBLING STATE	12-11-12	*	18	4-7	.571	0-3	.000	1-2	.500	2	5	7	5.0	0	2	0	0	1	9	7.5	
FURMAN	12-15-12	*	19	2-3	.667	1-1	1.000	0-0	.000	0	0	0	4.4	4	0	3	0	2	5	7.2	
TENNESSEE TECH	12-18-12	*	24	2-3	.667	1-2	.500	0-0	.000	2	4	6	4.6	2	4	1	0	1	5	7.0	
WINTHROP	12-22-12	*	29	3-9	.333	0-4	.000	0-0	.000	4	1	5	4.6	3	2	1	0	0	6	6.9	
vs Illinois	12-29-12	*	27	4-8	.500	0-2	.000	2-3	.667	3	7	10	5.1	4	1	0	0	1	10	7.2	
FLORIDA STATE	01-02-13	*	33	4-8	.500	0-0	.000	9-13	.692	4	3	7	5.2	3	3	3	0	1	17	7.9	
LSU	01-09-13	*	29	7-12	.583	1-3	.333	0-0	.000	0	4	4	5.1	2	4	1	0	0	15	8.4	
at South Carolina	1/12/13	*	34	4-7	.571	0-1	.000	0-2	.000	2	1	3	5.0	4	1	3	0	2	8	8.4	
at Arkansas	01-16-13	*	36	4-6	.667	1-2	.500	0-0	.000	1	3	4	4.9	5	1	3	0	0	9	8.4	
KENTUCKY	01-19-13	*	35	4-8	.500	0-2	.000	3-4	.750	1	3	4	4.9	1	0	1	0	2	11	8.6	
at Vanderbilt	01/23/13	*	33	1-1	1.000	0-0	.000	1-1	1.000	0	5	5	4.9	2	2	2	0	2	3	8.3	
OLE MISS	01-26-13	*	27	3-8	.375	0-3	.000	0-0	.000	0	1	1	4.7	4	1	0	0	0	6	8.2	
at Georgia	01/30/13	*	26	3-8	.375	2-4	.500	5-6	.833	2	2	4	4.7	4	0	3	0	2	13	8.4	
at Missouri	2-2-13	*	21	1-3	.333	0-0	.000	4-4	1.000	1	3	4	4.6	2	0	3	0	0	6	8.3	
ALABAMA	02-06-13	*	30	4-5	.800	0-1	.000	3-3	1.000	1	5	6	4.7	1	1	1	0	2	11	8.4	
at Kentucky	02/09/13	*	17	2-5	.400	1-1	1.000	0-1	.000	0	1	1	4.5	2	0	0	0	0	5	8.3	
ARKANSAS	02-13-13	*	30	3-10	.300	1-3	.333	1-2	.500	2	3	5	4.5	4	1	2	0	1	8	8.3	
FLORIDA	02-16-13	*	24	1-6	.167	0-1	.000	1-2	.500	1	6	7	4.6	3	1	1	0	1	3	8.0	
TEXAS A&M	02-20-13	*	26	4-7	.571	1-3	.333	2-2	1.000	0	2	2	4.5	3	0	3	0	0	11	8.2	
at Ole Miss	2/23/13	*	27	4-8	.500	0-2	.000	1-1	1.000	1	6	7	4.6	2	2	2	0	2	9	8.2	
at Alabama	2/26/13	*	24	1-5	.200	0-1	.000	0-0	.000	2	4	6	4.7	3	4	2	0	1	2	8.0	
Totals			27	771	84-188	.447	11-48	.229	44-63	.698	41	90	131	4.7	77	36	51	2	35	223	8.0

Games played: 28
Minutes/game: 27.5
Points/game: 8.0
FG Pct: 44.7
3FG Pct: 22.9
FT Pct: 69.8

Rebounds/game: 4.7
Assists/game: 1.3
Turnovers/game: 1.8
Assist/turnover ratio: 0.7
Steals/game: 1.3
Blocks/game: 0.1

2012-13 Auburn Tigers Basketball
Auburn Individual Game-by-Game (as of Feb 26, 2013)
All games

#03 Denson, Chris

Opponent	Date	gs	min	Total		3-Pointers		Free throws		Rebounds				pf	a	t/o	blk	stl	pts	avg	
				fg-fga	pct	3fg-fga	pct	ft-fa	pct	off	def	tot	avg								
GRAMBLING STATE	12-11-12	*	20	5-6	.833	0-1	.000	3-6	.500	0	0	0	0.0	0	1	1	0	0	13	13.0	
FURMAN	12-15-12	*	30	7-10	.700	0-0	.000	3-4	.750	1	5	6	3.0	3	2	2	0	0	17	15.0	
TENNESSEE TECH	12-18-12	*	23	5-11	.455	1-3	.333	9-10	.900	2	3	5	3.7	1	1	2	0	2	20	16.7	
WINTHROP	12-22-12	*	36	6-13	.462	1-3	.333	5-7	.714	3	2	5	4.0	0	3	0	0	2	18	17.0	
vs Illinois	12-29-12	*	25	2-8	.250	1-1	1.000	3-6	.500	2	2	4	4.0	2	4	6	1	1	8	15.2	
KENTUCKY	01-19-13		13	0-4	.000	0-0	.000	0-0	.000	1	2	3	3.8	1	3	0	0	0	0	12.7	
at Vanderbilt	01/23/13		18	0-4	.000	0-3	.000	1-2	.500	0	1	1	3.4	3	1	2	0	0	1	11.0	
OLE MISS	01-26-13		26	6-9	.667	0-0	.000	6-8	.750	1	0	1	3.1	3	0	0	1	1	18	11.9	
at Georgia	01/30/13	*	28	4-12	.333	0-2	.000	4-9	.444	1	2	3	3.1	2	0	0	0	0	12	11.9	
at Missouri	2-2-13	*	25	3-8	.375	1-2	.500	3-6	.500	0	3	3	3.1	2	1	1	0	2	10	11.7	
ALABAMA	02-06-13		28	3-7	.429	1-1	1.000	2-4	.500	0	2	2	3.0	0	0	1	1	1	9	11.5	
at Kentucky	02/09/13		29	7-10	.700	0-0	.000	1-2	.500	2	2	4	3.1	0	1	0	0	0	15	11.8	
ARKANSAS	02-13-13	*	28	6-9	.667	1-1	1.000	5-8	.625	0	2	2	3.0	3	5	2	0	0	18	12.2	
FLORIDA	02-16-13	*	25	5-8	.625	0-0	.000	3-4	.750	0	1	1	2.9	1	1	1	0	1	13	12.3	
TEXAS A&M	02-20-13		23	4-7	.571	0-1	.000	1-2	.500	0	1	1	2.7	3	1	1	0	1	9	12.1	
at Ole Miss	2/23/13		3	0-1	.000	0-0	.000	0-0	.000	0	0	0	2.6	0	0	0	0	0	0	11.3	
at Alabama	2/26/13		26	0-5	.000	0-0	.000	2-2	1.000	1	3	4	2.6	0	1	2	0	2	2	10.8	
Totals			9	406	63-132	.477	6-18	.333	51-80	.638	14	31	45	2.6	24	25	21	3	13	183	10.8

Games played: 17
Minutes/game: 23.9
Points/game: 10.8
FG Pct: 47.7
3FG Pct: 33.3
FT Pct: 63.8

Rebounds/game: 2.6
Assists/game: 1.5
Turnovers/game: 1.2
Assist/turnover ratio: 1.2
Steals/game: 0.8
Blocks/game: 0.2

2012-13 Auburn Tigers Basketball
Auburn Individual Game-by-Game (as of Feb 26, 2013)
All games

#04 Spencer, Dylan

Opponent	Date	gs	min	Total		3-Pointers		Free throws		Rebounds				pf	a	t/o	blk	stl	pts	avg
				fg-fga	pct	3fg-fga	pct	ft-fa	pct	off	def	tot	avg							
GRAMBLING STATE	12-11-12		3	0-1	.000	0-1	.000	0-0	.000	0	1	1	1.0	0	0	0	0	0	0	0.0
TENNESSEE TECH	12-18-12		1	0-0	.000	0-0	.000	0-0	.000	0	0	0	0.5	1	0	0	0	0	0	0.0
Totals			0	0-1	.000	0-1	.000	0-0	.000	0	1	1	0.5	1	0	0	0	0	0	0.0

Games played: 2
Minutes/game: 2.0
FG Pct: 0.0
3FG Pct: 0.0

Rebounds/game: 0.5

#05 Johnson, Shaquille

Opponent	Date	gs	min	Total		3-Pointers		Free throws		Rebounds				pf	a	t/o	blk	stl	pts	avg
				fg-fga	pct	3fg-fga	pct	ft-fa	pct	off	def	tot	avg							
IPFW	11/09/12		2	0-0	.000	0-0	.000	0-0	.000	0	0	0	0.0	1	0	0	0	0	0	0.0
vs Murray State	11/15/12		26	0-1	.000	0-0	.000	7-10	.700	4	5	9	4.5	2	3	2	0	1	7	3.5
at Coll. of Charleston	11/16/12	*	12	0-2	.000	0-1	.000	0-0	.000	0	0	0	3.0	0	1	0	0	2	0	2.3
vs Dayton	11/18/12	*	14	2-4	.500	0-2	.000	1-2	.500	0	2	2	2.8	1	0	0	1	1	5	3.0
at Boston College	11/21/12	*	17	1-1	1.000	0-0	.000	0-0	.000	1	0	1	2.4	1	0	0	0	0	2	2.8
RHODE ISLAND	11-25-12		12	1-2	.500	0-0	.000	2-2	1.000	0	2	2	2.3	0	2	2	0	1	4	3.0
DEPAUL	11-30-12		12	0-1	.000	0-0	.000	0-2	.000	2	1	3	2.4	1	3	0	1	0	0	2.6
GRAMBLING STATE	12-11-12	*	17	3-7	.429	1-4	.250	0-0	.000	2	2	4	2.6	0	0	2	0	1	7	3.1
FURMAN	12-15-12	*	26	1-4	.250	1-1	1.000	1-2	.500	2	1	3	2.7	1	2	0	2	0	4	3.2
TENNESSEE TECH	12-18-12	*	19	3-7	.429	1-4	.250	2-3	.667	0	2	2	2.6	2	1	3	1	2	9	3.8
WINTHROP	12-22-12	*	19	2-4	.500	0-2	.000	1-1	1.000	1	0	1	2.5	2	1	1	0	2	5	3.9
vs Illinois	12-29-12	*	19	2-3	.667	1-2	.500	0-0	.000	0	3	3	2.5	5	3	1	1	0	5	4.0
FLORIDA STATE	01-02-13	*	26	3-12	.250	1-5	.200	1-2	.500	1	1	2	2.5	2	1	1	0	1	8	4.3
LSU	01-09-13	*	30	3-8	.375	1-3	.333	4-4	1.000	3	6	9	2.9	3	3	3	1	0	11	4.8
at South Carolina	1/12/13	*	14	1-2	.500	1-2	.500	2-4	.500	0	1	1	2.8	4	0	1	0	1	5	4.8
at Arkansas	01-16-13	*	22	2-6	.333	2-4	.500	0-0	.000	1	2	3	2.8	3	2	2	0	0	6	4.9
KENTUCKY	01-19-13		14	0-1	.000	0-0	.000	0-0	.000	0	0	0	2.6	2	3	1	0	1	0	4.6
at Vanderbilt	01/23/13	*	27	2-6	.333	1-3	.333	0-0	.000	2	3	5	2.8	3	4	1	1	1	5	4.6
OLE MISS	01-26-13	*	23	2-4	.500	2-3	.667	3-4	.750	2	6	8	3.1	2	2	2	1	0	9	4.8
at Georgia	01/30/13	*	13	0-2	.000	0-1	.000	0-0	.000	0	4	4	3.1	3	0	0	0	1	0	4.6
at Missouri	2-2-13	*	24	2-7	.286	0-2	.000	4-4	1.000	1	1	2	3.0	3	0	1	0	1	8	4.8
ALABAMA	02-06-13		5	1-2	.500	0-0	.000	0-0	.000	0	0	0	2.9	0	0	0	0	0	2	4.6
at Kentucky	02/09/13		23	2-5	.400	0-1	.000	6-8	.750	4	1	5	3.0	2	1	1	0	0	10	4.9
ARKANSAS	02-13-13		17	3-3	1.000	2-2	1.000	1-2	.500	1	1	2	3.0	2	1	1	0	0	9	5.0
FLORIDA	02-16-13	*	25	2-5	.400	0-3	.000	4-4	1.000	1	3	4	3.0	2	3	2	0	0	8	5.2
TEXAS A&M	02-20-13	*	25	3-8	.375	1-3	.333	0-2	.000	3	3	6	3.1	3	1	0	0	0	7	5.2
at Ole Miss	2/23/13	*	33	7-11	.636	0-3	.000	4-6	.667	2	2	4	3.1	1	2	0	0	1	18	5.7
at Alabama	2/26/13	*	26	2-5	.400	0-2	.000	2-3	.667	0	1	1	3.1	2	1	3	0	0	6	5.7
Totals			20	50-123	.407	15-53	.283	45-65	.692	33	53	86	3.1	53	40	30	9	17	160	5.7

Games played: 28
Minutes/game: 19.4
Points/game: 5.7
FG Pct: 40.7
3FG Pct: 28.3
FT Pct: 69.2

Rebounds/game: 3.1
Assists/game: 1.4
Turnovers/game: 1.1
Assist/turnover ratio: 1.3
Steals/game: 0.6
Blocks/game: 0.3

2012-13 Auburn Tigers Basketball
Auburn Individual Game-by-Game (as of Feb 26, 2013)
All games

#10 Price, Jordan

Opponent	Date	gs	min	Total		3-Pointers		Free throws		Rebounds				pf	a	t/o	blk	stl	pts	avg	
				fg-fga	pct	3fg-fga	pct	ft-fa	pct	off	def	tot	avg								
IPFW	11/09/12		13	1-2	.500	1-2	.500	0-0	.000	0	0	0	0.0	1	0	2	0	0	3	3.0	
vs Murray State	11/15/12		19	3-10	.300	2-4	.500	1-1	1.000	1	0	1	0.5	1	1	2	0	2	9	6.0	
at Coll. of Charleston	11/16/12	*	19	1-5	.200	0-2	.000	2-2	1.000	0	1	1	0.7	2	1	1	0	1	4	5.3	
vs Dayton	11/18/12	*	10	0-4	.000	0-2	.000	0-0	.000	0	3	3	1.3	1	0	0	0	0	0	4.0	
at Boston College	11/21/12		8	0-2	.000	0-2	.000	0-0	.000	0	0	0	1.0	0	0	1	0	0	0	3.2	
RHODE ISLAND	11-25-12		21	7-11	.636	5-8	.625	0-1	.000	1	0	1	1.0	1	2	1	0	0	19	5.8	
DEPAUL	11-30-12	*	23	1-7	.143	0-3	.000	0-1	.000	0	1	1	1.0	2	3	1	0	0	2	5.3	
GRAMBLING STATE	12-11-12		17	5-6	.833	4-4	1.000	0-0	.000	1	1	2	1.1	1	3	1	0	2	14	6.4	
FURMAN	12-15-12		18	5-6	.833	4-4	1.000	0-0	.000	0	1	1	1.1	2	0	0	0	0	14	7.2	
TENNESSEE TECH	12-18-12		17	3-3	1.000	3-3	1.000	3-4	.750	1	1	2	1.2	2	1	2	1	1	12	7.7	
WINTHROP	12-22-12		14	1-3	.333	0-2	.000	0-0	.000	0	3	3	1.4	2	0	2	0	0	2	7.2	
KENTUCKY	01-19-13		6	0-2	.000	0-1	.000	0-0	.000	0	0	0	1.3	0	1	0	0	0	0	6.6	
at Vanderbilt	01/23/13		2	1-2	.500	1-2	.500	0-0	.000	0	0	0	1.2	0	0	0	0	0	3	6.3	
OLE MISS	01-26-13		7	0-2	.000	0-1	.000	0-0	.000	0	2	2	1.2	2	1	2	0	0	0	5.9	
at Georgia	01/30/13		26	2-7	.286	1-6	.167	0-0	.000	0	4	4	1.4	2	0	0	0	3	5	5.8	
at Missouri	2-2-13		17	1-6	.167	1-5	.200	2-2	1.000	2	3	5	1.6	0	1	1	0	0	5	5.8	
ALABAMA	02-06-13		9	0-1	.000	0-1	.000	0-0	.000	0	1	1	1.6	0	1	0	0	0	0	5.4	
at Kentucky	02/09/13		8	0-2	.000	0-1	.000	0-0	.000	0	1	1	1.6	3	0	0	0	0	0	5.1	
ARKANSAS	02-13-13		12	0-4	.000	0-2	.000	5-6	.833	1	2	3	1.6	0	1	0	1	0	5	5.1	
FLORIDA	02-16-13		24	5-10	.500	1-3	.333	1-2	.500	0	2	2	1.7	1	0	1	0	0	12	5.5	
TEXAS A&M	02-20-13		15	3-6	.500	2-5	.400	1-2	.500	1	0	1	1.6	2	0	0	0	0	9	5.6	
at Ole Miss	2/23/13		16	0-5	.000	0-3	.000	2-2	1.000	0	2	2	1.6	1	2	1	0	1	2	5.5	
at Alabama	2/26/13		11	1-3	.333	0-1	.000	0-0	.000	0	3	3	1.7	2	0	3	0	0	2	5.3	
Totals			3	332	40-109	.367	25-67	.373	17-23	.739	8	31	39	1.7	28	18	21	2	10	122	5.3

Games played: 23
Minutes/game: 14.4
Points/game: 5.3
FG Pct: 36.7
3FG Pct: 37.3
FT Pct: 73.9

Rebounds/game: 1.7
Assists/game: 0.8
Turnovers/game: 0.9
Assist/turnover ratio: 0.9
Steals/game: 0.4
Blocks/game: 0.1

2012-13 Auburn Tigers Basketball
Auburn Individual Game-by-Game (as of Feb 26, 2013)
All games

#11 Wallace, Josh

Opponent	Date	gs	min	Total		3-Pointers		Free throws		Rebounds				pf	a	t/o	blk	stl	pts	avg	
				fg-fga	pct	3fg-fga	pct	ft-fa	pct	off	def	tot	avg								
IPFW	11/09/12	*	28	2-3	.667	0-0	.000	3-4	.750	0	3	3	3.0	4	2	3	0	2	7	7.0	
vs Murray State	11/15/12	*	22	1-3	.333	0-0	.000	0-0	.000	0	1	1	2.0	1	0	4	0	2	2	4.5	
at Coll. of Charleston	11/16/12		23	0-2	.000	0-1	.000	0-0	.000	0	1	1	1.7	1	2	0	0	2	0	3.0	
vs Dayton	11/18/12		16	1-2	.500	0-0	.000	1-2	.500	1	0	1	1.5	5	1	3	0	1	3	3.0	
at Boston College	11/21/12		22	0-2	.000	0-0	.000	0-0	.000	0	0	0	1.2	0	1	2	0	1	0	2.4	
RHODE ISLAND	11-25-12		35	1-3	.333	0-0	.000	0-0	.000	0	7	7	2.2	2	7	0	1	2	2	2.3	
DEPAUL	11-30-12		14	0-3	.000	0-0	.000	0-0	.000	1	1	2	2.1	4	2	1	0	0	0	2.0	
GRAMBLING STATE	12-11-12		17	1-3	.333	0-0	.000	0-0	.000	0	2	2	2.1	1	6	0	1	3	2	2.0	
FURMAN	12-15-12		16	0-1	.000	0-0	.000	0-0	.000	0	0	0	1.9	0	4	1	0	1	0	1.8	
TENNESSEE TECH	12-18-12		24	2-4	.500	0-1	.000	7-9	.778	0	2	2	1.9	1	7	1	0	3	11	2.7	
WINTHROP	12-22-12		18	0-2	.000	0-0	.000	0-0	.000	0	3	3	2.0	2	0	0	0	0	0	2.5	
vs Illinois	12-29-12		23	3-6	.500	1-1	1.000	1-1	1.000	0	3	3	2.1	2	4	1	1	1	8	2.9	
FLORIDA STATE	01-02-13	*	34	0-4	.000	0-0	.000	6-8	.750	0	5	5	2.3	0	6	1	0	5	6	3.2	
LSU	01-09-13	*	29	2-5	.400	0-0	.000	3-6	.500	0	4	4	2.4	1	2	2	0	2	7	3.4	
at South Carolina	1/12/13	*	29	0-1	.000	0-0	.000	1-2	.500	0	1	1	2.3	2	7	2	0	1	1	3.3	
at Arkansas	01-16-13	*	47	2-5	.400	0-0	.000	2-2	1.000	0	5	5	2.5	1	9	2	0	1	6	3.4	
KENTUCKY	01-19-13	*	30	2-7	.286	0-0	.000	0-1	.000	0	1	1	2.4	2	2	1	0	1	4	3.5	
at Vanderbilt	01/23/13	*	32	1-5	.200	1-2	.500	2-2	1.000	0	0	0	2.3	4	2	2	0	0	5	3.6	
OLE MISS	01-26-13	*	25	4-7	.571	0-1	.000	1-1	1.000	0	0	0	2.2	0	2	0	0	1	9	3.8	
at Georgia	01/30/13		16	0-1	.000	0-0	.000	0-0	.000	0	2	2	2.2	2	1	1	0	0	0	3.7	
at Missouri	2-2-13		14	1-2	.500	0-1	.000	0-0	.000	0	0	0	2.0	3	1	0	0	0	2	3.6	
ALABAMA	02-06-13	*	29	3-5	.600	0-0	.000	5-6	.833	0	2	2	2.0	3	2	0	0	1	11	3.9	
at Kentucky	02/09/13	*	34	1-6	.167	0-0	.000	1-2	.500	3	0	3	2.1	4	4	3	0	1	3	3.9	
ARKANSAS	02-13-13	*	27	2-5	.400	1-1	1.000	2-2	1.000	0	3	3	2.1	5	2	0	0	0	7	4.0	
FLORIDA	02-16-13	*	18	0-3	.000	0-1	.000	0-0	.000	0	1	1	2.1	2	1	1	0	0	0	3.8	
TEXAS A&M	02-20-13	*	23	1-3	.333	0-1	.000	0-0	.000	0	3	3	2.1	1	2	2	0	0	2	3.8	
at Ole Miss	2/23/13	*	20	0-1	.000	0-1	.000	0-2	.000	0	0	0	2.0	5	1	2	0	2	0	3.6	
at Alabama	2/26/13	*	18	0-2	.000	0-0	.000	0-0	.000	0	1	1	2.0	3	0	0	0	0	0	3.5	
Totals			16	683	30-96	.313	3-11	.273	35-50	.700	5	51	56	2.0	61	80	35	3	33	98	3.5

Games played: 28
Minutes/game: 24.4
Points/game: 3.5
FG Pct: 31.3
3FG Pct: 27.3
FT Pct: 70.0

Rebounds/game: 2.0
Assists/game: 2.9
Turnovers/game: 1.3
Assist/turnover ratio: 2.3
Steals/game: 1.2
Blocks/game: 0.1

2012-13 Auburn Tigers Basketball
Auburn Individual Game-by-Game (as of Feb 26, 2013)
All games

#12 Pellar, Nick

Opponent	Date	gs	min	Total		3-Pointers		Free throws		Rebounds				pf	a	t/o	blk	stl	pts	avg
				fg-fga	pct	3fg-fga	pct	ft-fta	pct	off	def	tot	avg							
GRAMBLING STATE	12-11-12		3	1-2	.500	1-1	1.000	0-0	.000	1	0	1	1.0	0	0	0	0	0	3	3.0
TENNESSEE TECH	12-18-12		1	0-0	.000	0-0	.000	0-0	.000	0	0	0	0.5	0	0	0	0	0	0	1.5
Totals		0	4	1-2	.500	1-1	1.000	0-0	.000	1	0	1	0.5	0	0	0	0	0	3	1.5

Games played: 2
Minutes/game: 2.0
Points/game: 1.5
FG Pct: 50.0
3FG Pct: 100.0

Rebounds/game: 0.5

#21 Adamu, Shareif

Opponent	Date	gs	min	Total		3-Pointers		Free throws		Rebounds				pf	a	t/o	blk	stl	pts	avg
				fg-fga	pct	3fg-fga	pct	ft-fta	pct	off	def	tot	avg							
IPFW	11/09/12		7	0-2	.000	0-0	.000	1-2	.500	0	1	1	1.0	1	0	1	0	0	1	1.0
vs Murray State	11/15/12	*	13	1-3	.333	0-0	.000	0-0	.000	2	0	2	1.5	2	1	3	0	0	2	1.5
at Coll. of Charleston	11/16/12		27	3-5	.600	1-3	.333	4-6	.667	1	2	3	2.0	3	0	2	2	1	11	4.7
vs Dayton	11/18/12		15	0-1	.000	0-1	.000	0-0	.000	2	3	5	2.8	2	1	2	3	1	0	3.5
at Boston College	11/21/12	*	8	1-2	.500	0-0	.000	0-0	.000	1	0	1	2.4	3	1	2	0	1	2	3.2
RHODE ISLAND	11-25-12		4	0-1	.000	0-0	.000	0-0	.000	0	0	0	2.0	0	0	0	0	0	0	2.7
Totals		2	74	5-14	.357	1-4	.250	5-8	.625	6	6	12	2.0	11	3	10	5	3	16	2.7

Games played: 6
Minutes/game: 12.3
Points/game: 2.7
FG Pct: 35.7
3FG Pct: 25.0
FT Pct: 62.5

Rebounds/game: 2.0
Assists/game: 0.5
Turnovers/game: 1.7
Assist/turnover ratio: 0.3
Steals/game: 0.5
Blocks/game: 0.8

2012-13 Auburn Tigers Basketball
Auburn Individual Game-by-Game (as of Feb 26, 2013)
All games

#22 Holmes, C.J.

Opponent	Date	gs	min	Total		3-Pointers		Free throws		Rebounds				pf	a	t/o	blk	stl	pts	avg	
				fg-fga	pct	3fg-fga	pct	ft-fa	pct	off	def	tot	avg								
vs Dayton	11/18/12		1	0-0	.000	0-0	.000	0-0	.000	0	0	0	0.0	0	0	0	0	0	0	0.0	
GRAMBLING STATE	12-11-12		3	0-0	.000	0-0	.000	0-0	.000	0	0	0	0.0	0	0	0	0	0	0	0.0	
TENNESSEE TECH	12-18-12		1	0-0	.000	0-0	.000	0-0	.000	0	0	0	0.0	0	0	0	0	0	0	0.0	
Totals			0	5	0-0	.000	0-0	.000	0-0	.000	0	0	0	0.0	0	0	0	0	0	0	0.0

Games played: 3
Minutes/game: 1.7

#23 Sullivan, Frankie

Opponent	Date	gs	min	Total		3-Pointers		Free throws		Rebounds				pf	a	t/o	blk	stl	pts	avg	
				fg-fga	pct	3fg-fga	pct	ft-fa	pct	off	def	tot	avg								
IPFW	11/09/12	*	35	11-20	.550	2-7	.286	2-3	.667	1	3	4	4.0	1	0	0	0	2	26	26.0	
vs Murray State	11/15/12	*	24	2-13	.154	0-3	.000	3-7	.429	2	3	5	4.5	1	0	3	1	0	7	16.5	
at Coll. of Charleston	11/16/12	*	36	9-18	.500	2-5	.400	4-4	1.000	0	5	5	4.7	1	2	3	0	2	24	19.0	
vs Dayton	11/18/12	*	35	6-15	.400	1-6	.167	10-11	.909	0	0	0	3.5	4	5	2	0	0	23	20.0	
at Boston College	11/21/12	*	38	8-14	.571	3-7	.429	4-4	1.000	1	7	8	4.4	2	1	5	0	1	23	20.6	
RHODE ISLAND	11-25-12	*	45	3-14	.214	1-9	.111	0-0	.000	0	3	3	4.2	3	6	6	1	1	7	18.3	
DEPAUL	11-30-12	*	38	9-17	.529	4-7	.571	6-6	1.000	0	4	4	4.1	3	5	4	0	2	28	19.7	
GRAMBLING STATE	12-11-12	*	23	4-8	.500	1-3	.333	1-2	.500	0	4	4	4.1	3	5	2	0	3	10	18.5	
FURMAN	12-15-12	*	30	4-11	.364	1-6	.167	2-2	1.000	2	3	5	4.2	2	7	3	0	0	11	17.7	
TENNESSEE TECH	12-18-12	*	22	0-5	.000	0-3	.000	5-6	.833	0	2	2	4.0	3	4	3	1	0	5	16.4	
WINTHROP	12-22-12	*	33	4-17	.235	2-11	.182	12-12	1.000	2	4	6	4.2	2	5	3	0	2	22	16.9	
vs Illinois	12-29-12	*	35	8-17	.471	5-12	.417	0-0	.000	0	3	3	4.1	4	4	5	0	2	21	17.3	
FLORIDA STATE	01-02-13	*	30	6-15	.400	3-7	.429	9-11	.818	0	4	4	4.1	4	0	1	0	1	24	17.8	
LSU	01-09-13	*	34	3-10	.300	2-5	.400	2-4	.500	0	5	5	4.1	5	2	2	2	1	10	17.2	
at South Carolina	1/12/13	*	40	5-13	.385	2-7	.286	5-9	.556	1	3	4	4.1	2	5	1	0	2	17	17.2	
at Arkansas	01-16-13	*	48	9-20	.450	5-11	.455	3-7	.429	1	8	9	4.4	4	1	4	1	1	26	17.8	
KENTUCKY	01-19-13	*	34	5-16	.313	0-6	.000	2-3	.667	0	4	4	4.4	2	2	2	0	1	12	17.4	
at Vanderbilt	01/23/13	*	28	5-12	.417	2-7	.286	2-2	1.000	1	3	4	4.4	4	1	2	1	1	14	17.2	
OLE MISS	01-26-13	*	25	3-11	.273	2-9	.222	4-4	1.000	2	5	7	4.5	3	1	2	0	0	12	16.9	
at Georgia	01/30/13	*	35	4-12	.333	1-6	.167	4-8	.500	0	2	2	4.4	2	4	3	0	2	13	16.8	
at Missouri	2-2-13	*	16	4-9	.444	2-5	.400	2-2	1.000	0	1	1	4.2	2	1	3	0	2	12	16.5	
ALABAMA	02-06-13	*	32	1-13	.077	0-3	.000	5-6	.833	0	4	4	4.2	2	2	4	0	2	7	16.1	
at Kentucky	02/09/13	*	24	3-9	.333	2-3	.667	0-0	.000	0	7	7	4.3	3	3	2	0	1	8	15.7	
ARKANSAS	02-13-13		31	3-7	.429	0-2	.000	5-6	.833	0	4	4	4.3	1	1	5	0	0	11	15.5	
FLORIDA	02-16-13		19	3-6	.500	2-3	.667	0-0	.000	0	1	1	4.2	1	2	3	0	0	8	15.2	
TEXAS A&M	02-20-13	*	28	2-9	.222	1-8	.125	2-2	1.000	0	3	3	4.2	2	6	3	0	0	7	14.9	
at Ole Miss	2/23/13	*	30	4-9	.444	1-3	.333	0-0	.000	0	1	1	4.0	0	3	3	0	0	9	14.7	
at Alabama	2/26/13	*	27	1-9	.111	1-7	.143	3-4	.750	0	5	5	4.1	2	1	3	0	2	6	14.4	
Totals			26	875	129-349	.370	48-171	.281	97-125	.776	13	101	114	4.1	68	79	82	7	31	403	14.4

Games played: 28
Minutes/game: 31.3
Points/game: 14.4
FG Pct: 37.0
3FG Pct: 28.1
FT Pct: 77.6

Rebounds/game: 4.1
Assists/game: 2.8
Turnovers/game: 2.9
Assist/turnover ratio: 1.0
Steals/game: 1.1
Blocks/game: 0.3

2012-13 Auburn Tigers Basketball
Auburn Individual Game-by-Game (as of Feb 26, 2013)
All games

#24 Greene Jr., Brian

Opponent	Date	gs	min	Total		3-Pointers		Free throws		Rebounds				pf	a	t/o	blk	stl	pts	avg
				fg-fga	pct	3fg-fga	pct	ft-fa	pct	off	def	tot	avg							
IPFW	11/09/12		10	0-0	.000	0-0	.000	0-0	.000	0	1	1	1.0	0	3	3	0	0	0	0.0
vs Murray State	11/15/12		11	1-3	.333	0-1	.000	0-4	.000	0	0	0	0.5	1	2	0	0	0	2	1.0
at Coll. of Charleston	11/16/12		1	0-0	.000	0-0	.000	0-0	.000	0	0	0	0.3	0	0	0	0	0	0	0.7
vs Dayton	11/18/12		15	0-3	.000	0-0	.000	0-0	.000	1	1	2	0.8	2	1	1	0	2	0	0.5
at Boston College	11/21/12	*	15	0-2	.000	0-0	.000	0-0	.000	0	1	1	0.8	0	2	0	0	1	0	0.4
RHODE ISLAND	11-25-12	*	13	3-3	1.000	0-0	.000	2-2	1.000	0	0	0	0.7	0	2	1	0	2	8	1.7
DEPAUL	11-30-12		14	1-5	.200	0-1	.000	0-0	.000	0	0	0	0.6	4	0	0	0	1	2	1.7
GRAMBLING STATE	12-11-12		14	0-3	.000	0-1	.000	0-0	.000	0	1	1	0.6	0	5	2	0	2	0	1.5
TENNESSEE TECH	12-18-12		6	0-0	.000	0-0	.000	0-0	.000	0	0	0	0.6	1	0	0	0	0	0	1.3
vs Illinois	12-29-12		14	1-3	.333	1-2	.500	0-0	.000	0	0	0	0.5	0	0	2	0	1	3	1.5
FLORIDA STATE	01-02-13		13	1-6	.167	0-2	.000	0-0	.000	1	0	1	0.5	1	0	0	0	2	2	1.5
LSU	01-09-13		15	2-2	1.000	1-1	1.000	0-0	.000	0	0	0	0.5	2	2	0	0	2	5	1.8
at South Carolina	1/12/13		28	6-6	1.000	2-2	1.000	0-0	.000	0	1	1	0.5	1	1	1	1	0	14	2.8
at Arkansas	01-16-13		15	2-4	.500	0-1	.000	2-3	.667	0	1	1	0.6	2	2	1	0	0	6	3.0
KENTUCKY	01-19-13		15	1-6	.167	0-2	.000	0-0	.000	1	1	2	0.7	2	1	0	0	3	2	2.9
at Vanderbilt	01/23/13		8	4-6	.667	3-4	.750	0-0	.000	0	0	0	0.6	2	1	0	0	0	11	3.4
OLE MISS	01-26-13		14	1-3	.333	1-1	1.000	0-0	.000	0	1	1	0.6	1	0	0	0	1	3	3.4
at Georgia	01/30/13		2	0-0	.000	0-0	.000	0-0	.000	0	0	0	0.6	1	0	0	0	0	0	3.2
at Missouri	2-2-13		24	2-5	.400	2-3	.667	3-4	.750	0	2	2	0.7	3	3	2	0	0	9	3.5
ALABAMA	02-06-13		1	0-0	.000	0-0	.000	0-0	.000	0	0	0	0.7	0	0	2	0	0	0	3.4
FLORIDA	02-16-13		13	1-4	.250	0-2	.000	0-0	.000	1	0	1	0.7	1	0	0	0	0	2	3.3
TEXAS A&M	02-20-13		6	0-5	.000	0-2	.000	0-0	.000	0	0	0	0.6	1	0	0	0	1	0	3.1
at Ole Miss	2/23/13		17	3-7	.429	2-4	.500	0-0	.000	0	1	1	0.7	2	0	1	0	1	8	3.3
at Alabama	2/26/13		14	1-3	.333	1-1	1.000	0-0	.000	0	0	0	0.6	1	2	0	0	0	3	3.3
Totals		2	298	30-79	.380	13-30	.433	7-13	.538	4	11	15	0.6	28	27	16	1	19	80	3.3

Games played: 24
 Minutes/game: 12.4
 Points/game: 3.3
 FG Pct: 38.0
 3FG Pct: 43.3
 FT Pct: 53.8

Rebounds/game: 0.6
 Assists/game: 1.1
 Turnovers/game: 0.7
 Assist/turnover ratio: 1.7
 Steals/game: 0.8
 Blocks/game: 0.0

2012-13 Auburn Tigers Basketball
Auburn Individual Game-by-Game (as of Feb 26, 2013)
All games

#25 Granger, Jordon

Opponent	Date	gs	min	Total		3-Pointers		Free throws		Rebounds				pf	a	t/o	blk	stl	pts	avg	
				fg-fga	pct	3fg-fga	pct	ft-fa	pct	off	def	tot	avg								
IPFW	11/09/12		4	0-0	.000	0-0	.000	0-0	.000	0	0	0	0.0	1	0	1	0	0	0	0.0	
vs Murray State	11/15/12		9	0-1	.000	0-0	.000	0-0	.000	1	1	2	1.0	1	0	0	0	0	0	0.0	
DEPAUL	11-30-12		5	0-0	.000	0-0	.000	0-0	.000	0	0	0	0.7	1	1	0	0	0	0	0.0	
GRAMBLING STATE	12-11-12		9	2-4	.500	0-0	.000	2-2	1.000	1	1	2	1.0	0	0	0	0	0	6	1.5	
FURMAN	12-15-12		3	0-0	.000	0-0	.000	0-0	.000	0	0	0	0.8	0	0	0	0	0	0	1.2	
TENNESSEE TECH	12-18-12		10	2-3	.667	0-0	.000	0-0	.000	1	2	3	1.2	2	0	2	1	1	4	1.7	
WINTHROP	12-22-12		1	0-0	.000	0-0	.000	0-0	.000	0	0	0	1.0	1	0	0	0	0	0	1.4	
FLORIDA STATE	01-02-13		2	0-0	.000	0-0	.000	0-0	.000	0	0	0	0.9	0	0	0	0	0	0	1.3	
at South Carolina	1/12/13		6	0-0	.000	0-0	.000	0-0	.000	0	0	0	0.8	0	0	0	0	0	0	1.1	
at Arkansas	01-16-13		0	0-0	.000	0-0	.000	0-0	.000	0	0	0	0.7	0	0	0	0	0	0	1.0	
at Vanderbilt	01/23/13		2	0-1	.000	0-0	.000	0-0	.000	0	0	0	0.6	1	0	1	0	0	0	0.9	
at Georgia	01/30/13		6	0-1	.000	0-0	.000	1-2	.500	2	0	2	0.8	2	0	0	0	0	1	0.9	
at Missouri	2-2-13		14	0-2	.000	0-1	.000	4-4	1.000	0	4	4	1.0	2	0	1	0	0	4	1.2	
ALABAMA	02-06-13	*	7	0-2	.000	0-0	.000	0-0	.000	1	1	2	1.1	0	0	0	0	0	0	1.1	
at Kentucky	02/09/13	*	4	0-0	.000	0-0	.000	0-0	.000	0	0	0	1.0	1	0	0	0	0	0	1.0	
ARKANSAS	02-13-13	*	11	1-1	1.000	0-0	.000	3-4	.750	0	1	1	1.0	2	0	0	0	1	5	1.3	
FLORIDA	02-16-13		15	1-3	.333	0-0	.000	0-0	.000	1	1	2	1.1	1	0	1	0	1	2	1.3	
TEXAS A&M	02-20-13		6	0-0	.000	0-0	.000	0-0	.000	0	2	2	1.1	0	0	0	0	0	0	1.2	
at Ole Miss	2/23/13		4	1-1	1.000	0-0	.000	0-0	.000	0	0	0	1.1	0	0	0	0	0	2	1.3	
at Alabama	2/26/13		4	0-0	.000	0-0	.000	0-0	.000	1	0	1	1.1	0	0	1	0	0	0	1.2	
Totals			3	122	7-19	.368	0-1	.000	10-12	.833	8	13	21	1.1	15	1	7	1	3	24	1.2

Games played: 20
Minutes/game: 6.1
Points/game: 1.2
FG Pct: 36.8
3FG Pct: 0.0
FT Pct: 83.3

Rebounds/game: 1.1
Assists/game: 0.1
Turnovers/game: 0.4
Assist/turnover ratio: 0.1
Steals/game: 0.2
Blocks/game: 0.1

2012-13 Auburn Tigers Basketball
Auburn Individual Game-by-Game (as of Feb 26, 2013)
All games

#32 Johnson, Noel

Opponent	Date	gs	min	Total		3-Pointers		Free throws		Rebounds				pf	a	t/o	blk	stl	pts	avg	
				fg-fga	pct	3fg-fga	pct	ft-fa	pct	off	def	tot	avg								
IPFW	11/09/12	*	24	0-6	.000	0-2	.000	2-2	1.000	1	5	6	6.0	3	0	1	0	2	2	2.0	
vs Murray State	11/15/12		16	0-4	.000	0-1	.000	0-0	.000	0	0	0	3.0	0	1	0	1	0	0	1.0	
at Coll. of Charleston	11/16/12		18	4-7	.571	3-4	.750	1-2	.500	0	2	2	2.7	1	0	1	0	1	12	4.7	
vs Dayton	11/18/12		25	4-7	.571	2-3	.667	0-0	.000	0	2	2	2.5	1	2	1	1	1	10	6.0	
at Boston College	11/21/12		24	1-3	.333	1-3	.333	0-2	.000	0	2	2	2.4	2	1	0	0	0	3	5.4	
RHODE ISLAND	11-25-12	*	39	4-6	.667	4-6	.667	1-2	.500	0	3	3	2.5	3	1	2	0	0	13	6.7	
DEPAUL	11-30-12	*	32	4-11	.364	2-5	.400	0-0	.000	0	4	4	2.7	3	0	2	0	0	10	7.1	
GRAMBLING STATE	12-11-12		15	4-6	.667	4-6	.667	2-2	1.000	1	3	4	2.9	1	1	1	2	1	14	8.0	
FURMAN	12-15-12		16	1-5	.200	1-5	.200	0-0	.000	0	5	5	3.1	2	0	1	0	0	3	7.4	
TENNESSEE TECH	12-18-12		12	1-3	.333	1-2	.500	0-0	.000	1	1	2	3.0	0	0	1	0	1	3	7.0	
WINTHROP	12-22-12		10	0-2	.000	0-1	.000	0-0	.000	0	0	0	2.7	2	1	0	0	0	0	6.4	
vs Illinois	12-29-12		17	2-5	.400	2-3	.667	0-0	.000	2	3	5	2.9	1	0	1	0	0	6	6.3	
FLORIDA STATE	01-02-13		23	3-10	.300	2-6	.333	1-2	.500	1	2	3	2.9	0	0	1	1	0	9	6.5	
LSU	01-09-13		22	2-7	.286	1-6	.167	1-2	.500	0	2	2	2.9	1	0	4	0	0	6	6.5	
at South Carolina	1/12/13		9	3-6	.500	3-6	.500	0-0	.000	0	0	0	2.7	5	0	2	0	0	9	6.7	
at Arkansas	01-16-13		32	3-7	.429	3-7	.429	0-0	.000	1	2	3	2.7	3	1	1	1	0	9	6.8	
KENTUCKY	01-19-13	*	13	0-5	.000	0-4	.000	0-0	.000	0	0	0	2.5	4	1	1	0	0	0	6.4	
at Vanderbilt	01/23/13		10	1-4	.250	1-3	.333	0-0	.000	0	0	0	2.4	2	1	0	0	1	3	6.2	
OLE MISS	01-26-13		13	1-5	.200	1-5	.200	0-0	.000	0	4	4	2.5	2	0	0	0	0	3	6.1	
at Georgia	01/30/13		8	0-1	.000	0-1	.000	0-0	.000	0	0	0	2.4	1	0	0	0	0	0	5.8	
at Missouri	2-2-13		5	1-3	.333	1-3	.333	0-0	.000	0	0	0	2.2	0	0	0	0	0	3	5.6	
ALABAMA	02-06-13		19	1-3	.333	1-3	.333	0-0	.000	1	2	3	2.3	1	0	1	0	0	3	5.5	
at Kentucky	02/09/13		28	4-8	.500	4-7	.571	0-0	.000	0	3	3	2.3	4	0	1	0	0	12	5.8	
ARKANSAS	02-13-13		12	1-3	.333	1-2	.500	0-0	.000	0	2	2	2.3	2	1	0	0	1	3	5.7	
FLORIDA	02-16-13		12	1-3	.333	1-3	.333	0-0	.000	0	1	1	2.2	1	0	0	0	1	3	5.6	
TEXAS A&M	02-20-13		6	0-0	.000	0-0	.000	0-0	.000	1	1	2	2.2	0	0	1	0	0	0	5.3	
at Ole Miss	2/23/13		13	0-4	.000	0-2	.000	0-0	.000	0	0	0	2.1	3	0	1	0	0	0	5.1	
at Alabama	2/26/13		12	2-5	.400	0-3	.000	0-0	.000	1	1	2	2.1	3	1	1	0	0	4	5.1	
Totals			4	485	48-139	.345	39-102	.382	8-14	.571	10	50	60	2.1	51	12	25	6	9	143	5.1

Games played: 28
Minutes/game: 17.3
Points/game: 5.1
FG Pct: 34.5
3FG Pct: 38.2
FT Pct: 57.1

Rebounds/game: 2.1
Assists/game: 0.4
Turnovers/game: 0.9
Assist/turnover ratio: 0.5
Steals/game: 0.3
Blocks/game: 0.2

2012-13 Auburn Tigers Basketball
Auburn Individual Game-by-Game (as of Feb 26, 2013)
All games

#41 Chubb, Rob

Opponent	Date	gs	min	Total		3-Pointers		Free throws		Rebounds				pf	a	t/o	blk	stl	pts	avg	
				fg-fga	pct	3fg-fga	pct	ft-fa	pct	off	def	tot	avg								
IPFW	11/09/12	*	32	4-11	.364	0-0	.000	2-4	.500	4	11	15	15.0	2	2	2	2	1	10	10.0	
vs Murray State	11/15/12	*	15	6-9	.667	0-0	.000	0-0	.000	4	3	7	11.0	4	0	1	0	0	12	11.0	
at Coll. of Charleston	11/16/12	*	29	2-6	.333	0-0	.000	0-0	.000	1	4	5	9.0	2	1	0	1	1	4	8.7	
vs Dayton	11/18/12	*	28	5-10	.500	0-0	.000	1-2	.500	2	3	5	8.0	3	1	1	1	0	11	9.3	
at Boston College	11/21/12	*	31	5-10	.500	0-0	.000	2-4	.500	0	5	5	7.4	4	0	2	3	0	12	9.8	
RHODE ISLAND	11-25-12	*	28	3-8	.375	0-0	.000	0-0	.000	4	5	9	7.7	4	1	3	0	0	6	9.2	
DEPAUL	11-30-12	*	25	8-12	.667	0-0	.000	1-4	.250	4	9	13	8.4	4	1	2	0	1	17	10.3	
GRAMBLING STATE	12-11-12	*	20	3-6	.500	0-0	.000	4-4	1.000	1	2	3	7.8	3	0	3	1	0	10	10.3	
FURMAN	12-15-12	*	21	2-8	.250	0-0	.000	0-0	.000	5	3	8	7.8	4	0	2	1	0	4	9.6	
TENNESSEE TECH	12-18-12	*	23	3-7	.429	0-0	.000	1-2	.500	2	4	6	7.6	1	0	0	1	1	7	9.3	
WINTHROP	12-22-12	*	27	4-6	.667	0-0	.000	0-0	.000	4	1	5	7.4	4	0	5	2	0	8	9.2	
vs Illinois	12-29-12	*	23	5-7	.714	0-0	.000	3-4	.750	3	2	5	7.2	3	0	4	0	1	13	9.5	
FLORIDA STATE	01-02-13	*	22	3-5	.600	0-0	.000	2-4	.500	5	5	10	7.4	4	0	1	0	1	8	9.4	
LSU	01-09-13	*	27	3-5	.600	0-0	.000	2-6	.333	1	7	8	7.4	1	1	0	0	1	8	9.3	
at South Carolina	1/12/13	*	31	4-5	.800	0-0	.000	8-9	.889	4	6	10	7.6	2	0	6	1	3	16	9.7	
at Arkansas	01-16-13	*	37	6-11	.545	0-0	.000	0-3	.000	4	7	11	7.8	5	3	5	1	1	12	9.9	
KENTUCKY	01-19-13	*	25	7-13	.538	0-0	.000	0-0	.000	2	5	7	7.8	2	0	3	0	0	14	10.1	
at Vanderbilt	01/23/13	*	30	6-10	.600	0-0	.000	2-2	1.000	2	6	8	7.8	3	1	3	1	0	14	10.3	
OLE MISS	01-26-13	*	32	0-3	.000	0-0	.000	1-2	.500	4	6	10	7.9	3	3	0	4	0	1	9.8	
at Georgia	01/30/13	*	30	2-7	.286	0-0	.000	1-2	.500	1	5	6	7.8	4	2	4	1	1	5	9.6	
at Missouri	2-2-13	*	19	2-3	.667	0-0	.000	6-6	1.000	1	1	2	7.5	4	1	0	0	0	10	9.6	
ALABAMA	02-06-13	*	26	2-5	.400	0-0	.000	2-4	.500	4	3	7	7.5	0	1	3	3	0	6	9.5	
at Kentucky	02/09/13	*	17	3-5	.600	0-0	.000	1-2	.500	0	1	1	7.2	5	0	0	0	0	7	9.3	
ARKANSAS	02-13-13	*	17	2-8	.250	0-0	.000	0-0	.000	1	7	8	7.3	4	0	5	1	0	4	9.1	
FLORIDA	02-16-13	*	12	0-4	.000	0-0	.000	1-2	.500	1	1	2	7.0	1	1	4	0	0	1	8.8	
TEXAS A&M	02-20-13	*	27	3-8	.375	0-0	.000	3-4	.750	2	1	3	6.9	2	1	0	3	0	9	8.8	
at Ole Miss	2/23/13	*	28	3-6	.500	0-0	.000	1-1	1.000	0	4	4	6.8	3	1	1	0	1	7	8.7	
at Alabama	2/26/13	*	26	6-11	.545	0-0	.000	1-1	1.000	3	1	4	6.7	1	1	0	2	0	13	8.9	
Totals			27	708	102-209	.488	0-0	.000	45-72	.625	69	118	187	6.7	82	22	60	29	13	249	8.9

Games played: 28
Minutes/game: 25.3
Points/game: 8.9
FG Pct: 48.8
FT Pct: 62.5

Rebounds/game: 6.7
Assists/game: 0.8
Turnovers/game: 2.1
Assist/turnover ratio: 0.4
Steals/game: 0.5
Blocks/game: 1.0

2012-13 Auburn Tigers Basketball
Auburn Individual Game-by-Game (as of Feb 26, 2013)
All games

#TM TEAM

Opponent	Date	gs	min	Total		3-Pointers		Free throws		Rebounds				pf	a	t/o	blk	stl	pts	avg
				fg-fga	pct	3fg-fga	pct	ft-fa	pct	off	def	tot	avg							
IPFW	11/09/12	0	0-0	.000	0-0	.000	0-0	.000	1	2	3	3.0	0	0	0	0	0	0	0.0	
vs Murray State	11/15/12	0	0-0	.000	0-0	.000	0-0	.000	0	4	4	3.5	0	0	0	0	0	0	0.0	
at Coll. of Charleston	11/16/12	0	0-0	.000	0-0	.000	0-0	.000	2	3	5	4.0	0	0	0	0	0	0	0.0	
vs Dayton	11/18/12	0	0-0	.000	0-0	.000	0-0	.000	1	2	3	3.8	0	0	0	0	0	0	0.0	
at Boston College	11/21/12	0	0-0	.000	0-0	.000	0-0	.000	1	2	3	3.6	0	0	0	0	0	0	0.0	
RHODE ISLAND	11-25-12	0	0-0	.000	0-0	.000	0-0	.000	0	4	4	3.7	0	0	0	0	0	0	0.0	
DEPAUL	11-30-12	0	0-0	.000	0-0	.000	0-0	.000	5	3	8	4.3	0	0	0	0	0	0	0.0	
GRAMBLING STATE	12-11-12	0	0-0	.000	0-0	.000	0-0	.000	3	1	4	4.3	0	0	0	0	0	0	0.0	
FURMAN	12-15-12	0	0-0	.000	0-0	.000	0-0	.000	1	4	5	4.3	0	0	0	0	0	0	0.0	
TENNESSEE TECH	12-18-12	0	0-0	.000	0-0	.000	0-0	.000	2	2	4	4.3	0	0	0	0	0	0	0.0	
WINTHROP	12-22-12	0	0-0	.000	0-0	.000	0-0	.000	1	1	2	4.1	1	0	0	0	0	0	0.0	
vs Illinois	12-29-12	0	0-0	.000	0-0	.000	0-0	.000	3	1	4	4.1	0	0	0	0	0	0	0.0	
FLORIDA STATE	01-02-13	0	0-0	.000	0-0	.000	0-0	.000	0	2	2	3.9	0	0	0	0	0	0	0.0	
LSU	01-09-13	0	0-0	.000	0-0	.000	0-0	.000	1	2	3	3.9	0	0	0	0	0	0	0.0	
at South Carolina	1/12/13	0	0-0	.000	0-0	.000	0-0	.000	2	2	4	3.9	0	0	0	0	0	0	0.0	
at Arkansas	01-16-13	0	0-0	.000	0-0	.000	0-0	.000	0	0	0	3.6	0	0	1	0	0	0	0.0	
KENTUCKY	01-19-13	0	0-0	.000	0-0	.000	0-0	.000	5	1	6	3.8	0	0	0	0	0	0	0.0	
at Vanderbilt	01/23/13	0	0-0	.000	0-0	.000	0-0	.000	1	2	3	3.7	0	0	0	0	0	0	0.0	
OLE MISS	01-26-13	0	0-0	.000	0-0	.000	0-0	.000	2	1	3	3.7	0	0	0	0	0	0	0.0	
at Georgia	01/30/13	0	0-0	.000	0-0	.000	0-0	.000	3	2	5	3.8	0	0	0	0	0	0	0.0	
at Missouri	2-2-13	0	0-0	.000	0-0	.000	0-0	.000	2	3	5	3.8	0	0	0	0	0	0	0.0	
ALABAMA	02-06-13	0	0-0	.000	0-0	.000	0-0	.000	1	2	3	3.8	0	0	0	0	0	0	0.0	
at Kentucky	02/09/13	0	0-0	.000	0-0	.000	0-0	.000	0	2	2	3.7	0	0	0	0	0	0	0.0	
ARKANSAS	02-13-13	0	0-0	.000	0-0	.000	0-0	.000	4	1	5	3.8	0	0	0	0	0	0	0.0	
FLORIDA	02-16-13	0	0-0	.000	0-0	.000	0-0	.000	3	2	5	3.8	1	0	0	0	0	0	0.0	
TEXAS A&M	02-20-13	0	0-0	.000	0-0	.000	0-0	.000	1	4	5	3.8	0	0	0	0	0	0	0.0	
at Ole Miss	2/23/13	0	0-0	.000	0-0	.000	0-0	.000	1	1	2	3.8	0	0	0	0	0	0	0.0	
at Alabama	2/26/13	0	0-0	.000	0-0	.000	0-0	.000	0	2	2	3.7	1	0	0	0	0	0	0.0	
Totals		0	0	0-0	.000	0-0	.000	0-0	.000	46	58	104	3.7	3	0	1	0	0	0.0	

Games played: 28

Rebounds/game: 3.7
Turnovers/game: 0.0

2012-13 Auburn Tigers Basketball
Auburn Individual Game-by-Game (as of Feb 23, 2013)
All games

#00 Dixon-Tatum, Asauhn

Opponent	Date	gs	min	Total		3-Pointers		Free throws		Rebounds				pf	a	t/o	blk	stl	pts	avg	
				fg-fga	pct	3fg-fga	pct	ft-fa	pct	off	def	tot	avg								
IPFW	11/09/12		8	0-3	.000	0-0	.000	0-0	.000	1	1	2	2.0	1	0	1	1	0	0	0.0	
vs Murray State	11/15/12		28	6-8	.750	0-0	.000	0-0	.000	7	1	8	5.0	2	1	2	3	1	12	6.0	
at Coll. of Charleston	11/16/12		7	0-1	.000	0-0	.000	0-0	.000	0	0	0	3.3	3	0	1	1	0	0	4.0	
vs Dayton	11/18/12		8	1-1	1.000	0-0	.000	0-0	.000	0	0	0	2.5	2	0	2	1	1	2	3.5	
at Boston College	11/21/12		8	0-2	.000	0-0	.000	0-0	.000	0	1	1	2.2	2	0	0	0	0	0	2.8	
RHODE ISLAND	11-25-12		17	2-3	.667	0-0	.000	0-0	.000	3	0	3	2.3	1	0	1	0	0	4	3.0	
DEPAUL	11-30-12		15	1-2	.500	0-0	.000	7-8	.875	2	3	5	2.7	0	0	0	3	0	9	3.9	
GRAMBLING STATE	12-11-12		21	2-4	.500	0-0	.000	0-0	.000	1	3	4	2.9	3	0	0	3	0	4	3.9	
FURMAN	12-15-12		21	3-10	.300	0-0	.000	0-0	.000	4	5	9	3.6	1	0	0	3	0	6	4.1	
TENNESSEE TECH	12-18-12		17	1-5	.200	0-0	.000	3-6	.500	3	5	8	4.0	2	0	2	0	0	5	4.2	
WINTHROP	12-22-12		13	3-4	.750	0-0	.000	0-1	.000	4	0	4	4.0	3	0	1	0	0	6	4.4	
vs Illinois	12-29-12		17	2-3	.667	0-0	.000	1-2	.500	1	1	2	3.8	4	2	0	1	2	5	4.4	
FLORIDA STATE	01-02-13		17	2-3	.667	0-0	.000	0-1	.000	4	4	8	4.2	3	0	1	1	0	4	4.4	
LSU	01-09-13		14	3-5	.600	0-0	.000	0-0	.000	2	1	3	4.1	0	1	0	1	0	6	4.5	
at South Carolina	1/12/13		9	1-1	1.000	0-0	.000	2-2	1.000	0	0	0	3.8	3	0	1	1	0	4	4.5	
at Arkansas	01-16-13		13	3-3	1.000	0-0	.000	0-2	.000	0	3	3	3.8	1	0	0	1	0	6	4.6	
KENTUCKY	01-19-13		15	4-4	1.000	0-0	.000	2-2	1.000	2	1	3	3.7	1	0	0	1	1	10	4.9	
at Vanderbilt	01/23/13		10	1-2	.500	0-0	.000	0-0	.000	0	3	3	3.7	2	0	2	1	2	2	4.7	
OLE MISS	01-26-13		8	0-2	.000	0-0	.000	0-0	.000	0	0	0	3.5	1	0	0	0	0	0	4.5	
at Georgia	01/30/13		10	0-2	.000	0-0	.000	0-0	.000	1	0	1	3.4	2	0	0	0	0	0	4.3	
at Missouri	2-2-13		21	2-5	.400	0-0	.000	4-4	1.000	2	1	3	3.3	5	1	0	1	0	8	4.4	
ALABAMA	02-06-13		14	0-1	.000	0-0	.000	0-0	.000	2	3	5	3.4	3	0	2	0	1	0	4.2	
at Kentucky	02/09/13		16	0-1	.000	0-0	.000	2-2	1.000	0	2	2	3.3	5	0	2	2	1	2	4.1	
ARKANSAS	02-13-13		15	2-3	.667	0-0	.000	1-2	.500	1	2	3	3.3	1	0	1	3	1	5	4.2	
FLORIDA	02-16-13		13	0-2	.000	0-0	.000	0-0	.000	3	0	3	3.3	0	0	0	2	0	0	4.0	
TEXAS A&M	02-20-13		15	1-3	.333	0-0	.000	0-0	.000	3	1	4	3.3	2	0	0	1	0	2	3.9	
at Ole Miss	2/23/13	*	9	0-3	.000	0-0	.000	0-0	.000	0	1	1	3.3	3	0	0	0	0	0	3.8	
Totals			1	379	40-86	.465	0-0	.000	22-32	.688	46	42	88	3.3	56	5	19	31	10	102	3.8

Games played: 27
Minutes/game: 14.0
Points/game: 3.8
FG Pct: 46.5
FT Pct: 68.8

Rebounds/game: 3.3
Assists/game: 0.2
Turnovers/game: 0.7
Assist/turnover ratio: 0.3
Steals/game: 0.4
Blocks/game: 1.1

2012-13 Auburn Tigers Basketball
Auburn Individual Game-by-Game (as of Feb 23, 2013)
All games

#02 Payne, Allen

Opponent	Date	gs	min	Total		3-Pointers		Free throws		Rebounds				pf	a	t/o	blk	stl	pts	avg	
				fg-fga	pct	3fg-fga	pct	ft-fa	pct	off	def	tot	avg								
IPFW	11/09/12	*	37	4-7	.571	0-0	.000	4-6	.667	4	3	7	7.0	2	3	2	0	3	12	12.0	
vs Murray State	11/15/12	*	17	0-5	.000	0-1	.000	6-8	.750	1	3	4	5.5	2	1	3	0	1	6	9.0	
at Coll. of Charleston	11/16/12	*	28	0-7	.000	0-1	.000	0-0	.000	1	3	4	5.0	3	0	1	0	2	0	6.0	
vs Dayton	11/18/12	*	33	4-8	.500	1-2	.500	0-0	.000	1	3	4	4.8	3	1	2	0	0	9	6.8	
at Boston College	11/21/12		29	3-7	.429	0-1	.000	1-3	.333	1	5	6	5.0	3	1	1	1	2	7	6.8	
RHODE ISLAND	11-25-12	*	36	4-11	.364	1-4	.250	0-0	.000	2	3	5	5.0	4	0	3	1	2	9	7.2	
DEPAUL	11-30-12	*	22	4-6	.667	0-0	.000	0-0	.000	2	1	3	4.7	2	0	4	0	4	8	7.3	
GRAMBLING STATE	12-11-12	*	18	4-7	.571	0-3	.000	1-2	.500	2	5	7	5.0	0	2	0	0	1	9	7.5	
FURMAN	12-15-12	*	19	2-3	.667	1-1	1.000	0-0	.000	0	0	0	4.4	4	0	3	0	2	5	7.2	
TENNESSEE TECH	12-18-12	*	24	2-3	.667	1-2	.500	0-0	.000	2	4	6	4.6	2	4	1	0	1	5	7.0	
WINTHROP	12-22-12	*	29	3-9	.333	0-4	.000	0-0	.000	4	1	5	4.6	3	2	1	0	0	6	6.9	
vs Illinois	12-29-12	*	27	4-8	.500	0-2	.000	2-3	.667	3	7	10	5.1	4	1	0	0	1	10	7.2	
FLORIDA STATE	01-02-13	*	33	4-8	.500	0-0	.000	9-13	.692	4	3	7	5.2	3	3	3	0	1	17	7.9	
LSU	01-09-13	*	29	7-12	.583	1-3	.333	0-0	.000	0	4	4	5.1	2	4	1	0	0	15	8.4	
at South Carolina	1/12/13	*	34	4-7	.571	0-1	.000	0-2	.000	2	1	3	5.0	4	1	3	0	2	8	8.4	
at Arkansas	01-16-13	*	36	4-6	.667	1-2	.500	0-0	.000	1	3	4	4.9	5	1	3	0	0	9	8.4	
KENTUCKY	01-19-13	*	35	4-8	.500	0-2	.000	3-4	.750	1	3	4	4.9	1	0	1	0	2	11	8.6	
at Vanderbilt	01/23/13	*	33	1-1	1.000	0-0	.000	1-1	1.000	0	5	5	4.9	2	2	2	0	2	3	8.3	
OLE MISS	01-26-13	*	27	3-8	.375	0-3	.000	0-0	.000	0	1	1	4.7	4	1	0	0	0	6	8.2	
at Georgia	01/30/13	*	26	3-8	.375	2-4	.500	5-6	.833	2	2	4	4.7	4	0	3	0	2	13	8.4	
at Missouri	2-2-13	*	21	1-3	.333	0-0	.000	4-4	1.000	1	3	4	4.6	2	0	3	0	0	6	8.3	
ALABAMA	02-06-13	*	30	4-5	.800	0-1	.000	3-3	1.000	1	5	6	4.7	1	1	1	0	2	11	8.4	
at Kentucky	02/09/13	*	17	2-5	.400	1-1	1.000	0-1	.000	0	1	1	4.5	2	0	0	0	0	5	8.3	
ARKANSAS	02-13-13	*	30	3-10	.300	1-3	.333	1-2	.500	2	3	5	4.5	4	1	2	0	1	8	8.3	
FLORIDA	02-16-13	*	24	1-6	.167	0-1	.000	1-2	.500	1	6	7	4.6	3	1	1	0	1	3	8.0	
TEXAS A&M	02-20-13	*	26	4-7	.571	1-3	.333	2-2	1.000	0	2	2	4.5	3	0	3	0	0	11	8.2	
at Ole Miss	2/23/13	*	27	4-8	.500	0-2	.000	1-1	1.000	1	6	7	4.6	2	2	2	0	2	9	8.2	
Totals			26	747	83-183	.454	11-47	.234	44-63	.698	39	86	125	4.6	74	32	49	2	34	221	8.2

Games played: 27
Minutes/game: 27.7
Points/game: 8.2
FG Pct: 45.4
3FG Pct: 23.4
FT Pct: 69.8

Rebounds/game: 4.6
Assists/game: 1.2
Turnovers/game: 1.8
Assist/turnover ratio: 0.7
Steals/game: 1.3
Blocks/game: 0.1

2012-13 Auburn Tigers Basketball
Auburn Individual Game-by-Game (as of Feb 23, 2013)
All games

#03 Denson, Chris

Opponent	Date	gs	min	Total		3-Pointers		Free throws		Rebounds				pf	a	t/o	blk	stl	pts	avg	
				fg-fga	pct	3fg-fga	pct	ft-fa	pct	off	def	tot	avg								
GRAMBLING STATE	12-11-12	*	20	5-6	.833	0-1	.000	3-6	.500	0	0	0	0.0	0	1	1	0	0	13	13.0	
FURMAN	12-15-12	*	30	7-10	.700	0-0	.000	3-4	.750	1	5	6	3.0	3	2	2	0	0	17	15.0	
TENNESSEE TECH	12-18-12	*	23	5-11	.455	1-3	.333	9-10	.900	2	3	5	3.7	1	1	2	0	2	20	16.7	
WINTHROP	12-22-12	*	36	6-13	.462	1-3	.333	5-7	.714	3	2	5	4.0	0	3	0	0	2	18	17.0	
vs Illinois	12-29-12	*	25	2-8	.250	1-1	1.000	3-6	.500	2	2	4	4.0	2	4	6	1	1	8	15.2	
KENTUCKY	01-19-13		13	0-4	.000	0-0	.000	0-0	.000	1	2	3	3.8	1	3	0	0	0	0	12.7	
at Vanderbilt	01/23/13		18	0-4	.000	0-3	.000	1-2	.500	0	1	1	3.4	3	1	2	0	0	1	11.0	
OLE MISS	01-26-13		26	6-9	.667	0-0	.000	6-8	.750	1	0	1	3.1	3	0	0	1	1	18	11.9	
at Georgia	01/30/13	*	28	4-12	.333	0-2	.000	4-9	.444	1	2	3	3.1	2	0	0	0	0	12	11.9	
at Missouri	2-2-13	*	25	3-8	.375	1-2	.500	3-6	.500	0	3	3	3.1	2	1	1	0	2	10	11.7	
ALABAMA	02-06-13		28	3-7	.429	1-1	1.000	2-4	.500	0	2	2	3.0	0	0	1	1	1	9	11.5	
at Kentucky	02/09/13		29	7-10	.700	0-0	.000	1-2	.500	2	2	4	3.1	0	1	0	0	0	15	11.8	
ARKANSAS	02-13-13	*	28	6-9	.667	1-1	1.000	5-8	.625	0	2	2	3.0	3	5	2	0	0	18	12.2	
FLORIDA	02-16-13	*	25	5-8	.625	0-0	.000	3-4	.750	0	1	1	2.9	1	1	1	0	1	13	12.3	
TEXAS A&M	02-20-13		23	4-7	.571	0-1	.000	1-2	.500	0	1	1	2.7	3	1	1	0	1	9	12.1	
at Ole Miss	2/23/13		3	0-1	.000	0-0	.000	0-0	.000	0	0	0	2.6	0	0	0	0	0	0	11.3	
Totals			9	380	63-127	.496	6-18	.333	49-78	.628	13	28	41	2.6	24	24	19	3	11	181	11.3

Games played: 16
Minutes/game: 23.8
Points/game: 11.3
FG Pct: 49.6
3FG Pct: 33.3
FT Pct: 62.8

Rebounds/game: 2.6
Assists/game: 1.5
Turnovers/game: 1.2
Assist/turnover ratio: 1.3
Steals/game: 0.7
Blocks/game: 0.2

2012-13 Auburn Tigers Basketball
Auburn Individual Game-by-Game (as of Feb 23, 2013)
All games

#04 Spencer, Dylan

Opponent	Date	gs	min	Total		3-Pointers		Free throws		Rebounds				pf	a	t/o	blk	stl	pts	avg	
				fg-fga	pct	3fg-fga	pct	ft-fa	pct	off	def	tot	avg								
GRAMBLING STATE	12-11-12		3	0-1	.000	0-1	.000	0-0	.000	0	1	1	1.0	0	0	0	0	0	0	0.0	
TENNESSEE TECH	12-18-12		1	0-0	.000	0-0	.000	0-0	.000	0	0	0	0.5	1	0	0	0	0	0	0.0	
Totals			0	4	0-1	.000	0-1	.000	0-0	.000	0	1	1	0.5	1	0	0	0	0	0	0.0

Games played: 2
 Minutes/game: 2.0
 FG Pct: 0.0
 3FG Pct: 0.0

Rebounds/game: 0.5

#05 Johnson, Shaquille

Opponent	Date	gs	min	Total		3-Pointers		Free throws		Rebounds				pf	a	t/o	blk	stl	pts	avg	
				fg-fga	pct	3fg-fga	pct	ft-fa	pct	off	def	tot	avg								
IPFW	11/09/12		2	0-0	.000	0-0	.000	0-0	.000	0	0	0	0.0	1	0	0	0	0	0	0.0	
vs Murray State	11/15/12		26	0-1	.000	0-0	.000	7-10	.700	4	5	9	4.5	2	3	2	0	1	7	3.5	
at Coll. of Charleston	11/16/12	*	12	0-2	.000	0-1	.000	0-0	.000	0	0	0	3.0	0	1	0	0	2	0	2.3	
vs Dayton	11/18/12	*	14	2-4	.500	0-2	.000	1-2	.500	0	2	2	2.8	1	0	0	1	1	5	3.0	
at Boston College	11/21/12	*	17	1-1	1.000	0-0	.000	0-0	.000	1	0	1	2.4	1	0	0	0	0	2	2.8	
RHODE ISLAND	11-25-12		12	1-2	.500	0-0	.000	2-2	1.000	0	2	2	2.3	0	2	2	0	1	4	3.0	
DEPAUL	11-30-12		12	0-1	.000	0-0	.000	0-2	.000	2	1	3	2.4	1	3	0	1	0	0	2.6	
GRAMBLING STATE	12-11-12	*	17	3-7	.429	1-4	.250	0-0	.000	2	2	4	2.6	0	0	2	0	1	7	3.1	
FURMAN	12-15-12	*	26	1-4	.250	1-1	1.000	1-2	.500	2	1	3	2.7	1	2	0	2	0	4	3.2	
TENNESSEE TECH	12-18-12	*	19	3-7	.429	1-4	.250	2-3	.667	0	2	2	2.6	2	1	3	1	2	9	3.8	
WINTHROP	12-22-12	*	19	2-4	.500	0-2	.000	1-1	1.000	1	0	1	2.5	2	1	1	0	2	5	3.9	
vs Illinois	12-29-12	*	19	2-3	.667	1-2	.500	0-0	.000	0	3	3	2.5	5	3	1	1	0	5	4.0	
FLORIDA STATE	01-02-13	*	26	3-12	.250	1-5	.200	1-2	.500	1	1	2	2.5	2	1	1	0	1	8	4.3	
LSU	01-09-13	*	30	3-8	.375	1-3	.333	4-4	1.000	3	6	9	2.9	3	3	3	1	0	11	4.8	
at South Carolina	1/12/13	*	14	1-2	.500	1-2	.500	2-4	.500	0	1	1	2.8	4	0	1	0	1	5	4.8	
at Arkansas	01-16-13	*	22	2-6	.333	2-4	.500	0-0	.000	1	2	3	2.8	3	2	2	0	0	6	4.9	
KENTUCKY	01-19-13		14	0-1	.000	0-0	.000	0-0	.000	0	0	0	2.6	2	3	1	0	1	0	4.6	
at Vanderbilt	01/23/13	*	27	2-6	.333	1-3	.333	0-0	.000	2	3	5	2.8	3	4	1	1	1	5	4.6	
OLE MISS	01-26-13	*	23	2-4	.500	2-3	.667	3-4	.750	2	6	8	3.1	2	2	2	1	0	9	4.8	
at Georgia	01/30/13	*	13	0-2	.000	0-1	.000	0-0	.000	0	4	4	3.1	3	0	0	0	1	0	4.6	
at Missouri	2-2-13	*	24	2-7	.286	0-2	.000	4-4	1.000	1	1	2	3.0	3	0	1	0	1	8	4.8	
ALABAMA	02-06-13		5	1-2	.500	0-0	.000	0-0	.000	0	0	0	2.9	0	0	0	0	0	2	4.6	
at Kentucky	02/09/13		23	2-5	.400	0-1	.000	6-8	.750	4	1	5	3.0	2	1	1	0	0	10	4.9	
ARKANSAS	02-13-13		17	3-3	1.000	2-2	1.000	1-2	.500	1	1	2	3.0	2	1	1	0	0	9	5.0	
FLORIDA	02-16-13	*	25	2-5	.400	0-3	.000	4-4	1.000	1	3	4	3.0	2	3	2	0	0	8	5.2	
TEXAS A&M	02-20-13	*	25	3-8	.375	1-3	.333	0-2	.000	3	3	6	3.1	3	1	0	0	0	7	5.2	
at Ole Miss	2/23/13	*	33	7-11	.636	0-3	.000	4-6	.667	2	2	4	3.1	1	2	0	0	1	18	5.7	
Totals			19	516	48-118	.407	15-51	.294	43-62	.694	33	52	85	3.1	51	39	27	9	17	154	5.7

Games played: 27
 Minutes/game: 19.1
 Points/game: 5.7
 FG Pct: 40.7
 3FG Pct: 29.4
 FT Pct: 69.4

Rebounds/game: 3.1
 Assists/game: 1.4
 Turnovers/game: 1.0
 Assist/turnover ratio: 1.4
 Steals/game: 0.6
 Blocks/game: 0.3

2012-13 Auburn Tigers Basketball
Auburn Individual Game-by-Game (as of Feb 23, 2013)
All games

#10 Price, Jordan

Opponent	Date	gs	min	Total		3-Pointers		Free throws		Rebounds				pf	a	t/o	blk	stl	pts	avg
				fg-fga	pct	3fg-fga	pct	ft-fa	pct	off	def	tot	avg							
IPFW	11/09/12		13	1-2	.500	1-2	.500	0-0	.000	0	0	0	0.0	1	0	2	0	0	3	3.0
vs Murray State	11/15/12		19	3-10	.300	2-4	.500	1-1	1.000	1	0	1	0.5	1	1	2	0	2	9	6.0
at Coll. of Charleston	11/16/12	*	19	1-5	.200	0-2	.000	2-2	1.000	0	1	1	0.7	2	1	1	0	1	4	5.3
vs Dayton	11/18/12	*	10	0-4	.000	0-2	.000	0-0	.000	0	3	3	1.3	1	0	0	0	0	0	4.0
at Boston College	11/21/12		8	0-2	.000	0-2	.000	0-0	.000	0	0	0	1.0	0	0	1	0	0	0	3.2
RHODE ISLAND	11-25-12		21	7-11	.636	5-8	.625	0-1	.000	1	0	1	1.0	1	2	1	0	0	19	5.8
DEPAUL	11-30-12	*	23	1-7	.143	0-3	.000	0-1	.000	0	1	1	1.0	2	3	1	0	0	2	5.3
GRAMBLING STATE	12-11-12		17	5-6	.833	4-4	1.000	0-0	.000	1	1	2	1.1	1	3	1	0	2	14	6.4
FURMAN	12-15-12		18	5-6	.833	4-4	1.000	0-0	.000	0	1	1	1.1	2	0	0	0	0	14	7.2
TENNESSEE TECH	12-18-12		17	3-3	1.000	3-3	1.000	3-4	.750	1	1	2	1.2	2	1	2	1	1	12	7.7
WINTHROP	12-22-12		14	1-3	.333	0-2	.000	0-0	.000	0	3	3	1.4	2	0	2	0	0	2	7.2
KENTUCKY	01-19-13		6	0-2	.000	0-1	.000	0-0	.000	0	0	0	1.3	0	1	0	0	0	0	6.6
at Vanderbilt	01/23/13		2	1-2	.500	1-2	.500	0-0	.000	0	0	0	1.2	0	0	0	0	0	3	6.3
OLE MISS	01-26-13		7	0-2	.000	0-1	.000	0-0	.000	0	2	2	1.2	2	1	2	0	0	0	5.9
at Georgia	01/30/13		26	2-7	.286	1-6	.167	0-0	.000	0	4	4	1.4	2	0	0	0	3	5	5.8
at Missouri	2-2-13		17	1-6	.167	1-5	.200	2-2	1.000	2	3	5	1.6	0	1	1	0	0	5	5.8
ALABAMA	02-06-13		9	0-1	.000	0-1	.000	0-0	.000	0	1	1	1.6	0	1	0	0	0	0	5.4
at Kentucky	02/09/13		8	0-2	.000	0-1	.000	0-0	.000	0	1	1	1.6	3	0	0	0	0	0	5.1
ARKANSAS	02-13-13		12	0-4	.000	0-2	.000	5-6	.833	1	2	3	1.6	0	1	0	1	0	5	5.1
FLORIDA	02-16-13		24	5-10	.500	1-3	.333	1-2	.500	0	2	2	1.7	1	0	1	0	0	12	5.5
TEXAS A&M	02-20-13		15	3-6	.500	2-5	.400	1-2	.500	1	0	1	1.6	2	0	0	0	0	9	5.6
at Ole Miss	2/23/13		16	0-5	.000	0-3	.000	2-2	1.000	0	2	2	1.6	1	2	1	0	1	2	5.5
Totals		3	321	39-106	.368	25-66	.379	17-23	.739	8	28	36	1.6	26	18	18	2	10	120	5.5

Games played: 22
Minutes/game: 14.6
Points/game: 5.5
FG Pct: 36.8
3FG Pct: 37.9
FT Pct: 73.9

Rebounds/game: 1.6
Assists/game: 0.8
Turnovers/game: 0.8
Assist/turnover ratio: 1.0
Steals/game: 0.5
Blocks/game: 0.1

2012-13 Auburn Tigers Basketball
Auburn Individual Game-by-Game (as of Feb 23, 2013)
All games

#11 Wallace, Josh

Opponent	Date	gs	min	Total		3-Pointers		Free throws		Rebounds				pf	a	t/o	blk	stl	pts	avg	
				fg-fga	pct	3fg-fga	pct	ft-fa	pct	off	def	tot	avg								
IPFW	11/09/12	*	28	2-3	.667	0-0	.000	3-4	.750	0	3	3	3.0	4	2	3	0	2	7	7.0	
vs Murray State	11/15/12	*	22	1-3	.333	0-0	.000	0-0	.000	0	1	1	2.0	1	0	4	0	2	2	4.5	
at Coll. of Charleston	11/16/12		23	0-2	.000	0-1	.000	0-0	.000	0	1	1	1.7	1	2	0	0	2	0	3.0	
vs Dayton	11/18/12		16	1-2	.500	0-0	.000	1-2	.500	1	0	1	1.5	5	1	3	0	1	3	3.0	
at Boston College	11/21/12		22	0-2	.000	0-0	.000	0-0	.000	0	0	0	1.2	0	1	2	0	1	0	2.4	
RHODE ISLAND	11-25-12		35	1-3	.333	0-0	.000	0-0	.000	0	7	7	2.2	2	7	0	1	2	2	2.3	
DEPAUL	11-30-12		14	0-3	.000	0-0	.000	0-0	.000	1	1	2	2.1	4	2	1	0	0	0	2.0	
GRAMBLING STATE	12-11-12		17	1-3	.333	0-0	.000	0-0	.000	0	2	2	2.1	1	6	0	1	3	2	2.0	
FURMAN	12-15-12		16	0-1	.000	0-0	.000	0-0	.000	0	0	0	1.9	0	4	1	0	1	0	1.8	
TENNESSEE TECH	12-18-12		24	2-4	.500	0-1	.000	7-9	.778	0	2	2	1.9	1	7	1	0	3	11	2.7	
WINTHROP	12-22-12		18	0-2	.000	0-0	.000	0-0	.000	0	3	3	2.0	2	0	0	0	0	0	2.5	
vs Illinois	12-29-12		23	3-6	.500	1-1	1.000	1-1	1.000	0	3	3	2.1	2	4	1	1	1	8	2.9	
FLORIDA STATE	01-02-13	*	34	0-4	.000	0-0	.000	6-8	.750	0	5	5	2.3	0	6	1	0	5	6	3.2	
LSU	01-09-13	*	29	2-5	.400	0-0	.000	3-6	.500	0	4	4	2.4	1	2	2	0	2	7	3.4	
at South Carolina	1/12/13	*	29	0-1	.000	0-0	.000	1-2	.500	0	1	1	2.3	2	7	2	0	1	1	3.3	
at Arkansas	01-16-13	*	47	2-5	.400	0-0	.000	2-2	1.000	0	5	5	2.5	1	9	2	0	1	6	3.4	
KENTUCKY	01-19-13	*	30	2-7	.286	0-0	.000	0-1	.000	0	1	1	2.4	2	2	1	0	1	4	3.5	
at Vanderbilt	01/23/13	*	32	1-5	.200	1-2	.500	2-2	1.000	0	0	0	2.3	4	2	2	0	0	5	3.6	
OLE MISS	01-26-13	*	25	4-7	.571	0-1	.000	1-1	1.000	0	0	0	2.2	0	2	0	0	1	9	3.8	
at Georgia	01/30/13		16	0-1	.000	0-0	.000	0-0	.000	0	2	2	2.2	2	1	1	0	0	0	3.7	
at Missouri	2-2-13		14	1-2	.500	0-1	.000	0-0	.000	0	0	0	2.0	3	1	0	0	0	2	3.6	
ALABAMA	02-06-13	*	29	3-5	.600	0-0	.000	5-6	.833	0	2	2	2.0	3	2	0	0	1	11	3.9	
at Kentucky	02/09/13	*	34	1-6	.167	0-0	.000	1-2	.500	3	0	3	2.1	4	4	3	0	1	3	3.9	
ARKANSAS	02-13-13	*	27	2-5	.400	1-1	1.000	2-2	1.000	0	3	3	2.1	5	2	0	0	0	7	4.0	
FLORIDA	02-16-13	*	18	0-3	.000	0-1	.000	0-0	.000	0	1	1	2.1	2	1	1	0	0	0	3.8	
TEXAS A&M	02-20-13	*	23	1-3	.333	0-1	.000	0-0	.000	0	3	3	2.1	1	2	2	0	0	2	3.8	
at Ole Miss	2/23/13	*	20	0-1	.000	0-1	.000	0-2	.000	0	0	0	2.0	5	1	2	0	2	0	3.6	
Totals			15	665	30-94	.319	3-11	.273	35-50	.700	5	50	55	2.0	58	80	35	3	33	98	3.6

Games played: 27
Minutes/game: 24.6
Points/game: 3.6
FG Pct: 31.9
3FG Pct: 27.3
FT Pct: 70.0

Rebounds/game: 2.0
Assists/game: 3.0
Turnovers/game: 1.3
Assist/turnover ratio: 2.3
Steals/game: 1.2
Blocks/game: 0.1

2012-13 Auburn Tigers Basketball
Auburn Individual Game-by-Game (as of Feb 23, 2013)
All games

#12 Pellar, Nick

Opponent	Date	gs	min	Total		3-Pointers		Free throws		Rebounds				pf	a	t/o	blk	stl	pts	avg
				fg-fga	pct	3fg-fga	pct	ft-fta	pct	off	def	tot	avg							
GRAMBLING STATE	12-11-12		3	1-2	.500	1-1	1.000	0-0	.000	1	0	1	1.0	0	0	0	0	0	3	3.0
TENNESSEE TECH	12-18-12		1	0-0	.000	0-0	.000	0-0	.000	0	0	0	0.5	0	0	0	0	0	0	1.5
Totals		0	4	1-2	.500	1-1	1.000	0-0	.000	1	0	1	0.5	0	0	0	0	0	3	1.5

Games played: 2
Minutes/game: 2.0
Points/game: 1.5
FG Pct: 50.0
3FG Pct: 100.0

Rebounds/game: 0.5

#21 Adamu, Shareif

Opponent	Date	gs	min	Total		3-Pointers		Free throws		Rebounds				pf	a	t/o	blk	stl	pts	avg
				fg-fga	pct	3fg-fga	pct	ft-fta	pct	off	def	tot	avg							
IPFW	11/09/12		7	0-2	.000	0-0	.000	1-2	.500	0	1	1	1.0	1	0	1	0	0	1	1.0
vs Murray State	11/15/12	*	13	1-3	.333	0-0	.000	0-0	.000	2	0	2	1.5	2	1	3	0	0	2	1.5
at Coll. of Charleston	11/16/12		27	3-5	.600	1-3	.333	4-6	.667	1	2	3	2.0	3	0	2	2	1	11	4.7
vs Dayton	11/18/12		15	0-1	.000	0-1	.000	0-0	.000	2	3	5	2.8	2	1	2	3	1	0	3.5
at Boston College	11/21/12	*	8	1-2	.500	0-0	.000	0-0	.000	1	0	1	2.4	3	1	2	0	1	2	3.2
RHODE ISLAND	11-25-12		4	0-1	.000	0-0	.000	0-0	.000	0	0	0	2.0	0	0	0	0	0	0	2.7
Totals		2	74	5-14	.357	1-4	.250	5-8	.625	6	6	12	2.0	11	3	10	5	3	16	2.7

Games played: 6
Minutes/game: 12.3
Points/game: 2.7
FG Pct: 35.7
3FG Pct: 25.0
FT Pct: 62.5

Rebounds/game: 2.0
Assists/game: 0.5
Turnovers/game: 1.7
Assist/turnover ratio: 0.3
Steals/game: 0.5
Blocks/game: 0.8

2012-13 Auburn Tigers Basketball
Auburn Individual Game-by-Game (as of Feb 23, 2013)
All games

#22 Holmes, C.J.

Opponent	Date	gs	min	Total		3-Pointers		Free throws		Rebounds				pf	a	t/o	blk	stl	pts	avg	
				fg-fga	pct	3fg-fga	pct	ft-fa	pct	off	def	tot	avg								
vs Dayton	11/18/12		1	0-0	.000	0-0	.000	0-0	.000	0	0	0	0.0	0	0	0	0	0	0	0.0	
GRAMBLING STATE	12-11-12		3	0-0	.000	0-0	.000	0-0	.000	0	0	0	0.0	0	0	0	0	0	0	0.0	
TENNESSEE TECH	12-18-12		1	0-0	.000	0-0	.000	0-0	.000	0	0	0	0.0	0	0	0	0	0	0	0.0	
Totals			0	5	0-0	.000	0-0	.000	0-0	.000	0	0	0	0.0	0	0	0	0	0	0	0.0

Games played: 3
Minutes/game: 1.7

#23 Sullivan, Frankie

Opponent	Date	gs	min	Total		3-Pointers		Free throws		Rebounds				pf	a	t/o	blk	stl	pts	avg	
				fg-fga	pct	3fg-fga	pct	ft-fa	pct	off	def	tot	avg								
IPFW	11/09/12	*	35	11-20	.550	2-7	.286	2-3	.667	1	3	4	4.0	1	0	0	0	2	26	26.0	
vs Murray State	11/15/12	*	24	2-13	.154	0-3	.000	3-7	.429	2	3	5	4.5	1	0	3	1	0	7	16.5	
at Coll. of Charleston	11/16/12	*	36	9-18	.500	2-5	.400	4-4	1.000	0	5	5	4.7	1	2	3	0	2	24	19.0	
vs Dayton	11/18/12	*	35	6-15	.400	1-6	.167	10-11	.909	0	0	0	3.5	4	5	2	0	0	23	20.0	
at Boston College	11/21/12	*	38	8-14	.571	3-7	.429	4-4	1.000	1	7	8	4.4	2	1	5	0	1	23	20.6	
RHODE ISLAND	11-25-12	*	45	3-14	.214	1-9	.111	0-0	.000	0	3	3	4.2	3	6	6	1	1	7	18.3	
DEPAUL	11-30-12	*	38	9-17	.529	4-7	.571	6-6	1.000	0	4	4	4.1	3	5	4	0	2	28	19.7	
GRAMBLING STATE	12-11-12	*	23	4-8	.500	1-3	.333	1-2	.500	0	4	4	4.1	3	5	2	0	3	10	18.5	
FURMAN	12-15-12	*	30	4-11	.364	1-6	.167	2-2	1.000	2	3	5	4.2	2	7	3	0	0	11	17.7	
TENNESSEE TECH	12-18-12	*	22	0-5	.000	0-3	.000	5-6	.833	0	2	2	4.0	3	4	3	1	0	5	16.4	
WINTHROP	12-22-12	*	33	4-17	.235	2-11	.182	12-12	1.000	2	4	6	4.2	2	5	3	0	2	22	16.9	
vs Illinois	12-29-12	*	35	8-17	.471	5-12	.417	0-0	.000	0	3	3	4.1	4	4	5	0	2	21	17.3	
FLORIDA STATE	01-02-13	*	30	6-15	.400	3-7	.429	9-11	.818	0	4	4	4.1	4	0	1	0	1	24	17.8	
LSU	01-09-13	*	34	3-10	.300	2-5	.400	2-4	.500	0	5	5	4.1	5	2	2	2	1	10	17.2	
at South Carolina	1/12/13	*	40	5-13	.385	2-7	.286	5-9	.556	1	3	4	4.1	2	5	1	0	2	17	17.2	
at Arkansas	01-16-13	*	48	9-20	.450	5-11	.455	3-7	.429	1	8	9	4.4	4	1	4	1	1	26	17.8	
KENTUCKY	01-19-13	*	34	5-16	.313	0-6	.000	2-3	.667	0	4	4	4.4	2	2	2	0	1	12	17.4	
at Vanderbilt	01/23/13	*	28	5-12	.417	2-7	.286	2-2	1.000	1	3	4	4.4	4	1	2	1	1	14	17.2	
OLE MISS	01-26-13	*	25	3-11	.273	2-9	.222	4-4	1.000	2	5	7	4.5	3	1	2	0	0	12	16.9	
at Georgia	01/30/13	*	35	4-12	.333	1-6	.167	4-8	.500	0	2	2	4.4	2	4	3	0	2	13	16.8	
at Missouri	2-2-13	*	16	4-9	.444	2-5	.400	2-2	1.000	0	1	1	4.2	2	1	3	0	2	12	16.5	
ALABAMA	02-06-13	*	32	1-13	.077	0-3	.000	5-6	.833	0	4	4	4.2	2	2	4	0	2	7	16.1	
at Kentucky	02/09/13	*	24	3-9	.333	2-3	.667	0-0	.000	0	7	7	4.3	3	3	2	0	1	8	15.7	
ARKANSAS	02-13-13		31	3-7	.429	0-2	.000	5-6	.833	0	4	4	4.3	1	1	5	0	0	11	15.5	
FLORIDA	02-16-13		19	3-6	.500	2-3	.667	0-0	.000	0	1	1	4.2	1	2	3	0	0	8	15.2	
TEXAS A&M	02-20-13	*	28	2-9	.222	1-8	.125	2-2	1.000	0	3	3	4.2	2	6	3	0	0	7	14.9	
at Ole Miss	2/23/13	*	30	4-9	.444	1-3	.333	0-0	.000	0	1	1	4.0	0	3	3	0	0	9	14.7	
Totals			25	848	128-340	.376	47-164	.287	94-121	.777	13	96	109	4.0	66	78	79	7	29	397	14.7

Games played: 27
Minutes/game: 31.4
Points/game: 14.7
FG Pct: 37.6
3FG Pct: 28.7
FT Pct: 77.7

Rebounds/game: 4.0
Assists/game: 2.9
Turnovers/game: 2.9
Assist/turnover ratio: 1.0
Steals/game: 1.1
Blocks/game: 0.3

2012-13 Auburn Tigers Basketball
Auburn Individual Game-by-Game (as of Feb 23, 2013)
All games

#24 Greene Jr., Brian

Opponent	Date	gs	min	Total		3-Pointers		Free throws		Rebounds				pf	a	t/o	blk	stl	pts	avg
				fg-fga	pct	3fg-fga	pct	ft-fa	pct	off	def	tot	avg							
IPFW	11/09/12		10	0-0	.000	0-0	.000	0-0	.000	0	1	1	1.0	0	3	3	0	0	0	0.0
vs Murray State	11/15/12		11	1-3	.333	0-1	.000	0-4	.000	0	0	0	0.5	1	2	0	0	0	2	1.0
at Coll. of Charleston	11/16/12		1	0-0	.000	0-0	.000	0-0	.000	0	0	0	0.3	0	0	0	0	0	0	0.7
vs Dayton	11/18/12		15	0-3	.000	0-0	.000	0-0	.000	1	1	2	0.8	2	1	1	0	2	0	0.5
at Boston College	11/21/12	*	15	0-2	.000	0-0	.000	0-0	.000	0	1	1	0.8	0	2	0	0	1	0	0.4
RHODE ISLAND	11-25-12	*	13	3-3	1.000	0-0	.000	2-2	1.000	0	0	0	0.7	0	2	1	0	2	8	1.7
DEPAUL	11-30-12		14	1-5	.200	0-1	.000	0-0	.000	0	0	0	0.6	4	0	0	0	1	2	1.7
GRAMBLING STATE	12-11-12		14	0-3	.000	0-1	.000	0-0	.000	0	1	1	0.6	0	5	2	0	2	0	1.5
TENNESSEE TECH	12-18-12		6	0-0	.000	0-0	.000	0-0	.000	0	0	0	0.6	1	0	0	0	0	0	1.3
vs Illinois	12-29-12		14	1-3	.333	1-2	.500	0-0	.000	0	0	0	0.5	0	0	2	0	1	3	1.5
FLORIDA STATE	01-02-13		13	1-6	.167	0-2	.000	0-0	.000	1	0	1	0.5	1	0	0	0	2	2	1.5
LSU	01-09-13		15	2-2	1.000	1-1	1.000	0-0	.000	0	0	0	0.5	2	2	0	0	2	5	1.8
at South Carolina	1/12/13		28	6-6	1.000	2-2	1.000	0-0	.000	0	1	1	0.5	1	1	1	1	0	14	2.8
at Arkansas	01-16-13		15	2-4	.500	0-1	.000	2-3	.667	0	1	1	0.6	2	2	1	0	0	6	3.0
KENTUCKY	01-19-13		15	1-6	.167	0-2	.000	0-0	.000	1	1	2	0.7	2	1	0	0	3	2	2.9
at Vanderbilt	01/23/13		8	4-6	.667	3-4	.750	0-0	.000	0	0	0	0.6	2	1	0	0	0	11	3.4
OLE MISS	01-26-13		14	1-3	.333	1-1	1.000	0-0	.000	0	1	1	0.6	1	0	0	0	1	3	3.4
at Georgia	01/30/13		2	0-0	.000	0-0	.000	0-0	.000	0	0	0	0.6	1	0	0	0	0	0	3.2
at Missouri	2-2-13		24	2-5	.400	2-3	.667	3-4	.750	0	2	2	0.7	3	3	2	0	0	9	3.5
ALABAMA	02-06-13		1	0-0	.000	0-0	.000	0-0	.000	0	0	0	0.7	0	0	2	0	0	0	3.4
FLORIDA	02-16-13		13	1-4	.250	0-2	.000	0-0	.000	1	0	1	0.7	1	0	0	0	0	2	3.3
TEXAS A&M	02-20-13		6	0-5	.000	0-2	.000	0-0	.000	0	0	0	0.6	1	0	0	0	1	0	3.1
at Ole Miss	2/23/13		17	3-7	.429	2-4	.500	0-0	.000	0	1	1	0.7	2	0	1	0	1	8	3.3
Totals		2	284	29-76	.382	12-29	.414	7-13	.538	4	11	15	0.7	27	25	16	1	19	77	3.3

Games played: 23
Minutes/game: 12.3
Points/game: 3.3
FG Pct: 38.2
3FG Pct: 41.4
FT Pct: 53.8

Rebounds/game: 0.7
Assists/game: 1.1
Turnovers/game: 0.7
Assist/turnover ratio: 1.6
Steals/game: 0.8
Blocks/game: 0.0

2012-13 Auburn Tigers Basketball
Auburn Individual Game-by-Game (as of Feb 23, 2013)
All games

#25 Granger, Jordon

Opponent	Date	gs	min	Total		3-Pointers		Free throws		Rebounds				pf	a	t/o	blk	stl	pts	avg	
				fg-fga	pct	3fg-fga	pct	ft-fa	pct	off	def	tot	avg								
IPFW	11/09/12		4	0-0	.000	0-0	.000	0-0	.000	0	0	0	0.0	1	0	1	0	0	0	0.0	
vs Murray State	11/15/12		9	0-1	.000	0-0	.000	0-0	.000	1	1	2	1.0	1	0	0	0	0	0	0.0	
DEPAUL	11-30-12		5	0-0	.000	0-0	.000	0-0	.000	0	0	0	0.7	1	1	0	0	0	0	0.0	
GRAMBLING STATE	12-11-12		9	2-4	.500	0-0	.000	2-2	1.000	1	1	2	1.0	0	0	0	0	0	6	1.5	
FURMAN	12-15-12		3	0-0	.000	0-0	.000	0-0	.000	0	0	0	0.8	0	0	0	0	0	0	1.2	
TENNESSEE TECH	12-18-12		10	2-3	.667	0-0	.000	0-0	.000	1	2	3	1.2	2	0	2	1	1	4	1.7	
WINTHROP	12-22-12		1	0-0	.000	0-0	.000	0-0	.000	0	0	0	1.0	1	0	0	0	0	0	1.4	
FLORIDA STATE	01-02-13		2	0-0	.000	0-0	.000	0-0	.000	0	0	0	0.9	0	0	0	0	0	0	1.3	
at South Carolina	1/12/13		6	0-0	.000	0-0	.000	0-0	.000	0	0	0	0.8	0	0	0	0	0	0	1.1	
at Arkansas	01-16-13		0	0-0	.000	0-0	.000	0-0	.000	0	0	0	0.7	0	0	0	0	0	0	1.0	
at Vanderbilt	01/23/13		2	0-1	.000	0-0	.000	0-0	.000	0	0	0	0.6	1	0	1	0	0	0	0.9	
at Georgia	01/30/13		6	0-1	.000	0-0	.000	1-2	.500	2	0	2	0.8	2	0	0	0	0	1	0.9	
at Missouri	2-2-13		14	0-2	.000	0-1	.000	4-4	1.000	0	4	4	1.0	2	0	1	0	0	4	1.2	
ALABAMA	02-06-13	*	7	0-2	.000	0-0	.000	0-0	.000	1	1	2	1.1	0	0	0	0	0	0	1.1	
at Kentucky	02/09/13	*	4	0-0	.000	0-0	.000	0-0	.000	0	0	0	1.0	1	0	0	0	0	0	1.0	
ARKANSAS	02-13-13	*	11	1-1	1.000	0-0	.000	3-4	.750	0	1	1	1.0	2	0	0	0	1	5	1.3	
FLORIDA	02-16-13		15	1-3	.333	0-0	.000	0-0	.000	1	1	2	1.1	1	0	1	0	1	2	1.3	
TEXAS A&M	02-20-13		6	0-0	.000	0-0	.000	0-0	.000	0	2	2	1.1	0	0	0	0	0	0	1.2	
at Ole Miss	2/23/13		4	1-1	1.000	0-0	.000	0-0	.000	0	0	0	1.1	0	0	0	0	0	2	1.3	
Totals			3	118	7-19	.368	0-1	.000	10-12	.833	7	13	20	1.1	15	1	6	1	3	24	1.3

Games played: 19
Minutes/game: 6.2
Points/game: 1.3
FG Pct: 36.8
3FG Pct: 0.0
FT Pct: 83.3

Rebounds/game: 1.1
Assists/game: 0.1
Turnovers/game: 0.3
Assist/turnover ratio: 0.2
Steals/game: 0.2
Blocks/game: 0.1

2012-13 Auburn Tigers Basketball
Auburn Individual Game-by-Game (as of Feb 23, 2013)
All games

#32 Johnson, Noel

Opponent	Date	gs	min	Total		3-Pointers		Free throws		Rebounds				pf	a	t/o	blk	stl	pts	avg	
				fg-fga	pct	3fg-fga	pct	ft-fta	pct	off	def	tot	avg								
IPFW	11/09/12	*	24	0-6	.000	0-2	.000	2-2	1.000	1	5	6	6.0	3	0	1	0	2	2	2.0	
vs Murray State	11/15/12		16	0-4	.000	0-1	.000	0-0	.000	0	0	0	3.0	0	1	0	1	0	0	1.0	
at Coll. of Charleston	11/16/12		18	4-7	.571	3-4	.750	1-2	.500	0	2	2	2.7	1	0	1	0	1	12	4.7	
vs Dayton	11/18/12		25	4-7	.571	2-3	.667	0-0	.000	0	2	2	2.5	1	2	1	1	1	10	6.0	
at Boston College	11/21/12		24	1-3	.333	1-3	.333	0-2	.000	0	2	2	2.4	2	1	0	0	0	3	5.4	
RHODE ISLAND	11-25-12	*	39	4-6	.667	4-6	.667	1-2	.500	0	3	3	2.5	3	1	2	0	0	13	6.7	
DEPAUL	11-30-12	*	32	4-11	.364	2-5	.400	0-0	.000	0	4	4	2.7	3	0	2	0	0	10	7.1	
GRAMBLING STATE	12-11-12		15	4-6	.667	4-6	.667	2-2	1.000	1	3	4	2.9	1	1	1	2	1	14	8.0	
FURMAN	12-15-12		16	1-5	.200	1-5	.200	0-0	.000	0	5	5	3.1	2	0	1	0	0	3	7.4	
TENNESSEE TECH	12-18-12		12	1-3	.333	1-2	.500	0-0	.000	1	1	2	3.0	0	0	1	0	1	3	7.0	
WINTHROP	12-22-12		10	0-2	.000	0-1	.000	0-0	.000	0	0	0	2.7	2	1	0	0	0	0	6.4	
vs Illinois	12-29-12		17	2-5	.400	2-3	.667	0-0	.000	2	3	5	2.9	1	0	1	0	0	6	6.3	
FLORIDA STATE	01-02-13		23	3-10	.300	2-6	.333	1-2	.500	1	2	3	2.9	0	0	1	1	0	9	6.5	
LSU	01-09-13		22	2-7	.286	1-6	.167	1-2	.500	0	2	2	2.9	1	0	4	0	0	6	6.5	
at South Carolina	1/12/13		9	3-6	.500	3-6	.500	0-0	.000	0	0	0	2.7	5	0	2	0	0	9	6.7	
at Arkansas	01-16-13		32	3-7	.429	3-7	.429	0-0	.000	1	2	3	2.7	3	1	1	1	0	9	6.8	
KENTUCKY	01-19-13	*	13	0-5	.000	0-4	.000	0-0	.000	0	0	0	2.5	4	1	1	0	0	0	6.4	
at Vanderbilt	01/23/13		10	1-4	.250	1-3	.333	0-0	.000	0	0	0	2.4	2	1	0	0	1	3	6.2	
OLE MISS	01-26-13		13	1-5	.200	1-5	.200	0-0	.000	0	4	4	2.5	2	0	0	0	0	3	6.1	
at Georgia	01/30/13		8	0-1	.000	0-1	.000	0-0	.000	0	0	0	2.4	1	0	0	0	0	0	5.8	
at Missouri	2-2-13		5	1-3	.333	1-3	.333	0-0	.000	0	0	0	2.2	0	0	0	0	0	3	5.6	
ALABAMA	02-06-13		19	1-3	.333	1-3	.333	0-0	.000	1	2	3	2.3	1	0	1	0	0	3	5.5	
at Kentucky	02/09/13		28	4-8	.500	4-7	.571	0-0	.000	0	3	3	2.3	4	0	1	0	0	12	5.8	
ARKANSAS	02-13-13		12	1-3	.333	1-2	.500	0-0	.000	0	2	2	2.3	2	1	0	0	1	3	5.7	
FLORIDA	02-16-13		12	1-3	.333	1-3	.333	0-0	.000	0	1	1	2.2	1	0	0	0	1	3	5.6	
TEXAS A&M	02-20-13		6	0-0	.000	0-0	.000	0-0	.000	1	1	2	2.2	0	0	1	0	0	0	5.3	
at Ole Miss	2/23/13		13	0-4	.000	0-2	.000	0-0	.000	0	0	0	2.1	3	0	1	0	0	0	5.1	
Totals			4	473	46-134	.343	39-99	.394	8-14	.571	9	49	58	2.1	48	11	24	6	9	139	5.1

Games played: 27
Minutes/game: 17.5
Points/game: 5.1
FG Pct: 34.3
3FG Pct: 39.4
FT Pct: 57.1

Rebounds/game: 2.1
Assists/game: 0.4
Turnovers/game: 0.9
Assist/turnover ratio: 0.5
Steals/game: 0.3
Blocks/game: 0.2

2012-13 Auburn Tigers Basketball
Auburn Individual Game-by-Game (as of Feb 23, 2013)
All games

#41 Chubb, Rob

Opponent	Date	gs	min	Total		3-Pointers		Free throws		Rebounds				pf	a	t/o	blk	stl	pts	avg	
				fg-fga	pct	3fg-fga	pct	ft-fa	pct	off	def	tot	avg								
IPFW	11/09/12	*	32	4-11	.364	0-0	.000	2-4	.500	4	11	15	15.0	2	2	2	2	1	10	10.0	
vs Murray State	11/15/12	*	15	6-9	.667	0-0	.000	0-0	.000	4	3	7	11.0	4	0	1	0	0	12	11.0	
at Coll. of Charleston	11/16/12	*	29	2-6	.333	0-0	.000	0-0	.000	1	4	5	9.0	2	1	0	1	1	4	8.7	
vs Dayton	11/18/12	*	28	5-10	.500	0-0	.000	1-2	.500	2	3	5	8.0	3	1	1	1	0	11	9.3	
at Boston College	11/21/12	*	31	5-10	.500	0-0	.000	2-4	.500	0	5	5	7.4	4	0	2	3	0	12	9.8	
RHODE ISLAND	11-25-12	*	28	3-8	.375	0-0	.000	0-0	.000	4	5	9	7.7	4	1	3	0	0	6	9.2	
DEPAUL	11-30-12	*	25	8-12	.667	0-0	.000	1-4	.250	4	9	13	8.4	4	1	2	0	1	17	10.3	
GRAMBLING STATE	12-11-12	*	20	3-6	.500	0-0	.000	4-4	1.000	1	2	3	7.8	3	0	3	1	0	10	10.3	
FURMAN	12-15-12	*	21	2-8	.250	0-0	.000	0-0	.000	5	3	8	7.8	4	0	2	1	0	4	9.6	
TENNESSEE TECH	12-18-12	*	23	3-7	.429	0-0	.000	1-2	.500	2	4	6	7.6	1	0	0	1	1	7	9.3	
WINTHROP	12-22-12	*	27	4-6	.667	0-0	.000	0-0	.000	4	1	5	7.4	4	0	5	2	0	8	9.2	
vs Illinois	12-29-12	*	23	5-7	.714	0-0	.000	3-4	.750	3	2	5	7.2	3	0	4	0	1	13	9.5	
FLORIDA STATE	01-02-13	*	22	3-5	.600	0-0	.000	2-4	.500	5	5	10	7.4	4	0	1	0	1	8	9.4	
LSU	01-09-13	*	27	3-5	.600	0-0	.000	2-6	.333	1	7	8	7.4	1	1	0	0	1	8	9.3	
at South Carolina	1/12/13	*	31	4-5	.800	0-0	.000	8-9	.889	4	6	10	7.6	2	0	6	1	3	16	9.7	
at Arkansas	01-16-13	*	37	6-11	.545	0-0	.000	0-3	.000	4	7	11	7.8	5	3	5	1	1	12	9.9	
KENTUCKY	01-19-13	*	25	7-13	.538	0-0	.000	0-0	.000	2	5	7	7.8	2	0	3	0	0	14	10.1	
at Vanderbilt	01/23/13	*	30	6-10	.600	0-0	.000	2-2	1.000	2	6	8	7.8	3	1	3	1	0	14	10.3	
OLE MISS	01-26-13	*	32	0-3	.000	0-0	.000	1-2	.500	4	6	10	7.9	3	3	0	4	0	1	9.8	
at Georgia	01/30/13	*	30	2-7	.286	0-0	.000	1-2	.500	1	5	6	7.8	4	2	4	1	1	5	9.6	
at Missouri	2-2-13	*	19	2-3	.667	0-0	.000	6-6	1.000	1	1	2	7.5	4	1	0	0	0	10	9.6	
ALABAMA	02-06-13	*	26	2-5	.400	0-0	.000	2-4	.500	4	3	7	7.5	0	1	3	3	0	6	9.5	
at Kentucky	02/09/13	*	17	3-5	.600	0-0	.000	1-2	.500	0	1	1	7.2	5	0	0	0	0	7	9.3	
ARKANSAS	02-13-13	*	17	2-8	.250	0-0	.000	0-0	.000	1	7	8	7.3	4	0	5	1	0	4	9.1	
FLORIDA	02-16-13	*	12	0-4	.000	0-0	.000	1-2	.500	1	1	2	7.0	1	1	4	0	0	1	8.8	
TEXAS A&M	02-20-13	*	27	3-8	.375	0-0	.000	3-4	.750	2	1	3	6.9	2	1	0	3	0	9	8.8	
at Ole Miss	2/23/13		28	3-6	.500	0-0	.000	1-1	1.000	0	4	4	6.8	3	1	1	0	1	7	8.7	
Totals			26	682	96-198	.485	0-0	.000	44-71	.620	66	117	183	6.8	81	21	60	27	13	236	8.7

Games played: 27
Minutes/game: 25.3
Points/game: 8.7
FG Pct: 48.5
FT Pct: 62.0

Rebounds/game: 6.8
Assists/game: 0.8
Turnovers/game: 2.2
Assist/turnover ratio: 0.4
Steals/game: 0.5
Blocks/game: 1.0

2012-13 GAME-BY-GAME TEAM STATISTICS

	PTS	FG-A	Pct.	3FG-A	Pct.	FT-A	Pct.	0-D-TOT	PF	A	TO	BK	STL
IPFW	50	15-52	.288	4-20	.200	16-23	.696	10-25-35	18	10	17	2	10
at Auburn	61	22-54	.407	3-11	.273	14-21	.667	12-30-42	17	10	16	3	10
Murray State	79	27-51	.529	11-23	.478	14-16	.875	5-23-28	24	9	17	7	9
vs. Auburn (1)	59	20-60	.333	2-10	.200	17-30	.567	22-21-43	17	10	20	5	7
Auburn at	55	19-53	.358	6-17	.353	11-14	.786	5-21-26	16	7	9	4	12
Coll. Charleston(1)	51	18-47	.383	5-15	.333	10-18	.556	11-31-42	18	5	19	7	5
Dayton	73	21-45	.467	4-13	.308	27-36	.750	9-24-33	19	10	17	3	7
vs. Auburn (1)	63	23-55	.418	4-16	.250	13-17	.765	8-19-27	24	12	14	7	7
Auburn at	49	19-45	.422	4-13	.308	7-13	.538	5-23-28	17	7	13	4	6
Boston College(2)	50	17-47	.362	8-22	.364	8-15	.533	11-24-35	17	10	12	3	7
Rhode Island	78	26-65	.400	13-26	.500	13-21	.619	13-26-39	13	14	15	3	11
at Auburn (2ot)	72	28-62	.452	11-27	.407	5-7	.714	10-27-37	18	21	19	3	8
DePaul	80	26-54	.481	9-17	.529	19-34	.559	9-23-32	21	18	13	4	10
at Auburn	76	28-64	.438	6-16	.375	14-21	.667	16-27-43	24	15	14	4	8
Grambling State	42	16-51	.314	4-18	.222	6-8	.750	10-18-28	16	8	24	3	5
at Auburn	92	34-63	.540	11-24	.458	13-18	.722	13-26-39	12	23	12	7	13
Furman	50	16-52	.308	5-22	.227	13-17	.765	11-18-29	14	9	8	4	4
at Auburn	64	25-58	.431	8-17	.471	6-8	.750	15-27-42	19	15	12	6	3
Tennessee Tech	62	25-67	.373	1-18	.056	11-17	.647	18-20-38	26	14	17	4	11
at Auburn	81	22-51	.431	7-18	.389	30-40	.750	14-28-42	18	18	17	5	12
Winthrop	74	24-49	.490	7-25	.280	19-25	.760	11-18-29	21	13	19	2	4
at Auburn	67	23-60	.383	3-23	.130	18-21	.857	19-15-34	22	12	13	2	6
Auburn vs.	79	29-60	.483	11-23	.478	10-16	.625	14-25-39	25	18	20	4	9
Illinois (#12) (3)	81	25-52	.481	4-15	.267	27-40	.675	9-22-31	15	14	11	5	11
Florida State	72	28-58	.483	9-26	.346	7-15	.467	9-31-40	27	16	20	5	5
at Auburn	78	22-63	.349	6-20	.300	28-41	.683	16-26-42	17	10	9	2	11
LSU	63	25-67	.373	9-27	.333	4-10	.400	14-26-40	20	15	12	3	7
at Auburn	68	25-54	.463	6-18	.333	12-22	.545	7-31-38	15	15	12	4	6
Auburn at	74	24-41	.585	8-18	.444	18-28	.643	9-15-24	23	14	17	3	9
South Carolina	71	26-57	.456	8-20	.400	11-16	.688	17-14-31	24	20	15	3	4
Auburn	80	31-62	.500	11-25	.440	7-17	.412	8-31-39	24	19	19	4	3
at Arkansas (2ot)	88	30-66	.455	8-24	.333	20-33	.606	9-27-36	15	18	8	3	8
Kentucky	75	30-55	.545	5-15	.333	10-16	.625	11-32-43	14	17	15	8	6
at Auburn	53	23-66	.348	0-15	.000	7-10	.700	12-18-30	17	13	9	1	9
Auburn at	61	22-53	.415	9-24	.375	8-9	.889	6-23-29	26	13	15	4	7
Vanderbilt	73	20-49	.408	9-24	.375	24-30	.800	11-26-37	14	14	13	2	4
Ole Miss (#23)	63	24-56	.429	11-25	.440	4-17	.235	13-23-36	17	15	8	5	1
at Auburn	61	20-54	.370	6-23	.261	15-19	.789	11-26-37	21	10	6	6	3
Auburn	49	15-53	.283	4-20	.200	15-27	.556	10-23-33	25	7	11	1	9
at Georgia	57	19-43	.442	4-17	.235	15-26	.577	7-31-38	21	11	16	3	4
Auburn	77	19-53	.358	7-22	.318	32-36	.889	9-22-31	26	9	12	1	5
at Missouri (#17)	91	30-55	.545	6-16	.375	25-33	.758	8-25-33	23	17	11	3	8
Alabama	37	14-49	.286	2-19	.105	7-9	.778	11-19-30	22	7	16	0	9
at Auburn	49	15-44	.341	2-9	.222	17-23	.739	10-25-35	10	7	14	4	7
Auburn at	62	22-51	.431	7-13	.538	11-17	.647	9-20-29	29	9	9	2	3
Kentucky	72	20-46	.435	6-21	.286	26-38	.684	11-24-35	21	12	10	4	4
Arkansas	83	27-58	.466	9-21	.429	20-29	.690	7-24-31	24	16	8	3	5
at Auburn	75	23-53	.434	6-13	.462	23-32	.719	10-28-38	24	12	16	5	4
Florida (#7)	83	31-54	.574	15-30	.500	6-10	.600	4-26-30	11	25	9	3	9
at Auburn	52	19-54	.352	4-16	.250	10-14	.714	11-19-30	15	9	14	2	4

2012-13 GAME-BY-GAME TEAM STATISTICS -- cont.

	PTS	FG-A	Pct.	3FG-A	Pct.	FT-A	Pct.	O-D-TOT	PF	A	TO	BK	STL
Texas A&M	65	22-50	.440	5-19	.263	16-20	.800	9-25-34	13	13	11	2	7
at Auburn	56	21-56	.375	5-23	.217	9-14	.643	11-21-32	19	11	10	4	2
Auburn	55	22-56	.393	3-18	.167	8-12	.667	4-18-22	20	11	11	0	8
at Ole Miss	88	27-50	.540	13-25	.520	21-26	.808	8-30-38	12	18	14	4	9
Auburn	43	15-50	.300	2-15	.133	11-14	.786	8-23-31	19	11	15	5	6
at Alabama	61	22-56	.393	5-24	.208	12-16	.750	12-29-41	16	13	1	4	8
Vanderbilt													
at Auburn													
Tennessee													
at Auburn													
Auburn													
at Miss. State													
Auburn vs.													
TBA (4)													

- (1) Charleston Classic (Charleston, SC • TD Arena)
- (2) Charleston Classic Finale (Chesnut Hill, MA • Conte Forum)
- (3) SEC-Big East Challenge (Auburn, AL • Auburn Arena)
- (4) Chicago, IL (United Center)
- (5) SEC Tournament (Nashville, TN • Bridgestone Arena)

2012-13 TEAM HIGHS & LOWS

AUBURN

	HIGH	LOW
POINTS SCORED	92 vs. Grambling State	43 at Alabama
POINTS, FIRST HALF	46 vs. DePaul	13 vs. Alabama
POINTS, SECOND HALF	65 vs. Grambling State	23 at Boston College
POINT DIFFERENTIAL	+50 vs. Grambling State	-33 at Ole Miss
FIELD GOALS MADE	34 vs. Grambling State	15 at Georgia/Alabama/at Alabama
FIELD GOALS ATTEMPTED	66 vs. Kentucky	41 at South Carolina
FIELD GOAL PERCENTAGE	.585 (24-41) at South Carolina	.283 (15-53) at Georgia
3-POINTERS MADE	11 v. #12 Illinois/at Ark./Rhode Is./Gramb.	0 vs. Kentucky
3-POINTERS ATTEMPTED	27 vs. Rhode Island	9 vs. Alabama
3-POINT PERCENTAGE	.538 (7-13) at Kentucky	.000 (0-15) vs. Kentucky
FREE THROWS MADE	32 at #17 Missouri	5 vs. Rhode Island
FREE THROW ATTEMPTS	41 vs. Florida State	7 vs. Rhode Island
FREE THROW PCT.	.889 (32-36) at #17 Missouri/(8-9) at Vanderbilt	.412 (7-17) at Arkansas
REBOUNDS	43 vs. Murray State/vs. DePaul	22 at Ole Miss
OFFENSIVE REBOUNDS	22 vs. Murray State	4 at Ole Miss
DEFENSIVE REBOUNDS	31 vs. LSU/at Arkansas	15 at South Carolina
REBOUND MARGIN	+15 vs. Murray State	-16 at Ole Miss/at College of Charleston
ASSISTS	23 vs. Grambling State	7, four times
TURNOVERS	20 vs. #12 Illinois/Murray State	6 vs. #23 Ole Miss
BLOCKED SHOTS	7 vs. Dayton/Grambling State	0 at Ole Miss
STEALS	13 vs. Grambling State	2 vs. Texas A&M
FOULS	29 at Kentucky	10 vs. Alabama

OPPONENTS

	HIGH	LOW
POINTS SCORED	91, at #17 Missouri	37, Alabama (fewest for Ala. series history)
POINTS, FIRST HALF	47, #12 Illinois/#17 Florida	15, Grambling State
POINTS, SECOND HALF	50, Arkansas	14, Alabama
POINT DIFFERENTIAL	+33, at Ole Miss	-50, Grambling State
FIELD GOALS MADE	31, #7 Florida	14, Alabama
FIELD GOALS ATTEMPTED	67, LSU/Tennessee Tech	43, at Georgia
FIELD GOAL PERCENTAGE	.574 (31-54), #7 Florida	.286 (14-49), Alabama
3-POINTERS MADE	15, #7 Florida	1, Tennessee Tech
3-POINTERS ATTEMPTED	30, #7 Florida	13, vs. Dayton
3-POINT PERCENTAGE	.529 (9-17), DePaul	.056 (1-18), Tennessee Tech
FREE THROWS MADE	27, vs. #12 Illinois/Dayton	4, LSU/#23 Ole Miss
FREE THROW ATTEMPTS	40, vs. #12 Illinois	8, Grambling State
FREE THROW PCT.	.875 (14-16), vs. Murray State	.235 (4-17), #23 Ole Miss
REBOUNDS	43, Kentucky	28, vs. Murray State/vs. Grambling State
OFFENSIVE REBOUNDS	18, Tennessee Tech	4, #7 Florida
DEFENSIVE REBOUNDS	32, Kentucky	14, at South Carolina
REBOUND MARGIN	+16, at Ole Miss/at Coll. of Charleston	-15, vs. Murray State
ASSISTS	25, #7 Florida	5, at College of Charleston
TURNOVERS	24, Grambling State	8, at Arkansas/Furman/#23 Ole Miss/Ark.
BLOCKED SHOTS	8, Kentucky	0, Alabama
STEALS	11, #12 Illinois/Rhode Island/Tenn. Tech	1, #23 Ole Miss
FOULS	27, Florida State	11, #7 Florida

2012-13 STARTING LINEUPS

Date	Opponent	W-L	Forward	Forward/Guard	Center	Guard	Guard
11-9	IPFW	W	Payne	N. Johnson	Chubb	Wallace	Sullivan
11-15	(1) Murray State	L	Payne	Adamu	Chubb	Wallace	Sullivan
11-16	(1) at Coll. Charleston	W	Payne	S. Johnson (g)	Chubb	Price	Sullivan
11-18	(1) Dayton	L	Payne	S. Johnson (g)	Chubb	Price	Sullivan
11-21	(2) at Boston College	L	Adamu	S. Johnson (g)	Chubb	Greene Jr.	Sullivan
11-25	Rhode Island	L	Payne	N. Johnson	Chubb	Greene Jr.	Sullivan
11-30	(3) DePaul	L	Payne	N. Johnson	Chubb	Price	Sullivan
12-11	Grambling State	W	Payne	S. Johnson (g)	Chubb	Denson	Sullivan
12-15	Furman	W	Payne	S. Johnson (g)	Chubb	Denson	Sullivan
12-18	Tennessee Tech	W	Payne	S. Johnson (g)	Chubb	Denson	Sullivan
12-22	Winthrop	L	Payne	S. Johnson (g)	Chubb	Denson	Sullivan
12-29	(4) Illinois (#12)	L	Payne	S. Johnson (g)	Chubb	Denson	Sullivan
1-2	Florida State	W	Payne	S. Johnson (g)	Chubb	Wallace	Sullivan
1-9	LSU	W	Payne	S. Johnson (g)	Chubb	Wallace	Sullivan
1-12	at South Carolina	W	Payne	S. Johnson (g)	Chubb	Wallace	Sullivan
1-16	at Arkansas (2ot)	L	Payne	S. Johnson (g)	Chubb	Wallace	Sullivan
1-19	Kentucky	L	Payne	N. Johnson	Chubb	Wallace	Sullivan
1-23	at Vanderbilt	L	Payne	S. Johnson (g)	Chubb	Wallace	Sullivan
1-26	Ole Miss (#23)	L	Payne	S. Johnson (g)	Chubb	Wallace	Sullivan
1-30	at Georgia	L	Payne	S. Johnson (g)	Chubb	Denson	Sullivan
2-2	at Missouri (#17)	L	Payne	S. Johnson (g)	Chubb	Denson	Sullivan
2-6	Alabama	W	Payne	Granger	Chubb	Wallace	Sullivan
2-9	at Kentucky	L	Payne	Granger	Chubb	Wallace	Sullivan
2-13	Arkansas	L	Payne	Granger	Chubb	Denson	Wallace
2-16	Florida (#7)	L	Payne	S. Johnson (g)	Chubb	Denson	Wallace
2-20	Texas A&M	L	Payne	S. Johnson (g)	Chubb	Wallace	Sullivan
2-23	at Ole Miss	L	Payne	S. Johnson (g)	Dixon-Tatum	Wallace	Sullivan
2-26	at Alabama	L	Payne	S. Johnson (g)	Chubb	Wallace	Sullivan
3-2	Vanderbilt						
3-6	Tennessee						
3-9	at Miss. State						
3-13	(4) TBA						

(1) Charleston Classic (Charleston, SC • TD Arena); (2) Charleston Classic Finale (Chesnut Hill, MA • Conte Forum); (3) SEC-Big East Challenge (Auburn, AL • Auburn Arena); (4) Chicago, IL (United Center); (5) SEC Tournament (Nashville, TN • Bridgestone Arena)

STARTING LINEUPS

(Payne, Granger, Chubb, Wallace, Sullivan)	1-1 (.500)
(Payne, N. Johnson, Chubb, Wallace, Sullivan)	1-1 (.500)
(Payne, S. Johnson, Chubb, Price, Sullivan)	1-1 (.500)
(Payne, Chubb, Denson, S. Johnson, Sullivan)	3-4 (.429)
(Payne, Chubb, S. Johnson, Wallace, Sullivan)	3-5 (.375)
(Payne, Dixon-Tatum, S. Johnson, Wallace, Sullivan)	0-1 (.000)
(Payne, Chubb, S. Johnson, Denson, Wallace)	0-1 (.000)
(Payne, Granger, Chubb, Denson, Wallace)	0-1 (.000)
(Payne, N. Johnson, Chubb, Price, Sullivan)	0-1 (.000)
(Payne, N. Johnson, Chubb, Greene Jr., Sullivan)	0-1 (.000)
(Payne, Adamu, Chubb, Wallace, Sullivan)	0-1 (.000)
(Adamu, Chubb, S. Johnson, Greene Jr., Sullivan)	0-1 (.000)

AUBURN'S RECORD WHEN ... STARTS

Shaquille Johnson	7-13 (.350)
Frankie Sullivan	9-17 (.346)
Chris Denson	3-6 (.333)
Jordan Granger	1-2 (.333)
Jordan Price	1-2 (.333)
Allen Payne	9-18 (.333)
Rob Chubb	9-18 (.333)
Josh Wallace	5-11 (.313)
Noel Johnson	1-3 (.250)
Asaahn Dixon-Tatum	0-1 (.000)
Shareif Adamu	0-2 (.000)
Brian Greene Jr.	0-2 (.000)

MARGIN OF VICTORY/DEFEAT

	1	2	3	4	5	6	7	8	9	10-15	16-19	20-24	25-29	30-49	50
Wins			1	1	1	1				3	1				1
Losses	1	3		1		1	1	3	1	4	1	2		2	

THE LAST TIME ...

Auburn Individuals

Scored at least 30 points: Earnest Ross (30) at Georgia (2-5-11)
Scored at least 40 points: Wesley Person vs. UAB (12-16-93)
Two players with at least 20 points: Varez Ward (24 points) & Kenny Gabriel (22 points) at #22 Mississippi State (2-4-12)
Three players with at least 20 points: Marquis Daniels (27 points), Marco Killingsworth (24 points), Derrick Bird (23 points), vs. Georgia State, (11-26-02)
A player w/back-to-back 25-point SEC games: Tay Waller, 29 pts v. Arkansas (2-20-10); 29 pts at Ole Miss (2-24-10); 26 pts v. LSU (2-27-10)
A player w/3 straight 25-point SEC games: Tay Waller, 29 pts v. Arkansas (2-20-10); 29 pts at Ole Miss (2-24-10); 26 pts v. LSU (2-27-10)
A player w/5 straight 20-point SEC games: Tay Waller, 29 pts v. Arkansas (2-20-10); 29 pts at Ole Miss (2-24-10); 26 pts v. LSU (2-27-10); 22 pts vs. Miss. State (3-3-10); 22 pts at Alabama (3-6-10)
Zero players scored in double figures: at Vanderbilt (1-7-12)
Only one player scored in double figures: Rob Chubb (13 points) at Alabama (2-26-13)
1 player score half team's points: Frankie Sullivan (22 points) vs. Long Beach State in 64-43 loss in Honolulu, Hawaii (12-23-11)
Five players scored in double figures: Noel Johnson (14 pts), Jordan Price (14 pts), Chris Denson (13 pts), Rob Chubb (10 pts), Frankie Sullivan (10 pts) vs. Grambling State, (12-11-12)
Six players scored in double figures: Lucas Hargrove (14 points), DeWayne Reed (16 points), Frankie Sullivan (15 points), Tay Waller (13 points), Andre Malone (11 points) and Brendon Knox (18 points), vs. Georgia Southern, (1-2-10)
Had at least 15 rebounds: Rob Chubb vs. IPFW (15 rebounds) (11-9-12)
Had at least 15 rebounds(SEC): Korvotney Barber v. LSU (17 rebounds) (3-7-09)
Had at least 20 rebounds: Kelvin Ardister v. Tenn. (20 reb) (1-4-89)
Had at least 25 rebounds: Rex Frederick at Ole Miss (25 rebounds) (1-6-58)
At least 20 pts & 20 reb: Kelvin Ardister v. Tenn. (22 pts, 20 reb) (1-4-89)
Two players with at least 10 rebounds: Rob Chubb (12 rebounds) & Kenny Gabriel (10 rebounds) at LSU (1-17-12)
At least three players with 10 rebounds: at Virginia, Korvotney Barber (13 rebounds), Quantez Robertson (10 rebounds), Lucas Hargrove (10 rebounds), (12-20-08)
Double-Double: Rob Chubb (12 pts, 11 reb) at Arkansas (1-16-13)
2 straight Double-Doubles: Rob Chubb (16 pts, 10 reb) at So. Carolina (1-12-13) & (12 pts, 11 reb) at Arkansas (1-16-13)
3 straight Double-Doubles: Korvotney Barber, 13 points & 17 rebounds at Alabama, (3/3/09), 16 points & 17 rebounds vs. LSU (3-7-09), & 12 points & 10 rebounds vs. Florida (3-13-09) in SEC Tour.
Two players had a double-double: Kenny Gabriel (11 rebounds) & Earnest Ross (10 rebounds) at LSU (3-5-11)
Double-Double with points and assists: Jamison Brewer vs. Louisiana Lafayette, (10 points, 11 assists) (12-4-00)
Triple-Double: Kenny Gabriel (24 pts, 13 reb, 10 blk) vs. Bethune-Cookman (1-2-12)
10 assists: Varez Ward vs. Bethune-Cookman (10 assists) (1-2-12)
2 players with at least 5 Blocked Shots: Rob Chubb & Willy Kouassi v. Nicholls State (5 each) (11-25-11)...also Kenny Gabriel (4 blocks)
At least 10 Blocks: Kenny Gabriel v. Bethune-Cookman (10 blks) (1-2-12)
At least 5 Steals: Josh Wallace (5 steals) vs. Florida State (1-2-13)
At least 5 Steals(SEC): Josh Wallace (5 steals) at Georgia (2-5-11)
Made 11 straight 3s: Jordan Price (4-4 Gramb/4-4 Furman/3-3 Tennessee Tech (12-11,15,18-2012). Ties SEC record by Vandy's Kevin Anglin 1992
Made 27 straight free throws: Frankie Sullivan (27-of-27) to open 2009-10 season to set Auburn consecutive made record; 21 in 2012-13
Led AU in points, rebounds, assists, steals: Frankie Sullivan at Coll. Charleston (24 points, 5 rebounds, 2 assists, 2 steals), (11-16-12)
Hit buzzer beater shot to win a game: Reggie Sharp vs. Alabama, 3-pt FG, (72-69 in OT), (2-21-01)
Played more than 40 minutes: Frankie Sullivan (48 minutes) & Josh Wallace (47 minutes) at Arkansas (2ot) (1-16-13)

Auburn Team

Won in Overtime: vs. Ole Miss, 69-68 (2ot) (1-14-12)
Lost in Overtime: at LSU, 65-58 (1-17-12)
Won in Double Overtime: vs. Ole Miss, 69-68 (2ot) (1-14-12)
Lost in Double Overtime: at Arkansas, 88-80 (2ot) (1-16-13)
Played back-to-back Overtime Games: v. Ole Miss, W 69-68 (2ot) (1-14-12) and at LSU, L 65-58 (ot) (1-17-12)
Lost back-to-back Road Overtime Games: at Arkansas, 82-79 (2-6-10) and at Mississippi State, 85-75 (2-13-10)
Lost back-to-back Games in Final 5 Seconds: at Alabama (0.3 sec), 51-49 (2-23-11) and vs. Arkansas (5.0 sec.), 57-55 (2-26-11)
3 straight games decided on final possession: at Alabama (0.3 sec), L, 51-49 (2-23-11), v. Arkansas (5.0 sec.), L, 57-55 (2-26-11), v. Ole Miss (OM chance to tie on last possession) W, 76-73 (3-2-11)
Played at least three overtimes: vs. Georgia, (3-1-79), (4 OT) in SEC Tournament in Birmingham, Ala.
Missed 23 straight FGs: at Arkansas (1-25-11), last fga 1st half, 0-22 start 2nd
Shot 70% for a half: 72.7% (16-22) at Ole Miss (2-22-03)
Shot 60% for a game: 60.9% (28-46) vs. Arkansas (2-20-10)
Shot less than 30% for game: at Vandy (15-55, 27.3%) (1-7-12)
Shot 100% from the free throw line: v. Long Beach St. (6-6) (12-23-11)
Shot less than 15% from free throw line: v. Florida (1-8, 12.5%) (1-20-11)
Shot 60% from 3-point line: v. Ark.-Pine Bluff (9-15, 60.0%) (11-28-11)
Shot less than 30% in half: 21.4% (6-28) at Alabama (1st), (2-26-13)
Shot less than 20% in half: 13.0% (3-23) v. Alabama (1st half), (2-6-13)
Shot less than 10% in a half: 08.3% (2-24) vs. LSU (1st half), (1-8-11)
Shot 55% or better and lost: at Tennessee (56.1%, 32-57) (2-15-06)
Attempted 50 free throws: 52 att. Vanderbilt, (2-6-54)
Attempted 43 free throws: 43 att. vs. North Florida, (12-17-11)
Attempted 40 free throws: 41 att. vs. Florida State, (1-2-13)

Att. at least 30 free throws in half: Florida State (22-of-33,2nd) (1-2-13)
Made 30 free throws(SEC): v.Fla.(32) 44 fta.(3-10-00), SEC Tour. in Atlanta
Made 30 free throws: 32 at #17 Missouri, 36 att. (2-2-13)
Made at least 10 3-point field goals: at Arkansas (11) (1-16-13)
Failed to make 3-pt field goal: vs. Kentucky (0-15) (1-19-13); at Ole Miss (0-14) (3-1-97) & vs. Florida (0-6) (1-31-87, AU rebound)
Had at least 50 rebounds: vs. UNC Asheville (50 rebounds) (11-12-10)
Had less than 20 rebounds: vs. Presbyterian (19 reb.) (12-18-10)
Had 25 assists: vs. Tennessee State (26 assists) (12-19-06)
Had at least 15 steals: vs. Georgia Southern (16 steals) (12-29-10)
Had at least 17 blocks: vs. Nicholls State (17 Blocks) (11-25-11)
Had at least 10 blocks: vs. Bethune-Cookman (11 Blocks) (1-2-12)
Had at least 27 lead changes: at Arkansas (27 l.c., 13 ties) (1-16-13)
Scored 50 points in a half(SEC): vs. Ole Miss (51 points,2nd) (3-2-11)
Scored 60 points in a half: Grambling State (65 points,2nd) (12-11-12)
Scored 60 points in a half(SEC): at Tennessee (64 points) (2-15-06)
Scored 70 points in a half: vs. Troy State (73 points, 2nd) (12-9-93)
Scored 100 points (SEC): vs. Alabama (102 points) (2-13-99)
Scored 100 points (Non-Conf): vs. Grambling State (105 points) (11-29-03) in Huntsville, Ala.
Scored under 20 points in 1st half: at Alabama (16 points) (2-26-13)
Scored under 20 points in a 2nd half: at Vanderbilt (16 pts) (1-7-12)
Scored under 10 points in a half: vs. LSU (6 points, 1st half) (1-8-11)
Scored 35 or under points in a game: at Vanderbilt (35 pts) (1-7-12)
Scored under 50 points in game: at Alabama (43 pts) (2-26-13)
Scored under 50 points in game(SEC): at Alabama (43 pts) (2-26-13)
Rico comeback to win: 22 pts at half, AU 82, #13 Louisville 78, Puerto Rico Shootout Championship game (11-26-95); 20 pts w/2:01 left in 1st, AU 76, Ole Miss 73(3-2-11); 19 pts w/10:43 left, #14 AU 73, at LSU 70 (1-9-99); 19 pts with 11:01 left and 14 pts with 5:00 left, at AU 65, Miss. St. 62 (2-12-11)

Opponent Individuals

Scored at least 30 points: Xavier Munford (33), Rhode Island (11-25-12)
Scored at least 30 pts (SEC): Dundercous Nelson (30), Ole Miss, (3-2-11)
Scored at least 35 points: Tasmin Mitchell (38), at LSU, (1-20-10)
Scored at least 40 points: Hersey Hawkins, Bradley, (44 points), (3-17-88), in NCAA Tournament in Atlanta, Ga.
Totaled at least 20 points and 20 rebounds: Louis Amundson, UNLV (22 points and 22 rebounds), (12-12-04)
Two players with 20 points: BJ Young (25 points) and Marshawn Powell (20 points) vs. Arkansas (2-13-13)
Three players with 20 points: Odarte Blankson (22 points), Louis Amundson (22 points), Jerel Blassingame (20 points), UNLV, (12-12-04)
Only one player scored in double figures: Derron Hobbs (11 points), Grambling State (12-11-12)
Zero players scored in double figures: South Carolina (1-21-12)
Five players scored in double figures: Keion Bell (24 pts), Earnest Ross (23 pts), Laurence Bowers (12 pts), Alex Oriakhi (11 pts), Jabari Brown (11 pts) at #17 Missouri (2-2-13)
Six players scored in double figures: Chris Lofton (25 points), JaJuan Smith (19 points), C.J. Watson (18 points), Andre Patterson (15 points), Major Wingate (12 points), & Stanley Asumnu (10 points), at Tennessee, (2-15-06)
Double-Double: Nick Jacobs (10 pts, 10 reb), at Alabama (2-26-13)
Double-Double with points and assists: Herman Favors, (10 points, 11 assists), Georgia State, (12-22-03)
Two players had a double-double: Reginald Buckner (11 points, 10 rebounds) & Murphy Holloway (11 pts, 11 reb), v.Ole Miss, (1-14-12)
Triple-Double: Never
Had 15 rebounds: Jeronne Maymon (19 reb), at Tennessee (1-28-12)
Had 20 rebounds: Murphy Holloway, at Ole Miss, (20 reb), (2-24-10)
Had 10 assists: Scottie Wilbekin, #7 Florida, (10 assists), (2-16-13)
Had 5 blocked shots: Nerlens Noel, Kentucky (7 blk) (1-19-13)
Had 5 steals: Trevor Releford, Alabama (5 steals) (2-7-12)

Opponent Team

Shot less than 30% in a game: Alabama (28.6%, 14-49) (2-6-13)
Shot less than 30% in a game (SEC): Alabama (28.6%, 14-49) (2-6-13)
Shot less than 15% in a half: at Arkansas (14.8%, 4-27) (1-25-12)
Shot 60% in a game: at #22 Mississippi State, 60.4% (2-4-12)
Shot 60% in a game (SEC): at #22 Mississippi State, 60.4% (2-4-12)
Shot 69% 3fgs in a game: v.UTEP in Honolulu, 69.2% (9-13) (12-25-11)
Shot 60% 3fgs in a game: at #22 Miss. State, 63.2% (12-19), (2-4-12)
Shot 55% or better and lost: Ark.-Pine Bluff 55.6% (25-45) (12-5-10)
Shot 55% or better and lost (SEC): Tennessee 59.2% (29-49) (2-7-09)
Shot 30% or less and won (SEC): Alabama 26.2% (11-42) (2-23-11)
Scored 100 points: Sam Houston State (107 points), (12-20-09)
Scored 60 points in a half: at Ole Miss (63 points in 2nd half), (2-15-06)
Scored 15 points or under in a 1st half: Grambling (15 pts) (12-11-12)
Scored 15 points or under in a 1st half (SEC): Georgia (15 pts) (2-1-12)
Scored 15 points or under in a 2nd half (SEC): Alabama (14 pts) (2-6-13)
Scored under 13 points in a 2nd half: Alabama A&M (12 points) (12-29-08)
Scored under 40 points in a game: Alabama (37 points) (2-6-13)
Scored under 50 points in a game (SEC): Florida (45 points) (1-20-11)
Had 50 rebounds: at Tennessee (53 rebounds) (1-28-12)
Had +20 rebound margin: +23 (53-30), at Tennessee (1-28-12)
Had 25 assists: Vanderbilt (27 assists) in SEC Tour. Atlanta (3-13-08)
Had 15 steals: at Alabama A&M (15 steals) (12-1-09)
Had 10 blocks: at Florida State (10 blocks) (1-4-12)
Failed to make a 3-point field goal: Dayton (0-24) in Chicago Invitational in Hoffmann Estates, Ill. (11-28-08) • set NCAA Record
Attempted 40 free throws: vs. #12 Illinois (40 attempts), (12-29-12)
Attempted 40 free throws(SEC): at Alabama (40 attempts), (2-23-11)
Made 30 free throws: at Florida (32) 40 fta. (2-18-10)
Made at least 18 3-point field goals: Samford (18-of-33) (11-19-10)
Made at least 10 3-point fgs: Rhode Island (13-of-26) (11-25-12)
Attempted at least 30 free throws in a half: at USF (19-of-31) (12-15-10)

LARGEST LEAD/LARGEST DEFICIT

Date	Opponent	Result	Largest Lead	Largest Deficit	Tied	Lead Changes
Nov. 9	IPFW	W, 61-50	11 (61-50, :30 2nd)	9 (24-15, 3:21 1st)	4	3
Nov. 15	(1) Murray State	L, 59-79	--	38 (72-34, 8:51 2nd)	0	0
Nov. 16	(1) College of Charleston	W, 55-51	8 (40-32, 11:03 2nd)	5 (9-4, 13:28 1st)	4	6
Nov. 18	(1) Dayton	L, 63-73	4 (4-0, 18:54 1st)	16 (49-33, 14:53 2nd)	4	5
Nov. 21	(2) at Boston College	L, 49-50	3 (6-3, 17:09 1st)	8 (41-33, 9:23 2nd)	6	13
Nov. 25	Rhode Island	L, 72-78 (2ot)	11 (22-11, 11:49 1st)	6 (78-72, :06 2nd ot)	4	5
Nov. 30	(3) DePaul	L, 76-80	7 (44-37, 1:35 1st)	6 (58-52, 13:26 2nd)	7	9
Dec. 11	Grambling State	W, 92-42	50 (92-42, :40 2nd)	2 (3-1, 18:08 1st)	1	2
Dec. 15	Furman	W, 64-50	18 (40-22, 18:08 2nd)	5 (7-2, 17:28 1st)	1	1
Dec. 18	Tennessee Tech	W, 81-62	28 (68-40 2nd)	--	0	0
Dec. 22	Winthrop	L, 67-74	3 (37-34, 16:55 2nd)	16 (59-43, 9:54 2nd)	8	5
Dec. 29	(4) Illinois (#12)	L, 79-81	3 (7-4, 17:28 1st)	11 (57-46, 13:19 2nd)	9	8
Jan. 2	Florida State	W, 78-72	12 (71-59, 1:22 1st)	12 (26-14, 8:55 1st)	3	5
Jan. 9	LSU	W, 68-63	14 (64-50, 1:06 2nd)	6 (33-27, 19:01 2nd)	2	4
Jan. 12	at South Carolina	W, 74-71	4 (46-42, 16:03 2nd)	6 (20-14, 11:32 1st)	13	27
Jan. 16	at Arkansas (2ot)	L, 80-88	6 (14-8, 14:47 1st)	11 (25-14, 9:16 1st)	11	9
Jan. 19	Kentucky	L, 53-75	2 (6-4, 13:16 1st)	27 (72-45, 3:41 2nd)	3	2
Jan. 23	at Vanderbilt	L, 61-73	8 (12-4, 15:00 1st)	16 (55-39, 10:59 2nd)	3	4
Jan. 26	Ole Miss (#23)	L, 61-63	10 (33-23, 3:16 1st)	5 (43-38, 13:51 2nd)	5	7
Jan. 30	at Georgia	L, 49-57	6 (12-6, 13:57 1st)	8 (57-49 final score)	3	5
Feb. 2	at Missouri (#17)	L, 77-91	2 (2-0, 19:48 1st)	22 (82-60, 6:01 2nd)	2	1
Feb. 6	Alabama	W, 49-37	13 (44-31, 2:10 2nd)	13 (15-2, 9:30 1st)	0	1
Feb. 9	at Kentucky	L, 62-72	4 (10-6, 16:36 1st)	16 (66-50, 4:07 2nd)	4	6
Feb. 13	Arkansas	L, 75-83	2 (35-33, Half)	12 (59-47, 9:31 2nd)	7	5
Feb. 16	Florida (#7)	L, 52-83	--	36 (72-36, 8:05 2nd)	0	0
Feb. 20	Texas A&M	L, 56-65	12 (12-0, 14:07 1st)	9 (65-56, :09 2nd)	4	9
Feb. 23	at Ole Miss	L, 55-88	--	33 (75-42, 7:14 2nd)	0	0
Feb. 26	at Alabama	L, 43-61	2 (2-0, 19:42 1st)	24 (59-35, 4:29 1st)	1	1
Mar. 2	Vanderbilt					
Mar. 6	Tennessee					
Mar. 9	at Mississippi State					
Mar. 13	(4) TBA					

(1) Charleston Classic (Charleston, SC • TD Arena); (2) Charleston Classic Finale (Chesnut Hill, MA • Conte Forum); (3) SEC-Big East Challenge (Auburn, AL • Auburn Arena); (4) Chicago, IL (United Center); (5) SEC Tournament (Nashville, TN • Bridgestone Arena)

SPECIALTY STATS (Auburn-Opponent)

Date	Opponent	W/L	Off Turnovers	2nd Chance	Paint	Fast Break	Bench
Nov. 9	IPFW	W, 61-50	9-14	11-2	34-16	4-6	4-11
Nov. 15	(1) Murray State	L, 59-79	15-30	14-5	32-16	4-9	30-17
Nov. 16	(1) Coll. of Charleston	W, 55-51	13-11	4-8	14-16	4-0	23-14
Nov. 18	(1) Dayton	L, 63-73	13-16	6-13	32-30	4-2	15-25
Nov. 21	(2) at Boston College	L, 49-50	10-11	5-9	24-10	2-2	10-8
Nov. 25	Rhode Island	L, 72-78 (2ot)	13-30	4-13	26-20	10-2	29-22
Nov. 30	(3) DePaul	L, 76-80	14-16	9-9	38-30	8-6	11-22
Dec. 11	Grambling State	W, 92-42	36-4	16-13	42-16	14-2	43-14
Dec. 15	Furman	W, 64-50	9-10	13-7	32-18	8-0	23-8
Dec. 18	Tennessee Tech	W, 81-62	24-28	14-8	28-30	8-8	35-23
Dec. 22	Winthrop	L, 67-74	18-13	18-10	36-24	8-2	8-25
Dec. 29	(4) Illinois (#12)	L, 79-81	6-19	24-7	34-26	4-6	22-19
Jan. 2	Florida State	W, 78-72	17-13	19-8	26-32	10-0	15-22
Jan. 9	LSU	W, 68-63	8-13	6-15	26-32	4-6	17-12
Jan. 12	at South Carolina	W, 74-71	15-18	8-20	26-24	12-7	27-27
Jan. 16	at Arkansas	L, 80-88 (2ot)	9-20	10-8	34-28	9-4	21-30
Jan. 19	Kentucky	L, 53-75	9-15	10-13	30-40	2-4	12-23
Jan. 23	at Vanderbilt	L, 61-73	14-13	4-11	18-18	4-5	20-30
Jan. 26	Ole Miss (#23)	L, 61-63	11-11	7-13	24-26	2-2	24-10
Jan. 30	at Georgia	L, 49-57	12-11	3-8	16-22	2-2	6-22
Feb. 2	at Missouri (#17)	L, 77-91	14-14	12-10	20-42	8-14	31-29
Feb. 6	Alabama	W, 49-37	21-7	7-9	26-22	6-6	14-7
Feb. 9	at Kentucky	L, 62-72	7-11	8-10	26-28	4-6	39-29
Feb. 13	Arkansas	L, 75-83	6-21	9-9	28-26	2-6	33-13
Feb. 16	Florida (#7)	L, 52-83	7-18	10-7	26-24	4-8	27-26
Feb. 20	Texas A&M	L, 56-65	9-12	10-5	26-30	2-6	20-12
Feb. 23	at Ole Miss	L, 55-88	12-17	5-12	36-26	10-10	19-46
Feb. 26	at Alabama	L, 43-61	6-15	2-5	22-30	0-10	16-20
Mar. 2	Vanderbilt						
Mar. 6	Tennessee						
Mar. 9	at Mississippi State						
Mar. 13	(5) TBA						

(1) Charleston Classic (Charleston, SC • TD Arena); (2) Charleston Classic Finale (Chesnut Hill, MA • Conte Forum); (3) SEC-Big East Challenge (Auburn, AL • Auburn Arena); (4) Chicago, IL (United Center); (5) SEC Tournament (Nashville, TN • Bridgestone Arena)

2012-13 SEASON

• Exhibition Game 1 •

Auburn 108, Victory University 57
October 30, 2012
Auburn Arena
Auburn, Ala.

Rob Chubb had a double-double with 21 points and 13 rebounds to lead six Tigers in double figures as Auburn defeated Victory University 108-57 in its exhibition opener in Auburn Arena. Auburn's freshman quartet of Shaq Johnson (15), Jordan Price (13), Jordon Granger (13) and Brian Greene Jr. (2 pts and 12 assists) combined for 43 points and 19 assists. Five-straight points by Price gave Auburn a 28-11 lead, and the Tigers stretched the run into a 20-4 burst following a layup by Chubb. Frankie Sullivan, who had 11 points, sandwiched a Shaq Johnson dunk with a trey and then a layup to give Auburn a 41-13 lead with 6:29 remaining in the first half. Price hit his second 3-pointer with just under four minutes left in the first half and the Tigers led 51-15. Auburn closed the half on an 18-5 run. Ten of the 11 Tigers that played in the first half scored as Auburn led 61-20. Auburn shot 56.6 percent (43-of-76) from the floor, including hitting 9-of-22 3-pointers (40.9 percent). Noel Johnson and Sullivan both made three 3-pointers. A pair of dunks by Shaq Johnson and a Price layup gave the Tigers a 50-point lead at 94-44 with 6:12 to go. Two free throws by Granger put the Tigers over the century mark at 101-44 with four minutes remaining. Noel Johnson added 11 points. Eleven Tigers scored in the game. Jordan Miles led Victory with 16 points and eight rebounds. The 108 points were the most Auburn has scored since Dec. 20, 1999, and the first time the Tigers scored 100 points since Nov. 29, 2003, 10 seasons ago.

Victory University	FG	3FG	FT	R	F	TP	A	T	B	S	M
Kristaps Bernans, F	2-2	1-1	4-11	2	3	9	0	2	0	2	24
Jordan Miles, C	6-11	1-1	3-3	8	3	16	0	3	0	1	29
Srdjan Stamenkovic, G	0-5	0-1	0-0	2	1	0	6	5	0	1	19
Mario Jones, G	1-3	0-1	0-0	0	0	2	1	2	0	1	8
Nathan Guess, G	2-3	2-3	0-0	0	3	6	0	0	0	0	13
Khaleel Headley	1-9	0-4	2-2	3	4	4	1	3	0	0	25
Michael Morelli	0-1	0-1	0-0	1	0	0	0	1	0	0	6
Travis Gibson	2-7	1-6	2-2	3	0	7	4	4	0	0	28
Jon Sexton	2-8	2-6	0-0	1	2	6	1	2	0	0	26
Jaron Caston	0-0	0-0	0-0	0	0	0	0	0	0	0	2
Tevin Hill	2-6	1-3	2-5	1	1	7	1	2	0	1	19
Team	2										
Totals	18-55	8-27	13-23	23	17	57	1424	0	6	200	

FG%: 1st Half 7-24 .292, 2nd Half 11-31 .355, Game 18-55 .327;
3FG%: 1st Half 1-9 .111, 2nd Half 7-18 .389, Game 8-27 .296;
FT%: 1st Half 5-9 .556, 2nd Half 8-14 .571, Game 13-23 .565;
Deadball Rebounds: 9.

Auburn	FG	3FG	FT	R	F	TP	A	T	B	S	M
Allen Payne, F	3-8	0-1	2-2	5	0	8	0	1	1	2	18
Shareif Adamu, F	1-3	0-2	0-0	3	5	2	1	0	0	0	10
Rob Chubb, C	9-13	0-1	3-3	13	3	21	1	2	0	0	20
Josh Wallace, G	1-2	0-0	2-2	2	2	4	4	4	0	1	13
Frankie Sullivan, G	4-8	3-5	0-0	2	1	11	2	0	0	1	18
Asaunh Dixon-Tatum	3-3	0-0	2-4	6	5	8	0	2	1	0	14
Dylan Spencer	0-1	0-1	0-0	1	1	0	0	1	0	0	4
Shaquille Johnson	7-7	1-1	0-1	2	2	15	3	1	0	1	14
Jordan Price	5-9	2-4	1-2	2	3	13	3	0	0	3	20
Nick Pellar	0-0	0-0	0-1	0	0	0	0	0	0	0	2
C.J. Holmes	0-1	0-0	0-0	1	0	0	0	0	0	0	2
Brian Greene Jr.	1-9	0-2	0-0	3	2	12	3	0	4	2	26
Jordon Granger	5-6	0-0	3-4	4	0	13	1	0	2	3	21
Noel Johnson	4-6	3-5	0-0	5	0	11	0	0	0	1	18
Team	3										
Totals	43-76	9-22	13-19	52	24	108	2615	4	16	200	

FG%: 1st Half 24-42 .571, 2nd Half 19-34 .559, Game 43-76 .566;
3FG%: 1st Half 6-16 .375, 2nd Half 3-6 .500, Game 9-22 .409;
FT%: 1st Half 7-9 .778, 2nd Half 6-10 .600, Game 13-19 .684;
Deadball Rebounds: 3.

SCORE BY PERIODS	1	2	F	
Victory University	20	37	--	57
Auburn	61	47	--	108

OFFICIALS--Antinio Petty, Earnie Pheal, Tony Henderson
TECHNICAL FOULS--None
ATTENDANCE--2,500

• Exhibition Game 2 •

Auburn 66, Georgia Southwestern State 50
November 5, 2012
Auburn Arena
Auburn, Ala.

Noel Johnson recorded a double-double with 10 points and 10 rebounds while Asaunh Dixon-Tatum added 11 points, four rebounds and four blocks as Auburn used a 12-0 second half run to take a commanding lead in a 66-50 win over Georgia Southwestern State in Auburn Arena in the exhibition finale. Frankie Sullivan's steal and dunk capped the 12-0 run that pushed the Tigers firmly in front with 7:42 left in the game. The dunk followed consecutive 3-pointers from the senior guard and Noel Johnson. Josh Wallace had a pair of free throws and Shareif Adamu added a dunk in the run that left the Tigers in front 56-41. Back-to-back 3-pointers by Allen Payne ended a scoring drought of nearly five minutes for the Tigers with 10:13 to go in the first half. Jordon Granger's dunk in transition briefly tied the game at 22 with 5:20 left as Auburn erased an eight-point deficit. Dixon-Tatum converted a hook shot in the paint for Auburn's first lead of the night at 26-24 with 4:12 to go before halftime. The Tigers' largest lead of the first half came at 32-27 with 1:53 left. Jordan Price knocked down his lone 3-pointer of the night with 1:03 remaining to give the Tigers an 18-point lead, 66-48, their largest of the game. All 11 Tigers who played scored in the game, and Wallace scored eight points and added five assists and four steals. Michael Tankersley and Matt Shaw both scored 10 points to lead Georgia Southwestern.

Ga. Southwestern	FG	3FG	FT	R	F	TP	A	T	B	S	M
Michael Tankersley, F	3-4	0-0	4-8	3	2	10	0	3	0	1	21
Milos Kleut, F	2-4	0-0	0-1	2	3	4	0	2	0	0	19
Matt Shaw, F	5-8	0-1	0-1	5	4	10	1	1	0	0	31
Derrick Dawkins, G	4-10	1-3	0-3	4	1	9	5	3	0	1	32
Alan Arnett, G	0-2	0-1	1-2	4	2	1	2	2	0	1	31
Daryl Davis	1-5	0-0	6-8	2	4	8	0	1	1	1	16
Colby Czerepinski	0-0	0-0	0-0	0	0	0	0	0	0	0	0+
Tyler Gunnett	0-1	0-1	1-2	1	0	1	1	2	0	1	9
Jamon Hawkins	2-6	1-4	0-0	0	0	5	1	2	0	1	21
Austin Kelly	1-4	0-1	0-0	4	4	2	1	2	1	0	20
Adrian Knight	0-0	0-0	0-0	0	0	0	0	0	0	0	0+
Team	6										
Totals	18-44	2-11	12-25	31	20	50	1118	2	6	200	

FG%: 1st Half 11-27 .407, 2nd Half 7-17 .412, Game 18-44 .409;
3FG%: 1st Half 1-5 .200, 2nd Half 1-6 .167, Game 2-11 .182;
FT%: 1st Half 6-12 .500, 2nd Half 6-13 .462, Game 12-25 .480;
Deadball Rebounds: 8.

Auburn	FG	3FG	FT	R	F	TP	A	T	B	S	M
Allen Payne, F	2-4	2-2	1-2	3	4	7	0	1	2	0	14
Rob Chubb, C	1-4	0-0	0-0	0	4	2	0	0	1	0	12
Josh Wallace, G	2-4	1-1	3-4	1	2	8	5	0	0	4	26
Frankie Sullivan, G	3-7	1-3	2-3	4	3	9	2	1	0	1	23
Noel Johnson, G	4-7	2-4	0-0	10	0	10	1	3	0	1	27
Asaunh Dixon-Tatum	4-8	0-0	3-5	4	4	11	1	0	4	0	27
Dylan Spencer	0-0	0-0	0-0	0	0	0	0	0	0	0	0+
Shaquille Johnson	2-5	0-1	0-0	4	2	4	1	0	0	1	18
Jordan Price	2-7	1-4	2-2	1	2	7	2	4	0	2	18
Shareif Adamu	1-5	0-1	0-1	5	3	2	0	0	0	0	12
C.J. Holmes	0-0	0-0	0-0	0	0	0	0	0	0	0	0+
Brian Greene Jr.	1-2	0-0	0-0	0	2	2	1	0	0	1	13
Jordon Granger	2-3	0-0	0-0	1	0	4	0	1	0	0	10
Team	4										
Totals	24-56	7-16	11-17	37	26	66	1312	7	8	200	

FG%: 1st Half 10-28 .357, 2nd Half 14-28 .500, Game 24-56 .429;
3FG%: 1st Half 4-8 .500, 2nd Half 3-8 .375, Game 7-16 .438;
FT%: 1st Half 8-10 .800, 2nd Half 3-7 .429, Game 11-17 .647;
Deadball Rebounds: 1.

SCORE BY PERIODS	1	2	F	
Georgia Southwestern State	29	21	--	50
Auburn	32	34	--	66

OFFICIALS--Jamie Luckie, Ed Corbett, Tracy Woodson
TECHNICAL FOULS--None
ATTENDANCE--2,500

• Game 1 •

Auburn 61, IPFW 50
November 9, 2012
Auburn Arena
Auburn, Ala.

Frankie Sullivan scored 26 points and Rob Chubb had a double-double with 10 points and a career-high 15 rebounds as Auburn used a big second-half run to defeat IPFW 61-50 in Auburn Arena in the season opener for both teams. Sullivan's putback dunk capped an 18-4 run over 9:22 and gave Auburn a 55-46 lead with 1:24 left. The run saw the Tigers erase a five-point deficit as Sullivan scored nine points during the run. Payne added 12 points, seven rebounds, three assists and three steals. Sullivan drilled a 3-pointer and scored a fast-break layup to tie the game at 28 with Auburn trailing since it was 4-3. IPFW led 27-23 at the half. Sullivan connected on his second 3-pointer with less than 10 minutes to go to tie the game at 42 to get Auburn's 18-4 run going, and then Chubb scored a baby hook in the lane to give the Tigers the lead for good with 7:04 to play. The lead was the first for the Tigers since leading 4-3. IPFW went almost nine minutes without a field goal until a 3-pointer by Joe Edwards with 4:37 left. Josh Wallace converted a three-point play after coming up with a steal for a 53-46 lead with 2:41 remaining in the game. Frank Gaines, who was ranked ninth in the NCAA in scoring last year, led IPFW with a career-high 32 points and was the team's only double-figure scorer. Auburn trailed by as many as nine in the first half, and the Tigers had 11 first half turnovers that IPFW converted into 11 points.

IPFW	FG	3FG	FT	R	F	TP	A	T	B	S	M
Luis Jacobo, F	0-6	0-4	1-2	3	2	1	0	3	0	0	29
Mario Hines, F	0-3	0-0	1-2	4	1	0	0	0	0	1	18
Pierre Bland, G	2-7	0-0	0-0	5	1	4	3	6	0	3	24
Frank Gaines, G	10-18	3-8	9-11	3	3	32	1	4	0	2	36
Kevin Harden, G	0-7	0-3	1-2	6	0	1	1	3	0	0	27
Isaiah McCray	0-2	0-1	3-4	1	4	3	1	0	0	1	18
Joe Reed	0-3	0-1	1-2	10	2	1	3	0	2	2	32
Joe Edwards	3-6	1-3	0-0	2	2	7	1	1	0	1	16
Team	3										
Totals	15-52	4-20	16-23	35	18	50	1017	2	10	200	

FG%: 1st Half 9-26 .346, 2nd Half 6-26 .231, Game 15-52 .288;
3FG%: 1st Half 2-9 .222, 2nd Half 2-11 .182, Game 4-20 .200;
FT%: 1st Half 7-12 .583, 2nd Half 9-11 .818, Game 16-23 .696;
Deadball Rebounds: 4.

Auburn	FG	3FG	FT	R	F	TP	A	T	B	S	M
Allen Payne, F	4-7	0-0	4-6	7	2	12	3	2	0	3	37
Noel Johnson, F	0-6	0-2	2-2	6	3	2	0	1	0	2	24
Rob Chubb, C	4-11	0-0	2-4	15	2	10	2	2	1	0	32
Josh Wallace, G	2-3	0-0	3-4	3	4	7	2	3	0	2	28
Frankie Sullivan, G	11-20	2-7	2-3	4	1	26	0	0	0	2	35
Asaunh Dixon-Tatum	0-3	0-0	0-0	2	1	0	0	1	0	8	
Shaquille Johnson	0-0	0-0	0-0	0	1	0	0	0	0	0	2
Jordan Price	1-2	1-2	0-0	0	1	3	0	2	0	0	13
Shareif Adamu	0-2	0-0	1-2	1	1	1	0	1	0	0	7
Brian Greene Jr.	0-0	0-0	0-0	1	0	0	3	3	0	0	10
Jordon Granger	0-0	0-0	0-0	0	1	0	0	1	0	0	4
Team	3										
Totals	22-54	3-11	14-21	42	17	61	1016	3	10	200	

FG%: 1st Half 10-29 .345, 2nd Half 12-25 .480, Game 22-54 .407;
3FG%: 1st Half 0-1 .000, 2nd Half 3-10 .300, Game 3-11 .273;
FT%: 1st Half 3-4 .750, 2nd Half 11-17 .647, Game 14-21 .667;
Deadball Rebounds: 2.

SCORE BY PERIODS	1	2	F	
IPFW (0-1)	27	23	--	50
Auburn (1-0)	23	38	--	61

OFFICIALS--Anthony Jordan, Lee Cassell, Patrick Evans
TECHNICAL FOULS--None
ATTENDANCE--6,391

• Game 2 •

Murray State 79, Auburn 59
November 15, 2012
Charleston Classic First Round
TD Arena • Charleston, S.C.

All-American Isaiah Canaan scored 26 points, including 20 in the first half, to go along with 6 assists and 3-of-5 three-point shooting to lead Murray State to a 79-59 victory over Auburn in the Charleston Classic first round in TD Arena. Murray State, which finished last season with a 31-2 record, jumped out to a 7-0 lead and led 11-2 at the first media time out just over four minutes in. The Racers went up 27-10 on their fifth made three in nine attempts, this one by Stacy Wilson for is third of the game, with 8:42 left in the first. The Racers increased it to 36-11 behind 16 points from Canaan with 4:27 left in the half and led by as much as 45-15 with a minute to go before Auburn ended the half down 45-19. Canaan scored his 20 first-half points by going 6-of-9 from the field, 3-of-5 from 3-point range and made all five free throws. Auburn had 15 first half turnovers that led to 20 points for Murray State. Frankie Sullivan went flying into the scorer's table for a loose ball and went to the locker room with 15:13 to play in the game and did not return. Murray State led by as much as 72-34 with 8:51 left before Auburn outscored the Racers 25-7 the rest of the way. Asaunh Dixon-Tatum led Auburn with 12 points and 8 rebounds while Rob Chubb had 12 points and 7 boards. The Tigers were held to 33.3 percent shooting from the field, including 26.7 percent (8-of-30) in the first half. Auburn missed its first eight 3-point attempts before Jordan Price made two in a row to finish with 9 points. Auburn outrebounded Murray State 43-28. Stacy Wilson chipped in 18 points on 4-of-5 three-point shooting for Murray State, which shot 52.9 percent from the floor and 11-of-23 (.478) from 3-point range.

Murray State	FG	3FG	FT	R	F	TP	A	T	B	S	M
Stacy Wilson, F	6-10	4-5	2-2	1	2	18	1	3	0	1	21
Ed Daniel, F	2-3	0-0	4-6	5	3	8	0	1	3	4	21
Brandon Garrett, F	2-2	0-0	0-0	5	3	4	1	2	0	1	18
Isaiah Canaan, G	9-12	3-5	5-5	4	1	26	6	3	0	0	26
Dexter Fields, G	2-6	2-6	0-0	1	1	6	0	2	1	2	24
CJ Ford	1-3	0-2	0-0	1	3	2	0	2	1	0	12
Tyler Rambo	0-0	0-0	3-3	0	0	3	0	0	0	0	7
Erik McCree	0-4	0-1	0-0	1	4	0	0	1	0	1	15
Jeffery Moss	3-7	2-4	0-0	2	4	8	1	2	0	0	28
Jordan Burge	0-0	0-0	0-0	0	0	0	0	0	0	0	1
Terron Gilmore	1-1	0-0	0-0	2	1	2	0	1	2	0	16
Zay Henderson	1-3	0-0	0-0	4	2	2	0	0	0	0	11
Team	2										
Totals	27-51	11-23	14-16	28	24	79	9	17	7	9	200

FG%: 1st Half 15-26 .577, 2nd Half 12-25 .480, Game 27-51 .529;
3FG%: 1st Half 8-13 .615, 2nd Half 3-10 .300, Game 11-23 .478;
FT%: 1st Half 7-9 .778, 2nd Half 7-7 1.000, Game 14-16 .875;
Deadball Rebounds: 0.

Auburn	FG	3FG	FT	R	F	TP	A	T	B	S	M
Allen Payne, F	0-5	0-1	6-8	4	2	6	1	3	0	1	17
Shareif Adamu, F	1-3	0-0	0-0	2	2	2	1	3	0	0	13
Rob Chubb, C	6-9	0-0	0-0	7	4	12	0	1	0	0	15
Josh Wallace, G	1-3	0-0	0-0	1	1	2	0	4	0	2	22
Frankie Sullivan, G	2-13	0-3	3-7	5	1	7	0	3	1	0	24
Asaunh Dixon-Tatum	6-8	0-0	0-0	8	2	12	1	1	1	28	
Shaquille Johnson	0-1	0-0	7-10	9	2	7	3	2	0	1	26
Jordan Price	3-10	2-4	1-1	1	1	9	1	2	0	2	19
Brian Greene Jr.	1-3	0-1	0-4	0	1	2	0	0	0	0	11
Jordan Granger	0-1	0-0	0-0	2	1	0	0	0	0	0	9
Noel Johnson	0-4	0-1	0-0	0	0	0	1	0	1	0	16
Team	4										
Totals	20-60	2-10	17-30	43	17	59	10	20	3	7	200

FG%: 1st Half 8-30 .267, 2nd Half 12-30 .400, Game 20-60 .333;
3FG%: 1st Half 0-5 .000, 2nd Half 2-5 .400, Game 2-10 .200;
FT%: 1st Half 3-7 .429, 2nd Half 14-23 .609, Game 17-30 .567;
Deadball Rebounds: 8.

SCORE BY PERIODS	1	2	F	
Murray State (2-0)	45	34	--	79
Auburn (1-1)	19	40	--	59

OFFICIALS--John Higgins, Kelly Self, Rick Randall
TECHNICAL FOULS--Auburn Bench (9:43, 2nd)
ATTENDANCE--4,716

• Game 3 •

Auburn 55, College of Charleston 51
November 16, 2012
Charleston Classic Second Round
TD Arena • Charleston, S.C.

Frankie Sullivan totaled a game-high 24 points, including 20 in the second half, to go along with five rebounds, two assists and two steals with 20 stitches in his shooting arm leading Auburn to a 55-51 victory over the College of Charleston in the Charleston Classic second round in TD Arena. Sullivan, who left the previous night's game with 15 minutes to play after crashing into the scorer's table, scored Auburn's first 14 points of the second half, including a pair of 3-pointers, to give the Tigers a 36-31 lead with 11:36 remaining. Jordan Price followed with four straight to give Auburn a 40-32 lead with 11 minutes to go. A 7-0 Charleston run closed the Cougars to within 40-39 less than a minute later, but the Tigers stretched it out to a 50-44 lead after back-to-back great moves for buckets down low by Shareif Adamu with 3:39 remaining. Adamu then made two huge free throws with 36 seconds left for a 52-47 lead to score six straight for the Tigers. An Adjeh Baru tip-in for the Cougars made it 52-49 Auburn with 18 seconds left before Sullivan drained a pair of foul shots for a 54-49 lead a half second later. After another Baru layup, Noel Johnson split two foul shots for a 55-51 lead with 7.6 seconds left to ice it. Three-straight Noel Johnson 3-pointers gave Auburn a 13-10 lead with 9:54 left in the first. Johnson entered the game missing all 10 of his field goal attempts this season. The Tigers used a 16-6 run to take a 20-15 lead with 4:18 to play before the Cougars closed the half with an 8-2 run to regain the lead 23-22 at the half. Auburn shot 35.8 percent from the field, but 50 percent in the second half as the Tigers held College of Charleston to 38.3 percent shooting. Charleston outrebounded Auburn 42-26 but Auburn forced 19 turnovers. Noel Johnson had 12 points, with 11 of them coming in the first half on 3-of-4 shooting from 3-point range. Adamu added 11 points. Charleston was led by Anthony Stitt's 11 points.

Auburn	FG	3FG	FT	R	F	TP	A	T	B	S	M
Allen Payne, F	0-7	0-1	0-0	4	3	0	1	0	2	28	
Rob Chubb, C	2-6	0-0	0-0	5	2	4	1	0	1	1	29
Shaq Johnson, G	0-2	0-1	0-0	0	0	0	1	0	0	2	12
Jordan Price, G	1-5	0-2	2-2	1	2	4	1	1	0	1	19
Frankie Sullivan, G	9-18	2-5	4-4	5	1	24	2	3	0	2	36
Asaunh Dixon-Tatum	0-1	0-0	0-0	0	3	0	0	1	1	0	7
Josh Wallace	0-2	0-1	0-0	1	0	2	0	0	2	2	23
Brian Greene Jr.	0-0	0-0	0-0	0	0	0	0	0	0	0	1
Noel Johnson	4-7	3-4	1-2	2	1	12	0	1	0	1	18
Team	5										
Totals	19-53	6-17	11-14	26	16	55	7	9	4	12	200

FG%: 1st Half 8-31 .258, 2nd Half 11-22 .500, Game 19-53 .358;
3FG%: 1st Half 4-13 .308, 2nd Half 2-4 .500, Game 6-17 .353;
FT%: 1st Half 2-4 .500, 2nd Half 9-10 .900, Game 11-14 .786;
Deadball Rebounds: 1.

Coll. Charleston	FG	3FG	FT	R	F	TP	A	T	B	S	M
Adjehi Baru, F	2-3	0-0	1-2	11	1	5	0	2	2	0	29
Anthony Thomas, F	2-10	1-2	1-2	7	3	6	1	4	1	1	29
Trent Wiedeman, F	4-11	0-0	0-2	3	2	8	1	0	1	0	31
Nori Johnson, G	2-5	1-4	2-3	4	3	7	2	2	0	0	33
Anthony Stitt, G	3-9	2-6	3-4	5	1	11	0	6	1	0	35
Matt Sundberg	3-5	1-2	1-1	3	3	8	0	0	0	1	10
Theo Johnson	2-4	0-1	2-4	5	3	6	0	3	2	26	
Trevonte Dixon	0-0	0-0	0-0	0	0	0	0	0	0	0	1
Willis Hall	0-0	0-0	0-0	0	2	0	1	0	0	0	6
Team	4										
Totals	18-47	5-15	10-18	42	18	51	5	19	7	5	200

FG%: 1st Half 9-21 .429, 2nd Half 9-26 .346, Game 18-47 .383;
3FG%: 1st Half 2-6 .333, 2nd Half 3-9 .333, Game 5-15 .333;
FT%: 1st Half 3-6 .500, 2nd Half 7-12 .583, Game 10-18 .556;
Deadball Rebounds: 5.

SCORE BY PERIODS	1	2	F	
Auburn (2-1)	22	33	--	55
College of Charleston (1-2)	23	28	--	51

OFFICIALS--Mike Stuart, Ted Hillary, John Gaffrey
TECHNICAL FOULS--None
ATTENDANCE--4,780

• Game 4 •

Dayton 73, Auburn 63
November 18, 2012
Charleston Classic Third Round
TD Arena • Charleston, S.C.

Kevin Dillard scored 20 points to lead Dayton to a 73-63 victory over Auburn in the Charleston Classic third round in TD Arena. Frankie Sullivan had a game-high 23 points and five assists while Rob Chubb scored 11 points and Noel Johnson 10 to lead the Tigers. Dayton ended the half on a 13-2 run to break open a tight game to lead 35-25 at halftime. Frankie Sullivan nailed a 3-pointer to give Auburn a 23-22 lead with 6:02 left, but the Tigers only scored on a Shaquille Johnson layup the rest of the half. Auburn scored the first four points of the second half to close to within six, but Dayton used an 11-1 run to extend its lead to 49-33 with 14:53 left. The Tigers closed it to 10 several times but couldn't get any closer. The game got off to a quick start with both teams shooting over 63 percent from the field as Auburn held a 12-11 lead just over four minutes in. Dayton outshot Auburn from the foul line, 27-of-36 to 13-of-17 and outrebounded the Tigers 33-27. Auburn shot 41.8 percent from the field to Dayton's 46.7 percent while both teams struggled from 3 as Auburn was 4-of-16 and Dayton 4-of-13.

Dayton	FG	3FG	FT	R	F	TP	A	T	B	S	M
Devin Oliver, F	3-4	1-1	5-8	6	4	12	0	3	0	1	22
Dyshawn Pierre, F	3-6	0-3	1-2	6	0	7	0	3	1	0	18
Josh Benson, C	1-4	0-0	2-4	1	4	4	0	2	0	1	20
Kevin Dillard, G	3-6	2-3	12-14	1	0	20	3	2	0	2	32
Vee Sanford, G	1-5	0-1	3-4	5	4	5	2	2	0	2	27
Khari Price	0-1	0-1	2-2	1	2	3	1	0	0	2	1
Jalen Robinson	6-10	0-0	0-0	7	0	12	0	3	1	0	25
Matt Derenbecker	1-4	1-4	0-0	3	2	3	1	1	0	1	23
Alex Gavrilovic	1-2	0-0	0-0	2	2	0	0	1	0	1	5
Devon Scott	2-3	0-0	2-2	1	2	6	1	0	0	0	7
Team	2										
Totals	21-45	4-13	27-36	33	19	73	10	17	3	7	200

FG%: 1st Half 10-28 .357, 2nd Half 11-17 .647, Game 21-45 .467;
3FG%: 1st Half 2-8 .250, 2nd Half 2-5 .400, Game 4-13 .308;
FT%: 1st Half 13-16 .813, 2nd Half 14-20 .700, Game 27-36 .750;
Deadball Rebounds: 5.

Auburn	FG	3FG	FT	R	F	TP	A	T	B	S	M
Allen Payne, F	4-8	1-2	0-0	4	3	9	1	2	0	0	33
Rob Chubb, C	5-10	0-0	1-2	5	3	11	1	1	1	0	28
Shaq Johnson, G	2-4	0-2	1-2	2	1	5	0	0	1	1	14
Jordan Price, G	0-4	0-2	0-0	3	1	0	0	0	0	0	10
Frankie Sullivan, G	6-15	1-6	10-11	0	4	23	5	2	0	0	35
Asaunh Dixon-Tatum	1-1	0-0	0-0	2	2	2	0	2	1	1	8
Josh Wallace	1-2	0-0	1-2	1	5	3	1	3	0	1	16
Shareif Adamu	0-1	0-1	0-0	5	2	0	1	2	3	1	15
Brian Greene Jr.	0-3	0-0	0-0	2	2	0	1	1	0	2	15
Noel Johnson	4-7	2-3	0-0	2	1	10	2	1	1	1	26
Team	3										
Totals	23-55	4-16	13-17	27	24	63	12	14	7	7	200

FG%: 1st Half 11-26 .423, 2nd Half 12-29 .414, Game 23-55 .418;
3FG%: 1st Half 2-8 .250, 2nd Half 2-8 .250, Game 4-16 .250;
FT%: 1st Half 1-2 .500, 2nd Half 12-15 .800, Game 13-17 .765;
Deadball Rebounds: 4.

SCORE BY PERIODS	1	2	F	
Dayton (3-1)	35	38	--	73
Auburn (2-2)	25	38	--	63

OFFICIALS--John Cahill, Kelly Self, Jeb Hartness
TECHNICAL FOULS--None
ATTENDANCE--4,262

• Game 5 •

Boston College 50, Auburn 49
November 21, 2012
Charleston Classic Finale
Conte Forum • Chesnut Hill, Mass.

Frankie Sullivan's long 3-pointer front-rimmed as Boston College held on for a 50-49 victory after a furious Auburn rally in the Conte Forum in the non-bracketed Charleston Classic Finale. Sullivan, who had a team-high 23 points and eight rebounds, brought the Tigers back from a seven-point deficit with just over three minutes to play. He had a huge four-point play on a 3-pointer from downtown Boston to tie the game at 49 with 46.1 seconds to go. Olivier Hanlan, who scored a career-high 19 points on 3-of-5 threes to lead Boston College, split a pair of free throws with 19.1 seconds left to give the Eagles the game-deciding point. After Sullivan scored the first bucket of the second half, Boston College went on an 10-0 run to take a 35-28 lead four minutes after the half. Two-straight 3s by the Eagles gave them a 41-33 lead with 9:22 left. Sullivan scored the Tigers' first 11 points of the second half to bring them to within 41-37 with 6:54 to play before Allen Payne's conventional 3-point play brought the Tigers to within 43-40 with 6:31 left. BC went ahead 47-40 on Hanlan's bucket with 3:56 left, but a Noel Johnson 3 from the corner closed the Tigers to within four with 3:07 left followed by a pair of Rob Chubb free throws to bring Auburn to within 47-45 with 1:52 remaining. Joe Rahon's reverse layup in traffic with a minute left put the Eagles back up by four. Sullivan's four-point play then tied it. Auburn made six of its first nine shots to open the game while Boston College scored its first nine points all on 3-pointers and neither team led by more than four points in a closely contested first half. The Eagles took the first half's largest lead at 25-21 with 2:48 to go, but Auburn closed on a 5-0 run to take a 26-25 lead after Sullivan drained a 3-pointer just before the shot clock expired with 1.2 seconds left. It marked the Tigers' first halftime lead of the season and the play came after a called time out by Barbee with 35.7 seconds on the clock.

Auburn	FG	3FG	FT	R	F	TP	A	T	B	S	M
Shareif Adamu, F	1-2	0-0	0-0	1	3	2	1	2	0	1	8
Rob Chubb, C	5-10	0-0	2-4	5	4	12	0	2	3	0	31
Shaq Johnson, G	1-1	0-0	0-0	1	1	2	0	0	0	0	17
Frankie Sullivan, G	8-14	3-7	4-4	8	2	23	1	5	0	1	38
Brian Greene Jr.	0-2	0-0	0-0	1	0	0	2	0	0	0	15
Asaahn Dixon-Tatum	0-2	0-0	0-0	1	2	0	0	0	0	0	8
Allen Payne	3-7	0-1	1-3	6	3	7	1	1	1	2	29
Jordan Price	0-2	0-0	0-0	0	0	0	0	1	0	0	8
Josh Wallace	0-2	0-0	0-0	0	0	0	1	2	0	1	22
Noel Johnson	1-3	1-3	0-2	2	2	3	1	0	0	0	24
Team	3										
Totals	19-45	4-13	7-13	28	17	49	7	13	4	6	200

FG%: 1st Half 12-26 .462, 2nd Half 7-19 .368, Game 19-45 .422;
3FG%: 1st Half 2-7 .286, 2nd Half 2-6 .333, Game 4-13 .308;
FT%: 1st Half 0-2 .000, 2nd Half 7-11 .636, Game 7-13 .538;
Deadball Rebounds: 5.

Boston College	FG	3FG	FT	R	F	TP	A	T	B	S	M
Ryan Anderson, F	0-5	0-0	3-6	7	5	3	0	3	1	1	19
Dennis Clifford, C	2-5	0-0	1-2	5	3	5	1	1	2	1	31
Lonnice Jackson, G	0-6	0-5	0-0	4	2	0	3	2	0	0	28
Olivier Hanlan, G	7-11	3-5	2-4	6	0	19	0	3	0	2	35
Joe Rahon, G	5-11	3-6	2-2	2	2	15	2	1	0	1	36
Eddi Odio	0-1	0-0	0-0	2	2	0	0	0	0	0	12
Andrew Van Nest	1-2	1-1	0-0	4	2	3	1	1	0	0	8
Patrick Heckmann	2-6	1-5	0-1	1	1	5	3	1	0	1	21
Team	4										
Totals	17-47	8-22	8-15	35	17	50	10	12	3	7	200

FG%: 1st Half 9-28 .321, 2nd Half 8-19 .500, Game 17-47 .362;
3FG%: 1st Half 5-12 .417, 2nd Half 3-10 .300, Game 8-22 .364;
FT%: 1st Half 2-6 .333, 2nd Half 6-9 .667, Game 8-15 .533;
Deadball Rebounds: 3.

SCORE BY PERIODS	1	2	F	
Auburn (2-3)	26	23	--	49
Boston College (2-3)	25	25	--	50

OFFICIALS--Karl Hess, Les Jones, Ron Groover
TECHNICAL FOULS--None
ATTENDANCE--3,102

• Game 6 •

Rhode Island 78, Auburn 72 (2ot)
November 25, 2012
Auburn Arena
Auburn, Ala.

Xavier Munford sent the game into double overtime with a 3-pointer at the buzzer and scored a career-high 33 points on eight treys to lead Rhode Island to a 78-72 win over Auburn for the Rams first win of the season in Auburn Arena. Freshman Jordan Price scored a career-high 19 points on 5-of-8 treys to lead Auburn. The Tigers had a 65-61 lead with 24 seconds to play in the first overtime, but Munford's jumper brought the Rams to within 2 and Noel Johnson had a chance to ice the game with two foul shots with 11 seconds left, but he split the pair. Auburn failed to foul and Munford sank a contested 3-pointer at the buzzer to silence the building. Nikola Malesevic, who had 19 points, 6 rebounds and 3 steals, for Rhode Island, opened the second overtime with a layup, but Frankie Sullivan's 3-pointer seconds later regained the lead for Auburn at 69-68 with 4:21 to play. Back-to-back 3-pointers by Malesevic and Munford then sealed it for Rhode Island as the Rams took a 74-69 lead with 59 seconds left. Allen Payne's 3 brought the Tigers to within 74-72 with 41 seconds to play, but Munford and Malesevic iced it at the foul line by making all four free throws. Auburn jumped out to a 22-11 lead just over eight minutes into the game by making seven of its first 10 shots, and the Tigers led 37-32 at the half. The Tigers were in control the whole way until the Rams tied it for the first time at 53 with 7:20 remaining in regulation. Rhode Island took its first lead of the game on a Malesevic layup with 4:31 to go. Johnson added 13 points on 4-of-6 three-pointers for the Tigers. Former Auburn guard, Andre Malone, added 13 points, eight rebounds and three assists on 3-of-5 three-pointers for Rhode Island. Auburn, which shot 63.6 percent in the first half, finished 45.2 percent from the floor for the game while Rhode Island shot 40.0 percent. The Tigers went 11-of-27 (.407) from 3-point range while the Rams were 13-of-26. Rhode Island outscored Auburn 30-13 in points off turnovers as the Tigers committed 19 turnovers to the Rams' 15.

Rhode Island	FG	3FG	FT	R	F	TP	A	T	B	S	M
Jordan Hare, F	1-2	0-0	3-6	9	0	5	1	2	3	1	32
Ryan Brooks, G	0-2	0-0	0-0	2	1	0	1	2	0	0	12
Mike Powell, G	2-9	0-1	1-2	3	2	5	6	6	0	2	47
Xavier Munford, G	11-24	8-15	3-5	5	2	33	1	2	0	2	44
Andre Malone, G	4-9	3-5	2-2	8	4	13	3	0	1	1	42
Alwayne Bigby	0-0	0-0	0-0	1	0	0	1	0	1	0	13
T.J. Buchanan	0-0	0-0	0-0	0	1	0	1	0	0	0	13
Nikola Malesevic	7-15	2-5	3-4	6	1	19	1	2	0	3	44
Mike Aaman	1-4	0-0	1-2	3	1	3	0	0	0	1	13
Team	3										
Totals	26-65	13-26	13-21	39	13	78	14	15	3	11	250

FG%: 1st Half 11-26 .423, 2nd Half 9-29 .310, OT 6-10 .600,
Game 26-65 .400; 3FG%: 1st Half 5-10 .500, 2nd Half 4-10 .400,
OT 4-6 .667, Game 13-26 .500; FT%: 1st Half 5-8 .625, 2nd Half
4-6 .667, OT 4-7 .571, Game 13-21 .619; Deadball Rebounds: 6.

Auburn	FG	3FG	FT	R	F	TP	A	T	B	S	M
Allen Payne, F	4-11	1-4	0-0	5	4	9	0	3	1	2	36
Noel Johnson, F	4-6	4-6	1-2	3	3	13	1	2	0	0	39
Rob Chubb, C	3-8	0-0	0-0	9	4	6	1	3	0	0	28
Frankie Sullivan, G	3-14	1-9	0-0	3	7	6	6	1	1	1	45
Brian Greene Jr., G	3-3	0-0	2-2	0	0	8	2	1	0	2	13
Asaahn Dixon-Tatum	2-3	0-0	0-0	3	1	4	0	1	0	0	17
Shaquille Johnson	1-2	0-0	2-2	2	0	4	2	2	0	1	12
Jordan Price	7-11	5-8	0-1	1	1	19	2	1	0	0	21
Josh Wallace	1-3	0-0	0-0	7	2	7	0	1	2	3	35
Shareif Adamu	0-1	0-0	0-0	0	0	0	0	0	0	0	4
Team	4										
Totals	28-62	11-27	5-7	37	18	72	21	19	3	8	250

FG%: 1st Half 14-22 .636, 2nd Half 9-25 .360, OT 5-15 .333,
Game 28-62 .452; 3FG%: 1st Half 5-10 .500, 2nd Half 3-8 .375,
OT 3-9 .333, Game 11-27 .407; FT%: 1st Half 4-5 .800, 2nd Half
0-0 .000, OT 1-2 .500, Game 5-7 .714; Deadball Rebounds: 1.

SCORE BY PERIODS	1	2	OT	OT2	F	
Rhode Island (1-5)	32	26	8	12	--	78
Auburn (2-4)	37	21	8	6	--	72

OFFICIALS--Ted Valentine, Roger Ayers, Tim Gattis
TECHNICAL FOULS--None
ATTENDANCE--4,557

• Game 7 •

DePaul 80, Auburn 76
November 30, 2012
Auburn Arena
Auburn, Ala.

Frankie Sullivan scored 20 of his career-high 28 points in the first half while Rob Chubb added a season-high 17 points and 13 rebounds as Auburn fell 80-76 to DePaul in the SEC-Big East Challenge in Auburn Arena. Auburn battled back from a 6 point second half deficit, and Noel Johnson's second 3-pointer tied the game at 72 with 3:30 left. Sullivan's layup with a minute to go closed the Tigers to within 78-76. Auburn made a defensive stop on the next possession, setting the stage for a shot at a game winner. The Tigers couldn't get a good look and Noel Johnson lost the ball at the top of the key while the Blue Demons' Cleveland Melvin fouled and converted two free throws for an 80-76 lead with 13.1 seconds remaining to seal the win. Melvin led DePaul with 21 points and 10 rebounds while Brandon Young added 19 points. Sullivan's third 3-pointer in as many tries gave Auburn a 22-18 lead with 12:37 remaining. He had previously left the game with a sprained left wrist following a hard foul, but returned with it taped and promptly connected on a pair of treys. A back-and-forth game continued with five ties and six lead changes in the first half, but the Tigers held a 46-42 lead at the break. DePaul opened the second half with a 7-0 run and then had a 9-0 run to take their largest lead at 58-52 with 13:26 on the clock. A 3-point play by Donnavan Kirk widened DePaul's advantage to 67-62 with nine minutes to go, but a pair of Noel Johnson treys tied it at 72 with 3:35 to go. There were a total of seven ties and nine lead changes on the night and the largest lead by either team was seven points by Auburn over a minute to go in the half.

DePaul	FG	3FG	FT	R	F	TP	A	T	B	S	M
Cleveland Melvin, F	6-10	0-0	9-13	10	2	21	2	5	1	2	34
Donnavan Kirk, F	2-3	1-2	2-3	3	4	7	1	1	1	0	25
Brandon Young, G	5-13	4-6	5-7	3	2	19	5	1	0	2	35
Durrell McDonald, G	2-5	1-2	0-2	2	3	5	1	4	1	1	23
Charles McKinney, G	3-8	0-0	0-2	5	3	6	3	0	1	3	25
Worrel Clahar	4-7	2-4	1-2	3	2	11	3	2	0	0	22
Derrell Robertson	2-4	0-0	0-0	3	4	4	0	0	0	0	15
Moses Morgan	2-4	1-3	2-5	1	1	7	3	0	0	2	21
Montray Clemons	0-0	0-0	0-0	0	0	0	0	0	0	0	0+
Team	2										
Totals	26-54	9-17	19-34	32	21	80	18	13	4	10	200

FG%: 1st Half 14-30 .467, 2nd Half 12-24 .500, Game 26-54
.481; 3FG%: 1st Half 6-10 .600, 2nd Half 3-7 .429, Game 9-17
.529; FT%: 1st Half 8-16 .500, 2nd Half 11-18 .611, Game 19-34
.559; Deadball Rebounds: 7.

Auburn	FG	3FG	FT	R	F	TP	A	T	B	S	M
Allen Payne, F	4-6	0-0	0-0	3	2	8	0	4	0	4	22
Noel Johnson, F	4-11	2-5	0-0	4	3	10	2	0	0	0	32
Rob Chubb, C	8-12	0-0	1-4	13	4	17	1	2	0	1	25
Jordan Price, G	1-7	0-3	0-1	1	2	2	3	1	0	0	23
Frankie Sullivan, G	9-17	4-7	6-6	4	3	28	5	4	0	2	38
Asaahn Dixon-Tatum	1-2	0-0	7-8	5	0	9	0	0	3	0	15
Shaquille Johnson	0-1	0-0	0-2	3	1	0	3	0	1	0	12
Josh Wallace	0-3	0-0	0-0	2	4	0	2	1	0	1	14
Brian Greene Jr.	1-5	0-1	0-0	0	4	2	0	0	0	1	14
Jordan Granger	0-0	0-0	0-0	0	1	0	1	0	0	0	5
Team	8										
Totals	28-64	6-16	14-21	43	24	76	15	14	4	8	200

FG%: 1st Half 16-33 .485, 2nd Half 12-31 .387, Game 28-64
.438; 3FG%: 1st Half 4-10 .400, 2nd Half 2-6 .333, Game 6-16
.375; FT%: 1st Half 10-14 .714, 2nd Half 4-7 .571, Game 14-21
.667; Deadball Rebounds: 4.

SCORE BY PERIODS	1	2	F	
DePaul (4-3)	42	38	--	80
Auburn (2-5)	46	30	--	76

OFFICIALS--Joe Lindsay, Roger Ayers, Ed Corbett
TECHNICAL FOULS--Brandon Young, DePaul (1:00, 1st)
ATTENDANCE--5,827

• Game 8 •

Auburn 92, Grambling State 42
December 11, 2012
Auburn Arena
Auburn, Ala.

Auburn scored 65 second half points as five players scored in double figures en route to a 92-42 win over Grambling State in Auburn Arena. Noel Johnson and Jordan Price each had 14 points and combined for 8-of-10 three-point shooting, Chris Denson added 13 points while Frankie Sullivan and Rob Chubb scored 10 apiece for the Tigers. Auburn's 65 second half points were the most since scoring 73 vs. Troy State on Dec. 9, 1993, in a 113-86 Tigers win. It was the Tigers' largest margin of victory since No. 4 Auburn defeated Stony Brook 100-45 on Jan. 2, 2000. Leading 27-15 after a sluggish first half following a 10-day layoff for final exams, Auburn scored 25 points in the first five minutes of the second half to take a 52-22 lead on a Shaquille Johnson slam dunk, one of six dunks by the Tigers. The Tigers led 87-42 with just over three minutes left when Barbee emptied the bench as all 14 Tigers played. Freshman walk-on Nick Pellar capped off the game with a 3-pointer with 40 seconds to play as the Auburn bench alone outscored Grambling 43-42. Auburn shot 67.6 percent from the field and 9-of-14 (.643) in the second half alone as the Tigers had assists on 20 of their 25 baskets. Auburn used a 12-3 run to take a 13-6 lead with 10:55 left that was started by an Allen Payne dunk to give the Tigers the lead for good at 5-3 five minutes into the game. Auburn held Grambling's leading scorer, Terry Rose, who came in averaging 16.5 points per game, to only eight points on 3-of-12 shooting.

Grambling State	FG	3FG	FT	R	F	TP	A	T	B	S	M
Peter Roberson, C	1-6	0-0	0-0	10	4	2	1	4	2	1	24
Derron Hobbs, G	3-11	1-5	4-4	0	2	11	2	2	0	2	33
David Copeland, G	1-3	0-0	0-0	4	2	2	3	2	0	0	22
Terry Rose, G	3-12	1-6	1-2	0	1	8	0	2	0	0	24
Roman Higgins, G	2-7	0-2	1-2	2	2	5	0	1	0	0	26
Eric Garcia	2-6	2-5	0-0	1	1	6	0	4	0	1	26
Carl Cobbins	0-0	0-0	0-0	0	0	0	0	0	0	0	1
Brandon Dorsett	0-0	0-0	0-0	1	0	0	2	0	0	0	6
Brauhnye' Turner	0-0	0-0	0-0	0	0	0	0	1	0	0	2
Demetri Wheeler	2-3	0-0	0-0	8	2	4	2	3	0	1	19
Steven Dandridge	2-3	0-0	0-0	1	2	4	0	3	1	0	17
Team	1										
Totals	16-51	4-18	6-8	28	16	42	8	24	3	5	200

FG%: 1st Half 6-22 .273, 2nd Half 10-29 .345, Game 16-51 .314; 3FG%: 1st Half 2-8 .250, 2nd Half 2-10 .200, Game 4-18 .222; FT%: 1st Half 1-2 .500, 2nd Half 5-6 .833, Game 6-8 .750; Deadball Rebounds: 2.

Auburn	FG	3FG	FT	R	F	TP	A	T	B	S	M
Allen Payne, F	4-7	0-3	1-2	7	0	9	2	0	0	1	18
Rob Chubb, C	3-6	0-0	4-4	3	3	10	0	3	1	0	20
Chris Denson, G	5-6	0-1	3-6	0	0	13	1	1	0	0	20
Shaq Johnson, G	3-7	1-4	0-0	4	0	7	0	2	0	1	17
Frankie Sullivan, G	4-8	1-3	1-2	4	3	10	5	2	0	3	23
Asaunh Dixon-Tatum	2-4	0-0	0-0	4	3	4	0	0	3	0	21
Dylan Spencer	0-1	0-1	0-0	1	0	0	0	0	0	0	3
Jordan Price	5-6	4-4	0-0	2	1	14	3	1	0	2	17
Josh Wallace	1-3	0-0	0-0	2	1	2	6	0	1	3	17
Nick Pellar	1-2	1-1	0-0	1	0	3	0	0	0	0	3
C.J. Holmes	0-0	0-0	0-0	0	0	0	0	0	0	0	3
Brian Greene Jr.	0-3	0-1	0-0	1	0	5	2	0	2	14	
Jordan Granger	2-4	0-0	2-2	2	0	6	0	0	0	0	9
Noel Johnson	4-6	4-6	2-2	4	1	14	1	1	2	1	15
Team	4										
Totals	34-63	11-24	13-18	39	12	92	23	12	7	13	200

FG%: 1st Half 9-26 .346, 2nd Half 25-37 .676, Game 34-63 .540; 3FG%: 1st Half 2-10 .200, 2nd Half 9-14 .643, Game 11-24 .458; FT%: 1st Half 7-11 .636, 2nd Half 6-7 .857, Game 13-18 .722; Deadball Rebounds: 2.

SCORE BY PERIODS	1	2	F	
Grambling State (0-7)	15	27	--	42
Auburn (3-5)	27	65	--	92

OFFICIALS--Antinio Petty, Pat Adams, Glenn Tuit
TECHNICAL FOULS--None
ATTENDANCE--4,314

• Game 9 •

Auburn 64, Furman 50
December 15, 2012
Auburn Arena
Auburn, Ala.

Chris Denson scored a season-high 17 points with a career-best six rebounds and Jordan Price added 14 points, making all four 3-point attempts, as Auburn defeated Furman 64-50 in Auburn Arena. After falling behind 7-2 early, Auburn scored nine straight points to take an 11-7 lead. The Tigers widened their lead to its largest of the first half on a tip-in by Sullivan at the halftime buzzer and held a 35-20 advantage at the break. Furman was unable to close Auburn's lead to single digits in the second half, getting as close as 44-33 with 12 minutes left. Price was a perfect 8-of-8 from 3-point range going an identical 5-of-6 from the field for 14 points in back-to-back games vs. Furman and Grambling. Sullivan, the SEC's leading scorer, added 11 points, five rebounds and a career-high seven assists. Asaunh Dixon-Tatum set a new career high with nine rebounds. Colin Reddick led Furman with 14 points while Kendrick Ferrara added 10. Auburn went 8-of-17 from 3-point range while the Tigers held the Paladins to only 30.8 percent shooting from the floor and 5-of-22 from behind the arc.

Furman	FG	3FG	FT	R	F	TP	A	T	B	S	M
Kendrick Ferrara, F	4-8	0-2	2-4	7	0	10	1	2	1	0	36
Colin Reddick, F	5-9	0-0	4-5	5	4	14	3	0	2	1	27
Charlie Reddick, G	1-7	0-4	4-4	4	2	6	1	0	0	0	25
Stephen Croone, G	1-8	0-2	1-2	3	0	3	2	2	0	0	31
Bobby Austin, G	3-7	3-6	0-0	3	3	9	1	2	0	0	35
David Brown	0-2	0-1	0-0	1	0	1	1	0	2	9	
Larry Wideman	2-10	2-7	2-2	2	1	8	0	1	0	0	26
Kevin Chuisseu	0-1	0-0	0-0	2	3	0	0	1	1	1	11
Team	2										
Totals	16-52	5-22	13-17	29	14	50	9	8	4	4	200

FG%: 1st Half 6-29 .207, 2nd Half 10-23 .435, Game 16-52 .308; 3FG%: 1st Half 1-11 .091, 2nd Half 4-11 .364, Game 5-22 .227; FT%: 1st Half 7-9 .778, 2nd Half 6-8 .750, Game 13-17 .765; Deadball Rebounds: 3.

Auburn	FG	3FG	FT	R	F	TP	A	T	B	S	M
Allen Payne, F	2-3	1-1	0-0	0	4	5	0	3	0	2	19
Rob Chubb, C	2-8	0-0	0-0	8	4	4	0	2	1	0	21
Chris Denson, G	7-10	0-0	3-4	6	3	17	2	2	0	0	30
Shaq Johnson, G	1-4	1-1	1-2	3	1	4	2	0	2	0	26
Frankie Sullivan, G	4-11	1-6	2-2	5	2	11	7	3	0	0	30
Asaunh Dixon-Tatum	3-10	0-0	0-0	9	1	6	0	0	3	0	21
Jordan Price	5-6	4-4	0-0	1	2	14	0	0	0	0	18
Josh Wallace	0-1	0-0	0-0	0	0	0	4	1	0	1	16
Jordan Granger	0-0	0-0	0-0	0	0	0	0	0	0	0	3
Noel Johnson	1-5	1-5	0-0	5	2	3	0	1	0	0	16
Team	5										
Totals	25-58	8-17	6-8	42	19	64	15	12	6	3	200

FG%: 1st Half 13-33 .394, 2nd Half 12-25 .480, Game 25-58 .431; 3FG%: 1st Half 5-11 .455, 2nd Half 3-6 .500, Game 8-17 .471; FT%: 1st Half 4-5 .800, 2nd Half 2-3 .667, Game 6-8 .750; Deadball Rebounds: 1.

SCORE BY PERIODS	1	2	F	
Furman (3-6, 0-1)	20	30	--	50
Auburn (4-5)	35	29	--	64

OFFICIALS--Mike Nance, Ron Groover, Jeff Smith
TECHNICAL FOULS--None
ATTENDANCE--4,820

• Game 10 •

Auburn 81, Tennessee Tech 62
December 18, 2012
Auburn Arena
Auburn, Ala.

Chris Denson scored a season-high 20 points and had a highlight reel dunk, while Josh Wallace added a season-best 11 points with seven assists and three steals as Auburn defeated Tennessee Tech 81-62 in Auburn Arena for its third-straight victory. Jordan Price scored 12 points off the bench and made all 3 three-point attempts to extend his streak to 11-straight 3-pointers made to tie the SEC mark set by Vanderbilt's Kevin Anglin in 1992. The NCAA record for consecutive made 3-pointers is 15 by Northwestern's Todd Leslie in 1990. Price scored 12 straight points for Auburn in 2:35 as the Tigers used a 12-2 run to take an 18-6 lead with 12:33 remaining in the first half. Denson's highlight play came with 6:38 remaining in the first half. The 6-foot-2 junior guard took the feed from Allen Payne on the fast break and dunked over Tennessee Tech's Matt Marseille, who fouled and converted the free throw for a three-point play on the poster-worthy dunk that stretched Auburn's lead to 29-18. The dunk was ESPN SportsCenter's No. 1 Play of the Day. The Columbus, Ga., native followed up with an acrobatic spinning 360-degree layup for a 38-21 advantage at the break to cap a 12-3 run. Two free throws by Asaunh Dixon-Tatum gave Auburn a 20-point lead at 55-35 with 10:35 left in the game. Two free throws by Denson widened the Tiger lead out to its largest at 68-40 with less than seven minutes remaining as he capped a 13-0 run.

Tennessee Tech	FG	3FG	FT	R	F	TP	A	T	B	S	M
Terrell Barnes, F	0-2	0-0	0-0	5	4	0	0	2	0	0	19
Dennis Ogbe, F	6-9	0-1	2-4	7	2	14	0	0	0	0	25
Jer.Samarrippas, G	1-7	0-2	0-0	2	4	2	6	3	0	3	27
Javon McKay, G	0-3	0-2	1-2	3	3	1	2	1	0	1	20
Jud Dillard, G	8-16	0-2	6-6	7	3	22	1	3	0	2	23
Matt Marseille	2-5	0-1	0-1	2	1	4	0	1	0	0	10
Deondre Haynes	1-5	0-1	2-3	0	2	4	0	1	0	2	14
Lanerryl Johnson	1-9	0-6	0-0	1	0	2	3	0	0	2	22
Mitchell Hill	0-0	0-0	0-0	0	0	0	0	0	0	0	1
Ammanuel Diressa	2-4	1-3	0-0	2	2	5	1	0	0	0	12
Ryon Riggins	0-1	0-0	0-0	0	2	0	1	1	1	0	5
Anthony Morse	4-6	0-0	0-1	7	3	8	1	2	3	2	19
Team	2										
Totals	25-67	1-18	11-17	38	26	62	14	17	4	11	200

FG%: 1st Half 9-32 .281, 2nd Half 16-35 .457, Game 25-67 .373; 3FG%: 1st Half 0-10 .000, 2nd Half 1-8 .125, Game 1-18 .056; FT%: 1st Half 3-5 .600, 2nd Half 8-12 .667, Game 11-17 .647; Deadball Rebounds: 3.

Auburn	FG	3FG	FT	R	F	TP	A	T	B	S	M
Allen Payne, F	2-3	1-2	0-0	6	2	5	4	1	0	1	24
Rob Chubb, C	3-7	0-0	1-2	6	1	7	0	0	1	1	23
Chris Denson, G	5-11	1-3	9-10	5	1	20	1	2	0	2	23
Shaq Johnson, G	3-7	1-4	2-3	2	2	9	1	3	1	2	19
Frankie Sullivan, G	0-5	0-3	5-6	2	3	5	4	3	1	0	22
Asaunh Dixon-Tatum	1-5	0-0	3-6	8	2	5	0	2	0	0	17
Dylan Spencer	0-0	0-0	0-0	0	1	0	0	0	0	0	1
Jordan Price	3-3	3-3	3-4	2	2	12	1	2	1	1	17
Josh Wallace	2-4	0-1	7-9	2	1	11	7	1	0	3	24
Nick Pellar	0-0	0-0	0-0	0	0	0	0	0	0	0	1
C.J. Holmes	0-0	0-0	0-0	0	0	0	0	0	0	0	1
Jordan Granger	2-3	0-0	0-0	3	2	4	0	2	1	1	10
Noel Johnson	1-3	1-2	0-0	2	0	3	0	1	0	1	12
Team	4										
Totals	22-51	7-18	30-40	42	18	81	18	17	5	12	200

FG%: 1st Half 11-29 .379, 2nd Half 11-22 .500, Game 22-51 .431; 3FG%: 1st Half 4-10 .400, 2nd Half 3-8 .375, Game 7-18 .389; FT%: 1st Half 12-19 .632, 2nd Half 18-21 .857, Game 30-40 .750; Deadball Rebounds: 4.

SCORE BY PERIODS	1	2	F	
Tennessee Tech (6-5)	21	41	--	62
Auburn (5-5)	38	43	--	81

OFFICIALS--Les Jones, Karl Hess, Marc Ellard
TECHNICAL FOULS--Jordan Price, AU (12:27, 1st)
ATTENDANCE--4,323

• Game 11 •

Winthrop 74, Auburn 67
December 22, 2012
Auburn Arena
Auburn, Ala.

Frankie Sullivan and Chris Denson combined for 40 points with Sullivan scoring 22 and Denson 18, but Auburn was upset by Winthrop 74-67 in Auburn Arena. Auburn trailed by 16 points at 59-43 with 9:54 to play, but the Tigers refused to go away. Following a Sullivan 3-pointer, the Tigers stole an inbounds pass, and Sullivan, who went 12-of-12 from the foul line to go with six rebounds and five assists, sank two free throws to make it 70-65 with 50 seconds to go. The Uniontown, Ala., native has hit 17 straight free throws dating back to the Tennessee Tech win. After a Winthrop time out, Shaq Johnson forced a jump ball that resulted in an Auburn possession with 41.3 seconds remaining. Allen Payne scored on a put-back to make it 70-67 with 30 seconds remaining. Andre Smith made two free throws to seal the win. Winthrop made five straight shots as it took a 19-11 lead in the opening eight minutes. The Tigers used a 10-3 run to close the gap and tie it at 26 with 4:17 remaining. Auburn took its first lead since 2-0 on a 3-point play by Shaquille Johnson to make it 29-28 at 2:21. The game was tied 33-33 at the half. Back-to-back Christian Farmer treys jumpstarted a 20-4 Winthrop run as the Eagles enjoyed their largest lead at 59-43. Farmer sandwiched a free throw between another two of his 3-pointers to end the run. Auburn followed with eight straight points to get the deficit into single digits with 8:05 remaining. Joab Jerome had a team-high 16 points for Winthrop while Farmer scored 15 points off the bench.

Winthrop	FG	3FG	FT	R	F	TP	A	T	B	S	M
James Bourne, F	2-2	0-0	1-2	7	3	5	0	2	0	0	21
Larry Brown, F	2-5	0-0	2-3	5	3	6	0	0	1	1	15
Gideon Gamble, G5-11	2-8	1-2	2	2	13	5	5	0	0	32	
Andre Smith, G	2-6	1-4	4-6	1	4	9	7	2	0	0	35
Joab Jerome, G	5-6	0-0	6-7	6	3	16	0	4	1	3	36
Reggie King	0-1	0-1	0-0	1	0	0	1	0	0	0	3
Shola Diop	0-0	0-0	0-0	1	3	0	0	1	0	0	6
Derrick Henry	3-7	0-3	4-4	1	2	10	0	4	0	0	25
Steve Johnson	0-2	0-1	0-0	3	0	0	1	0	0	0	14
Christian Farmer	5-9	4-8	1-1	1	15	0	0	0	0	13	
Team	1										
Totals	24-49	7-25	19-25	29	21	74	1319	2	4	200	

FG%: 1st Half 12-26 .462, 2nd Half 12-23 .522, Game 24-49 .490; 3FG%: 1st Half 2-12 .167, 2nd Half 5-13 .385, Game 7-25 .280; FT%: 1st Half 7-10 .700, 2nd Half 12-15 .800, Game 19-25 .760; Deadball Rebounds: 6.

Auburn	FG	3FG	FT	R	F	TP	A	T	B	S	M
Allen Payne, F	3-9	0-4	0-0	5	3	6	2	1	0	0	29
Chris Denson, G	6-13	1-3	5-7	5	0	18	3	0	0	2	36
Shaq Johnson, G	2-4	0-2	1-1	1	2	5	1	1	0	2	19
Frankie Sullivan, G	4-17	2-11	12-12	6	2	22	5	3	0	2	33
Asaunh Dixon-Tatum	3-4	0-0	0-1	4	3	6	0	1	0	0	13
Jordan Price	1-3	0-2	0-0	3	2	2	0	2	0	0	14
Josh Wallace	0-2	0-0	0-0	3	2	0	0	0	0	0	18
Jordan Granger	0-0	0-0	0-0	0	1	0	0	0	0	0	1
Noel Johnson	0-2	0-1	0-0	0	2	0	1	0	0	0	10
Team	2										
Totals	23-60	3-23	18-21	34	22	67	1213	2	6	200	

FG%: 1st Half 13-30 .433, 2nd Half 10-30 .333, Game 23-60 .383; 3FG%: 1st Half 1-11 .091, 2nd Half 2-12 .167, Game 3-23 .130; FT%: 1st Half 6-9 .667, 2nd Half 12-12 1.000, Game 18-21 .857; Deadball Rebounds: 2.

SCORE BY PERIODS	1	2	F
Winthrop (5-5)	33	41	-- 74
Auburn (5-6)	33	34	-- 67

OFFICIALS--Anthony Jordan, Steven Anderson, Nathan Quick
TECHNICAL FOULS--AU Bench (1:57, 1st)
ATTENDANCE--5,156

• Game 12 •

#12 Illinois 81, Auburn 79
December 29, 2012
United Center
Chicago, Ill.

Tracy Abrams scored a career-high 27 points to lead #12 Illinois to an 81-79 victory over Auburn in the United Center. Frankie Sullivan led the Tigers with 21 points on 5-of-12 3-pointers while Allen Payne notched his first career double-double with 10 points and 10 rebounds. Illinois opened with a 10-4 run in the second half for a 57-46 lead with 13:17 remaining as the Tigers missed seven of their first nine shots. A Noel Johnson 3-pointer and a Chris Denson fast break layup brought the Tigers to within 59-53 with 10:48 to play. A Sullivan corner 3 cut the Illini lead to 66-61 and then an Allen Payne conventional 3-point play brought the Tigers to within 68-64 with 5:36 to go. Another Sullivan long range 3 in front of Auburn's bench cut the lead to 68-67 with 4:29 remaining. Auburn had a chance to take the lead, but Sullivan missed a highly-contested shot in the lane while Asaunh Dixon-Tatum was called for a foul on the other end with 3:47 left. Illinois outshot Auburn from the foul line, 27-of-40 to 10-of-16 while Abrams was 13-of-15 from the stripe. Both teams shot an identical 16-of-30 (.533) from the floor in the first half that saw 9 ties and 8 lead changes with Illinois holding a 47-42 edge. Illinois, which had a 14-2 edge in points off turnovers in the opening period, scored six straight points to take its largest first half lead at 45-39 with 2:55 left. Auburn held Wooden Award candidate Brandon Paul to 13 points on 3-of-12 shooting, including missing all five 3-point attempts. Paul came into the game ranked second in the Big Ten averaging 19.2 points per game. Both teams shot 48 percent from the floor while Auburn was a season-high 11-of-23 (.478) from 3 while Illinois went 4-of-15. The Tigers outrebounded the Illini 39-27 and had a 24-7 advantage in 2nd chance points. Auburn had 20 turnovers, 11 from guards Sullivan (5) and Denson (6), while Illinois only had 11. The Illini outscored the Tigers 19-6 in points off turnovers. Rob Chubb added 13 points and five rebounds for the Tigers. Freshman Jordan Price, who had tied an SEC record with 11 consecutive made 3-pointers, missed the game with a stress fracture in his foot.

Auburn	FG	3FG	FT	R	F	TP	A	T	B	S	M
Allen Payne, F	4-8	0-2	2-3	10	4	10	1	0	0	0	27
Rob Chubb, C	5-7	0-0	3-4	5	3	13	0	4	0	1	23
Chris Denson, G	2-8	1-1	3-6	4	2	8	4	6	1	1	25
Shaq Johnson, G	2-3	1-2	0-0	3	5	5	3	1	0	1	19
Frankie Sullivan, G	8-17	5-12	0-0	3	4	21	4	5	0	2	35
Asaunh Dixon-Tatum	2-3	0-0	1-2	2	4	5	2	0	1	1	27
Josh Wallace	3-6	1-1	1-3	2	8	4	1	1	1	2	13
Brian Greene Jr.	1-3	1-2	0-0	0	0	3	0	2	0	1	14
Noel Johnson	2-5	2-3	0-0	5	1	6	0	1	0	0	17
Team	4										
Totals	29-60	11-23	10-16	39	25	79	1820	4	9	200	

FG%: 1st Half 16-30 .533, 2nd Half 13-30 .433, Game 29-60 .483; 3FG%: 1st Half 5-10 .500, 2nd Half 6-13 .462, Game 11-23 .478; FT%: 1st Half 5-9 .556, 2nd Half 5-7 .714, Game 10-16 .625; Deadball Rebounds: 1.

Illinois	FG	3FG	FT	R	F	TP	A	T	B	S	M
Tyler Griffey, F	4-6	0-1	0-2	4	2	8	1	0	0	1	23
Nnanna Egwu, C	3-7	0-0	0-0	2	3	6	1	2	0	1	23
D.J. Richardson, G	2-7	1-4	3-5	5	3	8	2	1	0	2	23
Tracy Abrams, G	6-11	2-3	13-15	8	2	27	5	1	0	4	35
Brandon Paul, G	3-12	0-5	7-10	3	1	13	6	2	1	3	31
Sam McLaurin	2-2	0-0	2-4	3	4	6	1	0	1	1	25
Mike Latulip	0-0	0-0	0-0	0	0	0	0	0	0	0	1
Joseph Bertrand	3-3	1-1	0-0	3	0	7	0	1	0	1	21
Myke Henry	1-3	0-1	1-2	2	0	3	0	0	1	0	10
Devin Langford	1-1	0-0	1-2	0	0	3	1	0	1	0	8
Team	1										
Totals	25-52	4-15	27-40	31	15	81	1411	5	11	200	

FG%: 1st Half 16-30 .533, 2nd Half 9-22 .409, Game 25-52 .481; 3FG%: 1st Half 3-10 .300, 2nd Half 1-5 .200, Game 4-15 .267; FT%: 1st Half 12-14 .857, 2nd Half 15-26 .577, Game 27-40 .675; Deadball Rebounds: 6.

SCORE BY PERIODS	1	2	F
Auburn (5-7)	42	37	-- 79
Illinois (13-1)	47	34	-- 81

OFFICIALS--Terry Wymer, Lamont Simpson, Mike Sanzare
TECHNICAL FOULS--None
ATTENDANCE--18,136

• Game 13 •

Auburn 78, Florida State 72
January 2, 2013
Auburn Arena
Auburn, Ala.

Frankie Sullivan scored 24 points and Allen Payne had a career-high 17 points and seven rebounds to lead Auburn to a 78-72 upset over Florida State in Auburn Arena. A 14-2 run by the Seminoles gave them a 21-10 lead with 12 minutes left in the first half. Florida State hit eight of its first 10 field goal attempts to start the game and led by as much as 26-14 with 8:55 left. Sullivan's fast-break layup capped an 8-0 run as the Tigers closed to within 26-22. The Tigers closed the half with a 10-3 run that was punctuated by a Shaq Johnson dunk as time expired to cut the Auburn deficit to 36-35. A dunk and two foul shots by Chubb gave Auburn the lead for good at 42-40 with 18:05 left, marking the Tigers' first lead since 8-7. Auburn continued a 9-0 run to extend it to 47-40. Noel Johnson's second 3-pointer widened Auburn's lead to 62-51 with 7:27 to go. Two Josh Wallace free throws gave Auburn its largest lead of 71-59 with 1:22 to go but the Tigers made only 12-of-20 foul shots in the final two minutes to keep the Seminoles in it. Wallace had a career-best five steals to go with six points, six assists and five rebounds in his first start since Murray State on Nov. 15. Michael Snaer led the Seminoles with 18 points and 12 rebounds while Terry Whisnant added 16 points. The win comes after FSU defeated the Tigers 86-56 last season in Tallahassee. Rob Chubb had eight points and 10 rebounds. Sullivan had his streak of consecutive made free throws end at 21 with a miss late in the second half. Auburn forced 20 turnovers while Auburn had nine. Jordan Price missed the Illinois game and Denson was ruled out prior to the matchup with Florida State, both with stress fractures in their foot.

Florida State	FG	3FG	FT	R	F	TP	A	T	B	S	M
Okaro White, F	3-7	0-2	2-2	7	5	8	0	1	1	0	23
Kiel Turpin, C	1-3	0-0	0-0	4	1	2	0	2	0	0	19
Montay Brandon, G3-4	0-0	0-0	0-2	0	3	6	1	4	0	0	9
Michael Snaer, G	6-13	3-7	3-4	12	4	18	4	6	1	0	39
Terry Whisnant, G	6-13	4-8	0-0	4	3	16	0	0	0	2	32
Devon Bookert	3-8	2-7	0-0	0	3	8	6	2	0	0	21
Terrance Shannon	3-5	0-0	1-1	6	4	7	2	2	1	0	18
Robert Gilchrist	0-0	0-0	0-4	0	0	0	0	0	0	0	9
Boris Bojanovsky	0-0	0-0	0-0	1	2	0	1	0	0	0	8
Aaron Thomas	2-2	0-0	1-2	3	1	5	1	2	0	2	12
Ian Miller	1-3	0-2	0-0	2	1	2	1	1	0	1	10
Team	1										
Totals	28-58	9-26	7-15	40	27	72	1620	5	5	200	

FG%: 1st Half 13-25 .520, 2nd Half 15-33 .455, Game 28-58 .483; 3FG%: 1st Half 7-13 .538, 2nd Half 2-13 .154, Game 9-26 .346; FT%: 1st Half 3-11 .273, 2nd Half 4-4 1.000, Game 7-15 .467; Deadball Rebounds: 6.

Auburn	FG	3FG	FT	R	F	TP	A	T	B	S	M
Allen Payne, F	4-8	0-0	9-13	7	3	17	3	3	0	1	33
Rob Chubb, C	3-5	0-0	2-4	10	4	8	0	1	0	1	22
Shaq Johnson, G	3-12	1-5	1-2	2	2	8	1	1	0	1	26
Josh Wallace, G	0-4	0-0	6-8	5	0	6	1	0	5	3	34
Frankie Sullivan, G	6-15	3-7	9-11	4	4	24	0	1	0	1	30
Asaunh Dixon-Tatum	2-3	0-0	0-1	8	3	4	0	1	0	1	17
Jordan Granger	0-0	0-0	0-0	0	0	0	0	0	0	0	2
Noel Johnson	3-10	2-6	1-2	3	0	9	0	1	1	0	23
Team	2										
Totals	22-63	6-20	28-41	42	17	78	10	9	2	11	200

FG%: 1st Half 13-38 .342, 2nd Half 9-25 .360, Game 22-63 .349; 3FG%: 1st Half 3-11 .273, 2nd Half 3-9 .333, Game 6-20 .300; FT%: 1st Half 6-8 .750, 2nd Half 22-33 .667, Game 28-41 .683; Deadball Rebounds: 4.

SCORE BY PERIODS	1	2	F
Florida State (8-5)	36	36	-- 72
Auburn (6-7)	35	43	-- 78

OFFICIALS--Tony Greene, Mike Nance, Pat Adams
TECHNICAL FOULS--None
ATTENDANCE--6,496

• Game 14 •

Auburn 68, LSU 63
January 9, 2013
Auburn Arena
Auburn, Ala.

Allen Payne scored 15 points and Shaq Johnson added a career high 11 points and nine rebounds as Auburn defeated LSU 68-63 in Auburn Arena in the SEC opener for both teams. The win breaks a streak of five consecutive losses in league openers for Auburn. Payne scored the first seven points as the Tigers opened up a 7-0 lead just over two minutes into the game. A dunk by Asaunh Dixon-Tatum off a feed from Payne to give Auburn a 21-14 lead with 8:13 left in the half. Auburn went without a field goal for more than seven minutes as LSU turned a three-point deficit into a three-point lead thanks to a 12-2 run. The drought was finally ended on a Payne jumper with 1:04 remaining. Another Payne basket gave Auburn the lead, but Anthony Hickey put LSU ahead 28-27 at the half, closing a 17-6 run. Auburn used a 16-3 run to take a 51-40 lead with 8:16 remaining. Frankie Sullivan converted an acrobatic layup for a 60-48 lead with 3:48 to go. Sullivan, who finished with 10 points, hit a pair of free throws with 1:06 remaining for a 14-point advantage and Auburn's largest lead, 64-50. LSU's Charles Carmouche hit three 3-pointers in the final minute, including one at the buzzer but it was too little too late. After both teams struggled from the floor in the first half, Auburn bounced back to shoot 53.8 percent (14-of-26) from the floor after halftime. Auburn also held LSU to a season-low points. Carmouche led LSU with 15 points, while Hickey and Andre Stringer added 13 points apiece.

LSU	FG	3FG	FT	R	F	TP	A	T	B	S	M
Johnny O'Bryant,F3-8	0-1	0-0	0-0	7	4	6	0	4	1	0	25
Andrew Del Piero,C 2-4	0-0	0-0	0-0	6	1	4	1	0	2	0	13
Charles Carmouche,G5-16	4-11	1-3	6	3	15	7	3	0	1	32	
Anthony Hickey,G6-13	1-4	0-1	5	4	13	4	1	0	3	37	
Andre Stringer,G 5-11	3-6	0-0	1	2	13	0	0	0	1	33	
Jalen Courtney	1-2	0-0	1-2	1	3	0	1	0	0	11	
Shavon Coleman	2-9	0-0	0-2	9	2	4	3	3	0	23	
Shane Hammink	0-2	0-2	2-2	3	3	2	0	0	0	10	
Malik Morgan	1-2	1-1	0-0	1	0	3	0	0	0	6	
Team			0								
Totals	25-67	9-27	4-10	40	20	63	1512	3	7	200	

FG%: 1st Half 12-31 .387, 2nd Half 13-36 .361, Game 25-67 .373; 3FG%: 1st Half 3-9 .333, 2nd Half 6-18 .333, Game 9-27 .333; FT%: 1st Half 1-4 .250, 2nd Half 3-6 .500, Game 4-10 .400; Deadball Rebounds: 2.

Auburn	FG	3FG	FT	R	F	TP	A	T	B	S	M
Allen Payne, F	7-12	1-3	0-0	4	2	15	4	1	0	0	29
Rob Chubb, C	3-5	0-0	2-6	8	1	8	1	0	0	1	27
Shaq Johnson, G	3-8	1-3	4-4	9	3	11	3	1	0	30	
Josh Wallace, G	2-5	0-0	3-6	4	1	7	2	2	0	29	
Frankie Sullivan,G 3-10	2-5	2-4	5	10	2	2	2	1	34		
Asaunh Dixon-Tatum 3-5	0-0	0-0	3	6	1	0	1	0	14		
Brian Greene Jr.	2-2	1-1	0-0	2	5	2	0	0	2	15	
Noel Johnson	2-7	1-6	1-2	2	1	6	0	4	0	22	
Team			3								
Totals	25-54	6-18	12-22	38	15	68	1512	4	6	200	

FG%: 1st Half 11-28 .393, 2nd Half 14-26 .538, Game 25-54 .463; 3FG%: 1st Half 3-11 .273, 2nd Half 3-7 .423, Game 6-18 .300; FT%: 1st Half 2-4 .500, 2nd Half 10-18 .556, Game 12-22 .545; Deadball Rebounds: 7.

SCORE BY PERIODS	1	2	F	
LSU (9-3, 0-1)	28	35	--	63
Auburn (7-7, 1-0)	27	41	--	68

OFFICIALS--Antinio Petty, Lee Cassell, Tracy Woodson
TECHNICAL FOULS--None
ATTENDANCE--6,355

• Game 15 •

Auburn 74, South Carolina 71
January 12, 2013
Colonial Life Arena
Columbia, S.C.

Auburn went to 2-0 in SEC play for the first time in 10 years behind Frankie Sullivan's 17 points and 5 assists, Rob Chubb's 16 points, 10 rebounds and 3 steals and Brian Greene Jr.'s career-high 14 points to win at South Carolina 74-71 in Colonial Life Arena. Greene Jr. made all 6 field goal attempts, including two 3-pointers. Trailing 39-38 at the half, Sullivan drained back-to-back 3-pointers to give Auburn a 46-42 lead and then made two foul shots after a Carolina turnover for an 8-0 run by himself. The Gamecocks answered with a 7-2 run to regain the lead at 49-48 with 12:47, and then a conventional 3-point play by Rob Chubb gave the Tigers a 55-52 lead with 10:52 left. Greene Jr.'s 3-pointer pulled Auburn ahead again 62-61 with 6:44 to go, and his 3-pointer from 26 feet gave the Tigers a 67-65 lead with 5 minutes remaining. Two Sullivan free throws put the Tigers ahead to stay at 73-71 with 2:41 to go. Chubb grabbed a huge offensive rebound and split a pair of foul shots for a 74-71 lead with 35 seconds. The Tigers defense held strong as the Gamecocks missed a pair of 3-pointers by Brian Richardson with 10 seconds left and by Bruce Ellington, who was double teamed and forced a 3-pointer that fell way short. After Carolina took the largest lead by either team at 20-14, Auburn scored 7 straight points to take a 21-20 lead on Noel Johnson's second 3-pointer with 9:42 left. Johnson followed with another try for a 24-23 Auburn lead. Carolina had a 39-38 halftime lead as the Tigers won for the third consecutive time after trailing at halftime by one point each in wins over Florida State and LSU. The game featured 27 lead changes and 13 ties. Ellington scored a game-high 18 points, including 12 in the first half. Damien Leonard scored a career-high 17 points and nine rebounds on 5-of-8 three-point shooting. Auburn shot a season-high 58.5 percent from the floor and made 8-of-18 (.444) 3-pointers and 18-of-28 from the foul line. Auburn had only four second half turnovers after having 13 in the opening half. There were 47 fouls in the game. The Tigers have won nine of the last 12 games in Columbia and are 5-1 in Colonial Life Arena.

Auburn	FG	3FG	FT	R	F	TP	A	T	B	S	M
Allen Payne, F	4-7	0-1	0-2	3	4	8	1	3	0	2	34
Rob Chubb, C	4-5	0-0	8-9	10	2	16	0	6	1	3	31
Shaq Johnson, G	1-2	1-2	2-4	1	4	5	0	1	0	1	14
Josh Wallace, G	0-1	0-0	1-2	1	2	1	7	2	0	1	29
Frankie Sullivan,G 5-13	2-7	5-9	4	2	17	5	1	0	240		
Asaunh Dixon-Tatum 1-1	0-0	2-2	0	3	4	0	1	0	94		
Brian Greene Jr.	6-6	2-2	0-0	1	14	1	1	1	0	28	
Jordan Granger	0-0	0-0	0-0	0	0	0	0	0	0	6	
Noel Johnson	3-6	3-6	0-0	0	5	9	0	2	0	9	
Team			4								
Totals	24-41	8-18	18-28	24	23	74	1417	3	9	200	

FG%: 1st Half 12-20 .600, 2nd Half 12-21 .571, Game 24-41 .585; 3FG%: 1st Half 4-10 .400, 2nd Half 4-8 .500, Game 8-18 .444; FT%: 1st Half 10-16 .625, 2nd Half 8-12 .667, Game 18-28 .643; Deadball Rebounds: 6.

South Carolina	FG	3FG	FT	R	F	TP	A	T	B	S	M
Mindaugas Kacinas,F2-3	0-0	0-0	2-2	4	3	6	0	2	1	0	17
Lakeem Jackson,F4-7	0-0	2-4	2	3	10	3	0	0	1	28	
Brian Richardson,G 0-4	0-2	0-0	1	3	0	1	1	0	1	14	
Eric Smith, G	3-6	2-4	2-4	0	1	10	2	3	0	31	
Bruce Ellington,G8-15	1-4	1-1	1	3	18	5	2	0	2	36	
Brenton Williams	0-3	0-1	0-0	0	0	0	1	0	0	6	
Laimon,Chatkevicius 0-0	0-0	0-0	0	0	0	0	1	0	0	2	
Michael Carrera	1-5	0-0	4-4	7	5	6	5	4	2	24	
Damien Leonard	6-9	5-8	0-1	9	2	17	2	1	0	33	
RJ Slawson	2-5	0-1	0-0	5	4	4	1	1	0	9	
Team			2								
Totals	26-57	8-20	11-16	31	24	71	2015	3	4	200	

FG%: 1st Half 15-31 .484, 2nd Half 11-26 .423, Game 26-57 .456; 3FG%: 1st Half 4-10 .400, 2nd Half 4-10 .400, Game 8-20 .400; FT%: 1st Half 5-6 .833, 2nd Half 6-10 .600, Game 11-16 .688; Deadball Rebounds: 2.

SCORE BY PERIODS	1	2	F	
Auburn (8-7, 2-0)	38	36	--	74
South Carolina (10-5, 0-2)	39	32	--	71

OFFICIALS--Joe Lindsay, Ron Groover, Chuck Jones
TECHNICAL FOULS--None
ATTENDANCE--9,117

• Game 16 •

Arkansas 88, Auburn 80 (2ot)
January 16, 2013
Bud Walton Arena
Fayetteville, Ark.

Frankie Sullivan scored 23 of his 26 points after halftime and had a career-high 9 rebounds but Auburn lost an 88-80 double overtime heart-breaker to Arkansas in Bud Walton Arena. Rob Chubb had his second straight double-double with 12 points and 11 rebounds. Allen Payne drained a 3-pointer with :05 left in regulation to send the game into overtime after Auburn hadn't scored since the 6:26 mark. The game was tied at 75 after the first OT as Sullivan's layup with :41 left tied it. BJ Young's 3 with :26.7 left gave the Hogs an 84-78 lead, sealing the win. A 7-0 run with a dunk and layup by Rob Chubb and a long 3 by Sullivan tied it at 39 three minutes after the half as the Tigers made their first six shots. Sullivan (14) and Chubb (8) combined for 22 of Auburn's first 27 points after the half as Auburn erased an 11-point first half deficit, pulling out to a 54-51 lead on Sullivan's fourth try in the first nine minutes. The Tigers led 61-55 on a Wallace rebound and long pass to Chubb for a dunk with 8:20 to go. Auburn made 14 of its first 18 second half shots, including 6-of-8 from 3-point range. Marshawn Powell, who had a game-high 28 points and 11 rebounds, drained a corner 3 for a 66-64 Arkansas lead with 2:42 left and went up 67-64, capping an 8-0 run. After two missed free throws by Mardracus Wade with :25 left, Allen Payne sent the game into overtime with a huge 3 with :05 to play for the Tigers' first points since Sullivan's 3 with 6:26 left. Down 74-70 after a Powell layup with 1:40 left in overtime, Noel Johnson hit a corner 3 to bring Auburn to within 74-73 with 1:24 to go. Auburn had a big stop on defense and got the ball and called its last time out with :52.3 left, setting up Sullivan's layup with :41 left and a 75-74 Tigers lead. Wade split a pair of foul shots with 35 seconds left as the game went to a second OT tied at 75. Missing 5 of its first 7 shots of the game, Auburn hit 4 of its next 5 behind a pair of Shaq Johnson 3-pointers and two Asaunh Dixon-Tatum buckets as the Tigers took a 14-8 lead with 14:20 left. Arkansas answered with a 17-0 run to take the game's largest lead at 25-14 as Auburn went scoreless for six minutes. The Tigers answered with eight straight points to trail 28-25 with 3:38 left. The Razorbacks closed the half with a 6-2 run for a 34-27 half-time lead. Auburn was hurt by going 7-of-17 from the foul line for the game and finished with 19 turnovers to Arkansas' 20-of-33 free throws and eight turnovers.

Auburn	FG	3FG	FT	R	F	TP	A	T	B	S	M
Allen Payne, F	4-6	1-2	0-0	4	5	9	1	3	0	0	36
Rob Chubb, C	6-11	0-0	0-3	11	5	12	3	5	1	1	37
Shaq Johnson, G	2-6	2-4	0	3	6	2	2	0	0	22	
Josh Wallace, G	2-5	0-0	2-2	5	1	6	9	2	0	14	
Frankie Sullivan,G 9-20	5-11	3-7	9	4	26	1	4	1	1	18	
Asaunh Dixon-Tatum 3-3	0-0	0-2	3	1	6	0	0	1	0	13	
Brian Greene Jr.	2-4	0-1	2-3	1	2	6	2	1	0	15	
Jordan Granger	0-0	0-0	0-0	0	0	0	0	0	0	0	
Noel Johnson	3-7	3-7	0-0	3	3	9	1	1	0	32	
Team			0								
Totals	31-62	11-25	7-17	39	24	80	1919	4	3	250	

FG%: 1st Half 11-25 .440, 2nd Half 16-27 .593, OT 4-10 .400, Game 31-62 .500; 3FG%: 1st Half 2-9 .222, 2nd Half 8-12 .667, OT 1-4 .250, Game 11-25 .440; FT%: 1st Half 4-4 .750, 2nd Half 0-5 .000, OT 4-8 .500, Game 7-17 .412; Deadball Rebounds: 4.

Arkansas	FG	3FG	FT	R	F	TP	A	T	B	S	M
Hunter Mickelson,F1-5	0-0	0-0	2	2	2	0	0	0	0	12	
Marshawn Powell,F11-20	2-4	4-6	11	1	28	2	3	1	3	44	
Rickey Scott, G	1-2	0-1	0-0	1	0	2	1	0	0	10	
BJ Young, G	8-16	2-6	4-7	6	1	22	5	4	0	47	
Fred Gulley, G	1-3	1-3	1-2	3	3	4	1	0	0	31	
Rashad Madden	0-2	0-1	1-2	0	0	1	1	0	0	10	
Mardracus Wade	3-6	1-4	5-8	1	5	12	1	0	0	35	
Coty Clarke	3-5	0-0	3-4	8	1	9	4	1	2	38	
Kikko Haydar	2-5	2-5	2-4	1	1	8	2	0	0	17	
Michael Qualls	0-2	0-0	0-0	1	1	0	1	0	0	6	
Team			2								
Totals	30-66	8-24	20-33	36	15	88	18	8	3	250	

FG%: 1st Half 14-33 .424, 2nd Half 12-24 .500, OT 4-9 .444, Game 30-66 .455; 3FG%: 1st Half 3-11 .273, 2nd Half 3-9 .333, OT 2-4 .500, Game 8-24 .333; FT%: 1st Half 3-6 .500, 2nd Half 6-11 .545, OT 11-16 .688, Game 20-33 .606; Deadball Rebounds: 11.

SCORE BY PERIODS	1	2	OT	OT2	F	
Auburn (8-8, 2-1)	27	40	8	5	--	80
Arkansas (11-5, 2-1)	34	33	8	13	--	88

OFFICIALS--Doug Shows, Mark Whitehead, Michael Roberts
TECHNICAL FOULS--None
ATTENDANCE--13,404 (estimated actual: 10,056)

• Game 17 •

Kentucky 75, Auburn 53
January 19, 2013
Auburn Arena
Auburn, Ala.

Kyle Wiltjer had 17 points and Nerlens Noel added 10 points, nine rebounds and seven blocks as Kentucky shot 67 percent from the floor in the second half to defeat Auburn 75-53 in sold out Auburn Arena. Rob Chubb scored 14 points with seven rebounds and Frankie Sullivan added 12 points to lead Auburn. With Auburn trailing 35-30 at halftime, the Kentucky opened the second half with a 7-2 run to take a 37-27 just three minutes in. A 9-2 Wildcat run widened the Auburn deficit to 55-39. Kentucky led by as much as 72-45 with 3:41 to play. The Wildcats shot 67 percent from the field in the second half and 55 percent overall, compared to just 35 percent shooting overall by the Tigers. Auburn was 0-of-15 from 3-point range and did not make a 3-pointer for the first time since March 1, 1997, against Ole Miss and just the third time in program history. Both teams struggled from the field early and Auburn led 6-4 just under nine minutes into the game as both teams were shooting a combined 5-of-30 (17 percent) from the floor. After connecting on two of its first 10 field goal attempts, Kentucky responded by knocking down five of its next nine from the floor to take a 16-11 lead over the Tigers with 7:01 left in the first half. Sullivan converted a circus shot for two with 48.6 left as the Tigers trailed 27-23. Guards Chris Denson and Jordan Price both returned from injury against Kentucky but both were scoreless as Denson played 13 minutes and Price six. Denson missed the previous four games, while Price had missed the last five contests.

Kentucky	FG	3FG	FT	R	F	TP	A	T	B	S	M
Nerlens Noel, F	5-8	0-0	0-0	9	4	10	0	2	7	0	25
Alex Poysthress, F	3-7	0-0	6-8	7	1	12	0	3	0	1	29
Archie Goodwin, G	5-7	0-2	2-4	7	4	12	1	2	0	3	35
Ryan Harrow, G	6-12	0-3	0-1	5	2	12	8	5	0	1	34
Julius Mays, G	2-5	2-4	0-1	3	0	6	3	0	0	0	34
Jon Hood	0-0	0-0	0-0	1	0	0	0	0	0	0	4
Jarrod Polson	3-3	0-0	0-0	3	2	6	0	1	1	0	10
Kyle Wiltjer	6-13	3-6	2-2	4	1	17	5	2	0	1	29
Team				4							
Totals	30-55	5-15	10-16	43	14	75	17	15	8	6	200

FG%: 1st Half 12-28 .429, 2nd Half 18-27 .667, Game 30-55 .545; 3FG%: 1st Half 1-10 .333, 2nd Half 4-5 .800, Game 5-15 .333; FT%: 1st Half 5-8 .625, 2nd Half 5-8 .625, Game 10-16 .625; Deadball Rebounds: 2.

Auburn	FG	3FG	FT	R	F	TP	A	T	B	S	M
Allen Payne, F	4-8	0-2	3-4	4	1	11	0	1	0	2	35
Noel Johnson, F	0-5	0-4	0-0	0	4	0	1	1	0	0	13
Rob Chubb, C	7-13	0-0	0-0	7	2	14	0	3	0	0	25
Josh Wallace, G	2-7	0-0	0-1	1	2	4	2	1	0	1	30
Frankie Sullivan, G	5-16	0-6	2-3	4	2	12	2	2	0	1	34
Asaunh Dixon-Tatum	4-4	0-0	2-2	3	1	10	0	0	1	1	15
Chris Denson	0-4	0-0	0-0	3	1	0	3	0	0	0	13
Shaquille Johnson	0-1	0-0	0-0	0	2	0	3	1	0	1	14
Jordan Price	0-2	0-1	0-0	0	0	0	1	0	0	0	6
Brian Greene Jr.	1-6	0-2	0-0	2	2	2	1	0	0	3	15
Team				6							
Totals	23-66	0-15	7-10	30	17	53	13	9	1	9	200

FG%: 1st Half 11-34 .324, 2nd Half 12-32 .375, Game 23-66 .348; 3FG%: 1st Half 0-11 .000, 2nd Half 0-4 .000, Game 0-15 .000; FT%: 1st Half 3-6 .500, 2nd Half 4-4 1.000, Game 7-10 .700; Deadball Rebounds: 2.

SCORE BY PERIODS	1	2	F	
Kentucky (12-5, 3-1)	30	45	--	75
Auburn (8-9, 2-2)	25	28	--	53

OFFICIALS--Anthony Jordan, Lee Cassell, Willi CJ Washington
TECHNICAL FOULS--None
ATTENDANCE--9,121 (c)

• Game 18 •

Vanderbilt 73, Auburn 61
January 23, 2013
Memorial Gymnasium
Nashville, Tenn.

Rob Chubb had 14 points and eight rebounds while Frankie Sullivan added 14 points and Brian Greene Jr. 11 points as Auburn lost to Vanderbilt 73-61 in Memorial Gymnasium. Both teams were 9-of-24 from 3-point range, but Vanderbilt made all of its treys while pulling out to a 16-point lead with 11 minutes to play. Auburn made its first five shots, including a pair of 3-pointers by Shaquille Johnson and Jordan Price, to take a 12-4 lead five minutes into the game. Vanderbilt answered with a 10-1 run to regain the lead at 14-13. The Commodores scored six straight points, but Josh Wallace and Brian Greene Jr. made back-to-back 3-pointers to tie it at 27-27 with 3:17 left. Vandy scored the final seven points of the half to take a 34-27 lead at intermission. Of Vanderbilt's first six second half field goals, four were 3-pointers as the Commodores took a 50-37 lead with 13:14 left after back-to-back treys from Sheldon Jeter and Kevin Bright. Vandy extended it to 52-37, capping a 13-3 run with a Rod Odom dunk. Auburn outshot Vanderbilt 22-of-53 (.415) to 20-of-49 (.408), but the Commodores went 24-of-30 from the foul line while the Tigers were 8-of-9. Vandy outrebounded Auburn 37-29 and had an 11-4 edge in second chance points. Kedren Johnson led a balanced Vanderbilt scoring attack with 15 points, seven rebounds and four assists while Kyle Fuller added 14 points, Bright 12 points on 4-of-7 three-pointers and Sheldon Jeter 10 points.

Auburn	FG	3FG	FT	R	F	TP	A	T	B	S	M
Allen Payne, F	1-1	0-0	1-1	5	2	3	2	2	0	2	33
Rob Chubb, C	6-10	0-0	2-2	8	3	14	1	3	1	0	30
Shaq Johnson, G	2-6	1-3	0-0	5	3	5	4	1	1	1	27
Josh Wallace, G	1-5	1-2	2-2	0	4	5	2	2	0	0	32
Frankie Sullivan, G	5-12	2-7	2-2	4	4	14	1	2	1	1	28
Asaunh Dixon-Tatum	1-2	0-0	0-0	3	2	2	0	2	1	2	10
Chris Denson	0-4	0-3	1-2	1	3	1	2	0	0	0	18
Jordan Price	1-2	1-2	0-0	0	0	3	0	0	0	0	2
Brian Greene Jr.	4-6	3-4	0-0	2	11	1	0	0	0	0	8
Jordan Granger	0-1	0-0	0-0	0	1	0	0	1	0	0	2
Noel Johnson	1-4	1-3	0-0	0	2	3	1	0	0	1	10
Team				3							
Totals	22-53	9-24	8-9	29	26	61	13	15	4	7	200

FG%: 1st Half 11-22 .500, 2nd Half 11-31 .355, Game 22-53 .415; 3FG%: 1st Half 4-7 .571, 2nd Half 5-17 .294, Game 9-24 .375; FT%: 1st Half 1-2 .500, 2nd Half 7-7 1.000, Game 8-9 .889; Deadball Rebounds: 0.

Vanderbilt	FG	3FG	FT	R	F	TP	A	T	B	S	M
Rod Odom, F	1-8	0-3	6-6	6	0	8	0	2	0	0	29
Sheldon Jeter, F	4-8	2-4	0-0	3	2	10	1	1	0	1	20
Shelby Moats, F	2-3	0-0	0-1	3	3	4	0	2	0	0	20
Kedren Johnson, G	3-9	1-3	8-10	7	1	15	4	2	1	1	33
Dai-Jon Parker, G	1-3	0-1	4-5	2	4	6	4	1	0	0	21
Kyle Fuller	3-7	2-6	6-7	5	0	14	3	0	0	0	26
Kevin Bright	4-7	4-7	0-0	3	2	12	1	1	1	1	33
Josh Henderson	2-4	0-0	0-1	4	2	4	1	3	0	1	18
Team				4							
Totals	20-49	9-24	24-30	37	14	73	14	13	2	4	200

FG%: 1st Half 10-28 .357, 2nd Half 10-21 .476, Game 20-49 .408; 3FG%: 1st Half 4-14 .286, 2nd Half 5-10 .500, Game 9-24 .375; FT%: 1st Half 10-12 .833, 2nd Half 14-18 .778, Game 24-30 .800; Deadball Rebounds: 1.

SCORE BY PERIODS	1	2	F	
Auburn (8-10, 2-3)	27	34	--	61
Vanderbilt (8-9, 2-3)	34	39	--	73

OFFICIALS--Doug Shows, Joe Lindsay, Michael Stephens
TECHNICAL FOULS--None
ATTENDANCE--9,961

• Game 19 •

Ole Miss 63, Auburn 61
January 26, 2013
Auburn Arena
Auburn, Ala.

Chris Denson scored a game-high 18 points off the bench and Marshall Henderson made two foul shots with 6.4 seconds left as Auburn lost a 63-61 heartbreaker to No. 23 Ole Miss in Auburn Arena. The Rebels went 11-of-24 from 3-point range. Frankie Sullivan made two free throws with 1:20 remaining, and the Tigers came up with a steal before Denson split two foul shots to tie game at 61 with a minute to go. Auburn got the ball back with :34.9 remaining after a defensive stop and took its final timeout. Blocked shots on both ends of the floor, the latter by Shaquille Johnson, set the stage for an Ole Miss inbounds play under its own basket with 6.4 seconds remaining. Before the ball was inbounded, Shaquille Johnson was called for a foul on Henderson, who made two free throws 6.4 seconds left. Sullivan's heavily contested desperation 3-point attempt was short. Auburn scored the first nine points of the game, but Ole Miss scored nine straight points to tie it at 11 with 13:19 left with three straight Henderson treys. A Noel Johnson 3 capped another 9-0 run to give Auburn a 29-20 lead with 5:21 to go. Denson's putback of a Wallace layup gave Auburn its largest lead at 33-23 with 3:16 left. The Rebels closed the first half on an 8-0 run as Aaron Jones banked in a 3-pointer, his first of the season in two attempts, as time expired to cut the Tigers' lead to 33-31. Ole Miss took its first lead since 16-15 on a 3-pointer by LaDarius White for a 40-38 lead with 15:31 left, and a Henderson 3 made it 43-38 Ole Miss. Auburn's 11-4 run, capped by two foul shots and a layup by Denson made it 49-47 Tigers with 8:40 to go. White, who came in averaging 3.9 points, led the Rebels with 17 points on 3-of-4 3-pointers. Henderson, who came in leading the SEC with 19.4 ppg, added 15 points on 4-of-15 shooting from the floor.

Ole Miss	FG	3FG	FT	R	F	TP	A	T	B	S	M
Reginald Buckner, F	1-3	0-0	0-0	4	4	2	1	1	2	1	23
Murphy Holloway, F	2-4	0-0	1-6	11	1	5	1	3	2	0	33
LaDarius White, G	7-10	3-4	0-2	5	3	17	2	0	0	0	31
Marshall Henderson, G	4-15	4-13	3-4	4	15	2	0	0	0	0	29
Jarvis Summers, G	6-13	2-2	0-4	3	1	14	3	2	0	0	34
Derric Millinghaus	0-2	0-1	0-0	1	1	0	0	0	0	0	6
Cade Peepker	0-0	0-0	1-0	0	0	0	0	0	0	0	0
Anthony Perez	0-2	0-1	0-0	1	0	0	0	0	0	0	2
Nick Williams	1-3	1-3	0-0	4	2	3	3	0	0	0	18
Terry Brutus	0-0	0-0	0-1	0	0	0	0	0	0	0	3
Aaron Jones	3-4	1-1	0-0	3	1	7	0	1	1	0	21
Team				2							
Totals	24-56	11-25	4-17	36	17	63	15	8	5	1	200

FG%: 1st Half 12-31 .387, 2nd Half 12-25 .480, Game 24-56 .429; 3FG%: 1st Half 7-16 .438, 2nd Half 4-9 .444, Game 11-25 .440; FT%: 1st Half 0-4 .000, 2nd Half 4-13 .308, Game 4-17 .235; Deadball Rebounds: 7.

Auburn	FG	3FG	FT	R	F	TP	A	T	B	S	M
Allen Payne, F	3-8	0-3	0-0	1	4	6	1	0	0	0	27
Rob Chubb, C	0-3	0-0	1-2	10	3	1	3	0	4	0	32
Shaq Johnson, G	2-4	2-3	3-4	7	2	9	2	2	1	0	23
Josh Wallace, G	4-7	0-1	1-1	0	0	9	2	0	0	1	25
Frankie Sullivan, G	3-11	2-9	4-4	7	3	12	1	2	0	0	25
Asaunh Dixon-Tatum	0-2	0-0	0-0	0	1	0	0	0	0	0	8
Chris Denson	6-9	0-0	6-8	1	3	18	0	0	1	1	26
Jordan Price	0-3	0-2	0-0	2	2	0	1	2	0	0	7
Brian Greene Jr.	1-3	1-1	0-0	1	1	3	0	0	0	1	14
Noel Johnson	1-5	1-5	0-0	4	2	3	0	0	0	0	13
Team				3							
Totals	20-54	6-23	15-19	37	21	61	10	6	3	2	200

FG%: 1st Half 13-30 .433, 2nd Half 7-24 .292, Game 20-54 .370; 3FG%: 1st Half 3-10 .300, 2nd Half 3-13 .231, Game 6-23 .261; FT%: 1st Half 4-6 .667, 2nd Half 11-13 .846, Game 15-19 .789; Deadball Rebounds: 4.

SCORE BY PERIODS	1	2	F	
Ole Miss (17-2, 6-0)	31	32	--	63
Auburn (8-11, 2-4)	33	28	--	61

OFFICIALS--Mike Nance, Brian Shey, Steven Anderson
TECHNICAL FOULS--None
ATTENDANCE--8,740

• Game 20 •

Georgia 57, Auburn 49
January 30, 2013
Stegeman Coliseum
Athens, Ga.

Kentavious Caldwell-Pope recorded game-highs of 20 points and 10 rebounds to lead Georgia to a 57-49 victory over Auburn in Stegeman Coliseum. The Tigers shot a season-low 28 percent from the floor, 4-of-20 from 3-point range and 15-of-27 from the foul line. Allen Payne and Frankie Sullivan led Auburn with 13 points each but went a combined 7-of-20 from the floor and 3-of-10 from 3. Chris Denson scored six of Auburn's first nine points and ended with 12 points in his first since Dec. 29 vs. No. 12 Illinois. Auburn raced out to a 9-4 lead four minutes in, but Georgia used a 9-1 run to take a 16-13 lead with 8:52 left. After Payne hit his second 3-pointer for Auburn's final lead of the game at 20-18 with 4:05 to go, Georgia scored eight straight points to take a 26-20 lead, capped by a Sherrard Brantley 3 with 1:36 left in the half. Sullivan made 2-of-3 foul shots with :00.4 left as the Tigers trailed 26-22 at halftime. Auburn missed 12 straight shots in the second half but only trailed 34-31 with 11:14 left. Sullivan made 1-of-3 free throws to tie the game at 43 with 4:52 to play. Georgia scored five straight points for a 48-43 lead with 2:59 to go on a Charles Mann layup and Donte' Williams layup and free throw. The game was close the entire way with neither team leading by more than six points until Georgia pulled away with free throws in the final minute. Georgia shot 44.2 percent from the floor, 4-of-17 from 3-point range and 15-of-26 from the foul line.

Auburn	FG	3FG	FT	R	F	TP	A	T	B	S	M
Allen Payne, F	3-8	2-4	5-6	4	4	13	0	3	0	2	26
Rob Chubb, C	2-7	0-0	1-2	6	4	5	2	4	1	1	30
Chris Denson, G	4-12	0-2	4-9	3	2	12	0	0	0	0	28
Shaq Johnson, G	0-2	0-1	0-0	4	3	0	0	0	0	1	13
Frankie Sullivan, G	4-12	1-6	4-8	2	13	4	3	0	2	35	
Asaunh Dixon-Tatum	0-2	0-0	0-0	1	2	0	0	0	0	10	
Jordan Price	2-7	1-6	0-0	4	2	5	0	0	0	3	26
Josh Wallace	0-1	0-0	0-0	2	2	0	1	1	0	0	6
Brian Greene Jr.	0-0	0-0	0-0	1	0	0	0	0	0	2	
Jordan Granger	0-1	0-0	1-2	2	2	1	0	0	0	6	
Noel Johnson	0-1	0-1	0-0	0	1	0	0	0	0	8	
Team	5										
Totals	15-53	4-20	15-27	33	25	49	7	11	1	9	200

FG%: 1st Half 8-25 .320, 2nd Half 7-28 .250, Game 15-53 .283;
3FG%: 1st Half 3-12 .250, 2nd Half 1-8 .125, Game 4-20 .200;
FT%: 1st Half 3-8 .375, 2nd Half 12-19 .632, Game 15-27 .556;
Deadball Rebounds: 8.

Georgia	FG	3FG	FT	R	F	TP	A	T	B	S	M
Donte' Williams, F	2-3	0-0	2-3	4	5	6	1	2	1	1	28
Brandon Morris, F	1-3	0-0	3-6	3	3	5	1	2	0	1	18
John Florveus, C	0-1	0-0	0-2	3	3	0	0	1	0	1	22
Kent Caldwell-Pope, G	7-11	2-5	4-4	10	3	20	0	3	0	1	31
Vincent Williams	1-3	0-2	2-2	3	1	4	0	1	0	0	12
Charles Mann	4-8	0-3	2-4	3	10	6	3	0	0	28	
Tim Dixon	1-1	0-0	0-0	1	0	2	0	0	0	0	5
Kenny Gaines	1-2	1-2	0-0	2	3	0	0	1	0	9	
Sherrard Brantley	1-7	1-4	1-2	4	1	4	1	0	0	1	22
John Cannon	0-1	0-0	0-0	1	1	0	0	1	0	0	4
Nemanja Djuricic	1-3	0-1	1-3	3	1	3	2	3	0	0	21
Team	1										
Totals	19-43	4-17	15-26	38	21	57	11	16	3	4	200

FG%: 1st Half 10-23 .435, 2nd Half 9-20 .450, Game 19-43 .442;
3FG%: 1st Half 4-12 .333, 2nd Half 0-5 .000, Game 4-17 .235;
FT%: 1st Half 2-5 .400, 2nd Half 13-21 .619, Game 15-26 .577;
Deadball Rebounds: 6.

SCORE BY PERIODS	1	2	F	
Auburn (8-12, 2-5)	22	27	--	49
Georgia (9-11, 3-4)	26	31	--	57

OFFICIALS--Antinio Petty, Mike Nance, Roger Ayers
TECHNICAL FOULS--None
ATTENDANCE--4,767

• Game 21 •

#17 Missouri 91, Auburn 77
February 2, 2013
Mizzou Arena
Columbia, Mo.

Keion Bell scored a game-high 24 points as No. 17 Missouri defeated Auburn 91-77 in Mizzou Arena. Frankie Sullivan scored 12 points to lead 11 different players to score for Auburn. Chris Denson and Rob Chubb both scored 10 points. Auburn held SEC Preseason Player of the Year Phil Pressey to just four points, but the senior added 10 assists. Five Missouri players scored in double figures. Auburn made a season-high 32 free throws on 36 attempts and tied its percentage mark at 88.9 percent. Missouri had back-to-back Earnest Ross 3-pointers to take a 13-7 lead, and a steal and a dunk by Chris Denson closed the Tigers to 18-15 with 9:42 left in the half. Auburn cut the deficit to a point two more times in the half. A fast break dunk by Bell widened Missouri's lead to 34-24 with 5:07 left. A Brian Greene Jr. trey cut the lead to 41-35, but Bell scored in transition to give Mizzou a 45-35 lead at the break. Sullivan came up with a steal and a slam to cut it to 49-41, but Missouri responded with a 13-1 run to take a 62-42 lead with 13:43 left. Mizzou led by as much as 82-60 with six minutes to play. Missouri outshot Auburn 54.5 percent to 35.8 percent.

Auburn	FG	3FG	FT	R	F	TP	A	T	B	S	M
Allen Payne, F	1-3	0-0	4-4	4	2	6	0	3	0	0	21
Rob Chubb, C	2-3	0-0	6-6	2	4	10	1	0	0	0	19
Chris Denson, G	3-8	1-2	3-6	3	2	10	1	1	0	2	25
Shaq Johnson, G	2-7	0-2	4-4	2	3	8	0	1	0	1	24
Frankie Sullivan, G	4-9	2-5	2-2	1	2	12	1	3	0	2	16
Asaunh Dixon-Tatum	2-5	0-0	4-4	3	5	8	1	0	1	0	21
Jordan Price	1-6	1-5	2-2	5	0	5	1	1	0	0	17
Josh Wallace	1-2	0-1	0-0	0	3	2	1	0	0	0	14
Brian Greene Jr.	2-5	2-3	3-4	2	3	9	3	2	0	0	24
Jordan Granger	0-2	0-1	4-4	4	2	4	0	1	0	0	14
Noel Johnson	1-3	1-3	0-0	0	3	0	0	0	0	0	5
Team	5										
Totals	19-53	7-22	32-36	31	26	77	9	12	1	5	200

FG%: 1st Half 9-28 .321, 2nd Half 10-25 .400, Game 19-53 .358;
3FG%: 1st Half 2-8 .250, 2nd Half 5-14 .357, Game 7-22 .318;
FT%: 1st Half 15-16 .938, 2nd Half 17-20 .850, Game 32-36 .889;
Deadball Rebounds: 4.

Missouri	FG	3FG	FT	R	F	TP	A	T	B	S	M
Laurence Bowers, F	5-9	0-1	2-3	3	3	12	0	1	1	0	20
Alex Oriakhi, F	3-6	0-0	5-7	6	2	11	0	0	0	0	24
Phil Pressey, G	1-2	1-2	1-2	3	3	4	10	3	0	1	28
Keion Bell, G	9-13	0-1	6-8	5	2	24	2	2	1	3	34
Jabari Brown, G	2-8	0-5	7-7	4	2	11	2	1	0	1	29
Tony Criswell	2-3	0-0	0-0	3	4	4	0	0	0	0	14
Corey Haith	0-0	0-0	0-2	0	0	0	0	0	0	0	1
Negus Webster-Chan	0-0	0-0	0-0	0	2	0	0	0	0	0	6
Danny Feldmann	0-0	0-0	0-0	0	0	0	0	1	0	0	1
Earnest Ross	8-12	5-6	2-2	2	2	23	1	2	0	3	30
Stefan Jankovic	0-1	0-1	0-0	0	0	0	0	0	0	0	3
Ryan Rosburg	0-1	0-0	2-2	2	3	2	2	1	1	0	10
Team	5										
Totals	30-55	6-16	25-33	33	23	91	17	11	3	8	200

FG%: 1st Half 15-29 .517, 2nd Half 15-26 .577, Game 30-55 .545;
3FG%: 1st Half 3-7 .429, 2nd Half 3-9 .333, Game 6-16 .375;
FT%: 1st Half 12-15 .800, 2nd Half 13-18 .722, Game 25-33 .758;
Deadball Rebounds: 3.

SCORE BY PERIODS	1	2	F	
Auburn (8-13, 2-6)	35	42	--	77
Missouri (16-5, 5-3)	45	46	--	91

OFFICIALS--Mike Nance, Tracy Woodson, John Healty
TECHNICAL FOULS--Shaquille Johnson, AU & Earnest Ross, MO (12:55, 2nd)
ATTENDANCE--12,313

• Game 22 •

Auburn 49, Alabama 37
February 6, 2013
Auburn Arena
Auburn Ala.

Josh Wallace and Allen Payne each scored 11 points and Auburn held Alabama to its fewest points in the 146-game series history in a 49-37 win in Auburn Arena. The Tigers turned a 13-point deficit into a 13-point lead. After hitting just three field goals in the first half, Auburn shot 57.1 percent in the second half as it outscored Alabama, 36-14. Trailing 23-13, Auburn opened the second half on a 20-3 run and held the Crimson Tide scoreless for 9:19. Josh Wallace gave the Tigers their first lead at 27-26 with a steal off an inbounds pass followed by a layup with 13:38 remaining. Alabama's 37 points were the fewest by an SEC opponent since Arkansas scored 37 on Jan. 11, 2003. With Heisman Trophy winner Cam Newton leading cheers in the student section, Auburn stretched its lead to 38-28 on a Chris Denson layup with 6:28 left. Wallace widened the lead to its largest on two free throws with 2:10 to go, 44-31. The Tigers missed their first nine shots as Alabama built a 9-0 lead. Auburn broke the scoreless drought on a Shaq Johnson layup seven minutes into the game. Auburn's second basket didn't come until the 8:59 mark when Jordan Price found Rob Chubb for an alley-oop layup. Two free throws by Payne closed the Tigers to 15-7 with 6:30 remaining before the break. Denson connected on a 3-pointer from the corner, then Frankie Sullivan hit two free throws to make it a 10-0 run for Auburn as it climbed to within 15-12 with under four minutes to play. The Crimson Tide closed with an 8-1 run to take a 23-13 halftime lead. Chubb totaled six points, seven rebounds and three blocks. Auburn had a 21-7 edge in points off turnovers. Rodney Cooper and Trevor Lacey both scored 11 points to lead Alabama.

Alabama	FG	3FG	FT	R	F	TP	A	T	B	S	M
Moussa Gueye, C	0-0	0-0	0-0	6	4	0	0	2	0	0	12
Trevor Lacey, G	3-8	0-3	0-0	5	6	1	2	0	1	26	
Trevor Releford, G	4-12	0-6	3-3	1	3	11	1	4	0	2	39
Levi Randolph, G	0-7	0-1	2-2	7	0	2	3	2	0	1	24
Rodney Cooper, G	4-10	2-5	1-2	7	4	11	1	3	0	0	35
Nick Jacobs	3-7	0-0	1-2	2	7	0	1	0	1	0	28
Andrew Steele	0-4	0-4	0-0	1	3	0	1	2	0	1	21
Devonta Pollard	0-1	0-0	0-0	4	1	0	0	0	0	2	14
Retin Obasohan	0-0	0-0	0-0	0	0	0	0	0	0	0	1
Team	2										
Totals	14-49	2-19	7-9	30	22	37	7	16	0	9	200

FG%: 1st Half 8-24 .333, 2nd Half 6-25 .240, Game 14-49 .286;
3FG%: 1st Half 1-7 .143, 2nd Half 1-12 .083, Game 2-19 .105;
FT%: 1st Half 6-7 .857, 2nd Half 1-2 .500, Game 7-9 .778;
Deadball Rebounds: 1.

Auburn	FG	3FG	FT	R	F	TP	A	T	B	S	M
Allen Payne, F	4-5	0-1	3-3	6	1	11	1	1	0	2	30
Jordan Granger, F	0-2	0-0	0-0	2	0	0	0	0	0	0	7
Rob Chubb, C	2-5	0-0	2-4	7	0	6	1	3	3	0	26
Josh Wallace, G	3-5	0-0	5-6	2	3	11	2	0	0	1	29
Frankie Sullivan, G	1-13	0-3	5-6	4	2	7	2	4	0	2	32
Asaunh Dixon-Tatum	0-1	0-0	0-0	5	3	0	2	0	1	1	14
Chris Denson	3-7	1-1	2-4	2	0	9	0	1	1	1	28
Shaquille Johnson	1-2	0-0	0-0	0	0	2	0	0	0	0	5
Jordan Price	0-1	0-1	0-0	1	0	0	1	0	0	0	9
Brian Greene Jr.	0-0	0-0	0-0	0	0	0	0	0	0	2	0
Jordan Granger	0-2	0-1	4-4	4	2	4	0	1	0	0	14
Noel Johnson	1-3	1-3	0-0	3	1	3	0	1	0	0	19
Team	3										
Totals	15-44	2-9	17-23	35	10	49	7	14	4	7	200

FG%: 1st Half 3-23 .130, 2nd Half 12-21 .571, Game 15-44 .341;
3FG%: 1st Half 1-6 .167, 2nd Half 1-3 .333, Game 2-9 .222;
FT%: 1st Half 6-8 .750, 2nd Half 11-15 .733, Game 17-23 .739;
Deadball Rebounds: 6.

SCORE BY PERIODS	1	2	F	
Alabama (14-8, 6-3)	23	14	--	37
Auburn (9-13, 3-6)	13	36	--	49

OFFICIALS--Antinio Petty, Michael Roberts, Roger Ayers
TECHNICAL FOULS--None
ATTENDANCE--7,502

• Game 23 •

Kentucky 72, Auburn 62
February 9, 2013
Rupp Arena
Lexington, Ky.

Chris Denson scored 15 points, Noel Johnson 12 on four 3-pointers and Shaquille Johnson 10 points for Auburn in a 72-62 loss at Kentucky in Rupp Arena. Kyle Wiltjer had 14 points for the Wildcats while Nerlens Noel added 10 points, 12 rebounds and one block. Auburn got off to a quick start with a pair of 3-pointers by Allen Payne and Noel Johnson and a Rob Chubb layup gave the Tigers a 10-6 lead 3:30 into the game. Kentucky answered with an 11-2 run to take a 20-14 lead with 10:31 left. A pair of Noel Johnson treys sandwiched between a Chubb free throw regained the lead for Auburn at 21-20 with 9:13. The Wildcats came right back with seven straight to go up 27-21. Sullivan's second 3-pointer with 26 seconds left closed the Tigers to within 37-31 at the half with 6-of-9 shooting from 3-point range after going 0-of-15 from 3 in the Jan. 19 loss to Kentucky in Auburn. The Tigers closed to within 41-38 on a Denson layup, but the Wildcats scored six straight for a 47-38 edge with 13:13 to play. The Cats extended it to 54-42 on a Wiltjer 3 at 10:30. Kentucky increased its lead to as much as 66-50 with 4:07 left, but the Tigers closed to within 10 but not any closer. The two teams shot nearly identical from the field, Auburn 22-of-51 (.431) and Kentucky 20-of-46 (.435). The Tigers went 7-of-13 from 3-point range while the Wildcats were 6-of-21 (.286). Kentucky had the edge at the foul line 26-of-38 to 11-of-17. The Wildcats outbounded the Tigers 35-29.

Auburn	FG	3FG	FT	R	F	TP	A	T	B	S	M
Allen Payne, F	2-5	1-1	0-1	2	5	0	0	0	0	0	17
Jordan Granger, F	0-0	0-0	0-0	1	0	0	0	0	0	0	4
Rob Chubb, C	3-5	0-0	1-2	5	7	0	0	0	0	0	17
Josh Wallace, G	1-6	0-0	1-2	3	4	3	4	3	0	1	34
Frankie Sullivan, G	3-9	2-3	0-0	7	3	8	3	2	0	1	24
Asaunh Dixon-Tatum	0-1	0-0	2-2	5	2	0	2	2	1	16	
Chris Denson	7-10	0-0	1-2	4	0	15	1	0	0	29	
Shaquille Johnson	2-5	0-1	6-8	5	2	10	1	1	0	23	
Jordan Price	0-2	0-1	0-0	1	3	0	0	0	0	8	
Noel Johnson	4-8	4-7	0-0	3	4	12	0	1	0	28	
Team	2										
Totals	22-51	7-13	11-17	29	62	9	9	2	3	200	

FG%: 1st Half 11-29 .379, 2nd Half 11-22 .500, Game 22-51 .431;
3FG%: 1st Half 6-9 .667, 2nd Half 1-4 .250, Game 7-13 .538;
FT%: 1st Half 3-5 .600, 2nd Half 8-12 .667, Game 11-17 .647;
Deadball Rebounds: 2.

Kentucky	FG	3FG	FT	R	F	TP	A	T	B	S	M
Nerlens Noel, F	1-2	0-0	8-13	12	2	10	1	2	1	1	32
Alex Poythress, F	3-5	0-1	2-2	2	4	8	2	2	0	1	27
Archie Goodwin, G	1-6	0-1	1-4	2	4	3	1	2	1	0	17
Ryan Harrow, G	3-6	1-3	5-6	1	3	12	1	0	2	0	26
Julius Mays, G	2-8	2-8	4-4	6	3	10	2	0	0	0	37
Jarrold Polson	1-3	1-2	0-0	3	1	3	2	1	0	1	20
Willie Cauley-Stein	5-5	0-0	2-5	4	3	12	1	0	0	0	19
Kyle Wiltjer	4-11	2-6	4-4	3	1	14	2	2	0	1	22
Team	2										
Totals	20-46	6-21	26-38	35	21	72	12	10	4	4	200

FG%: 1st Half 12-29 .414, 2nd Half 8-17 .471, Game 20-46 .435;
3FG%: 1st Half 4-14 .286, 2nd Half 2-7 .286, Game 6-21 .286;
FT%: 1st Half 9-14 .643, 2nd Half 17-24 .708, Game 26-38 .684;
Deadball Rebounds: 7.

SCORE BY PERIODS	1	2	F
Auburn (9-14, 3-7)	31	31	--
Kentucky (17-6, 8-2)	37	35	--

OFFICIALS--Tony Greene, Mark Whitehead, Steven Anderson
TECHNICAL FOULS--Jordan Granger, AU (ejected) & Archie Goodwin, UK (1:12, 1st)
ATTENDANCE--24,253 (c)

• Game 24 •

Arkansas 83, Auburn 75
February 13, 2013
Auburn Arena
Auburn Ala.

BJ Young scored 25 points and Marshawn Powell added 20 points and nine rebounds to lead Arkansas to an 83-75 victory over Auburn in Auburn Arena. Chris Denson scored 18 points with five assists to lead 10 Auburn scorers. Auburn took a 43-42 lead five minutes into the second half, but Arkansas used a 17-4 run fueled by 3-pointers on three consecutive possessions by Young, Powell and Mardracus Wade to take a 59-47 lead with 9:20 to go. The Tigers cut it to 61-56 on two free throws by Jordan Granger with seven minutes left. The Razorbacks widened their lead to 72-62 with 2:30 left. Shaq Johnson's 3-pointer cut the lead to 78-73 with 37.3 seconds left, but that is as close as Auburn would get. Arkansas went on an 11-4 run to take a 19-10 advantage with 12:30 remaining in the first half. The Razorbacks then went 6:38 without a field goal as Auburn moved to within 22-19 on a 9-2 run with 6:22 left. Noel Johnson sank a 3-pointer and Frankie Sullivan connected on two free throws as the Tigers tied the game at 24 with five minutes remaining. Josh Wallace tied the game again at 31 on a 3 with 2:25 to go, just his third trey of the season. Asaunh Dixon-Tatum followed up an Allen Payne miss with four seconds left to give Auburn a 35-33 halftime lead, the Tigers' first lead since it was 2-0. Arkansas had a 21-6 edge in points off turnovers as Auburn had 16 turnovers to Arkansas' 8. Sullivan finished with 11 points as Auburn's other double-digit scorer. Wade and Rickey Scott each scored 11 points for the Razorbacks.

Arkansas	FG	3FG	FT	R	F	TP	A	T	B	S	M
Coty Clarke, F	0-1	0-0	3-4	4	3	3	0	1	0	1	21
Marshawn Powell, F	7-11	2-2	4-6	9	4	20	3	0	2	1	33
Mardracus Wade, G	4-10	1-5	2-2	4	4	11	4	3	0	1	33
Rickey Scott, G	4-7	3-4	0-1	4	2	11	1	0	0	1	23
BJ Young, G	8-16	2-5	7-10	1	4	25	2	1	1	0	33
Rashad Madden	0-1	0-1	2-4	1	2	2	6	0	0	1	20
Anthlon Bell	0-1	0-1	0-0	1	0	0	0	0	0	0	2
Kikko Haydar	0-2	0-2	0-0	1	0	0	0	0	0	0	6
Hunter Mickelson	1-2	0-0	0-0	1	3	2	0	1	0	0	13
Jacorey Williams	2-4	1-1	0-0	0	0	5	0	0	0	0	7
Dee Wagner	0-0	0-0	0-0	0	0	0	1	0	0	0	3
Michael Qualls	1-3	0-0	2-2	3	2	4	0	1	0	0	16
Team	2										
Totals	27-58	9-21	20-29	31	24	83	16	8	3	5	200

FG%: 1st Half 11-29 .379, 2nd Half 16-29 .552, Game 27-58 .466;
3FG%: 1st Half 4-12 .333, 2nd Half 5-9 .556, Game 9-21 .429;
FT%: 1st Half 7-9 .778, 2nd Half 13-20 .650, Game 20-29 .690;
Deadball Rebounds: 5.

Auburn	FG	3FG	FT	R	F	TP	A	T	B	S	M
Allen Payne, F	3-10	1-3	1-2	5	4	8	1	2	0	1	30
Jordan Granger, F	1-1	0-0	3-4	1	2	5	0	0	0	1	11
Rob Chubb, C	2-8	0-0	0-0	8	4	4	0	5	1	0	17
Chris Denson, G	6-9	1-1	5-8	2	3	18	5	2	0	0	28
Josh Wallace, G	2-5	1-1	2-2	3	5	7	2	0	0	0	27
Asaunh Dixon-Tatum	2-3	0-0	1-2	3	1	5	0	1	3	1	15
Shaquille Johnson	3-3	2-2	1-2	2	2	9	1	1	0	0	17
Jordan Price	0-4	0-2	5-6	3	0	5	1	0	1	0	12
Frankie Sullivan	3-7	0-2	5-6	4	1	11	1	5	0	0	31
Noel Johnson	1-3	1-2	0-0	2	3	1	0	0	1	1	12
Team	5										
Totals	23-53	6-13	23-32	38	24	75	12	16	5	4	200

FG%: 1st Half 11-26 .423, 2nd Half 12-27 .444, Game 23-53 .434;
3FG%: 1st Half 2-6 .333, 2nd Half 4-7 .571, Game 6-13 .462;
FT%: 1st Half 11-12 .917, 2nd Half 12-20 .600, Game 23-32 .719;
Deadball Rebounds: 5.

SCORE BY PERIODS	1	2	F
Arkansas (15-9, 6-5)	33	50	--
Auburn (9-15, 3-8)	35	40	--

OFFICIALS--Pat Adams, Jim Burr, Mike Kitts
TECHNICAL FOULS--None
ATTENDANCE--5,783

• Game 25 •

#7 Florida 83, Auburn 52
February 16, 2013
Auburn Arena
Auburn Ala.

Mike Rosario scored 22 points and Michael Frazier added 18 points off the bench as seventh-ranked Florida defeated Auburn 83-52 in Auburn Arena. Florida used a 9-1 run to take a 13-3 lead over the first five minutes of play as the Tigers missed six of its first seven field goal attempts. Another 6-1 run by the Gators was capped with a three-point play for Mike Rosario and Florida led 25-10 with 9:34 remaining. Frankie Sullivan found a cutting Jordan Price for a layup, but Auburn still trailed 28-14 with seven minutes left. Florida then used a 10-3 rally to widen the Tigers' deficit to 43-22 with less than three minutes remaining before halftime. The Gators closed the half on a 17-5 run to take a 47-22 halftime lead. Florida picked up the second half where it left off in the first as it shot 54 percent from 3-point range (8-of-15) after halftime. The Gators led by as many as 36 in the second half. The Tigers shot 35.2 percent (19-of-54) for the game. Florida finished the game shooting 57.4 percent (31-of-54), including 15-of-30 from 3-point range. Chris Denson scored 13 points to lead Auburn while Price added 12 points off the bench.

Florida	FG	3FG	FT	R	F	TP	A	T	B	S	M
Erik Murphy, F	4-6	3-4	0-0	6	1	11	3	1	1	1	28
Patric Young, C	1-3	0-0	0-0	3	1	2	0	1	1	2	24
Kenny Boynton, G	5-11	4-9	2-2	5	1	16	4	0	0	1	33
Mike Rosario, G	9-14	2-6	2-3	2	1	22	5	2	0	2	32
Scottie Wilbekin, G	3-7	0-3	0-0	4	0	6	10	3	0	3	28
Jacob Kurtz	0-0	0-0	0-0	1	0	0	0	0	0	0	3
Braxton Ogbueze	0-1	0-0	2-4	2	1	2	0	0	0	0	8
Dillon Graham	0-2	0-1	0-0	0	0	0	0	0	1	0	4
Michael Frazier	6-7	6-7	0-0	3	1	18	0	0	0	0	22
Casey Prather	3-3	0-0	0-1	2	4	6	2	1	0	1	14
DeVon Walker	0-0	0-0	0-0	1	0	1	0	0	0	0	4
Team	2										
Totals	31-54	15-30	6-10	30	11	83	25	9	3	9	200

FG%: 1st Half 18-30 .600, 2nd Half 13-24 .542, Game 31-54 .574;
3FG%: 1st Half 7-15 .467, 2nd Half 8-15 .533, Game 15-30 .500;
FT%: 1st Half 4-6 .667, 2nd Half 2-4 .500, Game 6-10 .600;
Deadball Rebounds: 3.

Auburn	FG	3FG	FT	R	F	TP	A	T	B	S	M
Allen Payne, F	1-6	0-1	1-2	7	3	3	1	1	0	1	24
Rob Chubb, C	0-4	0-0	1-2	2	1	1	1	4	0	0	12
Chris Denson, G	5-8	0-0	3-4	1	1	13	1	1	0	1	25
Shaq Johnson, G	2-5	0-3	4-4	4	2	8	3	2	0	0	25
Josh Wallace, G	0-3	0-1	0-0	1	2	0	1	1	0	0	18
Asaunh Dixon-Tatum	0-2	0-0	0-0	3	0	0	0	0	0	2	13
Jordan Price	5-10	1-3	1-2	2	1	12	0	1	0	0	24
Frankie Sullivan	3-6	2-3	0-0	1	1	8	2	3	0	0	19
Brian Greene Jr.	1-4	0-2	0-0	1	2	0	0	0	0	0	13
Jordan Granger	1-3	0-0	0-0	2	1	2	0	1	0	1	15
Noel Johnson	1-3	1-3	0-0	1	1	3	0	0	0	1	12
Team	5										
Totals	19-54	4-16	10-14	30	15	52	9	14	2	4	200

FG%: 1st Half 8-23 .348, 2nd Half 11-31 .355, Game 19-54 .352;
3FG%: 1st Half 3-8 .375, 2nd Half 1-8 .125, Game 4-16 .250;
FT%: 1st Half 3-6 .500, 2nd Half 7-8 .875, Game 10-14 .714;
Deadball Rebounds: 3.

SCORE BY PERIODS	1	2	F
Florida (21-3, 11-1)	47	36	--
Auburn (9-16, 3-9)	22	30	--

OFFICIALS--Antonio Petty, Coach Evans, Tim Gattis
TECHNICAL FOULS--Patrick Tony Barbee, AU (6:05, 2nd)
ATTENDANCE--8,953

• Game 26 •

Texas A&M 65, Auburn 56
February 20, 2013
Auburn Arena
Auburn Ala.

Elston Turner scored 21 points on 4-of-9 shooting from 3-point range as Texas A&M defeated Auburn 65-56 in Auburn Arena. Auburn led 42-41 with 12:19 remaining, but Turner's 7-0 solo run gave the Aggies the lead for good. The Tigers closed to within two on three different occasions in the final six minutes, but each time Texas A&M answered with a basket. The Aggies shot 55 percent after halftime as Auburn hit just 26.7 percent of its attempts. The Tigers shot 50 percent in the first half and finished the night shooting 37.5 percent from the floor and 5-of-23 from 3. The Tigers jumped out to a 12-0 lead in the first six minutes as Texas A&M missed its first 13 field goal attempts. The Aggies finally got on the board with a three-point play by Turner with 13:51 left. A 10-2 run by Texas A&M cut Auburn's lead to 17-15. Texas A&M took its first lead on a layup by Alex Caruso, but Rob Chubb answered with a jumper and a 24-23 Auburn advantage with 2:12 to go. After losing the lead for the first time, Auburn responded with a 6-0 run to lead 28-23. The Aggies then sandwiched a Frankie Sullivan 3-pointer with a pair of treys of their own and Auburn led 31-29 at the break. Texas A&M opened the second half on a 6-0 run to take a 35-31 lead with 17 minutes remaining. The back and forth game continued with Auburn engineering a 7-2 run for a 38-37 lead with 13:39 to go. Turner went on a solo 7-0 run as the Aggies moved back on top 48-42 with 10 minutes left in the game. Allen Payne closed the gap to two on a pair of free throws with 3:16 left, but Texas A&M responded with a 6-1 run to stretch the Tigers' deficit back to its largest at 61-54 with only 27 seconds remaining. Payne scored 11 points to lead Auburn. Sullivan added seven points and six assists. Caruso added 14 points, eight assists and three steals for the Aggies.

Texas A&M	FG	3FG	FT	R	F	TP	A	T	B	S	M
Kourtney Roberson,F2-5	0-0	2-3	10	6	0	2	0	0	2	6	
Ray Turner, F	2-7	0-0	1-2	6	3	5	0	3	0	1	18
J'Mychal Reese,G 2-6	1-3	2-2	1	1	7	2	2	0	2	32	
Alex Caruso, G	6-11	0-3	2-4	4	3	14	8	1	1	3	37
Elston Turner, G	6-12	4-9	5-5	1	2	21	0	1	0	1	34
Andrew Young	3-4	0-0	0-0	1	0	6	1	0	0	0	13
Blake McDonald	0-0	0-0	0-0	0	0	0	0	0	0	0	8
Jordan Green	0-3	0-3	0-0	2	1	0	0	1	0	0	11
Jarod Jahns	1-2	0-1	4-4	4	3	6	1	1	1	0	21
Team			5								
Totals	22-50	5-19	16-20	34	13	65	1311	2	7	200	

FG%: 1st Half 11-30 .367, 2nd Half 11-20 .550, Game 22-50 .440;
3FG%: 1st Half 4-13 .308, 2nd Half 1-6 .167, Game 5-19 .263;
FT%: 1st Half 3-6 .500, 2nd Half 13-14 .929, Game 16-20 .800;
Deadball Rebounds: 2.

Auburn	FG	3FG	FT	R	F	TP	A	T	B	S	M
Allen Payne, F	4-7	1-3	2-2	2	3	11	0	3	0	0	26
Rob Chubb, C	3-8	0-0	3-4	3	2	9	1	0	3	0	27
Shaq Johnson, G	3-8	1-3	0-2	6	3	7	1	0	0	0	25
Josh Wallace, G	1-3	0-1	0-0	3	1	2	2	2	0	0	23
Frankie Sullivan,G 2-9	1-8	2-2	3	2	7	6	3	0	0	28	
Asaunh Dixon-Tatum 1-3	0-0	0-0	4	2	2	0	0	1	0	15	
Chris Denson	4-7	0-1	1-2	1	3	9	1	1	0	1	23
Jordan Price	3-6	2-5	1-2	1	2	9	0	0	0	15	
Brian Greene Jr.	0-5	0-2	0-0	1	0	0	0	0	1	6	
Jordon Granger	0-0	0-0	0-0	2	0	0	0	0	0	0	6
Noel Johnson	0-0	0-0	0-0	2	0	0	0	1	0	0	6
Team			5								
Totals	21-56	5-23	9-14	32	19	56	1110	4	2	200	

FG%: 1st Half 13-26 .500, 2nd Half 8-30 .267, Game 21-56 .375;
3FG%: 1st Half 3-10 .300, 2nd Half 2-13 .154, Game 5-23 .217;
FT%: 1st Half 2-6 .333, 2nd Half 7-8 .875, Game 9-14 .643;
Deadball Rebounds: 4.

SCORE BY PERIODS	1	2	F	
Texas A&M (16-10, 6-7)	29	36	--	65
Auburn (9-17, 3-10)	31	25	--	56

OFFICIALS--Joe Lindsay, Ted Valentine, James Barker
TECHNICAL FOULS--None
ATTENDANCE--5,322

• Game 27 •

Ole Miss 88, Auburn 55
February 23, 2013
C.M. "Tad" Smith Coliseum
Oxford, Miss.

Marshall Henderson came off the bench for the first time this season and scored 19 of his game-high 28 points in the first half with a school record-tying eight 3-pointers to lead Ole Miss to an 88-55 victory over Auburn in Tad Smith Coliseum. Shaquille Johnson scored a career-high 18 points to lead the Tigers. Henderson hit his first two 3-pointers to spark Ole Miss to a 15-6 lead just over five minutes into the game. The Tigers used a 6-1 run to get to within 16-12 after an Allen Payne steal and layin with 10:22 left. The Rebels scored 12 straight points to extend the lead to 28-15 on a Henderson's third trey at 6:14 and Henderson's fourth trey helped extend the lead to 35-18. Henderson's fifth trey of the half put Ole Miss up 44-25 as he finished with 19 first half points. The Rebels led 44-27 at the half. Ole Miss extended its lead to 60-36 just over 13 minutes to go and coasted from there. The lead grew to 68-38 with 9:40 left and then 84-52 on Henderson's school record tying eighth trey with 3:35 to go. Allen Payne added nine points, seven rebounds, two assists and two steals for the Tigers while Frankie Sullivan had nine points and three assists. Ole Miss outshot Auburn 54 percent to 39.3 percent from the floor and 13-of-25 (.520) to 3-of-18 (.167) from 3-point range. The Rebels were 21-of-26 from the foul line while the Tigers were 8-of-12 and out rebounded Auburn 38-22.

Auburn	FG	3FG	FT	R	F	TP	A	T	B	S	M
Allen Payne, F	4-8	0-2	1-1	7	2	9	2	2	0	2	27
A. Dixon-Tatum,C0-3	0-0	0-0	1	3	0	0	0	0	0	0	27
Shaq Johnson, G	7-11	0-3	4-6	4	1	18	2	0	0	1	33
Josh Wallace, G	0-1	0-1	0-2	0	5	0	1	2	0	2	20
Frankie Sullivan,G 4-9	1-3	0-0	1	0	9	3	3	0	0	30	
Chris Denson	0-1	0-0	0-0	0	0	0	0	0	0	0	3
Jordan Price	0-5	0-3	2-2	2	1	2	2	1	0	1	16
Brian Greene Jr.	3-7	2-4	0-0	1	2	8	0	1	0	1	17
Jordon Granger	1-1	0-0	0-0	0	0	2	0	0	0	0	4
Noel Johnson	0-4	0-2	0-0	0	2	0	0	1	0	0	13
Rob Chubb	3-6	0-0	1-1	4	3	7	1	1	0	1	28
Team			2								
Totals	22-56	3-18	8-12	22	20	55	1111	0	8	200	

FG%: 1st Half 11-26 .423, 2nd Half 11-30 .367, Game 22-56 .393;
3FG%: 1st Half 1-11 .091, 2nd Half 2-7 .286, Game 3-18 .167;
FT%: 1st Half 4-7 .571, 2nd Half 4-5 .800, Game 8-12 .667;
Deadball Rebounds: 3.

Ole Miss	FG	3FG	FT	R	F	TP	A	T	B	S	M
Reginald Buckner,F 3-4	0-0	2-4	4	1	8	1	1	2	1	32	
Murphy Holloway,F4-9	0-0	2-2	10	2	10	1	2	1	0	20	
LaDarius White,G 5-10	1-5	2-2	6	1	13	3	1	1	3	22	
Nick Williams, G	1-3	0-2	0-0	2	1	2	1	0	0	0	21
Jarvis Summers,G 2-3	2-3	3-4	1	2	9	6	3	0	0	25	
Martavious Newby 0-1	0-0	1-2	1	0	1	0	1	0	1	9	
Derrick Millinghaus 3-5	2-2	6-6	3	2	14	2	0	0	0	15	
Cade Peepor	0-0	0-0	0-0	0	0	0	0	1	0	0	1
Anthony Perez	0-1	0-1	0-0	2	2	0	0	3	0	1	12
Marshall Henderson 8-13	8-12	4-4	3	1	28	2	1	0	2	26	
Will Norman	0-0	0-0	0-0	0	0	0	0	0	0	0	2
Terry Brutus	1-1	0-0	1-2	6	0	3	2	1	0	1	15
Team			0								
Totals	27-50	13-25	21-26	38	12	88	1814	4	9	200	

FG%: 1st Half 12-24 .500, 2nd Half 15-26 .577, Game 27-50 .540;
3FG%: 1st Half 7-14 .500, 2nd Half 6-11 .545, Game 13-25 .520;
FT%: 1st Half 13-16 .813, 2nd Half 8-10 .800, Game 21-26 .808;
Deadball Rebounds: 3.

SCORE BY PERIODS	1	2	F	
Auburn (9-18, 3-11)	27	28	--	55
Ole Miss (20-7, 9-5)	44	44	--	88

OFFICIALS--Karl Hess, Lee Cassell, John Heatly
TECHNICAL FOULS--None
ATTENDANCE--7,275

• Game 28 •

Alabama 61, Auburn 43
February 26, 2013
Coleman Coliseum
Tuscaloosa, Ala.

Trevor Releford scored a game-high 21 points on 4-of-9 three-pointers and Nick Jacobs added 10 points and 10 rebounds to lead Alabama to a 61-43 victory over Auburn in Coleman Coliseum. Rob Chubb scored 13 points to lead the Tigers. Alabama bridged both halves with a 17-6 run to take a 32-19 lead with 16:35 remaining, and the Crimson Tide extended it to 48-27 on Releford's fourth trey of the game with 10:50 left. Chubb scored the game's first basket and then Alabama reeled off nine straight points to take a 9-2 lead four minutes into the game. The Tigers answered with a 9-2 run to cut the lead to 15-13 with 6:20 left. Auburn held Alabama scoreless for 7:29 to stay in the game before Releford's 3-pointer with 2:37 left in the half. The Tide scored six straight points and led 23-16 at the half as Chubb scored nine points on 4-of-6 field goals while the rest of the Tigers combined for seven points on 2-of-22 shots from the floor. Alabama outshot Auburn 39.3 percent to 30.0 percent from the floor. The Crimson Tide was 5-of-24 (.208) from 3-point range while the Tigers were 2-of-15 (.133). Alabama outrebounded Auburn 41-31. Chubb was 6-of-11 from the floor while the rest of the Tigers were 9-of-39 (.231).

Auburn	FG	3FG	FT	R	F	TP	A	T	B	S	M
Allen Payne, F	1-5	0-1	0-0	6	3	2	4	2	0	1	24
Rob Chubb, C	6-11	0-0	1-1	4	1	13	1	0	2	0	26
Shaq Johnson, G	2-5	0-2	2-3	1	2	6	1	3	0	0	26
Josh Wallace, G	0-2	0-0	0-0	1	3	0	0	0	0	0	18
Frankie Sullivan,G 1-9	1-7	3-4	5	2	6	1	3	0	2	27	
Asaunh Dixon-Tatum 1-2	0-0	3-4	2	1	5	0	0	3	1	12	
Chris Denson	0-5	0-0	2-2	4	0	2	1	2	0	2	26
Jordan Price	1-3	0-1	0-0	3	2	2	0	3	0	0	11
Brian Greene Jr.	1-3	1-1	0-0	0	1	3	2	0	0	0	14
Jordon Granger	0-0	0-0	0-0	1	0	0	0	1	0	0	4
Noel Johnson	2-5	0-3	0-0	2	3	4	1	1	0	0	12
Team			2			1					
Totals	15-50	2-15	11-14	31	19	43	1115	5	6	200	

FG%: 1st Half 6-28 .214, 2nd Half 9-22 .409, Game 15-50 .300;
3FG%: 1st Half 1-10 .100, 2nd Half 1-5 .200, Game 2-15 .133;
FT%: 1st Half 3-3 1.000, 2nd Half 8-11 .727, Game 11-14 .786;
Deadball Rebounds: 1.

Alabama	FG	3FG	FT	R	F	TP	A	T	B	S	M
Moussa Gueye, C	0-0	0-0	0-0	3	2	0	1	0	0	0	14
Trevor Lacey, G	3-11	1-7	5-6	3	3	12	2	0	1	3	25
Trevor Releford,G 7-13	4-9	3-4	3	0	21	2	2	0	2	32	
Levi Randolph, G	3-7	0-3	0-0	4	1	6	2	1	0	0	28
Rodney Cooper, G 1-5	0-0	0-1	6	2	2	1	1	0	1	1	27
Julian Goode	0-0	0-0	0-0	0	1	0	0	0	0	0	1
Nick Jacobs	5-7	0-0	0-0	10	4	10	0	1	2	1	25
Andrew Steele	0-1	0-1	0-0	1	1	0	2	1	0	0	11
Devonta Pollard	0-3	0-0	0-0	2	1	0	1	1	1	0	13
Keon Blackledge	0-1	0-1	0-0	0	0	0	0	0	0	0	1
Retin Obasohan	3-8	0-3	4-5	4	1	10	2	1	0	1	21
Isiah Wilson	0-0	0-0	0-0	0	0	0	0	0	0	0	1
Dakota Slaughter	0-0	0-0	0-0	0	0	0	0	0	0	0	1
Team			5			3					
Totals	22-56	5-24	12-16	41	16	61	1311	4	8	200	

FG%: 1st Half 9-28 .321, 2nd Half 13-28 .464, Game 22-56 .393;
3FG%: 1st Half 2-12 .167, 2nd Half 3-12 .250, Game 5-24 .208;
FT%: 1st Half 3-5 .600, 2nd Half 9-11 .818, Game 12-16 .750;
Deadball Rebounds: 3.

SCORE BY PERIODS	1	2	F	
Auburn (9-19, 3-12)	16	27	--	43
Alabama (19-9, 11-4)	23	38	--	61

OFFICIALS--Anthony Jordan, Ed Corbett, Karl Hess
TECHNICAL FOULS--A