



# AUSTIN PEAY GOVERNORS

## vs. VANDERBILT COMMODORES

Sept. 7, 2013 • 6:30 p.m. CDT  
Nashville, Tenn. • Vanderbilt Stadium (40,350)

### GAME 2 • 2013 FOOTBALL GAME NOTES

#### Schedule (0-1, 0-0 OVC)

##### AUGUST

31 at Tennessee (PPV) L, 0-45

##### SEPTEMBER

7 at Vanderbilt (CSS) 6:30 p.m.

14 at Chattanooga 5 p.m.

21 at Ohio 1 p.m.

28 Open

##### OCTOBER

5 at Eastern Kentucky • (OVCD) 3 p.m.

10 Eastern Illinois • (OVCD) 6 p.m.

19 at Murray State • (ESPN3) 2 p.m.

26 UT Martin • (HC) (OVCD) 4 p.m.

##### NOVEMBER

2 Jacksonville State • (OVCD) 1 p.m.

9 at Tennessee State • (OVCD) 2 p.m.

16 Southeast Missouri • (OVCD) 1 p.m.

23 at Tennessee Tech • (OVCD) 1:30 p.m.

- Ohio Valley Conference games

OVCD- OVC Digital Network

Home games in boldface. All times Central.

#### Governors Radio Network

WVRY 105.1 FM again is joined by WKFN 540 AM to serve as the Governors Sports Network in 2013-14. **David Loos**, who also handles play-by-play for Lady Govs basketball and color for the Govs, is in his 12th season as football play-by-play voice while **Van Stokes**, a veteran broadcaster with a diverse background adds the color. Govs Game Day will begin one hour before game time followed by the pre-game show 30 minutes prior to kickoff each week.

#### Television/Internet

APSU's first contest at Tennessee will be available on a Pay-Per-View basis. Tennessee customers can order the pay-per-view game on DISH Network, DirecTV and AT&T U-Verse channel 103, respectively. The APSU-Vanderbilt game, Sept. 7, will be televised by CSS while the Govs' Oct. 19 contest against Murray State will be presented online by ESPN3.

#### OVC Digital Network

All Ohio Valley Conference football games plus home non-conference contests will be televised in HD by the new OVC Digital Network. The OVC is excited to offer LIVE and on-demand streaming video and audio straight to your computer, tablet or smart phone. APSU's webcast is produced by APSU's Mass Communications department.

#### Govs Social Media

All things related to Austin Peay Athletics can be found on Twitter @LetsGoPeay and through Facebook at [www.facebook.com/apsugovs](http://www.facebook.com/apsugovs). For all your APSU athletics needs, be sure to visit [www.LetsGoPeay.com](http://www.LetsGoPeay.com)

#### WORTH NOTING

► After failing to play a Southeastern Conference team in its first 76 years of college football, Austin Peay will play an SEC team for a second time in as many weeks. After losing to Tennessee, 45-0, Saturday, the Governors now face Vanderbilt this Saturday.

► Austin Peay will play a school-record three FBS programs in 2013, including opening the season against a pair of SEC and BCS schools in Tennessee (Aug. 31) and Vanderbilt (Sept. 7). The Govs also will play at Ohio (Sept. 21).

► This will be the third straight season Austin Peay has opened with consecutive FBS opponents. In 2011, APSU played Cincinnati and Memphis in the opening two weeks. Last season, the Govs opened with Western Kentucky and Virginia Tech in the season's initial two weeks.

► This will be the 17th time Austin Peay has played an FBS team in school history. APSU is 1-15 in those matchups, the lone victory coming against Kansas State, 26-22, in 1987. Cincinnati was the Governors' first FBS team in 1985 and the FBS team (five times) they have played the most.

► The Governors open the season playing four straight non-conference road games—Tennessee (Aug. 31), Vanderbilt (Sept. 7), Chattanooga (Sept. 14) and Ohio (Sept. 21). After a week off, the Govs then will open Ohio Valley Conference play on the road at Eastern Kentucky, Oct. 5. The Govs' first home game will be Oct. 12 against Eastern Illinois.

► This is Austin Peay's 77th season of college football, including nine non-scholarship seasons (1997-2005).

► The Governors enter the contest with 17 straight road losses. Their last road victory came against Tennessee State, a 26-23 verdict, Sept. 18, 2010.

► Austin Peay has enjoyed only 18 winning seasons in 76 years of football and two winning seasons since the turn of the century—a 7-5 mark in 2002 as a non-scholarship program and a 7-4 record in 2007 in Rick Christophel's first season.

► APSU saw its scoring streak end at 84 games in the 45-0 loss to Tennessee. It was the first time the Govs have been shutout since returning to scholarship football in 2006. The previous time APSU was shutout came at Drake, 54-0, Sept. 24, 2005.



#### APSU VS. VANDERBILT: SETTING THE SCENE

The Series: First meeting

Last Meeting: N/A

Govs Captains: LB Craig Salley, DE Iosua Siliva, OT Gavin Willisson, RB Tim Phillips

The Govs rejoined the Ohio Valley Conference for football in 2007 after returning to scholarship football in 2006. The Govs finished tied for last in the OVC a year ago with a 1-6 league mark and 2-9 overall. The Govs are picked to finish last in 2013. This will not only be APSU's first contest against Vanderbilt but the second straight against a Southeastern Conference foe as well...Vanderbilt is coming off a 9-4 season, tying for the most victories since World War I. The Commodores also have appeared in back-to-back bowls for the first time in program history. Vandy opened the 2013 season with an excruciating 39-35 defeat at home against Ole Miss, Aug. 29, despite 10 catches for 178 yards by Biletnikoff Award candidate Jordan Matthews.

#### AUSTIN PEAY

2013 Record: 0-1, 0-0 OVC  
Last Game: Aug. 31, 2013 in Knoxville, Tenn. lost to Tennessee, 0-45  
Head Coach: Kirby Cannon  
Alma Mater: Missouri State (1981)  
APSU Record: 0-1 / first season  
Career Record: 35-87 / 11 seasons

Govs Pardon: Kirby Cannon became Austin Peay's 18th head coach in March. He came to APSU after serving three seasons as secondary coach at Central Michigan. Prior to that he spent 11 seasons as head coach at Missouri S&T.

#### VANDERBILT

2013 Record: 0-1/0-1 SEC East  
Last Game: Aug. 31, 2013 in Nashville, Tenn. lost to Ole Miss, 35-39  
Coach: James Franklin  
Alma Mater: East Stroudsburg (1995)  
VU Record: 15-12 / third season  
Career record: 15-12 / third season

Dore Drop: James Franklin was a Bear Bryant National Coach of the Year finalist after leading Vanderbilt to a 9-4 record in 2012 and back-to-back bowl appearances. The nine wins tied for the most Dore victories since World War I.



## Cannon Fodder

### KIRBY CANNON

#### Head Coach (First year)

Record: 0-1 0-0 OVC  
Overall: 35-87, 11 seasons



#### PLAYING CAREER:

Played four seasons (1977-80) for Missouri State (Southwest Missouri)

#### COACHING CAREER:

1983-1984	Iowa State University Graduate Assistant
1985-1988	North Central University Defensive Coordinator/Defensive Backs
1989-1992	Truman State University Defensive Backs/Recruiting Coordinator
1993-1994	Truman State University Defensive Coordinator/Defensive Backs/Recruiting Coordinator
1995-1996	Northern Michigan University Assistant Head Coach/Defensive Coordinator/Recruiting Coordinator
1997-1998	Western Illinois University Defensive Backs
1999-2009	Missouri S&T Head Coach (35-86)
2010-13	Central Michigan University Secondary
2013-	Austin Peay head coach

## APSU Pronunciation Guide


Leonard Amarrh	.....uh-mar
Elijah Annor	.....u-NORE
Zach Amis	..... same as Amos
Dontavious Brown	..... don-tay-vee-us
Reese Bulmash	..... bull-mash
Montez Carlton	..... mon-tez
Tyreon Clark	.....Ty-ree-on
Mikhail Creech	..... Mih-KAIL
Michael Dunphy	..... done-pee
Leron Eaddy	..... leh-RON EE-dee
Jamaar Embry	..... juh-MARR em-bree
Trevar Frizell	..... TREV-ur fruh-ZEL
Nii Lartey	..... nigh
Montrize Lillard	..... Mon-trays
Dustin McPhetridge	..... much-FET-ridge
Timarious Mitchell	..... tuh-MARE-ee-us
Deondre Moore	..... dee-ON-dre
Koelton Nunley	..... COLE-ton
Ean Pemberton	..... EE-un
EnRiques Perry	..... N-REEK-ays
Justin Robertson	..... RO-ber-son
Johnathan Shuler	..... shoo-lur
Iosua Siliva	..... Yo-SOO-uh Suh-LEE-vuh
Isaiah Tuisasosopo	..... too-ee-ahs-uh-so-po
Gavin Willisson	..... Will-uh-son

#### Coaches

Marcus Gildersleeve	.....gill-dur-sleeve
Jason Palermo	.....puh-lair-moe
Kyran Weaver	..... kie-ran

## OFFENSIVE NOTES

- ▶ Austin Peay led the OVC in fewest sacks allowed with just 10 in 11 games in 2012. In fact, that number was two better than Jacksonville State and UT Martin. However, in the season opener against Tennessee, the Governors permitted a pair of sacks.
- ▶ Austin Peay Player of the Game junior Darryl Clack made three catches for a career-high 80 yards against Tennessee, including a 35 yarder.
- ▶ After starting the contest 0-for-3 with an interception, junior quarterback Andrew Spivey completed eight consecutive passes, four coming in a drive that put the Govs inside the red zone for the first time in the second quarter. He finished the night 11 of 22 for 94 yards.
- ▶ Although he threw just four passes, completing two for 38 yards, redshirt sophomore Jacob Sexton led the Govs on a 14-play, 72-yard drive that ended in an interception at the Tennessee 16. Sexton finished the night second on the team in rushing with 25 yards on seven attempts.
- ▶ Although he didn't start, fifth-year senior Tim Phillips led the Govs in rushing with 38 yards on eight attempts against Tennessee. Bothered by an injury, Phillips' availability was a game-time decision.
- ▶ Senior offensive tackle Ben Stansfield was named Preseason All-OVC in a vote of league coaches and sports information directors.
- ▶ Senior running back Terrence Oliver totalled 669 yards combined rushing (341) and receiving (328) in 2012. His season included a 100-yard (nine catches) receiving game at OVC foe Eastern Kentucky. He



Preseason All-OVC Ben Stansfield



Senior running back Terrence Oliver

is the Govs' leading returning receiver with 38 2012 catches, finishing only behind departed senior Devin Stark (67).

- ▶ Senior Chris Hartman entered 2013 with 27 consecutive starts at guard but a freak weight-lifting accident late in the summer saw the veteran Gov go out with a surgery-necessitating back injury.
- ▶ Senior tackles Gavin Willisson and Ben Stansfield combined for 21 starts at their respective left and right tackle spots in 2012 (Willisson opened the season at left guard). Guard Nathan Sanders finished 2012 with four straight starts. Center Isaiah Tuisasosopo had a trio of starts at guard last season.
- ▶ Entering 2013, APSU quarterbacks had seven pass attempts between Jacob Sexton, Andrew Spivey and Timarious Mitchell. Sexton, the redshirt sophomore, had all the attempts and completions (2) for 31 yards and a TD.
- ▶ Starting quarterback Andrew Spivey transferred to Austin Peay from the College of San Francisco, where he threw for 3,014 yards while completing 224 of 386 passes, Both his brother Ben (San Jose State) and father Greg (Idaho) played Division I college football while his uncle Ted Connolly played guard in the NFL for the San Francisco 49ers.

▶ Senior running back Tim Phillips joined teammate Leron Eaddy and head coach Kirby Cannon in the move south from Central Michigan. The Louisville native, who once had 10 straight playoff 100-yard rush performance for Trinity High School, rushed for 289 career yards for the Chippewas during his FBS career.

## DEFENSIVE NOTES

- ▶ Playing in his first game as a Governor, fifth-year senior Leron Eaddy, a transfer from Central Michigan, tied with fellow safety Johnathan Shuler for the Governors' tackles lead with seven against Tennessee. Eaddy joined his former position coach, Kirby Cannon, at APSU after gaining his undergraduate degree in August.
- ▶ Making his first career start at linebacker, senior Josh Owens finished the Tennessee game with six tackles.
- ▶ Playing his first college game, walk-on defensive end Nii Lartey collected a pair of tackles for loss, totalling 12 yards against Tennessee. Lartey is a former prep teammate of running back of Ean Pemberton at Grayson High School in Loganville, Ga.



- ▶ Senior linebacker Craig Salley was credited with the Govs' first sack of 2013, that coming early in the fourth quarter of the game at Tennessee.
- ▶ Although all are not listed as starters on the 2013 depth chart, Austin Peay returns nine starters on defense from 2012. Only defensive end Earnest Smith, who tore an Achilles tendon during the summer, and cornerback Steven Ragin are not back this season.
- ▶ Austin Peay returned 10 of its top 11 tacklers (injured Earnest Smith being the 11th) from the 2012 season, including three Govs—linebacker Craig Salley (72), safety Steven Rich (68), safety Johnathan Shuler (66) and linebacker Josh Carroll (62)—with more than 50 tackles.



Defensive end Iosua Siliva

▶ Senior defensive end Iosua Siliva was named first-team All-OVC by Phil Steele Magazine Preseason College Football Preview.

▶ Senior defensive end Iosua Siliva was named to the Senior Bowl Watch List. The 6-5, 267-pound senior from Vailoa, America Samoa is one of four Ohio Valley Conference players to earn such distinction. The Senior Bowl's 2014 Watch List includes more than 400 players, with 110 roster spots to be filled to form the North and South squads for the all-star game. The game will be played, Saturday, Jan. 25, 2014, at Ladd-Peebles Stadium, in Mobile, Ala.

▶ Fifth-year senior defensive end Earnest Smith suffered a torn Achilles tendon during summer workouts and will miss the 2013 season. He led the Governors with 9.0 tackles for loss in 2012, including a team-best four sacks.

▶ Earnest Smith and sophomore

linebacker Adam Noble tied for the 2012 OVC lead in fumbles created (0.27 pg).

- ▶ 2012 tackle leader (72) Craig Salley came to APSU as a walk-on.
- ▶ When then-sophomore free safety Johnathan Shuler recorded 19 tackles against Southeast Missouri, Oct. 27, 2012, it was most the most stops by a Governor since Daniel Becker had 19 vs. Tennessee State, Sept. 15, 2007.
- ▶ Nose tackle Reese Bulmash doesn't gain a lot of notice playing his position but the senior from Marietta, Ga. (Sprayberry HS) is considered the defense's anchor. He has started 21 games during his career. He was a key reserve as a freshman in 2010 but moved into the starting lineup as a sophomore.
- ▶ Austin Peay redshirt sophomore defensive lineman John Houston Jr. may meet his cousin on the football field when the Governors play Vanderbilt. Senior Wesley Tate is a running back for the Commodores. His grandfather is the father of the late Reggie White, the former Tennessee and NFL star.
- ▶ Three returning Govs, safety Johnathan Shuler (19 vs. SEMO), Josh Carroll (15 vs. Murray State) and Craig Salley (11 vs. Tennessee State) tallied double-digit tackling performances in 2012.
- ▶ Reserve defensive lineman Preston Gilbreath is the half brother of former Alabama star linebacker Dont'a Hightower, currently a member of the New England Patriots after an All-America career for the Tide.

## SPECIAL TEAMS NOTES

- ▶ For a third straight season Ben Campbell is the Austin Peay punter. The Johnson City native displayed much improvement in 2012, averaging 38.7 yards per punt—more than a yard better than the previous season. He had 20 punts downed inside the 20-yard line with 17 boots being fair caught. In the season opener against Tennessee, Campbell averaged 45.0 yards per punt, including a 51 yarder.
- ▶ Junior Walter Spears and freshman Chase Dunlap conducted a fall battle for the place-kicking job. Spears missed (31 yards) his long field-goal attempt versus Tennessee.
- ▶ Redshirt freshman Evan Toby, of Maryville, serves as APSU's kickoff specialist. Toby came to APSU a year ago from prep powerhouse Maryville High School.
- ▶ Senior Michael Dunphy serve as APSU's long snapper for a second straight season. A Long Beach, Calif., native via Franklin, Tenn., Dunphy will be backed up by freshman Reed Montgomery, from Bardstown, Ky.

## APSU By The Numbers

<b>3</b>	How many FCS teams, including Austin Peay, that are playing three FBS teams in 2013.
<b>14</b>	Number of consecutive games Austin Peay has lost to FBS teams.
<b>67</b>	Age of Governors Stadium, APSU's home, which will undergo \$16.9 million of renovations at season's end.
<b>10</b>	Number of OVC-low sacks the Governors allowed in 2012.
<b>18</b>	How many head coaches that have coached at APSU in its 77-year history as a program.
<b>2</b>	Number of Capital One Academic All-District selections (Ben Stansfield, Iosua Siliva) that the Govs return for 2013.
<b>5</b>	Number of consecutive road games the Govs endure before playing their first home game vs. Eastern Illinois, Oct. 10.

## Tale of the Tape

### Average Height/Weight of Starters

OFFENSE		
APSU	Position	VU
6-3/188	Wide Receiver	6-2.5/199
6-3/195	Quarterback	6-1/215
5-7/177	Running Back	6-1/224
N/A	Fullback	6-3/245
6-4/287	Offensive Line	6-4/295
6-4/230	Tight End	6-5/255
DEFENSE		
APSU	Position	VU
6-5/241.5	Defensive End	6-4/251
6-0.5/275	Defensive Tackle/Nose	6-3/309
5-11/219	Linebackers	6-2/228
5-10/179	Defensive Backs	5-11/197

## APSU 1000-Yard Rushers

Player (Year)	Att	Yds
Jay Bailey (2002)	319	1687
Chris Fletcher (2006)	255	1401
Chris Fletcher (2007)	251	1343
Ryan White (2011)	236	1100
Floyd Jones (1981)	134	1093
Ryan White (2009)	230	1081
John Ogles (1966)	247	1054
Mike Lewis (1986)	209	1032
John Ogles (1965)	212	1017

## OVC Preseason Poll

The 2013 Preseason Poll as voted by the conference's coaches and sports information directors:

PL	Team (1st-place votes)	Points
1.	Eastern Illinois (12)	122
2.	Eastern Kentucky (4)	114
3.	Tennessee State (2)	90
4.	Jacksonville State	87
5.	UT Martin	78
6.	Murray State	53
	Tennessee Tech	53
8.	Southeast Missouri	35
9.	Austin Peay	16

(first place votes in parenthesis)



## Top 2013 Single-Game Efforts

### TOP RUSHING EFFORTS

Player (Opponent)	Att	Yds	TD
Tim Phillips (UT)	8	38	0
Jacob Sexton (UT)	7	25	0

### BEST PASSING PERFORMANCES

Player (Opponent)	PA	CP	Int	Yd	TD
Andrew Spivey (UT)	22	11	1	94	0
Jacob Sexton (UT)	4	2	1	38	0

### TOP RECEIVING PERFORMANCES

Player (Opponent)	Rec	Yds	TD
Darryl Clack (UT)	3	80	0
Javier Booker (UT)	3	20	0
Rashaan Coleman (UT)	3	20	0

### TOP TACKLERS

Player (Opponent)	UT	Ast	Tot
Leron Eaddy (UT)	4	3	7
Johnathan Shuler (UT)	2	5	7
Josh Owens (UT)	3	3	6
Nii Lartey (UT)	2	4	6
Tyreon Clark (UT)	4	1	

### TACKLES FOR LOSS

Player (Opponent)	TFL	Yds
Nii Lartey (UT)	2.0	12

## Daily Media Availability

**Monday:** Head coach Kirby Cannon is available for interview at pre-arranged times.

**Tuesday:** Head Coach Kirby Cannon is available for interview during the OVC conference call. Coach Christophel and pre-arranged requested players will be available prior to practice. Topics for those player interviews will be made available in advance of the interviews.

**Wednesday:** Head Coach Kirby Cannon and pre-arranged requested players will be available prior to practice. Topics for those player interviews will be made available in advance of the interviews.

**Thursday:** Head Coach Kirby Cannon and pre-arranged requested players will be available prior to practice. Topics for those player interviews will be made available in advance of the interviews.

**Friday and Sunday:** No availability.

**Saturday:** Post-game availability only. Members of the APSU Athletics Media Relations staff will bring requested players to a designated area outside the dressing room. Coach Christophel will be available to the media after his post-game radio interview.

**Austin Peay's locker room, home and away, is closed at all times to the media.**

## Sergeant York Trophy Contests

Sept. 21—Tennessee State at Tennessee Tech  
 Oct. 10—UT Martin at Tennessee Tech  
 Oct. 19—Tennessee State at UT Martin  
 Oct. 26—UT Martin at Austin Peay  
 Nov. 9—Austin Peay at Tennessee State  
 Nov. 23—Austin Peay at Tennessee Tech

► A year ago, placekicking candidate Walter Spears not only served as APSU's backup punter, he also was the holder for Stephen Stansell and the backup deep snapper for Michael Dunphy.

## ODDS AND ENDS.....

### LARGEST CROWD

The announced attendance of 97,169 at Tennessee, Saturday, was the largest crowd in which an Austin Peay football team has played in front. The previous largest was 77,224 at Camp Randall when the Govs played Wisconsin, Sept. 25, 2010.

### 77TH SEASON

This is the 77th season of football competition for the Govs. APSU played its 700th game 2007 and played its 777th game in the 2013 opener. They own a 276-485-16 record.

### CAPTAINS SELECTED

The 2013 Governors voted on team captains after summer camp closed. A trio of four-year seniors and a newcomer were selected: Linebacker Craig Salley, who came to APSU as a walk-on four seasons ago; defensive end Iosua Siliva; offensive tackle Gavin Willisson and running back Tim Phillips, who transferred to APSU this summer after playing his first three seasons at Central Michigan.

### LEADERSHIP COUNCIL

New APSU coach Kirby Cannon established a player leadership council for the 2013 season. That group—two players from each class—will serve as a liaison between the players and the coaching staff. The three upper class members—seniors Tyreon Clark and Ben Stansfield, juniors Steven Rich and Darryl Clack and sophomores Corey Teague and Mikhail Creech—were selected by the coaching staff. The freshmen members—wide receiver Rashaan Coleman and cornerback Roderick Owens—were chosen by their fellow freshmen.

### ACADEMIC HONOREES

Senior offensive tackle Ben Stansfield and senior defensive tackle Iosua Siliva were selected to the Capital One Academic All-District team. A psychology major, Stansfield has a 4.0 grade-point average while Siliva, an agriculture-sustainable development major, has a 3.92 GPA.

### TENNESSEE PRIDE

Of the 89-man roster, 61 of the Governors are from Tennessee, including four from Clarksville.

### SAMOAN SENSATIONS

Defensive lineman Iosua Siliva, of Vaioa, America Samoa, has been a stalwart up front in his first three seasons, starting much of 2010 and all the last two seasons (he began 2012 at defensive tackle before returning to his familiar end spot in the season's second half). In 2011, the Govs returned to the island to recruit Isaiah Tuiaosopo, from Pago Pago, American Samoa. Tuiaosopo is a member of the legendary Tuiaosopo famous family that also has produced three former NFL players (Manu, Marques and Zach) and one major league baseball outfielder (Matt). After playing one season on the defensive line, Tuiaosopo was shifted to offensive line in 2012 and he has started both at guard and center for the Govs.

### BONNIE SLOAN DAY

Hendersonville declared Aug. 25 as Bonnie Sloan Day and recognized the former Govs football star at the town city hall. Sloan came to APSU in 1969 and became a two-time All-OVC player who later (1981) was inducted into APSU's Athletic Hall of Fame. After a superb college career, Sloan played for the St. Louis Cardinals and New Orleans Saints, becoming the first legally deaf individual to play in the NFL. The NFF Middle Tennessee chapter established the Bonnie Sloan Courage Award, with its namesake receiving the first honor. It is annually presented to the person who exemplifies outstanding courage during his or her careers. This past spring, Govs' defensive lineman Preston Gilbreath, who, like Sloan, is hearing impaired was presented the award at the chapter's annual banquet.

### IN-STATE RIVALRIES HAVE MEANING

Representatives from the Nashville Sports Council and the Ohio Valley Conference announced in 2007 the creation of the Sergeant York Trophy, which goes to the winner of the quadrangular season football series between the four OVC member schools located in the



in



## 2013 NCAA Rankings...Team

<b>3RD DOWN CONVERSION</b>	
89.	0.167
<b>3RD DOWN CONVERSION (DEFENSE)</b>	
86.	0.636
<b>4TH DOWN CONVERSION</b>	
1.	1.000
<b>FEWEST PENALTIES PER GAME</b>	
66.	9.0
<b>FEWEST PENALTY YARDS PER GAME</b>	
81.	85.0
<b>FIRST DOWN DEFENSE</b>	
89.	30.0
<b>FIRST DOWNS OFFENSE</b>	
87.	11.0
<b>FUMBLES LOST</b>	
1.	0.0
<b>FUMBLES RECOVERED</b>	
21.	1.0
<b>KICKOFF RETURNS DEFENSE</b>	
94.	58.0
<b>KICKOFF RETURNS</b>	
38.	28.17
<b>NET PUNTING</b>	
23.	40.14
<b>PASSES HAD INTERCEPTED</b>	
66.	2.0
<b>PASSING OFFENSE</b>	
77.	132.0
<b>PASSING YARDS ALLOWED</b>	
23.	132.0
<b>PUNT RETURN DEFENSE</b>	
75.	10.50
<b>PUNT RETURNS</b>	
68.	-3.0
<b>RED ZONE DEFENSE</b>	
41	1.0
<b>RUSHING DEFENSE</b>	
85.	315.0
<b>RUSHING OFFENSE</b>	
81.	79.0
<b>SCORING DEFENSE</b>	
76.	45.0
<b>PASS SACKS</b>	
44.	1.0
<b>PASSING EFFICIENCY</b>	
86.	77.26
<b>PASSING EFFICIENCY DEFENSE</b>	
84.	171.4
<b>TACKLES FOR LOSS</b>	
35.	6.0
<b>TIME OF POSSESSION</b>	
52.	29:00
<b>TOTAL DEFENSE</b>	
68.	447.0
<b>TOTAL OFFENSE</b>	
89.	211.0
<b>TURNOVER MARGIN</b>	
58.	-1.0
<b>TURNOVER GAINED</b>	
50.	1
<b>TURNOVER LOST</b>	
42.	2



state of Tennessee – Austin Peay, UT Martin, Tennessee State and Tennessee Tech. The award is only the second traveling trophy involving more than two teams in college sports. The other is the Commander-in-Chief's Trophy which has been contested between Air Force, Army and Navy annually since 1972. In 2008, APSU and Tennessee State tied for the Sgt. York Trophy with 2-1 records, respectively. However, TSU was awarded the trophy because they beat the Govs head to head. TSU (3-0) also won it in 2008. Tennessee Tech (3-0) was a first-time winner of the trophy in 2009 as UT Martin likewise was in 2010. Tennessee Tech and Tennessee State tied for it in 2011, but TSU was awarded the trophy due to a tiebreaker. APSU remains the only competing team to not have officially won the trophy.

## RECONSTRUCTION BEGINS WHEN LAST WHISTLE BLOWS

The 2013 season will be the final campaign for Austin Peay in Governors Stadium in its current configuration. As soon as the season ends, APSU will begin a \$16.9 million renovations project for the 67-year-old Governors Stadium, with Phase I, including new locker rooms, club-level seating and skyboxes, is expected to be completed for the 2014 season.

## THE OHIO VALLEY CONFERENCE...

### OVC TELECONFERENCE

The nine OVC coaches are featured on a weekly teleconference each Tuesday at 10 a.m. (CT) during the regular season. APSU coach Kirby Cannon will be available from 10:35 -10:42 a.m. of the teleconference. For information on how to access the call, please contact Kyle Schwartz in the OVC Office (615-371-1698 or kschwartz@ovc.org).

### 66TH OVC SEASON

The 66th season of Ohio Valley Conference football got underway Thursday, Aug. 29. The OVC is made up of nine football-playing schools in 2013. Since its beginning, 15 of the 18 total schools that have played football in the league have claimed at least one championship.

### SEVENTH SEASON BACK IN OVC

This is Austin Peay's seventh year back in the Ohio Valley Conference. Members of the OVC from 1963 to 1996, APSU, citing financial concerns, became a non-scholarship program in 1997. The Govs then joined the non-scholarship Pioneer Football League from 2001-05. However, in Fall 2004, then-APSU President Sherry Hoppe announced Austin Peay would investigate returning to scholarship football. Six months later it was announced APSU would return to scholarship football in 2006 while rejoining the OVC in 2007. APSU posted a 3-8 record in 2006 in its return to scholarship football before recording a 7-4 record in 2007, including a 5-3 mark in the OVC. APSU slipped back to 2-9 overall and 2-6 in the OVC in 2008 before going 4-7 overall and 3-5 in 2009. They have not won more than three games the last three seasons, including a 2-9 mark a year ago, including 1-7 in the OVC.

### GOVS PICKED NINTH

For the first time since 2007, Eastern Illinois has been picked the favorite in the OVC football race. The defending champions picked up 12 of 18 first-place votes in the 2013 poll which is a vote of league head coaches and sports information directors. Eastern Illinois totaled 122 points to top the poll. Eastern Kentucky picked up four first-place votes and was

second with 114 points while Tennessee State picked up the final two first-place nods and was third with 90 points. Jacksonville State was picked fourth (87 points) and was followed closely by UT Martin (78). Murray State and Tennessee Tech each received 53 points to tie for sixth and while Southeast Missouri (35) and Austin Peay (16) rounded out the poll.

### REMEMBER...IT'S THE FCS, NOT I-AA

Beginning with the 2006 National Championship, the NCAA dropped the I-A/I-AA nomenclature that defined college athletics for the previous 25 years. The divisions are now



## 2013 NCAA Rankings...Individual

<b>FORCED FUMBLES</b>	
1. Buddy Mitchell	1.0
<b>FUMBLES RECOVERED</b>	
4. Jake Ryan	1.0
<b>KICKOFF RETURNS</b>	
18. Montez Carlton	25.0
47. Tim Mitchell	20.0
<b>PASS SACKS</b>	
18. Craig Salley	1.0
<b>PUNTING</b>	
14. Ben Campbell	45.0
<b>RECEIVING YARDS PER GAME</b>	
49. Darryl Clack	80.0
<b>TACKLES FOR LOSS</b>	
17. Nii Lartey	2.0

# AUSTIN PEAY'S 2013 STARTING LINEUPS

## OFFENSE

OPPONENT	WR	LT	LG	C	RG	RT	TE/HB	QB	RB	WR/FB/HB	WR
@UT	Clack	Willisson	Sanders	T. Williams	McDaniel	Stansfield	Rowan	Spivey	Oliver	Booker	Johnson
@ VU											
@UTC											
@OHIO											
@EKU											
EIU											
@MUR											
UTM											
JSU											
@TSU											
SEMO											
@TTU											

## DEFENSE

OPPONENT	DE	DT	NT	DE	MLB	SLB	CB	FS	SS	WS	CB
@UT	Siliva	Goines	Bulmash	Teague	Salley	Owens	Carlton	Shuler	Clark	Perry	Mitchell
@ VU											
@UTC											
@OHIO											
@EKU											
EIU											
@MUR											
UTM											
JSU											
@TSU											
SEMO											
@TTU											

## Assistant Coaches

Granville Eastman (Saint Mary's (Halifax, Nova Scotia), 1992), assistant head coach/defensive coordinator/secondary

Marcus Gildersleeve (Virginia Tech, 2000), offensive coordinator/running backs

Pat Donohoe (Wayne State, 1976), defensive line

John David Sellers (Austin Peay, 2010), quarterbacks/director of operations

Jason Palermo (Wisconsin, 2005), offensive line

Josh Richards (Central Methodist, 1997), wide receivers

Kyran Weaver (Missouri S&T, 2006), linebackers

James Hite (Austin Peay, 1969), tight ends

Seth Blackmore (Austin Peay, 2009), assistant director of operations

Brandon Jordan (Missouri S&T, 2009), graduate assistant offensive line and tight ends

Braden Layer (Denison, 2013), graduate assistant secondary

## 2013 OVC Standings

School	OVC		Overall	
	W-L	Pct.	W-L	Pct.
Eastern Illinois	0-0	.000	1-0	1.000
Eastern Kentucky	0-0	.000	1-0	1.000
UT Martin	0-0	.000	1-0	1.000
Jacksonville State	0-0	.000	1-0	1.000
Tennessee Tech	0-0	.000	1-0	1.000
Tennessee State	0-0	.000	0-0	.000
Murray State	0-0	.000	0-1	.000
Southeast Missouri	0-0	.000	0-1	.000
Austin Peay	0-0	.000	0-1	.000

the Football Bowl Subdivision (FBS) and the Football Championship Subdivision (FCS). FCS is the only Division I football subdivision to host a NCAA-sponsored national championship. The FBS – formerly Division I-A – competes for the Bowl Championship Series national championship. The other difference? Teams that play at the FCS level can offer a maximum of 63 scholarships compared to the FBS' 85 scholarship limit. North Dakota State won the 2012 FCS title.

## FCS PLAYOFF EXPANSION

In 2010 the Football Championship Subdivision (FCS) playoff field expanded to 20 teams, up from 16 previously, and this year the field increases to 24 for the first time. The expansion in 2010 to 20 teams was the first since the field grew from 12 to 16 teams in 1997. The 24-team field is comprised of 11 automatic bids (up from 10) and 13 at-large berths (up from 10). Eight first round matchups (16 total teams) exist, while eight (8) teams receive a bye into the second round. For the fourth time in 2013, the championship game will be played in Frisco, Texas at FC Dallas Stadium, a 23,500-seat multipurpose stadium. The Southland Conference will serve as the host of the championship, which will be held Sat., Jan. 4, 2014.

## OVC TEAMS VERSUS FBS FOES

OVC schools will play 12 games against teams from the Football Bowl Subdivision (FBS) this season, three coming in the first weekend. Last Saturday, Eastern Illinois season dominated San Diego State, 40-19, to be one of eight FCS teams to claim victories against FBS opposition. Overall OVC teams are 20-161-1 all-time against FBS foes.

## THREE FBS FOES


Austin Peay is one of just three FCS teams to play three FBS foes this season. The Governors are only the second OVC team to play three FBS teams in a single season. Eastern Illinois played three (Central Michigan, Hawaii and Central Florida) in 1999.

## APSU All-Time vs. FBS

Year	W/L	Opponent	Score
1985	L	Cincinnati	9-31
1987	W	Kansas State	24-22
1987	L	Cincinnati	10-42
1988	L	Cincinnati	7-52
1988	L	Toledo	14-38
1990	L	Temple	0-28
1993	L	Cincinnati	10-42
1996	L	Arkansas State	0-24
2000	L	South Florida	0-59
2002	L	Troy	3-41
2010	L	Wisconsin	3-70
2011	L	Cincinnati	10-72
2011	L	Memphis	6-27
2012	L	Western Kentucky	10-49
2012	L	Virginia Tech	7-42
2013	L	Tennessee	0-45



# THE NEW GOVERNORS STADIUM



***Coming in 2014...***



***A new face  
on an old friend.***

# GOVS HEAD FOOTBALL COACH KIRBY CANNON



When Kirby Cannon was hired as Austin Peay's 18th head coach in March, he brought a deserved-reputation as a program builder.

Cannon's APSU arrival came after the Alexandria, Mo., native spent three seasons as secondary coach at Central Michigan, an FBS school, and was part of a rebuilding process that culminated last December with the Chippewas defeating Western Kentucky-their fourth straight win-in the Little Caesars Pizza Bowl in Detroit.

That victory culminated a stay for Cannon in Mt. Pleasant that came after fulfilling a longtime promise of working with former coaching cohort, Don Enos. Several members of that staff once coached together at Northern Michigan in the mid-1990s and vowed to come together if one was able to land a major college coaching position. Enos took over as Central Michigan head coach in 2010.

Prior to that, Cannon took over a nearly dormant Missouri S&T program (formerly known as Missouri-Rolla), in 1999 that had won seven games over the previous four seasons. The rebuilding effort took patience at the engineering school but the Miners recorded winning seasons in three of his last five seasons, including a 7-4 2005 record, marking the program's first winning campaign since 1985.

Cannon was named Independent Football Alliance Coach of the Year in 2005-a season that included a decisive victory against the Governors in Clarksville. When the Miners

came back with a 6-5 2006 record, including another victory against the Govs, it completed the first back-to-back winning seasons for the program since 1984-85.

Two seasons after Missouri S&T became a founding member of the Great Lakes Football Conference Cannon was named GLFC Coach of the Year in 2008 after leading the Miners a 7-4 overall mark and their first conference title since 1983.

While there, Cannon coached the program's first defensive back to earn All Mid-America Athletic Conference honors in more than a decade.

He also coached three players that earned Academic All-America honors along with 27 who earned academic all-district.

"Kirby has the reputation of building programs, both as a head coach and assistant throughout his career," then-APSU Athletics Director Dave Loos said. "More recently he did so as head coach at Rolla (Missouri S&T), where they had not had a winning team in years before he arrived, and then was part of a Central Michigan program the last three years that had to rebuild, with it ending with them gaining a bowl bid. Kirby understands how to build a program and will be able to build upon our existing foundation.

"He also has also has the reputation of being a man of great character. We look forward to him leading our football program."

The 2005 squad owned a quarterback who passed for 499 yards against the Governors and who went on to set several Miners records. The 2006 S&T club led Division II in passing and defeated three teams, including the Governors, from the NCAA 1-AA ranks. The 2008 team that won the GLFC led the league in total offense and ranked 12th nationally, averaging 449.5 yards per game. The Miners also ranked 13th nationally in scoring in 2008, averaging 37.1 points per game.

"Kirby has a proven track record of not being married to a system, he is someone who will coach to the talent he has," Loos said. "When we saw Rolla here (2005), he spread the field because he had a quarterback who could really throw the football. He also has had teams that have been able to run the football quite well."

Cannon is a 1981 graduate of Missouri State, with a bachelor's of science degree in physical education, Cannon played quarterback for the Bears but starred on the mound in baseball, being inducted into the school's Athletics Hall of Fame in 2011.

But Cannon's coaching career all has been on the gridiron. After spending 1983-84 in the high school ranks (Ozark High School) in southwest Missouri, he began his college coaching career as a graduate assistant at Iowa State in 1983. He was at Iowa State two seasons before being named defensive coordinator at North Central College (Ill.) in 1985. He also coached the defensive backs at North Central from 1985-88.

Cannon moved to Northeast Missouri (now Truman State) in 1989, where he served as the defensive backs coach and recruiting coordinator for four seasons. The duties of defensive coordinator were added for the 1993 and 1994 campaigns.. Northeast Missouri qualified for three Division II playoffs berths during his six seasons.

In 1995, Cannon was named assistant head coach, defensive coordinator and recruiting coordinator at Northern Michigan. He

## CANNON BALLS

- **A two-sport standout at Missouri State, Cannon played quarterback for the Bears (1976-79) while also serving as the ace pitcher for a team that advanced to the Division II World Series.**
- **Cannon was inducted into the Missouri State Athletics Hall of Fame in Feb. 2011.**
- **When Cannon led then-Missouri-Rolla to a 7-4 mark in 2005 it was the Miners first winning season since 1985.**
- **Cannon was chosen Great Lakes Football Conference Coach of the Year in 2008.**



worked directly with the defensive backs both seasons, and he served on the same staff as Enos in 1996. Northern Michigan finished 7-3 in both 1995 and 1996.

Cannon spent the 1997-98 seasons coaching defensive backs at Western Illinois. He helped lead the program to back-to-back Gateway Conference championships and a berth in the 1998 Division I-AA national semifinals. Western Illinois finished both the 1997 and 1998 seasons ranked in the top three nationally in the Division I-AA polls. From there, he returned to his home state to gain his first college head coaching position in Rolla.

Cannon and his wife, Lisa, are the parents of one son, Josh, who is a member of the Governors basketball team.



## CAREER PASS ATTEMPTS

R.	No.	Player	Season
1.	1063	Jesse KELLOGG	2001-05
2.	955	Jake RYAN	2008-12
3.	838	Brian BAKER	1998-01
4.	609	Randy CHRISTOPHEL	1975-78
5.	507	Dennis DYER	1967-69

## CAREER PASS COMPLETIONS

R.	No.	Player	Season
1.	504	Jesse KELLOGG	2001-05
2.	497	Jake RYAN	2008-12
3.	488	Brian BAKER	1998-01
4.	291	Ra CHRISTOPHEL	1975-78
5.	286	Mark CUNNINGHAM	2004-07

## CAREER PASSING YARDS

R.	No.	Player	Season
1.	5587	Brian BAKER	1998-01
2.	5353	Jesse KELLOGG	2001-05
3.	5295	Jake RYAN	2008-12
4.	3241	Randy CHRISTOPHEL	1975-78
5.	3235	Mark CUNNINGHAM	2004-07

## CAREER PASSING TDS

R.	No.	Player	Season
1.	48	Brian BAKER	1998-01
2.	38	Jake RYAN	2008-12
3.	26	Jesse KELLOGG	2001-05
4.	24	Dennis DYER	1967-69
5.	20	Mark CUNNINGHAM	2004-07

## CAREER RECEPTIONS

R.	No.	Player	Season
1.	232	Harold ROBERTS	1967-70
2.	155	Lanis FREDERICK	2005-08
3.	150	Michael FARRELL	1998-01
4.	142	Mike LEWIS	1985-86,86-87,89
	142	Devin STARK	2009-12

## CAREER RECEIVING YARDS

R.	Yds.	Player	Season
1.	2999	Harold ROBERTS	1967-70
2.	2369	Michael FARRELL	1998-01
3.	2227	Lanis FREDERICK	2005-08
4.	1921	Pat CURRAN	2000-04
5.	1837	Steve PUTHOFF	1977-80
6.	1706	Devin STARK	2009-12

## CAREER RUSHING YARDS

R.	Yds.	Player	Season
1.	4688	Chris FLETCHER	2004-07
2.	3550	Ryan WHITE	2007-11
3.	2992	Jay BAILEY	2000-02
4.	2932	John OGLES	1963-66
5.	2563	Mike LEWIS	1985-86,86-87,89
6.	2035	Jody SMITH	1990-93
7.	2014	Jacob DICKSON	1994-96

## TOTALS OFFENSE

R.	Yds.	Player	Season
1.	5421	Brian BAKER	1998-01
2.	5254	Jesse KELLOGG	2001-05
3.	5074	Jake RYAN	2008-12

## CAREER SCORING

R.	Pts.	Player	Season
1.	270	Chris FLETCHER	2004-07
2.	203	Stephen STANSELL	2009-12
3.	192	Jay BAILEY	2000-02
4.	186	Harold ROBERTS	1967-70

## THE SPORTS NETWORK FCS TOP 25 POLL

TEAM (FIRST-PLACE VOTES)	RECORD	POINTS	PREVRANK
1. North Dakota State Bison (127)	14-1	3340	1
2. Montana State Bobcats (1)	11-2	3079	5
3. Sam Houston State Bearkats (5)	11-4	2941	2
4. Eastern Washington Eagles	11-3	2873	4
5. Villanova Wildcats	8-4	2334	15
6. South Dakota State Jackrabbits	9-4	2268	14
7. Central Arkansas Bears	9-3	2244	10
8. Wofford Terriers	9-4	2089	7
9. Georgia Southern Eagles (1)	10-4	2002	3
10. New Hampshire Wildcats	8-4	1920	13
11. Towson Tigers	7-4	1871	17
12. Appalachian State Mountaineers	8-4	1696	9
13. Illinois State Redbirds	9-4	1657	8
14. Cal Poly Mustangs	9-3	1646	12
15. Richmond Spiders	8-3	1384	18
16. Stony Brook Seawolves	10-3	1178	11
17. Northern Iowa Panthers	5-6	1106	NR
18. Northern Arizona Lumberjacks	8-3	988	20
19. James Madison Dukes	7-4	964	19
20. Montana Grizzlies	5-6	813	NR
21. Eastern Illinois Panthers	7-5	686	NR
22. Lehigh Mountain Hawks	10-1	587	16
23. Bethune-Cookman Wildcats	9-3	514	22
24. Chattanooga Mocs	6-5	505	NR
25. Coastal Carolina Chanticleers	8-5	489	24

Others receiving votes: **Eastern Kentucky 468**, Youngstown State 463, Arkansas-Pine Bluff 174, Colgate 174, **Tennessee State 151**, Wagner 140, Delaware 130, The Citadel 100, Indiana State 90, Penn 57, McNeese State 46, Sacramento State 44, Samford 39, Southern Illinois 39, Harvard 35, South Carolina State 32, Southeastern Louisiana 30, **Tennessee-Martin 29**, Stephen F. Austin 17, San Diego 15, Albany 13, Liberty 12, Bucknell 11, Grambling State 8, North Carolina Central 8, **Tennessee Tech 6**, Jackson State 6, Furman 4, Alabama A&M 4, Alabama State 4, Alcorn State 4, William & Mary 4, **Jacksonville State 3**, Missouri State 3, Weber State 2, **Murray State 2**, Butler 2, Elon 2, Florida A&M 2, Northwestern State 1, Duquesne 1, Drake 1.

## THE FCS COACHES POLL TOP 25 POLL

TEAM (FIRST-PLACE VOTES)	RECORD	POINTS	PREV RANK
1. North Dakota State (23)	14-1	645	1
2. Montana State (1)	11-2	591	5
3. Eastern Washington	11-3	549	4
4. Sam Houston State (1)	11-4	534	2
5. Wofford	9-4	450	7
6. Central Arkansas	9-3	428	10
7. South Dakota State	9-4	410	17
8. New Hampshire	8-4	386	13
9. Villanova	8-4	381	16
10. Illinois State	9-4	379	9
11. Cal Poly	9-3	348	11
12. Towson	7-4	347	15
13. Stony Brook	10-3	326	12
14. Richmond	8-3	274	18
15. James Madison	7-4	235	21
16. Northern Iowa	5-6	218	NR
17. Lehigh	10-1	198	14
18. Northern Arizona	8-2	196	20
19. Eastern Kentucky (1)	8-3	188	19
20. Bethune-Cookman	9-3	159	23
21. Coastal Carolina	8-5	140	24
22. Montana	*6-2	135	NR
23. Eastern Illinois	7-5	120	25
24. Youngstown State	7-4	107	NR
25. Chattanooga	6-5	104	NR

Others receiving votes (points in parentheses): Wagner (87), Colgate (67), **Tennessee State (52)**, Harvard (48), Delaware (47), The Citadel (39), Liberty (39), Arkansas Pine-Bluff (35), Indiana State (27), Stephen F. Austin (19), McNeese State (16), Penn (13), Alcorn State (12), **Jacksonville State (11)**, Samford (10), Norfolk State (7), Alabama State (7), UC Davis (7), Southern Illinois (6), Maine (5), Albany (5), **Tennessee Tech (5)**, **UT Martin (4)**, Gardner Webb (4), Sacramento State (3), Hampton (3), San Diego (2), Jackson State (1), Missouri State (1), Brown (1)

\* Final 6 games of 2012 vacated



## THE LAST TIME: INDIVIDUAL

- The last Governor to rush the ball 30-39 times:** Ryan White (30), Tennessee Tech; Nov. 19, 2011
- The last Governor to rush the ball 40-49 times:** Jay Bailey, (47), at Kentucky Wesleyan; Oct. 19, 2002
- The last Governor to rush for more than 200 yards:** Ryan White (228 yards), Southeast Missouri; Oct. 10, 2009 (32 carries)
- The last Governor to rush between 175-199 yards:** Terrence Holt (176 yards), Eastern Kentucky; Oct. 24, 2009 (16 carries)
- The last Governor to rush for 100 yards or more:** Ean Pemberton (112 yards); Culver-Stockton, Nov. 3, 2012
- The last time two Governors rushed for 100 or more yards in the same game:** Terrence Holt (140 yards) and Ryan White (119 yards); Murray State, Nov. 13, 2010
- The last Governors to run 90 or more yards for a touchdown:** Jay Bailey (99 yards); at Valparaiso; Sept. 23, 2000
- The last Governor to run 80-89 yards for a touchdown:** Terrence Holt (80 yards); Eastern Kentucky; Oct. 24, 2009
- The last Governor to run 70-79 yards for a touchdown:** Terrence Holt (75 yards); Newberry, Sept. 5, 2009
- The last Governor to attempt 50 or more passes in a game:** Jake Ryan (61); at Jacksonville State; Nov. 10, 2012
- The last Governor to attempt 40-49 passes in a game:** Jake Ryan, (40); Murray State, Oct. 6, 2012
- The last Governor to attempt 34-39 passes in a game:** Jake Ryan, (38); Southeast Missouri, Oct. 27 2012
- The last Governor to complete 40 or more passes in a game:** Jake Ryan (40), at Jacksonville State, Nov. 10, 2012
- The last Governor to complete 30-39 passes in a game:** Brian Baker (32); Campbellsville, Aug. 30, 2001.
- The last Governor to complete 25-29 passes in a game:** Jake Ryan (25); Murray State, Oct. 6, 2012
- The last Governor to complete 20-24 passes in a game:** Jake Ryan (23); Southeast Missouri, Oct. 27 2012
- The last Governor to complete 80 percent or better passes in a game:** Jesse Kellogg (87.5%, 21-24); Kentucky Wesleyan; Sept. 27, 2003
- The last Gov to complete 70-79 percent of his passes in a game:** Jake Ryan, (71.5, 27-38); vs. Tennessee Tech; Nov. 17, 2012
- The last Governor to complete 65-69 percent of his passes in a game:** Jake Ryan, 65.6, Jacksonville State; Nov. 10, 2012
- The last Governor to pass for more than 400 yards:** Brian Baker (426 yards); Campbellsville; Aug. 30, 2001
- The last Governor to pass for 300-399 yards:** Jake Ryan (310 yards); Tennessee Tech, Nov. 17, 2012
- The last Governor to pass for 250-299 yards:** Mark Cunningham (253); at Dayton; Sept. 23, 2006
- The last Governor to pass for four or more touchdowns in a game:** Jake Ryan (4 TDs); Tennessee Tech; Nov. 17, 2012
- The last Governor to pass for three touchdowns in a game:** Jake Ryan (3); Jacksonville State, Nov. 10, 2012
- The last Governor to have a 90-yard or more completion:** Jesse Kellogg (91 yards) Campbellsville; Sept. 6, 2003
- The last Governor to have a 70-89 yard completion:** Jake Ryan (72 yards); Tennessee State; Oct. 1, 2011
- The last Governor to have a 60-69 yard completion:** Mark Cunningham (60 yards); Sept. 30, 2006; Tennessee-Martin
- The last Governor to have 5 passes intercepted:** Jake Ryan; vs. Jacksonville State, Oct 15, 2011
- The last Governor to have 4 passes intercepted:** Gary Orr; Illinois State; Sept. 19, 2009
- The last Governor to have 3 passes intercepted:** Jake Ryan; Southeast Missouri; Oct. 10, 2009
- The last Governor to have 200 or more receiving yards:** Michael Farrell (210, 11 receptions); Campbellsville; Aug. 30, 2001
- The last Governor to have 175-199 receiving yards:** Pat Curran (175, 6 receptions); Morehead State; Oct. 09, 2004
- The last Governor to have 150-174 receiving yards:** Lanis Frederick (153, 8 receptions); at Cumberland (Tenn.); Sept. 09, 2006
- The last Gov to have 100-149 receiving yards:** Devin Stark (145, 9 receptions); Southeast Missouri, Oct. 27 2012
- The last time two Goves had 100 or more receiving yards:** Lanis Frederick (124) and Kevin Carter (110 yards); at Dayton, Sept. 23, 2006.
- The last Governor to have three or more TD receptions in a game:** Devin Stark (3); Tennessee Tech, Nov. 17, 2012
- The last Governor to have two TD receptions in a game:** Devin Stark, Southeast Missouri, Oct. 27 2012
- The last Governor to catch a 90-yard or more pass:** Paul Derrick (91 yards); Campbellsville, Sept. 6, 2003
- The last Governor to catch a 70-89 yard pass:** Daryl Clack (72 yards), Oct. 1, 2011, Tennessee State
- The last Governor to catch 10 passes or more pass in a game:** Devin Stark; Murray State, Oct. 6, 2012
- The last Governor to score 30 or more points:** Daniel Williams (30 points); Tennessee-Martin; Nov. 23, 1996
- The last Governor to score 5 or more touchdowns in a game:** Daniel Williams (5); Tennessee-Martin; Nov. 23, 1996
- The last Governor to score 4 touchdowns in a game:** Chris Fletcher; North Greenville; Nov. 6, 2006
- The last Governor to score 3 touchdowns in a game:** Devin Stark (3); Tennessee Tech, Nov. 17, 2012
- The last Governor to rush for 3 touchdowns in a game:** Terrence Holt, Murray State, Nov. 13, 2010.
- The last Gov to gain more than 400 total offensive yards:** Brian Baker (423; (-3 rush, 426 pass); Campbellsville; Aug 30, 2001
- The last Governor to convert a 45-yard or longer field goal:** Stephen Stansell (50 yards); Jacksonville State, Oct. 23, 2010
- The last Governor to convert a 40-44 yard field goal:** Stephen Stansell (43 yards); Tennessee Tech; Nov. 17. 2012
- The last Governor to score 12 or more points by kicking:** Stephen Stansell (13 points); Tennessee State; Oct. 1, 2011
- The last Governor to kick 5 or more extra points in a game:** Stephen Stansell (7); Culver-Stockton; Nov. 3, 2012
- The last Gov to make 3 or more field goals in a game:** Stephen Stansell (4); Tennessee State; Sept. 18, 2010 (tied APSU record)
- The last Governor to attempt 4 or more field goals in a game:** Stephen Stansell (4); Tennessee State; Sept. 18, 2010
- The last Governor to punt more than 60 yards:** Ben Campbell (68 yards); Murray State, Oct. 3, 2012
- The last Governor to attempt 10 or more punts:** Bradley Wilson (11); Dayton; Sept. 25, 2004
- The last Governor to average more than 45 yards per punt:** Ben Campbell (48.8/4-195); Central State; Nov. 5, 2011
- The last Governor to return a punt more than 40 yards:** Tee Howell (65 yards), Central State; Nov. 5, 2011
- The last Governor to return a punt for a touchdown:** Tee Howell (65 yards), Central State; Nov. 5, 2011
- The last Governor to return a kickoff for a touchdown:** Terrence Holt (99 yards), Murray State; Nov. 7, 2009
- The last Governor to return a kick for more than 90 yards;** Terrence Holt (95 yards), UT Martin, Nov. 6, 2010
- The last Governor to return a blocked field goal for a touchdown:** Kevis Buckley (67 yards), at Southeast Mo., Nov. 3, 2007
- The last Governor to return a blocked punt for a touchdown:** Jeremy Ross (34 yards); vs. Jacksonville State; Oct. 31, 2009
- The last Governor to return a fumble for a touchdown:** Jeremy Ross (16 yards), Middle Tennessee, Sept. 11, 2010
- The last Governor to return a fumble 60 or more yards:** Kevis Buckley (64 yards); Tennessee State; Sept. 15, 2007
- The last Governor to return an interception for a touchdown:** Delton Teeter (66 yards); Cumberland; Sept. 2, 2010
- The last Governor to score a defensive two-point conversion:** Rip Rowan, at UT Martin, Oct. 8. 2011



## THE LAST TIME: INDIVIDUAL

- The last Governor to return an interception for more than 85 yards:** Ryan Taylor (88 yards); at Valparaiso; Sept. 11, 2004
- The last Governor to return more than five punts in a game:** Tyler Clendenen (5), Culver-Stockton; Nov. 3, 2012
- The last Governor to have 60 or more punt return yards in a game:** Tyler Clendenen (75), Culver-Stockton; Nov. 3, 2012
- The last Governor to have six or more kickoff returns in a game:** Kamron Johnson (10); vs. UT Martin; Oct. 9, 2011
- The last Gov to have 200 or more kickoff return yards in a game:** Terrence Holt; 243 (7 returns); UT Martin; Nov. 21, 2009
- The last Gov to have 150-plus kickoff return yards in a game:** Terrence Holt; 189 (8 returns); Murray State, Nov. 13, 2010
- The last Governor to have 200 or more all-purpose yards in a game:** Terrence Oliver; 220 (0 pun, 106 kickoff, 50 rushing, 64 receiving); Jacksonville State, Nov. 10, 2012
- The last Governor to have four or more interceptions in a game:** Taylon Jenkins, at Georgetown; Nov. 14, 1998
- The last Governor to have three interceptions in a game:** Thomas Sexton; Kentucky Wesleyan; Oct. 20, 2001
- The last Governor to have two interceptions in a game:** Jason Vanatta, Murray State, Oct. 4, 2008
- The last Governor to have 19 or more tackles in a game:** Johnathan Shuler (19/11-8); Southeast Missouri, Oct. 27 2012
- The last Governor to have 16-18 tackles in a game:** Antwaun Majors, (17/13-4); Southeast Missouri; Oct. 16, 2010
- The last Governor to have three or more sacks in a game:** Joe Bell (3.0); Campbellsville; Sept. 06, 2003
- The last Governor to have four tackles for loss or more in a game:** Joe Bell (4.0/4-0); Centre; Sept. 14, 2002
- The last time a player recovered a fumble and scored a touchdown for 0 yards:** Nick Clark; at Samford; Oct. 20, 2007

## THE LAST TIME: TEAM

- The last time the Gobs held an opponent scoreless:** Austin Peay 56, Culver-Stockton 0; Nov. 3, 2012
- The last time the Gobs scored 50 points in a game:** Culver-Stockton (scored 56); Nov. 3, 2012
- The last time the Governors rushed for 400 or more yards:** 407/57 carries, Central State; Nov. 5, 2011
- The last time the Governors rushed for 300 or more yards:** 378 yards/61 carries, Culver-Stockton; Nov. 3, 2012
- The last time the Governors rushed 70 or more times in a game:** 71, Tennessee-Martin; Nov. 23, 1996
- The last time the Governors rushed 60-69 times in a game:** 61, Culver-Stockton; Oct. 3, 2012
- The last time the Governors rushed 50-59 times in a game:** 57, Central State; Nov. 5, 2011
- The last time the Governors rushed for 6 or more TDs in a game:** 6, Culver-Stockton; Oct. 3, 2012
- The last time the Governors rushed for 4 or more TDs in a game:** 4, Central State; Nov. 5, 2011
- The last time the Governors attempted 50 or more passes in a game:** 61, at Jacksonville State; Nov. 10, 2012
- The last time the Governors attempted 45-49 passes in a game,** 46, Murray State, Oct. 6, 2012
- The last time the Governors completed 40 or more passes in a game:** 40, at Jacksonville State; Nov. 10, 2012
- The last time the Governors completed 30-39 passes in a game:** 32, Campbellsville; Aug. 30, 2001
- The last time the Gobs completed 75 percent or more of its passes:** 76.9 (10-13), Bethel; Sept. 1, 2007
- The last time the Gobs completed 65 percent or more of its passes in a game:** 71.1 (27-38), Tennessee Tech; Nov. 17, 2012
- The last time the Governors passed for more than 400 yards in a game:** 426, Campbellsville; Aug. 30, 2001
- The last time the Governors passed for 300-399 yards in a game:** 310, Tennessee Tech; Nov. 17, 2012
- The last time the Governors threw 5 or more TD passes in a game:** 5, Kentucky Wesleyan; Oct. 20, 2001
- The last time the Governors threw 3 or more TD passes in a game:** 4, Tennessee Tech; Nov. 17, 2012
- The last time the Governors had 5 or more passes intercepted:** 5, Jacksonville State; Oct. 15, 2011
- The last time the Governors had 3 or more passes intercepted:** 4, Illinois State; Sept. 19, 2009
- The last time the Governors had 90 or more offensive plays:** 90 (31 rush, 59 pass), at Virginia's-Wise; Nov. 06, 1999
- The last time the Governors had 80-90 offensive plays:** 86 (24 rush, 62 pass), at Jacksonville State; Nov. 10, 2012
- The last time the Governors had 600 or more offensive yards:** 623 (554 rush, 69 pass), Tennessee-Martin; Nov. 23, 1996
- The last time the Gobs had 500 or more offensive yards:** 521 (169 rush, 352 pass), Charleston, W.Va.; Oct. 28, 2006
- The last time the Governors had 400 or more offensive yards:** 413 (310 pass, 103 rush), Tennessee Tech; Nov. 17, 2012
- The last time the Governors scored 8 or more TDs:** 8, Kentucky Wesleyan; Oct. 20, 2001
- The last time the Governors scored 6 or more TDs:** 8, Culver-Stockton; Oct. 3, 2012
- The last time the Governors returned 7 or more punts:** 7, at Campbellsville; Sept. 4, 2004
- The last time the Governors returned 10 or more kickoffs:** 11, at Wisconsin; Sept. 25, 2010
- The last time the Gobs had 70 or more yards in punt returns:** 75 (5 returns), Culver-Stockton; Oct. 3, 2012
- The last time the Governors had 200 or more yards in kick returns:** 274 (9 returns), UT Martin; Nov. 21, 2009
- The last time the Governors intercepted 6 or more passes:** 6, Kentucky Wesleyan; Oct. 20, 2001
- The last time the Governors intercepted 5 passes:** Murray State; Nov. 17, 2007
- The last time the Governors intercepted 4 passes:** Cumberland (Tenn.); Sept. 10, 2005
- The last time the Governors had 100 or more yards in interception returns:** 100 (3 returns), Catawba College; Sept. 09, 2000
- The last time the Governors had 75 or more yards in interception returns:** 79 (2 returns), Cumberland; Sept. 2, 2010
- The last time the Governors had 6 or more sacks:** 6.0, at Valparaiso; Sept. 23, 2000
- The last time the Governors had 5 sacks in a game:** 5.0, Kentucky Wesleyan; Oct. 20, 2001
- The last time the Governors had 20 or more tackles for loss:** 20.0, at Valparaiso; Sept. 23, 2000
- The last time the Governors had 15 or more tackles for loss:** 16.0, at Jacksonville; Sept. 30, 2000
- The last time the Governors forced 4 or more fumbles in a game:** 6, Tennessee Tech; Nov. 17, 2012
- The last time the Governors recovered 4 fumbles in a game:** 4, St. Joseph's (Ind.); Nov. 01, 2003
- The last time the Governors blocked three or more punts in a game:** 3, Southeast Missouri, Nov. 22, 2008
- The last time the Governors had 100 or more yards in penalties:** 144 yards (15 penalties), UT Martin, Sept. 22, 2012
- The last time the Gobs recorded a safety:** at Jacksonville State; Nov. 10, 2012



## GAME 1: Tennessee 45, AUSTIN PEAY 0

FINAL SCORE	1	2	3	4	Total
Austin Peay	0	0	0	0	0
Tennessee	21	21	3	0	45

KNOXVILLE, Tenn. -- Rajion Neal rushed for 141 yards and Justin Worley threw three touchdown passes Saturday as Tennessee began Butch Jones' coaching tenure with a 45-0 rout of Austin Peay.

Neal and Worley sat out the entire third and fourth quarters after the Volunteers scored touchdowns on each of their six first-half possessions. Worley went 11 of 13 for 104 yards and threw touchdown passes to Devrin Young, Alton "Pig" Howard and Brendan Downs. Neal opened the scoring with a career-long 47-yard touchdown.

Jones was hired away from Cincinnati in December to turn around a storied program that has produced three straight losing seasons for the first time in over a century. Jones replaced Derek Dooley, who was fired after going 15-21 in three years.

He already is making an impact in the stands. Jones' debut had an announced attendance of 97,169. Tennessee drew 87,821 fans for its home opener against Georgia State last year and had an average attendance of 89,965, its lowest since 1979.

Tennessee's one-sided victory gave those fans plenty of reason for optimism, though it did come against a Football Championship Subdivision program that has lost 17 consecutive road games. Austin Peay hasn't won away from home since beating Tennessee State 26-23 on Sept. 18, 2010.

Jones' team will face much tougher tests soon enough. Five of Tennessee's first eight games are against teams ranked 10th or higher in the Top 25: No. 1 Alabama, No. 3 Oregon, No. 5 Georgia, No. 6 South Carolina and No. 10 Florida.

### SCORING SUMMARY

1st 07:09 WKU Andrews, A. 70 yd punt return (Roy, Jesse kick).  
 1st 12:43 UT - Neal, R. 47 yd TD RUSH (KICK by Palardy, M.)  
 1st 10:50 UT - Lane, M. 14 yd TD RUSH (KICK by Palardy, M.)  
 1st 06:20 UT - Young, D. 9 yd TD PASS from Worley, J. (KICK by Palardy, M.)  
 2nd 14:46 UT - Howard, A. 11 yd TD PASS from Worley, J. (KICK by Palardy, M.)  
 2nd 06:56 UT - Lane, M. 4 yd TD RUSH (KICK by Palardy, M.)  
 2nd 00:53 UT - Downs, B. 3 yd TD PASS from Worley, J. (KICK by Palardy, M.)  
 3rd 13:02 UT - Palardy, M. 37 yd FG 4-8 1:46 0-45

	APSU	UT
FIRST DOWNS	11	30
NET YARDS RUSHING	27-79	52-315
NET YARDS PASSING	132	132
Completions-Attempts-Int	13-26-2	15-21-0
TOTAL OFFENSIVE YARDS	53-211	73-447
PUNTS (Number-Avg)	7-43.1	2-44.0
Punt Returns-Yards	2-6	2-21
Kickoff Returns-Yards	6-133	1-58
Interceptions Return-Yards	0-0	2-9
Fumble Returns-Yards	1-0	-
Possession Time	29:44	30:16
Third-Down Conversions	2 of 12	7 of 11
Fourth-Down Conversions	2 of 2	0 of 0
Red Zone Scores-Chances	0 of 2	6 of 6
Sacks By: Number-Yards	1-6	2-5

RUSHING: Austin Peay- PHILLIPS, Tim 8-38; SEXTON, Jacob 7-25; OLIVER, Terrence 5-18; MITCHELL, Timarious 1-7; FRANKLIN, Julian 2-minus 1; WILLIAMS, Omar 2-minus 3; SPIVEY, Andrew 2-minus 5. Tennessee-Neal, R. 16-141; Summerhill, D. 9-67; Lane, M. 6-38; Smith, T. 9-29; Worley, J.; Hill, A. 3-9; Howard, A. 1-7; Young D. 1-6; Peterman, N. 2-minus 3

PASSING: Austin Peay-SPIVEY, Andrew 11-22-1 94; SEXTON, Jacob 0-1-0-0. UT-Worley, J. 11-13-0- 3-104; Petersman, James 4-8-0-28;

RECEIVING: Austin Peay- CLACK, Darryl 3-80; BOOKER, Javier 3-20, COLEMAN Rashaan 3-20; OLIVER, Terrence 1-6; CHATMAN, LaDarius 1-5; JOHNSON, Kamron 1-4;

PHILLIPS, Tim 1-minus 3. Tennessee-North, M. 3-33; Howard, A. 3-29; Johnson, J. 2-15; Harris, P. 1-15; Carter, J. 1-14; Young, D. 1-9; Smith, Jo. 1-9; Neal, R. 1-7. Downs, B 1-3-1, Bransel A.J. 1-minus 2



# APSU DEPTH CHART

## **OFFENSE**

### **QUARTERBACK**

- 9 Andrew Spivey, 6-3, 195, Jr., Albany, Calif.
- 7 Jacob Sexton, 6-3, 203, R-So., Oneida, Tenn.

### **TAILBACK**

- 8 Terrence Oliver, 5-7, 177, Sr., Memphis, Tenn.
- 5 Tim Phillips, 5-7, 175, Sr., Louisville, Ky.

### **X-RECEIVER**

- 3 Darryl Clack, 6-6, 200, Jr., Nashville, Tenn.
- 13 Mikhail Creech, 6-3, 195, So., Chattanooga, Tenn.

### **W-RECEIVER**

- 21 Kamron Johnson, 6-0, 178, Sr., Memphis, Tenn.
- 10 LaDarius Chatman, 5-11, 163, R-Fr., Memphis, Tenn.

### **Z-RECEIVER**

- 17 Jamaar Embry, 6-2, 185, Jr., Clarksville, Tenn.
- 15 Javier Booker, 6-0, 163, Jr., Nashville Tenn.

### **Y-RECEIVER**

- 48 Rip Rowan, 6-2, 235, Sr., Atlanta, Ga.
- 87 Brad Hughes, 6-4, 230, So., Murfreesboro, Tenn.

### **LEFT TACKLE**

- 66 Gavin Willisson, 6-3, 262, R-Jr., Fairhope, Ala.
- 76 Kyle Harrison, 6-5, 297, Sr., Cordova, Tenn.

### **LEFT GUARD**

- 71 Nathan Sanders, 6-5, 315, R-Jr., Spring Hill, Tenn.
- 61 Zach Amis, 6-4, 265, R-Jr., Lewisburg, Tenn.

### **CENTER**

- 69 Travis Williams, 6-4, 290, Jr., Jackson, Miss.
- 59 Isaiah Tuiasosopo, 6-3, 299, Jr., Pago Pago, American Samoa

### **RIGHT GUARD**

- 60 Melvin McDaniel, 6-2, 294, R-So., Nashville, Tenn.
- 75 Zack Escue, 6-5, 290, Fr., White House, Tenn.

### **RIGHT TACKLE**

- 78 Ben Stansfield, 6-8, 281, Sr., Franklin, Tenn.
- 72 Julian Virgo, 6-4, 278, R-So., Hendersonville, Tenn.

## **DEFENSE**

### **DEFENSIVE END**

- 40 Corey Teague, 6-1, 245, So., LaVergne, Tenn.
- 86 Trey Salisbury, 6-5, 216, R-Fr., Lebanon, Tenn.

### **DEFENSIVE TACKLE**

- 6 Malcolm Goines, 6-2, 264, R-Jr., Chattanooga, Tenn.
- 92 John Houston Jr., 6-2, 250, R-Jr., Nashville, Tenn.

### **NOSE TACKLE**

- 51 Reese Bulmash, 5-11, 285, Sr., Marietta, Ga.
- 96 DeAndre Carroll, 6-0, 275, R-So., Memphis, Tenn.

### **DEFENSIVE END**

- 91 Iosua Siliva, 6-5, 267, Sr., Vailoa, America Samoa
- 97 Nii Lartey, 6-1, 247, Jr., Loganville, Ga..

### **BUCK LINEBACKER**

- 35 Josh Owens, 5-10, 226, Sr., Gainesville, Ga.
- 38 Montrieze Lillard, 6-1, 215, So., Nashville, Tenn.

### **MIKE LINEBACKER**

- 41 Craig Salley, 5-11, 212, Sr., Arlington, Tenn.
- 44 Josh Carroll, 5-9, 224, Sr., Adamsville, Tenn..

### **CORNERBACK**

- 11 Montez Carlton, 5-8, 160, Jr., Hoover, Ala
- 18 Damien Whitfield, 6-0, 175, Fr., McCalla, Ala.

### **FREE SAFETY**

- 26 Johnathan Shuler, 6-2, 180, Jr., Nashville, Tenn.
- 43 Jalen Miller, 6-1, 182, Fr., Oak Ridge, Tenn.

### **STRONG SAFETY**

- 22 Tyreon Clark, 5-9, 165, Sr., Bowling Green, Ky.
- 20 Steven Rich, 6-2, 210, Jr., Savannah, Tenn.

### **WEAK SAFETY**

- 2 EnRiques Perry, 5-10, 200, Sr., Gallatin, Tenn.
- 24 Leron Eaddy, 5-10, 196, Sr., Clarksville, Md.

### **CORNERBACK**

- 27 Buddy Mitchell, 5-9, 188, Jr., Murfreesboro, Tenn.
- 7 Roderick Owens, 5-10, 175, Fr., Memphis, Tenn.

- 81 Hunter Branch, 6-3, 191, Jr. Fairview, Tenn.

### **LONG SNAPPER**

- 85 Michael Dunphy, 5-11, 184, R-Jr., Long Beach, Calif.
- 52 Reed Montgomery, 5-11, 210, Fr., Bardstown, Ky.

### **KICK RETURN**

- 11 Montez Carlton, 5-8, 160, So., Hoover, Ala.
- 10 LaDarius Chatman, 5-11, 163, R-Fr., Memphis, Tenn.

### **PUNT RETURN**

- 10 LaDarius Chatman, 5-11, 163, R-Fr., Memphis, Tenn.
- 5 Tim Phillips, 5-7, 175, Sr., Louisville, Ky.

## **SPECIAL TEAMS**

### **PLACEKICKER**

- 25 Walter Spears, 6-1, 191, Jr., Gallatin, Tenn.
- 19 Chase Dunlap, 5-8, 135, Fr., White House, Tenn.

### **KICKOFFS**

- 42 Evan Toby, 5-11, 164, R-Fr., Maryville, Tenn.
- 19 Chase Dunlap, 5-8, 135, Fr., White House, Tenn.

### **PUNTER**

- 80 Ben Campbell, 6-5, 221, Jr., Johnson City, Tenn..

### **HOLDER**

- 15 Javier Booker, 6-0, 163, Jr., Nashville Tenn.



## 2013 APSU ROSTER

No.	Name	Pos.	Ht.	Wt.	Class	Hometown/Previous School
1	Rashaan COLEMAN	WR	5-7	180	Fr.	Portage, Ind. (Portage HS)
2	+++ EnRiques PERRY	SS	5-10	195	Sr.	Gallatin, Tenn. (Gallatin HS)
3	++ Darryl CLACK	WR	6-6	210	Jr.	Nashville, Tenn. (Maplewood HS)
4	++ Ean PEMBERTON	RB	5-3	152	R-Jr.	Loganville, Ga. (Grayson HS)
5	Tim PHILLIPS	RB	5-7	175	Sr.	Louisville, Ky. (Trinity HS/Central Michigan)
6	+ Malcolm GOINES	DE	6-2	264	Jr.	Chattanooga, Tenn. (Red Bank HS/Grand Rapids CC)
7	Jacob SEXTON	QB	6-3	200	R-So.	Oneida, Tenn. (Scott HS)
7	Roderick OWENS	DB	5-10	175	Fr.	Memphis, Tenn. (Whitehaven HS)
8	+++ Terrence OLIVER	RB	5-7	177	Sr.	Memphis, Tenn. (Manassas HS)
9	Andrew SPIVEY	QB	6-3	195	Jr.	Albany, Calif. (Albany HS/College of San Francisco)
10	LaDarius CHATMAN	WR	5-11	163	R-Fr.	Memphis, Tenn. (Craigmont HS)
11	++ Montez CARLTON	CB	5-8	170	Jr.	Hoover, Ala. (Hoover HS)
12	Timarious MITCHELL	QB	6-0	175	R-Fr.	Memphis, Tenn. (Whitehaven HS)
13	+ Mikhail CREECH	WR	6-3	195	So.	Chattanooga, Tenn. (Ooltewah HS)
14	Isaac JONES	DB	5-9	169	So.	Vail, Ariz. (Cienega HS)
15	Javier BOOKER	WR	6-0	163	Jr.	Nashville, Tenn. (Whites Creek HS)
16	Trey TAYLOR	QB	6-3	210	R-So.	Cordova, Tenn. (Houston HS/Central Arkansas)
17	++ Jamaar EMBRY	WR	6-2	195	Jr.	Clarksville, Tenn. (Northeast HS)
18	Damien WHITFIELD	DB	6-0	175	Fr.	McCalla, Ala. (McAdory HS)
19	Chase DUNLAP	PK	5-8	135	Fr.	White House, Tenn. (White House HS)
20	++ Steven RICH	LB/WS	6-2	210	Jr.	Savannah, Tenn. (Hardin County HS)
21	Kamron JOHNSON	WR	6-0	178	Sr.	Memphis, Tenn. (Overton HS)
22	+++ Tyreon CLARK	CB	5-9	175	Sr.	Bowling Green, Ky. (Bowling Green HS)
23	Derien STEPHENS	DB	5-11	195	Fr.	Detroit, Mich. (Dearborn Heights Annapolis HS)
24	Leron EADDY	DB	5-10	196	Sr.	Clarksville, Md. (River Hill HS/Central Michigan)
25	++ Walter SPEARS	PK/P	6-1	192	Jr.	Gallatin, Tenn. (Gallatin HS)
25	Omar WILLIAMS	RB	5-10	185	So.	Memphis, Tenn. (St. George's Independent School)
26	++ Johnathan SHULER	FS	6-2	180	Jr.	Nashville, Tenn. (Stratford HS)
27	++ Buddy MITCHELL	CB	5-9	188	Jr.	Murfreesboro, Tenn. (Oakland HS)
29	+ Dontavious BROWN	RB	5-10	160	R-Jr.	Albany, Ga. (Sherwood Christian Academy)
31	+ Eli SWIFT	S	5-11	171	Jr.	Clarksville, Tenn. (Clarksville)
32	+ Julian FRANKLIN	RB	5-9	170	Fr.	Fairview, Tenn. (Fairview HS)
33	Devon JONES	ATH	6-3	190	Fr.	East St. Louis, Ill. (Lake County (Tenn.) HS)
34	Justin ROBERSON	DB	5-10	180	Fr.	Germantown, Tenn. (Germantown HS)
35	+++ Josh OWENS	LB	5-10	226	Sr.	Gainesville, Ga. (Johnson HS)
36	Koelton NUNLEY	RB	6-0	200	Fr.	Belvedere, Tenn. (Franklin County HS)
38	Montrieze LILLARD	LB	6-1	215	So.	Nashville, Tenn. (Pearl-Cohn HS)
39	Ashton COOPER	WR	6-2	180	Fr.	Memphis, Tenn. (Overton HS)
40	+ Corey TEAGUE	DE	6-1	245	So.	LaVergne, Tenn. (Ezell Harding HS)
41	+++ Craig SALLEY	LB	5-11	218	Sr.	Arlington, Tenn. (Bolton HS)
42	Evan TOBY	PK	5-11	164	R-Fr.	Maryville, Tenn. (Maryville HS)
43	Jalen MILLER	DB	6-1	182	Fr.	Oak Ridge, Tenn. (Oak Ridge HS)
44	+++ Josh CARROLL	LB	5-9	225	Sr.	Adamsville, Tenn. (Adamsville HS)
45	+ Adam NOBLE	LB	6-3	215	R-So.	Springfield, Mo. (Glendale HS)
46	A.J. GRAY	LB	5-10	205	Fr.	Lexington, Tenn. (Lexington HS)
47	Mitchell POTTS	DB	6-2	190	Fr.	Ashland City, Tenn. (Cheatham County HS)
48	+++ Rip ROWAN	TE	6-2	235	Sr.	Atlanta, Ga. (Lassiter HS)



## 2013 APSU ROSTER

49	++	Jared SEXTON	LB	6-2	210	R-Sr.	Oneida, Tenn. (Scott HS/Roane State CC)
50		Antonio TURNER	LB	6-2	205	Fr.	Louisville, Ky. (Western HS)
51	+++	Reese BULMASH	DL	5-11	278	Sr.	Marietta, Ga. (Sprayberry HS)
52		Reed MONTGOMERY	LS	5-11	210	Fr.	Bardstown, Ky. (Nelson County HS)
54	++	Logan SLAGLE	DL	5-11	240	R-So.	Gallatin, Tenn. (Gallatin HS)
55	++	Rob BRYANT	DL	6-2	305	R-Jr.	Marietta, Ga. (Sprayberry HS)
56	+	Leonard AMARH	DL	6-4	291	R-So.	Ghana, West Africa (McGavock HS)
59	++	Isaiah TUIASOSOPO	OL	6-3	305	Jr.	Pago Pago, American Samoa (Tafuna HS)
60	+	Melvin McDANIEL	OL	6-3	294	R-So.	Nashville, Tenn. (Whites Creek HS)
61	++	Zach AMIS	OL	6-3	271	R-Jr.	Lewisburg, Tenn. (Marshall County HS)
63		Max EWOLDT	OL	6-5	315	Fr.	Blaine, Tenn. (Granger HS)
64		Elijah ANNOR	OL	6-1	270	So.	Nashville, Tenn. (Pearl-Cohn HS)
66	++	Gavin WILLISSON	OT	6-3	262	R-Jr.	Fairhope, Ala. (Fairhope HS)
68	++	Matt WISE	OG	6-3	278	R-So.	Milan, Tenn. (Milan HS)
69		Travis WILLIAMS	OL	6-4	290	Jr.	Jackson, Miss. (Jackson Academy/Eastern Arizona JC)
70		Tyler MILES	OL	6-3	300	R-Fr.	Johnson City, Tenn. (Science Hill HS)
71	++	Nathan SANDERS	OG	6-4	315	R-Jr.	Spring Hill, Tenn. (Spring Hill HS)
72	+	Julian VIRGO	OT	6-4	278	R-So.	Hendersonville, Tenn. (Pope John Paul II HS)
74		Derek EVANS	OL	6-3	270	R-Fr.	Millington, Tenn. (Millington HS)
75		Zack ESCUE	OL	6-5	290	Fr.	White House, Tenn. (White House HS)
76	+++	Kyle HARRISON	OT	6-5	297	Sr.	Cordova, Tenn. (Christian Brothers HS)
78	+++	Ben STANSFIELD	OT	6-8	280	Sr.	Franklin, Tenn. (Ravenwood HS)
79	+++	Chris HARTMAN	OG	6-6	325	Sr.	Charlotte, Tenn. (Creek Wood HS)
80	++	Ben CAMPBELL	P/TE	6-5	215	Jr.	Johnson City, Tenn. (Science Hill HS)
81	++	Hunter BRANCH	WR	6-3	191	Jr.	Fairview, Tenn. (Fairview HS)
82		Dustin McPHETRIDGE	TE	6-2	230	R-Fr.	Powell, Tenn. (Powell HS)
83		Damien CLARK	WR/DE	6-4	203	Fr.	Murfreesboro, Tenn. (Siegel HS)
85	++	Michael DUNPHY	LS	5-11	205	R-Jr.	Long Beach, Calif. (Franklin County [Tenn.] HS)
85		Deondre MOORE	WR	6-1	185	Fr.	Fairview, Tenn. (Fairview HS)
86		Trey SALISBURY	DE	6-5	216	R-Fr.	Lebanon, Tenn. (Smith County HS)
87	+	Brad HUGHES	TE	6-4	230	So.	Murfreesboro, Tenn. (Oakland HS)
88		Michael PARDUE	WR	5-10	164	R-Fr.	Clarksville, Tenn. (Northeast HS)
89		Samuel COOPER	TE	6-4	230	R-Fr.	Kingston Springs, Tenn. (Nashville Christian HS)
90	+++	Preston GILBREATH	DE/DT	6-5	292	R-Sr.	Mt. Pleasant, Tenn. (Mt. Pleasant HS)
91	+++	Iosua SILIVA	DE	6-5	267	Sr.	Vailoa, America Samoa (Leone HS)
92	+	John HOUSTON Jr.	DE	6-2	250	R-So.	Nashville, Tenn. (East Literature HS)
93		Gino ROBERSON	DT	6-2	327	So.	Buffalo, N.Y. (Buffalo Academy)
94		Brandon PRINCE	DE	6-6	230	Fr.	Birmingham, Ala. (Huffman HS)
96		DeAndre CARROLL	DL	6-0	270	Jr.	Memphis, Tenn. (Kingsbury HS)
97		Nii LARTEY	DE	6-1	247	Jr.	Loganville, Ga. (Grayson HS)
98		Cody WATSON	DE	6-4	240	Fr.	Grainger, Tenn. (Grainger HS)
99	+++	Earnest SMITH	DE	6-3	238	Sr.	Clarksville, Tenn. (Kenwood HS)

+ Returning lettermen





**The Automated ScoreBook**  
**Austin Peay Overall Team Statistics (as of Aug 31, 2013)**  
**All games**



<b>Team Statistics</b>	<b>APSU</b>	<b>OPP</b>
<b>SCORING</b>	0	45
Points Per Game	0.0	45.0
<b>FIRST DOWNS</b>	11	30
Rushing	5	19
Passing	6	7
Penalty	0	4
<b>RUSHING YARDAGE</b>	79	315
Yards gained rushing	91	335
Yards lost rushing	12	20
Rushing Attempts	27	52
Average Per Rush	2.9	6.1
Average Per Game	79.0	315.0
TDs Rushing	0	3
<b>PASSING YARDAGE</b>	132	132
Comp-Att-Int	13-26-2	15-21-0
Average Per Pass	5.1	6.3
Average Per Catch	10.2	8.8
Average Per Game	132.0	132.0
TDs Passing	0	3
<b>TOTAL OFFENSE</b>	211	447
Total Plays	53	73
Average Per Play	4.0	6.1
Average Per Game	211.0	447.0
<b>KICK RETURNS: #-Yards</b>	6-133	1-58
<b>PUNT RETURNS: #-Yards</b>	2--6	2-21
<b>INT RETURNS: #-Yards</b>	0-0	2-9
<b>KICK RETURN AVERAGE</b>	22.2	58.0
<b>PUNT RETURN AVERAGE</b>	-3.0	10.5
<b>INT RETURN AVERAGE</b>	0.0	4.5
<b>FUMBLES-LOST</b>	0-0	1-1
<b>PENALTIES-Yards</b>	9-85	0-0
Average Per Game	85.0	0.0
<b>PUNTS-Yards</b>	7-302	2-88
Average Per Punt	43.1	44.0
Net punt average	40.1	47.0
<b>KICKOFFS-Yards</b>	1-35	8-484
Average Per Kick	35.0	60.5
Net kick average	-23.0	40.8
<b>TIME OF POSSESSION/Game</b>	29:44	30:16
<b>3RD-DOWN Conversions</b>	2/12	7/11
3rd-Down Pct	17%	64%
<b>4TH-DOWN Conversions</b>	2/2	0/0
4th-Down Pct	100%	0%
<b>SACKS BY-Yards</b>	1-6	2-5
<b>MISC YARDS</b>	0	0
<b>TOUCHDOWNS SCORED</b>	0	6
<b>FIELD GOALS-ATTEMPTS</b>	0-1	1-1
<b>ON-SIDE KICKS</b>	0-0	0-0
<b>RED-ZONE SCORES</b>	(0-2) 0%	(6-6) 100%
<b>RED-ZONE TOUCHDOWNS</b>	(0-2) 0%	(5-6) 83%
<b>PAT-ATTEMPTS</b>	(0-0) 0%	(6-6) 100%
<b>ATTENDANCE</b>	0	97169
Games/Avg Per Game	0/0	1/97169
Neutral Site Games		0/0

<b>Score by Quarters</b>	<b>1st</b>	<b>2nd</b>	<b>3rd</b>	<b>4th</b>	<b>OT</b>	<b>Total</b>
Austin Peay	0	0	0	0	0	0
Opponents	21	21	3	0	0	45



**The Automated ScoreBook**  
**Austin Peay Overall Individual Statistics (as of Aug 31, 2013)**  
**All games**



Rushing	gp	att	gain	loss	net	avg	td	lg	avg/g
PHILLIPS, Tim	1	8	39	1	38	4.8	0	12	38.0
SEXTON, Jacob	1	7	25	0	25	3.6	0	8	25.0
OLIVER, Terrence	1	5	18	0	18	3.6	0	7	18.0
MITCHELL, Timarious	1	1	7	0	7	7.0	0	7	7.0
FRANKLIN, Julian	1	2	2	3	-1	-0.5	0	2	-1.0
WILLIAMS, Omar	1	2	0	3	-3	-1.5	0	0	-3.0
SPIVEY, Andrew	1	2	0	5	-5	-2.5	0	0	-5.0
Total	1	27	91	12	79	2.9	0	12	79.0
Opponents	1	52	335	20	315	6.1	3	47	315.0

Passing	gp	effic	comp-att-int	pct	yds	td	lg	avg/g
SPIVEY, Andrew	1	76.80	11-22-1	50.0	94	0	35	94.0
SEXTON, Jacob	1	79.80	2-4-1	50.0	38	0	33	38.0
Total	1	77.26	13-26-2	50.0	132	0	35	132.0
Opponents	1	171.37	15-21-0	71.4	132	3	23	132.0

Receiving	gp	no.	yds	avg	td	lg	avg/g
CLACK, Darryl	1	3	80	26.7	0	35	80.0
BOOKER, Javier	1	3	20	6.7	0	14	20.0
COLEMAN, Rashaan	1	3	20	6.7	0	10	20.0
OLIVER, Terrence	1	1	6	6.0	0	6	6.0
CHATMAN, LaDarius	1	1	5	5.0	0	5	5.0
JOHNSON, Kamron	1	1	4	4.0	0	4	4.0
PHILLIPS, Tim	1	1	-3	-3.0	0	0	-3.0
Total	1	13	132	10.2	0	35	132.0
Opponents	1	15	132	8.8	3	23	132.0

Punt Returns	no.	yds	avg	td	lg
CHATMAN, LaDarius	2	-6	-3.0	0	0
Total	2	-6	-3.0	0	0
Opponents	2	21	10.5	0	11

Interceptions	no.	yds	avg	td	lg
Total	0	0	0.0	0	0
Opponents	2	9	4.5	0	5

Kick Returns	no.	yds	avg	td	lg
CARLTON, Montez	2	50	25.0	0	36
PHILLIPS, Tim	2	40	20.0	0	20
CHATMAN, LaDarius	1	28	28.0	0	28
JOHNSON, Kamron	1	15	15.0	0	15
Total	6	133	22.2	0	36
Opponents	1	58	58.0	0	58

Fumble Returns	no.	yds	avg	td	lg
Total	0	0	0.0	0	0
Opponents	0	0	0.0	0	0



**The Automated ScoreBook**  
**Austin Peay Overall Individual Statistics (as of Aug 31, 2013)**  
**All games**



Scoring	td	fg	PAT				dxp	saf	pts
			kick	rush	rcv	pass			
SPEARS, Walter	-	0-1	-	-	-	-	-	-	0
Total	-	0-1	-	-	-	-	-	-	0
Opponents	6	1-1	6-6	-	-	-	-	-	45

Total Offense	g	plays	rush	pass	total	avg/g
SPIVEY, Andrew	1	24	-5	94	89	89.0
SEXTON, Jacob	1	11	25	38	63	63.0
PHILLIPS, Tim	1	8	38	0	38	38.0
OLIVER, Terrence	1	5	18	0	18	18.0
MITCHELL, Timarious	1	1	7	0	7	7.0
FRANKLIN, Julian	1	2	-1	0	-1	-1.0
WILLIAMS, Omar	1	2	-3	0	-3	-3.0
Total	1	53	79	132	211	211.0
Opponents	1	73	315	132	447	447.0

Field Goals	fg	pct.	01-19	20-29	30-39	40-49	50-99	lg	blk
SPEARS, Walter	0-1	0.0	0-0	0-0	0-1	0-0	0-0	0	0

FG Sequence	Austin Peay	Opponents
Tennessee	31	(37)

Numbers in (parentheses) indicate field goal was made.

Punting	no.	yds	avg	lg	tb	fc	i20	50+	blk
CAMPBELL, Ben	6	270	45.0	51	0	1	0	2	0
SPIVEY, Andrew	1	32	32.0	32	0	0	1	0	0
Total	7	302	43.1	51	0	1	1	2	0
Opponents	2	88	44.0	53	0	0	2	1	0


Kickoffs	no.	yds	avg	tb	ob	retn	net	ydln
TOBY, Evan	1	35	35.0	0	0			
Total	1	35	35.0	0	0	58.0	-23.0	88
Opponents	8	484	60.5	1	0	22.2	40.8	24



The Automated ScoreBook  
Austin Peay Overall Individual Statistics (as of Aug 31, 2013)  
All games



All Purpose	g	rush	rcv	pr	kr	ir	total	avg/g
CLACK, Darryl	1	0	80	0	0	0	80	80.0
PHILLIPS, Tim	1	38	-3	0	40	0	75	75.0
CARLTON, Mon	1	0	0	0	50	0	50	50.0
CHATMAN, LaD	1	0	5	-6	28	0	27	27.0
SEXTON, Jacob	1	25	0	0	0	0	25	25.0
OLIVER, Terren	1	18	6	0	0	0	24	24.0
BOOKER, Javier	1	0	20	0	0	0	20	20.0
COLEMAN, Ras	1	0	20	0	0	0	20	20.0
JOHNSON, Kam	1	0	4	0	15	0	19	19.0
MITCHELL, Tim	1	7	0	0	0	0	7	7.0
FRANKLIN, Julia	1	-1	0	0	0	0	-1	-1.0
WILLIAMS, Oma	1	-3	0	0	0	0	-3	-3.0
SPIVEY, Andre	1	-5	0	0	0	0	-5	-5.0
Total	1	79	132	-6	133	0	338	338.0
Opponents	1	315	132	21	58	9	535	535.0



The Automated ScoreBook  
 Austin Peay Overall Defensive Statistics (as of Aug 31, 2013)  
 All games



##	Defensive Leaders	gp	Tackles				tfl/yds	Sacks	Pass defense			Fumbles	blkd	
			ua	a	tot	no-yds		int-yds	brup	qbh	rcv-yds	ff	kick	saf
24	EADDY, Leron	1	4	3	7	0.5-0	.	.	.	.	.	.	.	.
26	SHULER, Johnathan	1	2	5	7	.	.	.	1	1	.	.	.	.
35	OWENS, Josh	1	3	3	6	.	.	.	.	.	.	.	.	.
97	LARTEY, Nii	1	2	4	6	2.0-12	.	.	.	.	.	.	.	.
22	CLARK, Tyreon	1	4	1	5	1.0-2	.	.	.	.	.	.	.	.
2	PERRY, EnRiques	1	3	1	4	.	.	.	.	.	.	.	.	.
51	BULMASH, Reese	1	2	1	3	1.0-1	.	.	.	.	.	.	.	.
38	LILLARD, Montrieze	1	1	2	3	.	.	.	.	.	.	.	.	.
50	TURNER, Antonio	1	2	1	3	.	.	.	.	.	.	.	.	.
6	GOINES, Malcolm	1	1	2	3	.	.	.	.	.	.	.	.	.
11	CARLTON, Montez	1	2	.	2	.	.	.	.	.	.	.	.	.
21	JOHNSON, Kamron	1	2	.	2	.	.	.	.	.	.	.	.	.
7A	OWENS, Roderick	1	1	1	2	.	.	.	1	.	.	.	.	.
92	HOUSTON Jr, John	1	2	.	2	.	.	.	.	.	.	.	.	.
27	MITCHELL, Buddy	1	2	.	2	.	.	.	.	.	1-0	1	.	.
40	TEAGUE, Corey	1	1	1	2	.	.	.	.	.	.	.	.	.
20	RICH, Steven	1	1	1	2	.	.	.	.	.	.	.	.	.
41	SALLEY, Craig	1	2	.	2	1.0-6	1.0-6	.	.	.	.	.	.	.
45	NOBLE, Adam	1	2	.	2	.	.	.	.	.	.	.	.	.
91	SILIVA, Iosua	1	1	1	2	0.5-1	.	.	.	.	.	.	.	.
86	SALISBURY, Trey	1	1	1	2	.	.	.	.	.	.	.	.	.
96	CARROLL, DeAndre	1	1	.	1	.	.	.	.	.	.	.	.	.
18	WHITFIELD, Damien	1	.	1	1	.	.	.	.	.	.	.	.	.
33	JONES, Devon	1	.	1	1	.	.	.	.	.	.	.	.	.
93	ADAMS-TURNER, Justin	1	.	1	1	.	.	.	.	.	.	.	.	.
46	GRAY, A.J.	1	1	.	1	.	.	.	.	.	.	.	.	.
90	GILBREATH, Preston	1	1	.	1	.	.	.	.	.	.	.	.	.
85	MOORE, Deondre	1	.	1	1	.	.	.	.	.	.	.	.	.
9	SPIVEY, Andrew	1	1	.	1	.	.	.	.	.	.	.	.	.
54	SLAGLE, Logan	1	.	.	.	.	.	.	1	.	.	.	.	.
Total		1	45	32	77	6-22	1-6	.	3	1	1-0	1	.	.
Opponents		1	37	14	51	7-15	2-5	2-9	1	1	.	.	.	.