



MINNESOTA BASKETBALL

GAME 8 MINNESOTA (6-1) vs. VANDERBILT (4-3)

Saturday, December 3 – 7:00 p.m. CT
Sioux Falls, S.D. (Sanford Pentagon)

2016-17 SCHEDULE

Date	Opponent	TV	Time/Result
Nov. 3	BEMIDJI STATE (exhibition)	BTN Plus	W, 83-59
Nov. 11	LOUISIANA LAFAYETTE	BTN Plus	W, 86-74
Nov. 14	TEXAS-ARLINGTON	BTN Plus	W, 84-67
Nov. 16	MOUNT ST. MARY'S	BTN Plus	W, 80-56
Nov. 18	ST. JOHN'S (N.Y.) ¹	BTN	W, 92-86
Nov. 22	ARKANSAS	ESPN3	W, 85-71
Nov. 25	SOUTHERN ILLINOIS	BTN Plus	W, 57-45
Nov. 28	at Florida State ²	ESPNU	L, 67-75
Dec. 3	vs. Vanderbilt ³	ESPN3	7:00 p.m.
Dec. 6	NIJT	BTN	7:00 p.m.
Dec. 9	GEORGIA SOUTHERN	BTN	8:00 p.m.
Dec. 11	NORTHERN ILLINOIS	BTN Plus	4:00 p.m.
Dec. 14	LIU BROOKLYN	BTN Plus	7:00 p.m.
Dec. 23	ARKANSAS STATE	BTN	6:00 p.m.
Dec. 27	MICHIGAN STATE	ESPN2	8:00 p.m.
Jan. 1	at Purdue	BTN	TBD
Jan. 5	at Northwestern	ESPNU	8:00 p.m.
Jan. 8	OHIO STATE	BTN	6:30 p.m.
Jan. 11	at Michigan State	BTN	6:00 p.m.
Jan. 14	at Penn State	ESPNU	11:00 a.m.
Jan. 21	WISCONSIN	BTN	3:30 p.m.
Jan. 25	at Ohio State	BTN	6:00 p.m.
Jan. 28	MARYLAND	BTN	1:15 p.m.
Feb. 4	at Illinois	BTN	3:00 p.m.
Feb. 8	IOWA	BTN	8:00 p.m.
Feb. 11	at Rutgers	ESPNU	11:00 a.m.
Feb. 15	INDIANA	BTN	8:00 p.m.
Feb. 19	MICHIGAN	CBS/BTN	TBD
Feb. 22	at Maryland	BTN	7:30 p.m.
Feb. 25/26	PENN STATE	CBS/BTN	TBD
Mar. 2	NEBRASKA	ESPN/2	6:00 p.m.
Mar. 5	at Wisconsin	CBS/BTN	TBD
Wed.- 8-12	Big Ten Tournament (Verizon Center, Washington, D.C.)		
Sun.			

¹ - Gavitt Tipoff Games ² - ACC/Big Ten Challenge ³ - at Sanford Pentagon, Sioux Falls, S.D.

all times central • schedule subject to change

MINNESOTA ATHLETIC COMMUNICATIONS

275 Bierman Field Athletic Building, Minneapolis, MN 55447

DAN REISIG, Associate Director, Athletic Communications

Work: 612-625-4389 • Cell: 612-419-6142 • Email: dbreisig@umn.edu
GOPHERSPORTS.com



GAME INFORMATION

Date: Saturday, December 3, 2016
Time: 7:00 p.m. CT
Location: Sioux Falls, S.D.
Arena: Sanford Pentagon (3,250)
TV/Live Video: ESPN3 – Wayne Randazzo (Play-by-Play); Mac McFarland (Analyst)
Radio: Learfield/1500 ESPN – Mike Grimm (Play-by-Play); Spencer Tollackson (Analyst)
Satellite Radio: Sirius 132/XM 202

SERIES INFORMATION

Series: Fifth Meeting (4-0)
Series (Neutral): First Meeting
Current Streak: W-4
Richard Pitino vs. Vanderbilt: First Meeting
Minnesota vs. SEC: 16-11*
Richard Pitino vs. SEC: 2-1
** - excludes vacated games*

STARTING FIVE

- The Minnesota men's basketball team continues a stretch of games away from home as it travels to Sioux Falls for a neutral-site matchup with Vanderbilt on Saturday. The game against the Commodores marks the final non-conference game of the season that will be played away from Minneapolis.
- This is Minnesota's second trip to the Sanford Pentagon and third trip to South Dakota overall. The Gophers were edged by Oklahoma State, 62-60, last December at the arena and also Minnesota defeated the University of South Dakota Coyotes on Dec. 8, 1941, 56-35, in the program's only other trip to the state.
- With graduate student Akeem Springs tying for the team high of 11 points on Monday evening in Tallahassee, the Gophers have now seen six different players be their leading scorer. Along with Coffey (three times) and Mason (twice), Dupree McBryer, Reggie Lynch, Jordan Murphy and Springs have all held or shared the top scorer title.
- Amir Coffey was named the Big Ten's Freshman of the Week on Nov. 21 after a scoring barrage in his first full week as a Gopher, and he continued the trend against Arkansas and SIU. Coffey led the team in both games with 19 and 13 points, respectively, and is leading the team and second among Big Ten freshmen, and ranked 10th in the Big Ten (as of Nov. 26) at 15.8 points per game.
- Saturday's game concludes a stretch of four out of five games coming against a power-conference opponent. Beginning with the wins over St. John's (BIG EAST) and Arkansas (SEC), then bridged by a game against Missouri Valley member Southern Illinois, and continuing with tilts against Florida State (ACC) and Vanderbilt (SEC).

MINNESOTA TEAM INFORMATION (STARTERS BASED ON PREVIOUS GAME)

	PROBABLE STARTERS	PPG	RPG	APG	MPG	FG%	OTHER
G	1 Dupree McBryer	11.4	2.1	3.0	29.0	.492	0.7 spg
G	2 Nate Mason	12.7	3.6	5.1	32.4	.389	0.9 spg
G	5 Amir Coffey	14.6	3.1	1.7	28.9	.493	1.0 spg
F	3 Jordan Murphy	10.1	7.6	0.9	25.6	.466	1.4 bpg
C	22 Reggie Lynch	8.8	6.8	0.8	20.3	.531	3.2 bpg

	RESERVES	PPG	RPG	APG	MPG	FG%	OTHER
G	0 Akeem Springs	7.3	3.6	1.3	19.0	.348	11 pts at FSU
G	4 Brady Rudrud	1.3	0.3	0.0	1.7	1.000	1-1 3FG vs. UTA
G	10 Darin Haugh	0.0	0.2	0.5	1.0	—	—
G	15 Stephon Sharp	0.4	0.0	0.0	1.8	—	1 stl at FSU
C	21 Bakary Konaté	2.6	2.3	0.0	6.7	.600	0.7 bpg
F	24 Eric Curry	7.7	7.3	1.6	25.4	.429	0.9 spg
G	32 Ahmad Gilbert Jr.	3.0	1.4	0.3	6.9	.467	7 pts at FSU
F	41 Gaston Diedhiou	1.0	0.0	0.0	2.0	1.000	2 pts vs. MSM
F	42 Michael Hurt	0.7	0.2	0.3	6.5	.125	2 pts vs. SJU

MINNESOTA
GOLDEN GOPHERS



2016-17 Record: 6-1
Big Ten Record: 0-0
AP Head Coach: Richard Pitino (Providence, '05)
RV Career Record: 75-66 (5th season)
USA Record at Minnesota: 57-52 (4th season)

USA Today STATISTICAL LEADERS
Points: Amir Coffey (14.6)
Rebounds: Jordan Murphy (7.6)
Assists: Nate Mason (5.1)
Blocks: Reggie Lynch (3.2)
Steals: Amir Coffey (1.0)

VANDERBILT
COMMODORES



2016-17 Record: 4-3
SEC Record: 0-0
AP Head Coach: Bryce Drew (Valparaiso, '94)
RV Career Record: 128-52 (6th season)
Record at VU: 4-3 (1st season)

USA Today STATISTICAL LEADERS
Points: Matthew Fisher-Davis (15.3)
Rebounds: Jeff Roberson (6.9)
Assists: Riley Lachance (4.3)
Blocks: Luke Kornet (2.0)
Steals: Fisher-Davis/Roberson (0.7)

SCOUTING THE COMMODORES

- Vanderbilt enters Saturday's game with a record of 4-3 on the year following wins over Santa Clara and Tennessee State, the latter a 83-59 decision at home.
- Matthew Fisher-Davis paces the Commodore offense scoring 15.3 points per game, a figure which ranks eighth in the SEC. Jeff Roberson's team-high 6.9 rebounds per game also ranks eighth in the SEC.
- VU is under the tutelage of Bryce Drew, who is in his first season in Nashville after five years at Valparaiso.
- Vanderbilt (Memorial Gymnasium) and Minnesota (Williams Arena) share a unique trait among college basketball programs in that their home arenas both feature raised courts.

GOPHERS VS. THE SEC

- Minnesota has amassed a record of 17-14 against the current membership of the Southeastern Conference.
- That total includes the following individual opponent records: Alabama (0-2), Arkansas (2-3), Florida (1-1), Georgia (4-1), Kentucky (1-3), Ole Miss (2-0), Missouri (2-0), South Carolina (0-2), Tennessee (0-1), Texas A&M (1-1), Vanderbilt (4-0). Games that were later vacated are excluded from that list.
- The Gophers will face two SEC opponents this year in the Razorbacks (Nov. 22) and Vanderbilt (Dec. 3). They haven't played two SEC schools in the same year since 1997 (Alabama & Kentucky), results that were later vacated. Officially, the last time it happened was also the last time Minnesota played two SEC schools in the regular season (Vanderbilt & Kentucky), in 1957.
- Head coach Richard Pitino is facing a SEC opponent for the third time, following the matchup with Arkansas in 2013 at the Maui Invitational. He is no stranger to the conference, however, spending two seasons on Billy Donovan's staff at Florida.

COFFEY EARNS BIG WEEKLY AWARD

- Minnesota guard Amir Coffey is off to one of the best starts of any newcomer in the country, and on Nov. 21 he was recognized by the Big Ten Conference as its Freshman of the Week.
- He is just the fourth Gopher in program history to win the award, but the third straight to do so after Nate Mason (2014) and Jordan Murphy (2015).
- Coffey, a Hopkins, Minn., native, had scored in double figures in each of the first four games, helping lead the Gophers to a 4-0 start for the first time since 2013. He capped off the week with a 30-point performance in the win over St. John's, shooting 9-of-14 (64.2 percent) from the field and 11-of-12 from the free throw line (91.7 percent).
- His 30-point outing was the most by a Gopher freshman since Kris Humphries in 2004, and the highest scoring total by a Gopher since 2015 when Andre Hollins scored 31 against Rutgers (1/17/15). Additionally, that output is the highest by any Big Ten freshman to date this season.

AT THE BUZZER

- Amir Coffey closed the first half against the Salukis by hitting a three-pointer from the right corner as time expired. The three capped a 15-2 run over the final 8:26 and gave the Gophers a 29-20 lead at the break.
- It's the third time this season that a Minnesota player has hit a three at the first-half buzzer.
- Nate Mason knocked down a trey in the season-opening win versus Louisiana, and Ahmad Gilbert did the same in the win versus St. John's.

BORN TO RUN

- The Gophers have utilized extended scoring runs in each of their six victories this season.
- On Nov. 25, Minnesota trailed SIU 18-14 before a 15-2 run gave them a 29-20 halftime lead.
- Against Arkansas, Minnesota trailed 13-7 with 12:50 left in the half, but outscored the Razorbacks 35-12 the rest of the way to take a 42-25 lead into the break. Within that stretch, Minnesota had runs of 9-0

and 16-2.

- On Nov. 18 versus St. John's, the Gophers used an 18-3 run to rally from a 22-9 deficit. During the 84-67 win against UT Arlington, the Gophers opened the second half on a 24-3 run to rally from a six-point halftime deficit.
- Against Mount St. Mary's, Minnesota used a 20-1 run over a seven-minute span to stretch a 49-42 lead to 69-43.
- Minnesota also had a 12-2 run to start its season-opening win against Louisiana.

GOPHERS SIGN TWO TO NLI's

- Minnesota head men's basketball coach Richard Pitino announced on Nov. 3 the addition of two guards in Jamir Harris (North Brunswick, N.J./The Patrick School) and Isaiah Washington (Harlem, N.Y./St. Raymond's HS). Both signed their National Letters of Intent to join the Golden Gophers for the 2017-18 academic year.
- "We are extremely excited to announce the signing of Jamir and Isaiah," Pitino said. "I've always believed that in order to compete at the top of the Big Ten, which we hope to do, you need to have multiple good recruiting classes and we feel we've done that. Both Jamir and Isaiah are very good players and will be great student-athletes for the University of Minnesota."
- More on each of the signees, including additional quotes, can be found at z.umn.edu/mbn116.

PARTY LIKE IT'S 1999

- The Nov. 11 season opener against the Ragin' Cajuns kicked off a stretch of six straight home games to begin the season.
- The six straight regular-season home games to start the Gopher schedule is the most since 1999, when the Gophers went 6-0 at home in their first six games of the year.
- The Gophers will host 20 regular season games at Williams Arena this season, including 11 non-conference foes.

TRANSFERS EXPECTED TO MAKE AN IMPACT

- While Davonte Fitzgerald (Texas A&M) has been sidelined after injury to his left ACL, guard Akeem Springs (Milwaukee) and center Reggie Lynch (Illinois State) will contribute heavily on the court this season for the Maroon and Gold.
- Springs arrives in Dinkytown as a graduate transfer following two seasons at Milwaukee, where he was a double-digit scorer including 13.2 points and 5.3 rebounds last year.
- Lynch, who joined the Gophers in 2015 but sat out last season as a redshirt, was an All-Conference performer in the Missouri Valley after racking up 189 career blocks, second on the Redbirds' career list.

NEARLY \$75K RAISED AT COACHES VS. CANCER DINNER

- For the second straight year, the Minikahda Club in Minneapolis played host to the Minnesota Coaches vs. Cancer Tipoff Dinner.
- After an opening social hour and dinner, the program began with remarks from Coach Pitino, in which he introduced each member of the squad and discussed the fight against cancer. Guests also had the chance to hear from a cancer survivor who was impacted by the work of the American Cancer Society.
- In total, the event raised nearly \$75,000 for the fight against cancer, including supporting the Richard M. Schulze Family American Cancer Society Hope Lodge located just off campus in Minneapolis.
- "I am extremely proud that our team was able to make an impact and contribute towards defeating cancer," said Pitino. "Cancer has affected me and my loved ones personally, and I am happy to give back in any way I can. I am very appreciative of all our donors and attendees who helped us surpass last year's fundraising totals."

MINNESOTA MEDIA POLICIES

MEDIA CREDENTIALS

Requests for working media credentials (newspaper, radio, TV, photo) for Minnesota home games must be made on-line at gophersports.com/media. Requests for credentials should be made as early as possible due to severe seat limitations in the press areas at Williams Arena. Please contact the Athletic Communications office for more information regarding the on-line credentialing system. Delivery of credentials will be handled according to individual situations, but in most cases will not be mailed. Credentials can be picked up starting two and a half hours before game time at the Williams Arena media will call gate at the west end of the south lobby of the building.

MEDIA CREDENTIAL CRITERIA

Due to severe space limitations for media seating in Williams Arena, media requesting credentials for Golden Gopher basketball will have to meet certain criteria to gain access to press seating. The criteria will also determine where media will be located during games either in press row courtside or in the upper press row (Row 1 of balcony on north side). Order of priority:

- The originating television entity of the game will be seated courtside at center court.
- Flagship radio for both teams will be seated in the upper level press row. Any non-originating radio stations doing game updates will be seated in the upper press row. Student radio stations will be subject to space restrictions and will only be granted credentials if space allows.
- Any national publication will be granted a minimum of one credential for working press and one photography credential if needed courtside.
- The Associated Press and the primary daily newspapers of the Minneapolis/St. Paul market that provide daily coverage for Golden Gopher basketball will be granted three seats courtside. (1-photo, 2-working press). Any other requested credentials will be seated in the upper press row.
- Any visiting team's primary newspapers from its largest media market that provide daily coverage of the visiting team will be granted one credential courtside if space allows. The location of other credentialed media of the visiting team will be determined by circulation size or the visiting SID.
- Minneapolis/St. Paul local television stations with network affiliation will be granted a shooting position (located near the slash camera position) and one seat in the radio deck.
- Any local television stations from visiting markets will be seated on the radio deck.
- Daily student newspapers will be placed on the radio deck with the exception of the Minnesota Daily. The Minnesota Daily will have one credential in the courtside press row. Any additional credentialed seats will be located in the radio deck.
- Any weekly, basketball specific, or school specific publications with the exception of the Minnesota Spokesman-Recorder will be seated on the radio deck and issue of credentials will be determined by space restrictions and the media relations office. The Minnesota Spokesman-Recorder will have one credential in the courtside press row.
- If there is no space available on either press row, media can request credentials and have access during the game to the media work room located on the second level of the east addition and postgame interview areas.

PHOTO AND FILM CREDENTIALS

All photo and game film credentials should be requested as early as possible because of severe space limitations. Photographers and film crews may work only in the designated areas. Photographers are not allowed on the court during play, but can photograph pregame and postgame activities, if they have requested such access from the media relations staff. Failure to comply will result in expulsion from the arena.

WEEKLY PRACTICE ACCESS/INTERVIEW AVAILABILITY

Coach Pitino and select Golden Gopher players will be made available for interviews the day before each game prior to the start of that day's practice. Interviews, in most cases, will be conducted in the Williams Arena Media Room. This is subject to change at the coaches discretion. It is strongly recommended that at least 24 hours notice be given to Dan Reising in the Athletic Communications Office to ensure that your request can be considered.



RICHARD PITINO

HEAD COACH | FOURTH SEASON

Richard Pitino AT A GLANCE

Born Sept. 16, 1982
 Hometown Boston, Mass.
 High School St. Sebastian's School (Needham, Mass.)
 College Providence, 2005 (B.S. History)
 Family Wife, Jill; Daughters, Ava & Zoe; Son, Jack

Collegiate Coaching Experience

2005-06	Assistant Coach	Northeastern
2006-07	Assistant Coach	Duquesne
2007-09	Assistant Coach	Louisville
2009-11	Assistant Coach	Florida
2011-12	Associate Head Coach	Louisville
2012-13	Head Coach	Florida International
2013-	Head Coach	Minnesota

Coaching Record

2012-13	Florida International	18-14
---------	-----------------------	-------

- Led FIU to first winning season since 1999-2000
- Guided Panthers to 18 wins, its highest total since 1997-98
- Led FIU to its first appearance in the Sun Belt Conference Tournament championship game.
- FIU finished with 11 conference wins on the season, the most by a Panther team since joining the Sun Belt Conference.

2013-	Minnesota	57-52
-------	-----------	-------

- Set a school record for victories and steals in a single season
- Guided Gophers to 2014 NIT Championship

Pitino's 43 wins is the **second-highest total** of all current Big Ten head coaches in their first two years at their respective school.

His **.606 winning percentage** in that time frame ties for third in that category.

Richard Pitino is in his fourth season as the 17th head coach of the University of Minnesota's Golden Gopher men's basketball team.

Last season saw several accomplishments, including the selection of freshman Jordan Murphy to the Big Ten All-Freshman Team. He was the Gophers' first honoree since 2005 and only the third ever. The Gophers also picked up signature victories over No. 6 Maryland at home, along with improving to 3-0 under Pitino in the Big Ten/ACC Challenge after a home victory over Clemson in November.

In 2015-16, the Gophers set a new school single-season record with 313 steals, passing the previous mark of 297 set in 2007-08. The team averaged 74.2 points per game, the highest since the 2001-02 season and the second straight season under head coach Richard Pitino that the Gophers have averaged more than 71 points per game. Two of his players garnered All-Big Ten honorable mentions in guard Andre Hollins (coaches & media) and Maurice Walker (media). In February, the Gophers defeated then-#25 and eventual Final Four team Michigan State in East Lansing for the first time since 1997 (later vacated) – the team's first road win over a top-25 team since 2012.

In year one, Pitino led the Gophers to their second National Invitation Tournament championship in program history, posting a school-record 25 wins in the process. Among those victories were three top-25 wins at home in Williams Arena, knocking off #9/8 Wisconsin, #11/9 Ohio State, and #20/19 Iowa. Those were part of the 20 home wins that the Gophers amassed during the season. Pitino's first Gopher team finished with eight Big Ten victories, seventh in the conference, along with an opening-round win in the Big Ten Tournament. The 2014-15 squad featured two All-Big Ten honorable mention players in junior guards Andre Hollins and DeAndre Mathieu, the latter one of four newcomers that arrived on campus with Pitino.

"We are excited to welcome Coach Pitino to the University of Minnesota," said University President Eric Kaler at the time of his hiring. "Pitino brings the energy, skill, passion and commitment we need to lead our program and develop our student-athletes, both on and off the court."

Pitino came to Gold Country after spending one season at the helm of the Florida International University (FIU) basketball program. Prior to his arrival in South Florida, FIU had not had a winning season since 1999-2000 and in the three seasons before his hiring posted a combined record of 26-65. In just one season, Pitino led the program to 18 wins, the fourth-most in program history, and its first appearance in the Sun Belt Conference Tournament championship game. FIU finished with 11 conference wins on the season, the most by a Panther team since joining the Sun Belt Conference.

Prior to leading FIU, Pitino served as the Associate Head Coach for one season and an assistant for two other seasons under his father, Rick, at Louisville. In three years overall with the Cardinals, he helped the program to a combined 88-25 record, a pair of NCAA Elite Eight berths (2008 and 2009) and one NCAA Final Four appearance (2012). His efforts also helped the Cards land two of top 15 recruiting classes in his three years (2007-08 and 2008-09). Pitino also spent time as an assistant for two seasons under Billy Donovan at Florida. In his time with the Gators, the club was a combined 50-20 with back-to-back NCAA Tournament appearances, including reaching the 2011 NCAA Southeast Regional finals before falling to NCAA runner-up Butler.

MINNESOTA WHEN...

	2016-17	2015-16
Home	6-0	7-10
Away	0-1	0-9
Neutral	—	1-4
Nonconference (includes post-season games)	6-1	6-7
Big Ten Conference	—	2-16
Big Ten Tournament	—	0-1
Leading at half	5-1	6-3
Trailing at half	1-0	2-19
Tied at half	—	0-1
Leading with 5:00 left	6-0	8-1
Trailing with 5:00 left	0-1	0-21
Tied with 5:00 left	—	0-1
Overtime	—	0-2
Shooting 50% or better from the field	3-0	1-2
Shooting less than 50% from the field	3-1	7-21
Opp. shoot 50% or better from the field	—	1-9
Opp. shoot less than 50% from the field	6-1	7-13
Make more 3s than opponent	3-1	5-4
Opponent makes more 3s	3-0	1-14
3s are equal	—	2-5
More FT attempts than opponent	6-0	7-11
Opponent had more FT attempts	0-1	1-12
FT attempts are equal	—	0-0
Out-rebound opponent	3-0	3-4
Out-rebounded by opponent	3-1	5-15
Rebounds are equal	—	0-4
Fewer turnovers than opponent	4-0	7-10
More turnovers than opponent	2-1	1-12
Turnovers are equal	—	0-1
Bench outscores opponent's bench	3-1	4-11
Opponent's bench outscores MN bench	3-0	4-12
Bench points are equal	—	0-0
Score 70 points or more	5-0	6-8
Score fewer than 70 points	1-1	2-15
Hold opponent to less than 70 points	3-0	6-4
Opponent scores 70 points or more	3-1	2-19
Score 80 points or more	5-0	3-1
Games decided by 1-5 points	—	3-7
Games decided by 6-10 points	1-1	1-6
Games decided by 11-15 points	3-0	1-5
Games decided by more than 15 points	2-0	3-5
November	6-1	5-2
December	—	1-5
January	—	0-9
February	—	2-4
March	—	0-3
On CBS, TruTV, TNT, TBS	—	0-0
On ESPN, ESPN2, ESPNU	0-1	2-4
On Big Ten Network	1-0	3-16
Other/Internet	5-0	3-3
Non-Televised	—	0-0
vs. ranked opponents	—	1-5
vs. unranked opponents	6-1	7-18
Miscellaneous Stats		
Current streak	L-1	L-4
Homecourt streak	W-6	L-1
Neutral streak	—	L-3
Road streak	L-1	L-9
Wearing White	4-0	4-7
Wearing Gold	2-0	3-6
Wearing Maroon	0-1	1-9
Wearing Black	—	0-1
Day Games	—	3-9
Night Games	6-1	5-13
Weekday Games	6-1	7-11
Weekend Games	—	1-11

2016-17 STARTING LINEUPS

Games	G	G	G/F	F	F/C	Record
1-5	Mason	McBrayer	Coffey	Murphy	Lynch	5-0
6	Mason	McBrayer	Coffey	Murphy	Curry	1-0
7	Mason	McBrayer	Coffey	Murphy	Lynch	0-1

2016-17 MISCELLANEOUS STATISTICS

ATTENDANCE	G	TOTAL	AVERAGE	DOUBLE-FIGURE REBOUNDS	SEASON (CAREER)
Home	6	51,852	8,642	Jordan Murphy	2 (11)
Away	1	5,993	5,993	Reggie Lynch	1 (1)
Neutral	—	—	—	Eric Curry	1 (1)
Total	7	57,845	8,264	Bakary Konaté	(4)
DUNK -0- METER				SEASON (CAREER)	
Jordan Murphy			10 (55)	Nate Mason	7 (40)
Amir Coffey			6 (6)	Jordan Murphy	7 (27)
Reggie Lynch			6 (6)	Dupree McBrayer	7 (21)
Bakary Konaté			4 (35)	Reggie Lynch	6 (6)
Dupree McBrayer			2 (4)	Amir Coffey	6 (6)
Eric Curry			2 (2)	Eric Curry	1 (1)
				Bakary Konaté	(26)
DOUBLE-DOUBLES				SEASON (CAREER)	
Jordan Murphy			2 (11)	Ahmad Gilbert	(6)
Bakary Konaté			(2)	Stephon Sharp	(4)
				Gaston Diedhiou	(2)
DOUBLE-FIGURE SCORING				SEASON (CAREER)	
Nate Mason			7 (44)	Reggie Lynch	1 (1)
Amir Coffey			6 (6)	Darin Haugh	(6)
Dupree McBrayer			5 (10)	Ahmad Gilbert	(5)
Jordan Murphy			4 (24)	Dupree McBrayer	(4)
Akeem Springs			4 (4)	Nate Mason	(4)
Reggie Lynch			3 (3)		
Eric Curry			2 (2)	FOULED OUT	SEASON (CAREER)
Bakary Konaté			(4)	Jordan Murphy	1 (6)
Stephon Sharp			(3)	Nate Mason	1 (2)
Ahmad Gilbert			(1)	Bakary Konaté	(1)
				Ahmad Gilbert	(1)
20-POINT GAMES				SEASON (CAREER)	
Amir Coffey			1 (1)		
Nate Mason			(3)		
Jordan Murphy			(2)		
DOUBLE-FIGURE ASSISTS				SEASON (CAREER)	
Nate Mason			(1)		

Largest Victory	24	vs. Mount St. Mary's (11/16/16)
Largest Defeat	8	at Florida State (11/28/16)
Largest Halftime Lead	22	vs. UL-Lafayette (11/11/16)
Largest Halftime Deficit	6	vs. UT Arlington (11/14/16)
Most Points In First Half	48	vs. UL-Lafayette (11/11/16)
Most Points In Second Half	51	vs. St. John's (11/18/16)
Most Points Allowed In First Half	41	twice; last vs. St. John's (11/18/16)
Most Points Allowed In Second Half	55	vs. St. John's (11/18/16)
Best Field Goal Pct. In A Half	61.5	1st half vs. UL-Lafayette (11/11/16)
Largest Lead	27	twice; last vs. Mount St. Mary's (11/16/16)
Largest Lead On Road	3	at Florida State (11/28/16)
Largest Lead - Neutral Site	—	—
Largest Blown Lead - Loss	3	at Florida State (11/28/16)
Largest Deficit	13	vs. St. John's (11/18/16)
Largest Deficit At Home	13	vs. St. John's (11/18/16)

THE LAST TIME...

RANKED IN A.P. TOP 25 Feb. 4, 2013 (No. 18)
 RANKED IN USA TODAY TOP 25 Feb. 4, 2013 (No. 18)
 DEFEATED AN A.P. NO. 1 TEAM Feb. 27, 2013 (Minnesota 77, No. 1 Indiana 73)
 DEFEATED AN A.P. TOP 5 TEAM Feb. 27, 2013 (Minnesota 77, No. 1 Indiana 73)
 DEFEATED AN A.P. TOP 10 TEAM Feb. 18, 2016 (Minnesota 68, No. 6 Maryland 63)
 DEFEATED AN A.P. TOP 25 TEAM Feb. 18, 2016 (Minnesota 68, No. 6 Maryland 63)
 DEFEATED A HIGHER RANKED TEAM ON THE ROAD *(when ranked)*

Feb. 12, 1994 (#23 Minnesota 109, #21 Wisconsin 78 in Madison, Wis.)
 DEFEATED A RANKED TEAM ON THE ROAD *(when unranked)*
 Feb. 26, 2015 (Minnesota 96, #25 Michigan State 90 in East Lansing, Mich.)
 DEFEATED A HIGHER RANKED TEAM AT NEUTRAL SITE *(when ranked)*
 Nov. 26, 2009 (#16 Minnesota 82, #10 Butler 73 in Anaheim, Calif.)
 DEFEATED A RANKED TEAM AT NEUTRAL SITE *(when unranked)*

Mar. 22, 2013 (Minnesota 83, No. 24 UCLA 63 - NCAA)
 SCORED 100 POINTS IN A GAME Dec. 27, 2014 (Minnesota 108, UNCW 82)
 ALLOWED 100 POINTS IN A GAME Feb. 20, 1988 (Iowa 107, Minnesota 86)

HELD OPPONENT TO LESS THAN 50 POINTS - WIN
 HELD OPPONENT TO LESS THAN 50 POINTS - LOSS

Jan. 26, 2013 (Wisconsin 45, Minnesota 44)
 HELD OPPONENT TO LESS THAN 40 POINTS Nov. 9, 2012 (Minnesota 72, American 36)
 HELD OPPONENT UNDER 20 POINTS IN A HALF Feb. 12, 2015 (Iowa - 19 in 1st half)
 HELD OPPONENT UNDER 15 POINTS IN A HALF Mar. 2, 2013 (Penn State - 12 in 1st half)
 DEFEATED A TEAM BY 30 POINTS Dec. 19, 2014 (Minnesota 92, Seattle 57)
 DEFEATED A TEAM BY 40 POINTS Nov. 20, 2014 (Minnesota 109, Franklin Pierce 57)
 SHOT 70 PERCENT FROM THE FIELD Feb. 11, 1984 (.714, vs. Indiana - 30 of 42)
 SHOT 60 PERCENT FROM THE FIELD Dec. 8, 2014 (.600 vs. North Dakota - 36 of 60)

MADE 10 THREE-POINTERS IN A GAME
 HAD 50 REBOUNDS IN A GAME Dec. 5, 2015 (50 vs. South Dakota)
 HAD 30 ASSISTS IN A GAME Dec. 2, 1991 (30 vs. Youngstown State)
 HAD 25 ASSISTS IN A GAME Dec. 27, 2014 (25 vs. UNCW)
 HAD 15 STEALS IN A GAME Feb. 7, 2015 (17 vs. Purdue)
 HAD 10 STEALS IN A GAME Mar. 11, 2015 (10 vs. Rutgers - BTT)

BLOCKED 10 SHOTS IN A GAME
 COMMITTED FEWER THAN 5 TURNOVERS Jan. 30, 2016 (4 at Indiana)
 FORCED 30 TURNOVERS Dec. 28, 2007 (30 vs. Nicholls State)
 FORCED 25 TURNOVERS Dec. 8, 2014 (25 vs. North Dakota)

HAD SIX PLAYERS SCORE IN DOUBLE FIGURES
 (Amir Coffey-19, Nate Mason-13, Eric Curry-12, Akeem Springs-11, Jordan Murphy-10, Reggie Lynch-10)

TWO PLAYERS WITH DOUBLE-DOUBLES IN THE SAME GAME
 Dec. 5, 2015 (Jordan Murphy - 19 points, 17 rebounds; Joey King - 17 points, 10 rebounds vs. South Dakota)

WON A GAME WITH THE LAST SHOT
 Feb. 6, 2010 (Lawrence Westbrook jumper as time expired at Penn State)

OVERTIME

PLAYED AN OVERTIME GAME Jan. 23, 2016 (Illinois 76, Minnesota 71 OT)
 PLAYED A DOUBLE OVERTIME GAME Dec. 5, 2015 (South Dakota 85, Minnesota 81 2OT)
 PLAYED A TRIPLE OVERTIME GAME Feb. 5, 2014 (Purdue 77, Minnesota 74 3OT)
 WON AN OVERTIME GAME Feb. 26, 2015 (Minnesota 96, Michigan State 90 OT)
 LOST AN OVERTIME GAME Jan. 23, 2016 (Illinois 76, Minnesota 71 OT)

MINNESOTA INDIVIDUAL RECORDS

TRIPLE-DOUBLE Mychal Thompson (34 pts, 12 reb, 12 blocks vs. Ohio State), 1/26/1976
 DOUBLE-DOUBLE (PTS-AST) Nate Mason (15 pts., 12 ast., vs. Purdue), 1/27/2015
DOUBLE-DOUBLE (PTS-RBS)

Jordan Murphy (18 pts., 12 rbs., vs. Mount St. Mary's), 11/16/2016
 40 OR MORE POINTS IN A GAME Andre Hollins (41 vs. Memphis), 11/23/2012
 35 POINTS IN A GAME Andre Hollins (41 vs. Memphis), 11/23/2012
30 POINTS IN A GAME Amir Coffey (30 vs. St. John's), 11/18/2016
 25 POINTS IN A GAME Amir Coffey (30 vs. St. John's), 11/18/2016
 25 POINTS IN A HALF Vincent Grier (25 in 2nd half vs. Wisconsin), 1/26/2005
 20 POINTS IN A HALF Joe Coleman (24 in 2nd half at Illinois), 1/09/2013
 20 REBOUNDS IN A GAME Richard Coffey (20 vs. Grambling State), 12/30/1987
 15 REBOUNDS IN A GAME Jordan Murphy (18 vs. Chicago State), 12/16/2015
 15 ASSISTS IN A GAME Arriel McDonald (16 vs. Wisconsin), 1/12/1994
 10 ASSISTS IN A GAME Nate Mason (12 vs. Purdue), 1/27/2015
 FIVE THREE-POINTERS IN A GAME Joey King and Nate Mason (5 vs. Illinois), 1/23/2016
 15 FREE THROWS MADE IN A GAME Trevor Mbakwe (16 vs. Fairfield), 11/17/2011
10 FREE THROWS MADE IN A GAME Amir Coffey (11 vs. St. John's), 11/18/2016
 FIVE STEALS IN A GAME Carlos Morris (5 vs. Purdue), 2/7/2015
FIVE BLOCKS IN A GAME Reggie Lynch (9 vs. St. John's), 11/18/2016
 10 BLOCKS IN A GAME Joel Przybilla (10 at Fresno State), 12/4/1998
 20 POINTS AND 10 ASSISTS IN A GAME

Lawrence McKenzie (22 points, 10 assists vs. Ohio State), 2/18/2007
 20 POINTS AND 10 REBOUNDS IN A GAME

Jordan Murphy (22 pts., 10 rbs., at Illinois), 2/28/2016
 CONSECUTIVE 30-POINT GAMES Vincent Grier (32 vs. Wisconsin; 32 vs. Northwestern), 2/5-9/2005

CONSECUTIVE 20-POINT GAMES Joey King (22 vs. UMKC; 20 vs. ULM), 11/13-15/2015

THREE STRAIGHT 20-POINT GAMES Andre Hollins (31 vs. Rutgers; 21 at Nebraska; 28 vs. Illinois), 1/17-24/2015

FOUR STRAIGHT 20-POINT GAMES Rodney Williams (20 vs. Michigan - BTT; 21 at La Salle - NIT; 21 at Miami - NIT; 24 at Middle Tennessee State - NIT), 3/9-21/2012

SIX STRAIGHT DOUBLE FIGURE REBOUND GAMES Trevor Mbakwe (12 vs. Michigan State; 11 vs. Northwestern; 11 at Illinois; 10 at Indiana; 10 vs. Michigan; 16 at Northwestern), 12/31-1/23/2013

SEVEN STRAIGHT DOUBLE FIGURE REBOUND GAMES Trevor Mbakwe (12 vs. Michigan State; 11 vs. Northwestern; 11 at Illinois; 10 at Indiana; 10 vs. Michigan; 16 at Northwestern; 10 at Wisconsin), 12/31-1/27/2013

OPPONENT INDIVIDUAL RECORDS

DOUBLE-DOUBLE Jonathan Isaac, Florida State (14 pts., 13 rbs.), 11/28/2016
 40 OR MORE POINTS IN A GAME Dennis Scott, Georgia Tech (40), 3/25/1990
30 POINTS IN A GAME Marcus Lovett, St. John's (31), 11/18/2016
25 POINTS IN A GAME Marcus Lovett, St. John's (31), 11/18/2016
 20 REBOUNDS IN A GAME Greg Brunner, Iowa (23), 1/18/2006
 15 REBOUNDS IN A GAME Jarrod Uthoff, Iowa (15), 2/14/2016
 15 ASSISTS IN A GAME B.J. Armstrong, Iowa (15), 2/18/1989
 10 ASSISTS IN A GAME Bryant McIntosh, Northwestern (11), 1/9/2016
FIVE THREE-POINTERS IN A GAME Marcus Lovett, St. John's (5), 11/18/2016
 10 FREE THROWS MADE IN A GAME Malcolm Hill, Illinois (13), 1/23/2016
 FIVE STEALS IN A GAME Corey Sanders, Rutgers (6), 3/5/2016
 FIVE BLOCKS IN A GAME Damonte Dodd, Maryland (6), 2/18/2016
 20 POINTS AND 10 REBOUNDS IN A GAME Jarrod Uthoff, Iowa (24 pts, 15 rbs), 2/14/2016

GAME 1: MINNESOTA 86, UL-LAFAYETTE 74

NOVEMBER 11, 2016 — WILLIAMS ARENA

GAME 2: MINNESOTA 84, UT ARLINGTON 67

NOVEMBER 14, 2016 — WILLIAMS ARENA

La.-Lafayette 1-0

No Name	Total FG FGA	3-Pt FG FGA	FT FTA	Rebounds OF DF TOT	PF TP	A TO BLK S	MIN
32 Washington, Bryce	f 5 11	0 0	6 7	5 10	3 16	0 2 1 1	29
33 Stalcup, Larenz	c 2 7	0 0	2 2	1 3 4	2 6	0 3 0 0	13
22 Stove, Johnathan	g 2 9	0 0	0 0	2 5 7	5 4	3 1 0 1	17
04 Bartley, Frank	g 0 4	0 2	2 4	1 2 3	2 2	3 2 0 2	31
01 Wright, Jay	g 1 10	1 4	3 4	0 3 3	0 6	2 1 0 2	34
11 Davis, Jerekius	1 2	0 1	1 4	4 1 5	5 3	1 2 1 1	16
03 Miller, Justin	7 14	2 6	5 5	0 1 1	5 21	0 1 0 2	22
15 Hardy, PJ	1 4	1 2	0 0	0 0 0	2 3	0 2 0 0	16
05 Evans, Kadavion	3 7	3 5	2 2	0 0 0	0 11	1 0 0 1	14
55 Plaisance, Scott	0 1	0 1	2 2	1 0 1	0 2	0 0 0 0	6
25 Brown, Roydehl	0 0	0 0	0 0	0 0 0	1 0	0 0 0 0	4
13 Broussard, Jacob	0 0	0 0	0 0	0 0 0	0 0	0 0 0 0	1
Team				6 2 8	0	1	
Totals	22 69	7 21	23 30	20 22 42	25 74	10 15 2 11	200
Total FG% 1st Half: 6-26 (23.1)	2nd: 16-43 (37.2)	Game: 22-69 (31.9)		Deadball			
3 PT FG% 1st Half: 2-11 (18.2)	2nd: 5-10 (50.0)	Game: 7-21 (33.3)		Rebounds			
FT% 1st Half: 12-12 (100.0)	2nd: 11-18 (61.1)	Game: 23-30 (76.7)		3			

Minnesota 1-0

No Name	Total FG FGA	3-Pt FG FGA	FT FTA	Rebounds OF DF TOT	PF TP	A TO BLK S	MIN
05 Coffey, Amir	g 3 5	2 3	5 8	1 2 3	4 13	3 4 0 1	27
03 Murphy, Jordan	f 3 7	0 1	0 0	2 2 4	4 6	1 1 1 1	18
22 Lynch, Reggie	c 4 6	0 0	2 4	4 4 8	4 10	0 0 2 0	19
01 McBrayer, Dupree	g 6 9	3 5	0 2	0 2 2	1 15	0 3 0 1	29
02 Mason, Nate	g 4 10	2 6	5 6	0 4 4	2 15	7 4 0 2	31
24 Curry, Eric	3 3	0 0	3 4	1 7 8	2 9	3 1 1 1	27
00 Springs, Akeem	3 10	3 8	2 2	0 2 2	1 11	2 2 0 0	23
42 Hurt, Michael	0 2	0 2	2 2	0 1 1	2 2	1 1 0 0	12
21 Konate, Bakary	1 1	0 0	0 0	0 2 2	3 2	0 1 1 0	7
32 Gilbert, Ahmad	0 0	0 0	0 0	1 1 1	2 0	0 1 0 0	3
15 Sharp, Stephon	0 0	0 0	2 2	0 0 0	1 2	0 0 0 0	2
04 Rudrud, Brady	0 0	0 0	1 2	0 1 1	1 2	0 0 0 0	1
10 Haugh, Darin	0 0	0 0	0 0	0 0 0	0 0	0 1 0 0	1
Team				0 3 3	0	0	
Totals	27 53	10 25	22 32	8 31 39	26 86	17 19 5 6	200
Total FG% 1st Half: 16-26 (61.5)	2nd: 11-27 (40.7)	Game: 27-53 (50.9)		Deadball			
3 PT FG% 1st Half: 7-13 (53.8)	2nd: 3-12 (25.0)	Game: 10-25 (40.0)		Rebounds			
FT% 1st Half: 9-13 (69.2)	2nd: 13-19 (68.4)	Game: 22-32 (68.8)		6			

Officials: Chris Beaver, Paul Szelc, Edwin Young III
 Technicals: La.-Lafayette-Bench Minnesota -None
 Attendance: 8,453

Scoring By Periods	1	2	Total
La.-Lafayette	26	48	74
Minnesota	48	38	86

UT Arlington 1-1

No Name	Total FG FGA	3-Pt FG FGA	FT FTA	Rebounds OF DF TOT	PF TP	A TO BLK S	MIN
10 Jones, Jalen	g 7 11	1 2	2 3	0 1 1	3 17	1 0 0 0	27
34 Pope, Faith	f 2 6	1 3	2 3	1 2 3	1 7	1 2 3 1	22
45 Bilbao, Jorge	f 0 2	0 1	2 4	2 2 4	5 2	1 3 0 0	17
04 Charles, Drew	g 3 8	3 5	0 2	0 1 1	4 9	0 0 0 0	17
01 Neal, Erick	g 4 14	4 11	0 2	0 4 4	3 12	5 3 0 0	35
22 Kabadyundi, Link	0 1	0 0	0 0	1 3 4	2 0	0 2 0 0	6
25 Hurvey, Kevin	1 6	0 2	6 6	1 5 6	2 8	1 2 0 0	23
05 Wilson, Kaelon	2 3	1 1	1 2	1 2 3	1 6	0 1 0 2	20
02 Bryant, DJ	1 1	0 0	0 0	0 0 0	4 2	0 1 0 0	5
03 Hawkins, Nathan	0 2	0 1	0 0	0 2 2	2 0	3 1 0 0	16
20 Harris, Julian	2 2	0 0	0 0	0 0 0	2 4	0 0 0 0	10
13 Kiris, Erkam	0 0	0 0	0 0	0 1 1	0 0	0 0 0 0	2
Team				1 2 3	0	0	
Totals	22 56	10 26	13 22	7 25 32	29 67	12 15 3 3	200
Total FG% 1st Half: 13-29 (44.8)	2nd: 9-27 (33.3)	Game: 22-56 (39.3)		Deadball			
3 PT FG% 1st Half: 9-18 (50.0)	2nd: 1-8 (12.5)	Game: 10-26 (38.5)		Rebounds			
FT% 1st Half: 6-9 (66.7)	2nd: 7-13 (53.8)	Game: 13-22 (59.1)		4			

Minnesota 2-0

No Name	Total FG FGA	3-Pt FG FGA	FT FTA	Rebounds OF DF TOT	PF TP	A TO BLK S	MIN
05 Coffey, Amir	g 3 11	0 4	4 6	1 3 4	3 10	0 1 0 2	26
03 Murphy, Jordan	f 2 9	0 1	7 8	6 6 12	2 11	0 1 2 0	35
22 Lynch, Reggie	c 5 6	0 0	4 4	3 2 5	3 14	0 2 3 0	16
01 McBrayer, Dupree	g 5 9	0 4	3 6	0 3 3	3 13	4 0 1 2	32
02 Mason, Nate	g 4 12	2 7	3 6	2 5 7	2 13	7 2 0 1	37
00 Springs, Akeem	0 4	0 3	3 4	1 3 4	2 3	1 1 0 1	16
24 Curry, Eric	3 5	0 1	6 6	2 5 7	2 12	1 1 0 1	27
32 Gilbert, Ahmad	2 3	1 2	0 0	0 2 2	1 5	0 0 0 0	6
21 Konate, Bakary	0 0	0 0	0 0	0 0 0	0 0	0 0 0 0	0+
15 Sharp, Stephon	0 0	0 0	0 0	0 0 0	1 0	0 0 0 0	1
10 Haugh, Darin	0 0	0 0	0 0	0 0 0	0 1	0 0 0 0	1
42 Hurt, Michael	0 0	0 0	0 0	0 0 0	0 0	0 0 0 0	1
41 Diedhiou, Gaston	0 0	0 0	0 0	0 0 0	0 0	0 0 0 0	1
04 Rudrud, Brady	1 1	1 1	0 0	0 0 0	0 3	0 0 0 0	1
Team				0 2 2	0	0	
Totals	25 60	4 23	30 40	15 32 47	19 84	14 8 6 7	200
Total FG% 1st Half: 9-30 (30.0)	2nd: 16-30 (53.3)	Game: 25-60 (41.7)		Deadball			
3 PT FG% 1st Half: 2-12 (16.7)	2nd: 2-11 (18.2)	Game: 4-23 (17.4)		Rebounds			
FT% 1st Half: 15-19 (78.9)	2nd: 15-21 (71.4)	Game: 30-40 (75.0)		5			

Officials: DJ Carstensen, Rob Kueneman, Courtney Green
 Technicals: UT Arlington-Bench Minnesota -None
 Attendance: 7,986

Scoring By Periods	1	2	Total
UT Arlington	41	26	67
Minnesota	35	49	84

GAME 3: MINNESOTA 80, MOUNT ST. MARY'S 56

NOVEMBER 16, 2016 — WILLIAMS ARENA

GAME 4: MINNESOTA 92, ST. JOHN'S 86

NOVEMBER 18, 2016 — WILLIAMS ARENA

Mount St. Mary's 0-3

No Name	Total FG FGA	3-Pt FG FGA	FT FTA	Rebounds OF DF TOT	PF TP	A TO BLK S	MIN
01 Sallah, Mawdo	f 0 6	0 0	0 0	0 2 2	3 0	1 0 0 0	14
05 Wray, Chris	f 1 1	0 0	1 4	2 1 3	2 3	1 1 1 0	13
23 Alexander, Greg	g 3 8	3 8	0 0	0 4 4	2 9	1 1 0 0	28
55 Long, Elijah	g 5 13	0 2	1 4	1 4 5	1 11	2 3 1 2	30
00 Robinson, Junior	g 6 14	2 7	2 2	0 1 1	2 16	3 2 0 0	33
11 Miller, Will	1 7	1 7	0 0	0 2 2	0 3	0 0 0 0	32
10 Wilson, Miles	1 6	0 2	1 2	0 3 3	3 3	0 1 0 0	20
54 Gomes, Ryan	3 6	0 0	0 0	1 2 3	3 6	0 2 0 1	14
04 Nwandu, Khalid	0 0	0 0	0 0	1 0 1	1 0	1 0 0 0	8
21 Miller, Randy	2 2	1 1	0 0	0 0 0	1 5	0 1 0 0	7
25 Thurston, Bryce	0 0	0 0	0 0	0 0 0	0 0	0 0 0 0	1
Team				1 0 1	0	0	
Totals	22 63	7 27	5 12	6 19 25	18 56	9 11 2 4	200
Total FG% 1st Half: 12-35 (34.3)	2nd: 10-28 (35.7)	Game: 22-63 (34.9)		Deadball			
3 PT FG% 1st Half: 5-19 (26.3)	2nd: 2-8 (25.0)	Game: 7-27 (25.9)		Rebounds			
FT% 1st Half: 0-0 (0.0)	2nd: 5-12 (41.7)	Game: 5-12 (41.7)		4			

Minnesota 3-0

No Name	Total FG FGA	3-Pt FG FGA	FT FTA	Rebounds OF DF TOT	PF TP	A TO BLK S	MIN
05 Coffey, Amir	g 4 10	0 3	2 2	1 3 4	2 10	3 1 0 0	28
03 Murphy, Jordan	f 8 9	0 0	2 7	3 9 12	2 18	2 1 2 1	31
22 Lynch, Reggie	c 0 2	0 0	6 8	0 6 6	4 6	5 2 1 0	19
01 McBrayer, Dupree	g 5 5	1 1	2 2	0 0 0	0 13	3 1 0 1	28
02 Mason, Nate	g 6 11	1 3	0 0	0 4 4	2 13	3 4 0 1	28
00 Springs, Akeem	4 7	2 5	0 0	0 6 6	0 10	1 1 0 0	16
24 Curry, Eric	2 4	0 0	2 4	3 5 8	3 6	1 2 1 0	19
21 Konate, Bakary	1 1	0 0	0 0	0 1 1	3 2	0 2 1 0	5
42 Hurt, Michael	0 2	0 2	0 0	0 0 0	1 0	0 1 0 0	12
32 Gilbert, Ahmad	0 2	0 1	0 0	0 2 2	0 0	0 0 0 0	4
15 Sharp, Stephon	0 0	0 0	0 0	0 0 0	0 0	0 1 0 0	3
04 Rudrud, Brady	0 0	0 0	0 0	0 0 0	0 0	0 0 0 0	3
41 Diedhiou, Gaston	1 1	0 0	0 0	0 0 0	0 2	0 0 0 0	3
10 Haugh, Darin	0 0	0 0	0 0	0 0 0	0 0	1 0 0 0	1
Team				1 2 3	0	0	
Totals	31 54	4 15	14 23	8 38 46	17 80	19 16 5 3	200
Total FG% 1st Half: 12-22 (54.5)	2nd: 19-32 (59.4)	Game: 31-54 (57.4)		Deadball			
3 PT FG% 1st Half: 1-7 (14.3)	2nd: 3-8 (37.5)	Game: 4-15 (26.7)		Rebounds			
FT% 1st Half: 12-19 (63.2)	2nd: 2-4 (50.0)	Game: 14-23 (60.9)		5			

Officials: Donnie Eppley, Rob Riley, Brian Dorsey
 Technicals: Mount St. Mary's -None Minnesota-Konate
 Attendance: 7,940

Scoring By Periods	1	2	Total
Mount St. Mary's	29	27	56
Minnesota	37	43	80

St. John's 2-1

No Name	Total FG FGA	3-Pt FG FGA	FT FTA	Rebounds OF DF TOT	PF TP	A TO BLK S	MIN
01 Ahmed, Bashir	g 5 12	3 6	2 4	2 8 10	4 15	1 2 0 1	28
14 Yakwe, Kassoum	f 1 3	0 0	1 2	2 5 7	3 3	0 1 2 0	27
35 Sima, Yankuba	f 2 6	0 0	5 6	3 3 6	4 9	0 0 0 0	18
02 Ponds, Shamorie	g 8 15	5 9	2 2	2 6 8	1 23	0 3 1 1	39
15 Lovett, Marcus	g 11 27	3 5	6 8	1 1 2	2 31	5 2 0 1	38
11 Owens, Tariq	2 5	0 0	1 2	5 1 6	5 5	1 2 2 1	14
00 Ellison, Malik	0 6	0 2	0 0	1 3 4	2 0	1 1 0 0	11
04 Mussini, Federico	0 3	0 3	0 0	0 3 3	2 0	1 0 0 0	19
20 Freudenberg, Richard	0 0	0 0	0 0	0 0 0	1 0	0 0 0 0	4
03 Alibegovic, Amar	0 2	0 2	0 0	1 0 1	0 0	0 0 1 0	2
Team				4 3 7	0	0	
Totals	29 79	11 27	17 24	21 33 54	24 86	9 11 6 4	200
Total FG% 1st Half: 12-37 (32.4)	2nd: 17-42 (40.5)	Game: 29-79 (36.7)		Deadball			
3 PT FG% 1st Half: 4-12 (33.3)	2nd: 7-15 (46.7)	Game: 11-27 (40.7)		Rebounds			
FT% 1st Half: 3-5 (60.0)	2nd: 14-19 (73.7)	Game: 17-24 (70.8)		5			

Minnesota 4-0

No Name	Total FG FGA	3-Pt FG FGA	FT FTA	Rebounds OF DF TOT	PF TP	A TO BLK S	MIN
05 Coffey, Amir	g 9 14	1 4	11 12	1 3 4	3 30	1 1 0 2	36
03 Murphy, Jordan	f 5 8	0 0	2 4	2 2 4	5 12	0 2 0 0	16
22 Lynch, Reggie	c 2 7	0 0	2 4	1 10 11	4 6	0 1 9 0	32
01 McBrayer, Dupree	g 6 12	2 2	4 5	1 4 5	1 18	5 1 0 0	35
02 Mason, Nate	g 4 10	1 3	4 4	0 5 5	0 13	7 0 0 2	35
24 Curry, Eric	1 6	0 0	0 0	2 3 5	4 2	3 1 2 0	19

GAME 5: MINNESOTA 85, ARKANSAS 71

NOVEMBER 22, 2016 — WILLIAMS ARENA

GAME 6: MINNESOTA 57, SOUTHERN ILLINOIS 45

NOVEMBER 25, 2016 — WILLIAMS ARENA

Arkansas 3-1

No Name	Total FG FGA	3-Pt FG FGA	FT FTA	Rebounds OF DF TOT	PF TP	A TO BLK	S	MIN
13 Thomas, Dustin	f 1 5	0 0	3 4	1 1 2	4 5	0 1 0 0	12	
33 Kingsley, Moses	f 3 8	0 0	4 5	2 8 10	5 10	0 2 3 1	27	
04 Macon, Daryl	g 4 11	0 4	4 4	1 4 5	1 12	1 5 0 2	26	
03 Hannahs, Dusty	g 7 12	1 2	5 5	1 1 2	1 20	0 3 0 0	29	
00 Barford, Jaylen	g 5 9	1 1	2 2	1 1 2	3 12	2 2 0 1	25	
05 Cook, Ariando	g 2 3	0 0	0 0	0 0 0	4 4	0 3 1 1	14	
21 Watkins, Manuete	g 2 6	0 0	0 0	2 2 4	3 4	1 1 0 3	22	
31 Beard, Anton	g 2 6	0 1	0 0	5 0 5	1 4	2 1 0 0	20	
01 Thompson, Trey	g 0 0	0 0	0 0	0 3 3	1 0	2 1 0 0	13	
23 Jones, CJ	g 0 0	0 0	0 0	0 0 0	1 0	0 1 0 0	4	
02 Bailey, Adrio	g 0 1	0 0	0 0	0 1 1	0 0	0 0 0 0	5	
12 Hazen, Brachen	g 0 0	0 0	0 0	0 0 0	0 0	0 0 0 0	3	
Team				3 1 4	0	1		
Totals	26 61	1 8	18 20	16 22 38	24 71	8 21 4 8	200	
Total FG% 1st Half: 9-32 (28.1)	2nd: 17-29 (58.6)	Game: 26-61 (42.6)		Deadball				
3 PT FG% 1st Half: 0-4 (0.0)	2nd: 1-4 (25.0)	Game: 1-8 (12.5)		Rebounds				
FT% 1st Half: 7-8 (87.5)	2nd: 11-12 (91.7)	Game: 18-20 (90.0)		1				

Minnesota 5-0

No Name	Total FG FGA	3-Pt FG FGA	FT FTA	Rebounds OF DF TOT	PF TP	A TO BLK	S	MIN
05 Coffey, Amir	g 7 12	2 2	3 4	0 1 1	2 19	3 2 1 1	32	
03 Murphy, Jordan	f 5 9	0 0	0 2	1 6 7	3 10	0 2 2 1	27	
22 Lynch, Reggie	c 4 5	0 0	2 5	2 5 7	1 10	0 2 3 1	21	
01 McBrayer, Dupree	g 1 3	1 1	0 0	0 0 0	4 3	1 2 1 0	15	
02 Mason, Nate	g 3 10	2 3	5 5	1 2 3	2 13	7 4 0 0	32	
00 Springs, Akeem	g 4 7	3 6	0 1	2 1 3	2 11	3 0 0 1	27	
24 Curry, Eric	g 2 4	0 0	8 8	2 2 4	1 12	1 0 0 2	26	
32 Gilbert, Ahmad	g 1 2	1 1	0 0	1 0 1	1 3	1 1 1 0	9	
42 Hurt, Michael	g 0 2	0 2	0 0	0 0 0	1 0	1 0 0 0	5	
21 Konate, Bakary	g 2 2	0 0	0 0	0 1 1	2 4	0 1 0 0	4	
15 Sharp, Stephon	g 0 0	0 0	0 0	0 0 0	0 0	0 0 0 0	1	
10 Haugh, Darin	g 0 0	0 0	0 0	0 0 0	0 0	0 0 0 0	1	
Team				1 2 3	0	0		
Totals	29 56	9 15	18 25	10 20 30	19 85	17 14 8 7	200	
Total FG% 1st Half: 15-30 (50.0)	2nd: 14-26 (53.8)	Game: 29-56 (51.8)		Deadball				
3 PT FG% 1st Half: 6-9 (66.7)	2nd: 3-6 (50.0)	Game: 9-15 (60.0)		Rebounds				
FT% 1st Half: 6-11 (54.5)	2nd: 12-14 (85.7)	Game: 18-25 (72.0)		2				

Officials: Bo Boroski, Larry Scirotto, Luke Schumer
 Technicals: Arkansas -None Minnesota -None
 Attendance: 8,997

Scoring By Periods	1	2	Total
Arkansas	25	46	71
Minnesota	42	43	85

Southern Illinois 3-3

No Name	Total FG FGA	3-Pt FG FGA	FT FTA	Rebounds OF DF TOT	PF TP	A TO BLK	S	MIN
33 O'Brien, Sean	f 2 9	0 2	0 0	1 3 4	4 4	1 1 1 0	23	
40 Bel, Thik	f 7 14	0 0	1 2	2 5 7	3 15	0 0 3 0	29	
05 Vincent, Leo	g 1 9	0 0	0 0	0 2 2	1 2	1 2 0 0	27	
22 Fletcher, Armon	g 3 8	1 4	0 0	2 1 3	3 7	1 1 0 3	29	
01 Rodriguez, Mike	g 2 6	0 2	3 4	0 5 5	3 7	9 3 0 0	39	
24 Stradnieks, Rudy	g 1 4	0 0	0 0	1 1 2	0 2	0 0 0 0	7	
15 Weiher, Austin	g 3 7	1 2	0 0	0 2 2	2 7	1 2 1 1	19	
13 Lloyd, Sean	g 0 4	0 3	1 2	0 3 3	1 1	1 0 0 0	23	
10 Cook, Aaron	g 0 0	0 0	0 0	0 0 0	0 0	0 0 0 0	2	
00 Wiley, Jonathan	g 0 0	0 0	0 0	0 2 2	1 0	0 0 0 0	2	
Team				5 2 7	0	2		
Totals	19 61	2 17	5 8	11 26 37	18 45	14 11 5 4	200	
Total FG% 1st Half: 9-31 (29.0)	2nd: 10-30 (33.3)	Game: 19-61 (31.1)		Deadball				
3 PT FG% 1st Half: 1-7 (14.3)	2nd: 1-10 (10.0)	Game: 2-17 (11.8)		Rebounds				
FT% 1st Half: 1-2 (50.0)	2nd: 4-6 (66.7)	Game: 5-8 (62.5)		1				

Minnesota 6-0

No Name	Total FG FGA	3-Pt FG FGA	FT FTA	Rebounds OF DF TOT	PF TP	A TO BLK	S	MIN
03 Murphy, Jordan	f 4 10	0 1	1 4	1 7 8	2 9	0 2 1 1	28	
24 Curry, Eric	f 3 10	0 0	2 4	3 8 11	2 8	2 5 1 1	35	
05 Coffey, Amir	g 6 9	1 3	0 1	1 3 4	1 13	2 1 0 0	35	
01 McBrayer, Dupree	g 4 10	1 4	2 4	0 3 3	0 11	6 0 0 1	33	
02 Mason, Nate	g 3 8	1 4	4 4	0 1 1	2 11	2 1 0 0	30	
21 Konate, Bakary	g 1 3	0 0	1 3	4 1 5	2 3	0 1 2 1	14	
00 Springs, Akeem	g 0 5	0 4	2 2	2 3 5	0 2	1 0 1 0	17	
32 Gilbert, Ahmad	g 0 0	0 0	0 0	0 2 2	0 0	0 0 0 0	5	
42 Hurt, Michael	g 0 0	0 0	0 0	0 0 0	0 0	0 0 0 0	3	
Team				0 5 5	0	0		
Totals	21 55	3 16	12 22	11 33 44	9 57	13 10 5 4	200	
Total FG% 1st Half: 12-30 (40.0)	2nd: 9-25 (36.0)	Game: 21-55 (38.2)		Deadball				
3 PT FG% 1st Half: 2-10 (20.0)	2nd: 1-6 (16.7)	Game: 3-16 (18.8)		Rebounds				
FT% 1st Half: 3-10 (30.0)	2nd: 9-12 (75.0)	Game: 12-22 (54.5)		7				

Officials: Gene Sterator, Ray Perone, Rob Kueneman
 Technicals: Southern Illinois -None Minnesota -None
 Attendance: 9,603

Scoring By Periods	1	2	Total
Southern Illinois	20	25	45
Minnesota	29	28	57

Other Stats	MINN	SIU	
Biggest Lead (first time - number of times)	15 (P-2 8:33 - 1)	4 (P-1 9:37 - 2)	Number Of Ties 2
Shots In The Paint	14/28 = 28 Pts	13/28 = 26 Pts	Number Of Lead Changes 2
Points Off Turnovers	11	10	
Points Off Offensive Rebounds	7	6	
Fast Break Points	6	6	
1st Shot of Bonus FT	2/3	0/0	
Longest FG Drought (Period-Times)	4:44 (P-2 9:11-4:27)	8:10 (P-1 8:26-0:16)	
Bench Points	5	10	

GAME 7: FLORIDA STATE 75, MINNESOTA 67

NOVEMBER 28, 2016 — TALLHASSEE, FL

Minnesota 67 • 6-1

# Player	Total		3-Ptr	FT-FTA	Rebounds			PF TP	A TO Blk Stl	Min
	FG-FGA	FG-FGA			Off	Def	Tot			
03 Murphy, Jordan	f 0-6	0-1	5-6	1 5 6	4 5	3 3 2 0	24			
22 Lynch, Reggie	c 2-6	0-0	3-6	2 2 4	2 7	0 2 1 0	15			
01 McBrayer, Dupree	g 2-11	1-6	2-4	0 2 2	2 7	2 3 0 0	31			
02 Mason, Nate	g 4-11	1-2	2-6	1 0 1	5 11	3 1 0 0	34			
05 Coffey, Amir	g 3-10	0-3	1-1	2 0 2	4 7	0 1 0 1	18			
00 Springs, Akeem	g 4-7	3-5	0-0	1 1 2	3 11	0 1 0 1	24			
15 Sharp, Stephon	g 0-0	0-0	0-0	0 0 0	0 0	0 0 0 0	2			
21 Konate, Bakary	g 1-1	0-0	5-7	1 5 6	2 7	0 1 1 1	14			
24 Curry, Eric	g 1-3	0-0	3-4	2 6 8	4 5	0 2 0 1	25			
32 Gilbert, Ahmad	g 2-4	2-4	1-2	0 0 0	2 7	0 3 0 0	13			
Team				4 0 4						
Totals	19-59	7-21	22-36	14 21 35	28 67	8 17 4 5	200			
FG % 1st Half: 7-24 29.2%	2nd half: 12-35 34.3%	Game: 19-59 32.2%		Deadball						
3FG % 1st Half: 4-12 33.3%	2nd half: 3-9 33.3%	Game: 7-21 33.3%		Rebounds						
FT % 1st Half: 15-20 75.0%	2nd half: 7-16 43.8%	Game: 22-36 61.1%		11.2						

Florida State 75 • 6-1

# Player	Total		3-Ptr	FT-FTA	Rebounds			PF TP	A TO Blk Stl	Min
	FG-FGA	FG-FGA			Off	Def	Tot			
01 Isaac, Jonathan	f 5-10	0-3	4-6	3 10 13	2 14	1 3 2 2	32			
50 Ojo, Michael	c 3-4	0-0	6-9	3 2 5	4 12	0 1 1 0	17			
04 Bacon, Dwayne	g 6-11	2-4	4-6	2 3 5	1 18	2 2 0 0	33			
14 Mann, Terance	g 1-4	0-1	2-2	0 5 5	3 4	1 2 0 2	28			
22 Rathan-Mayes, Xavier	g 3-7	0-2	1-2	0 3 3	3 7	1 2 0 0	22			
00 Cofer, Phil	g 0-3	0-2	0-0	0 0 0	0 0	0 1 0 0	15			
02 Walker, CJ	g 1-5	0-2	2-2	0 0 0	2 4	1 2 0 0	13			
03 Forrest, Trent	g 0-3	0-1	5-6	1 2 3	3 5	2 0 0 0	14			
05 Savoy, PJ	g 0-1	0-1	0-0	0 0 0	0 0	0 0 0 0	0+			
11 Angola-Rodas, Braian	g 0-0	0-0	1-2	0 1 1	1 1	1 2 0 1	4			
21 Koumadje, Christ	g 3-4	0-0	1-3	0 3 3	3 7	1 0 1 0	15			
23 Smith, Jarquez	g 1-2	0-0	1-2	0 0 0	3 3	0 0 0 0	7			
Team				3 0 3						
Totals	23-54	2-16	27-40	12 29 41	25 75	10 15 4 5	200			
FG % 1st Half: 9-26 34.6%	2nd half: 14-28 50.0%	Game: 23-54 42.6%		Deadball						
3FG % 1st Half: 1-9 11.1%	2nd half: 1-7 14.3%	Game: 2-16 12.5%		Rebounds						
FT % 1st Half: 12-18 66.7%	2nd half: 15-22 68.2%	Game: 27-40 67.5%		9						


Officials: Les Jones, Ted Valentine, Lee Cassell
 Technical fouls: Minnesota-None. Florida State-None.
 Attendance: 5993
 ACC-Big Ten Challenge

Score by periods	1st	2nd	Total
Minnesota	33	34	67
Florida State	31	44	75

	In	Off	2nd	Fast	Bench
Points	18	15	11	2	30
MINN	40	11	14	4	20
FS					

Last FG - MINN 2nd-00:17, FS 2nd-03:55.
 Largest lead - MINN by 3 1st-02:15, FS by 19 2nd-05:09.
 MINN led for 03:14, FS led for 34:00. Game was tied for 02:46.

Score tied - 8 times.
 Lead changed - 6 times.



**Oakeem
SPRINGS**

O

GUARD
graduate student

height: 6-4
weight: 220

Waukegan, Ill.

High School
Waukegan

Last School
Milwaukee

G

STATS ▼

MILESTONES

- Scored 900th career point at Florida State (11/28/16)
- Named a team captain for the 2016-17 season

2016-17 | REDSHIRT SENIOR SEASON:

Made Gopher debut with 11 points, two rebounds and two assists vs. UL Lafayette (11/11) • recorded four rebounds, three points, one assist and a steal vs. UT Arlington (11/14) • scored 10 points, six rebounds and an assist vs. Mount St. Mary's (11/16) • scored 11 points, three rebounds, three assists and a steal vs. Arkansas (11/22) • recorded five rebounds, two points, one block and an assist vs. SIU (11/25) • tied for team lead with 11 points, adding two rebounds and a steal at Florida State (11/28).

2013-16 | SOPHOMORE-REDSHIRT JUNIOR SEASONS (AT MILWAUKEE)

See *GopherSports.com* for full bio.

2012-13 | FRESHMAN SEASON (AT NORTHERN ILLINOIS)

See *GopherSports.com* for full bio.

HIGH SCHOOL:

Named to the 2012 Illinois Basketball Coaches Association 3A/4A All-State Third Team ... helped Waukegan Township reach the state finals in 2009 and 2010, a first for the Bulldogs since 1975 ... averaged 16.7 ppg and 8.4 rpg as a senior ... during his junior campaign, put up 22 points and seven boards per contest.

PERSONAL:

Son of Dwayne Springs and Areka Watkins ... earned his bachelors degree in communications at Milwaukee.

CAREER HIGHS

Minutes

43 vs. South Dakota (12/17/15)*

Points

33 at Youngstown State (1/7/16)*

FG Attempts

20 at Auburn (11/14/14)*

FG Made

14 at Youngstown State (1/7/16)*

FT Attempts

12 vs. Detroit (1/31/15)*

FT Made

9 vs. Detroit (1/31/15)*

3-Point FG Attempts

9 vs. Judson (11/18/12)^

3-Point FG Made

4 - twice; last at Youngstown State (1/7/16)*

Rebounds

13 vs. Wright State (1/20/15)*

Assists

5 vs. Oakland (2/10/15)*

Steals

3 vs. Valparaiso (2/26/16)*

Blocks

1 - 10 times; last vs. SIU (11/25/16)

* - at Milwaukee

^ - at Northern Illinois

2016-17 GAME-BY-GAME

Opponent (Date)	Start	Min	Fg-Fa	3g-3a	Ft-Fta	O-D/T	PF	A	TO	Blk	Stl	Pts
UL-Lafayette (11/11)	N	23	3-10	3-8	2-2	0-2/2	1	2	2	0	0	11
UT Arlington (11/14)	N	16	0-4	0-3	3-4	1-3/4	2	1	1	0	1	3
Mount St. Mary's (11/16)	N	16	4-7	2-5	0-0	0-6/6	0	1	1	0	0	10
St. John's (11/18)	N	10	1-6	1-4	0-0	2-1/3	0	1	0	0	0	3
Arkansas (11/22)	N	27	4-7	3-6	0-1	2-1/3	2	3	0	0	1	11
Southern Illinois (11/25)	N	17	0-5	0-4	2-2	2-3/5	0	1	0	1	0	2
Florida State (11/28)	N	24	4-7	3-5	0-0	1-1/2	3	0	1	0	1	11

Season	Gp	Gs	Min	Avg	3-POINT			REBOUNDS				Asst	TO	Blk	ST	Pf/Dq	Pts	Avg	
					Fg-Fga	Pct	Fg-Fga	Pct.	Ft-Fta	Pct.	O-D/Tot								Avg
2012-13	18	8	356	19.8	51-154	.331	20-80	.250	17-20	.850	13-40/53	2.9	14	26	2	12	24/0	139	7.7
2014-15	28	22	868	31.0	100-246	.407	24-84	.286	65-92	.707	36-100/136	4.9	48	53	3	17	43/0	289	10.3
2015-16	32	32	1022	31.9	154-314	.490	39-111	.351	76-107	.710	33-137/170	5.3	54	46	2	27	65/0	423	13.2
2016-17	7	0	133	19.0	16-46	.348	12-35	.343	7-9	.778	8-17/25	3.6	9	5	1	3	8/0	51	7.3
8 Career	89	62	2379	26.7	321-760	.422	95-310	.306	165-228	.724	90-294/384	4.3	125	130	8	59	140/0	902	10.1



dupree
McBRAYER

1

GUARD
sophomore

height: 6-5
weight: 190

Queens, N.Y.

High School
Sunrise Christian
Academy

G

STATS ▼

2016-17 | SOPHOMORE SEASON:

Tied for team high with 15 points and added two rebounds and a steal vs. UL-Lafayette (11/11) • scored 13 points with four assists, three rebounds, two steals and a block vs. UT Arlington (11/14) • did not miss in a 13-point outing with three assists and a steal vs. Mount St. Mary's (11/16) • scored new career high with 18 points, adding five rebounds and five assists vs. St. John's (11/18) • recorded three points, one block and an assist vs. Arkansas (11/22) • scored 11 points, six assists, three rebounds and a steal vs. SIU (11/25) • scored seven points, two rebounds and two assists at Florida State (11/28).

2015-16 | FRESHMAN SEASON:

Made collegiate debut vs. UMKC, scoring three points, three rebounds and two assists (11/13) • scored two points with two assists, one rebound and a block vs. Temple (11/19) • tallied two assists vs. Missouri State (11/20) • registered six points, three rebounds, two assists and a steal vs. Texas Tech (11/22) • scored four points and four assists with two steals vs. Omaha (11/27) • started and grabbed five rebounds with two points, two assists and a steal vs. Clemson (11/30) • scored 13 points, three rebounds, two steals and an assist vs. SDSU (12/8) • scored eight points, two rebounds, one assist and a steal vs. Oklahoma State (12/12) • posted four points, two steals, one block, one assist and a rebound vs. Chicago State (12/16) • scored six points, four assists and a rebound vs. Milwaukee (12/23) • contributed three points, two rebounds and two assists at Ohio State (12/30) • scored four points, two steals and two assists at Penn State (1/5) • scored eight points with four rebounds and two assists vs. Northwestern (1/9) • posted six points, two assists, one steal and one rebound at Nebraska (1/12) • scored nine points, three rebounds, three assists and three steals vs. Indiana (1/16) • scored nine points, four rebounds and two assists at Michigan (1/20) • dished eight assists and added five rebounds and two points with a steal vs. Illinois (1/23) • scored 13 points, five assists, two steals and two rebounds vs. Purdue (1/27) • recorded eight points, five assists, four rebounds and two steals at Indiana (1/30) • scored 11 points, five rebounds and an assist vs. Michigan (2/10) • posted 12 points, two rebounds, one block, one steal and an assist at Iowa (2/14) • recorded nine points, four steals, four assists and two rebounds in win over Maryland (2/18) • scored 14 points, seven assists, six rebounds, one block and a steal vs. Rutgers (2/23) • was suspended for the final four games of the season after a violation of team rules.

HIGH SCHOOL:

Spent one season at Sunrise Christian Academy prep school • as a member of the New Heights AAU team, contributed 13.5 points and a team-high 3.5 assists and 0.9 steals per game • during final high school season, helped the Patrick School repeat as Union County Tournament champion and averaged 10.5 points per game for the Celtics.

PERSONAL:

Parents are Tayra McFarlane and Maurice McBryer • has two brothers, Malik and Antoine • lists scoring 51 points in an all-star game during prep career as his basketball highlight • hobbies include playing video games, shopping and playing soccer • major is undecided.

CAREER HIGHS

Minutes

36 - twice; last vs. Rutgers (2/23/16)

Points

18 vs. St. John's (11/18/16)

FG Attempts

12 - twice; last vs. St. John's (11/18/16)

FG Made

6 - twice; last vs. St. John's (11/18/16)

FT Attempts

10 vs. South Dakota State (12/8/15)

FT Made

9 vs. South Dakota State (12/8/15)

3-Point FG Attempts

6 at Florida State (11/28/16)

3-Point FG Made

3 - twice; last vs. UL-Lafayette (11/11/16)

Rebounds

6 vs. Rutgers (2/23/16)

Assists

8 vs. Illinois (1/23/16)

Steals

4 vs. Maryland (2/18/16)

Blocks

1 - five times; last vs. Arkansas (11/22/16)


2016-17 GAME-BY-GAME

Opponent (Date)	Start	Min	Fg-Fa	3g-3a	Ft-Fta	O-D/T	PF	A	TO	Blk	Stl	Pts
UL-Lafayette (11/11)	Y	29	6-9	3-5	0-2	0-0/2	1	0	3	0	1	15
UT Arlington (11/14)	Y	32	5-9	0-4	3-6	0-3/3	3	4	0	1	2	13
Mount St. Mary's (11/16)	Y	28	5-5	1-1	2-2	0-0/0	0	3	1	0	1	13
St. John's (11/18)	Y	35	6-12	2-2	4-5	1-4/5	1	5	1	0	0	18
Arkansas (11/22)	Y	15	1-3	1-1	0-0	0-0/0	4	1	2	1	0	3
Southern Illinois (11/25)	Y	33	4-10	1-4	2-4	0-3/3	0	6	0	0	1	11
Florida State (11/28)	Y	31	2-11	1-6	2-4	0-2/2	2	2	3	0	0	7

2015-16 GAME-BY-GAME

Opponent (Date)	Start	Min	Fg-Fa	3g-3a	Ft-Fta	O-D/T	PF	A	TO	Blk	Stl	Pts	
UMKC (11/13)	N	20	0-7	0-2	3-4	0-3/3	2	2	1	0	0	3	
ULM (11/15)	N	7	0-2	0-1	0-0	0-0/0	2	0	1	0	0	0	
Temple (11/19)	N	16	0-1	0-1	2-4	0-1/1	3	2	1	1	0	2	
Missouri State (11/20)	N	5	0-2	0-0	0-0	0-0/0	1	2	0	0	0	0	
Texas Tech (11/22)	N	19	2-5	0-2	2-3	0-3/3	3	2	1	0	1	6	
Omaha (11/27)	N	20	1-4	1-2	1-4	0-0/0	0	4	0	0	2	4	
Clemson (11/30)	Y	18	0-4	0-2	2-2	1-4/5	1	2	1	0	1	2	
South Dakota (12/5)	N	12	0-2	0-2	0-0	0-0/0	1	0	0	0	0	0	
South Dakota St. (12/8)	N	28	2-7	0-2	9-10	1-2/3	3	1	1	0	2	13	
Oklahoma State (12/12)	Y	28	1-5	0-3	6-8	0-2/2	2	1	1	0	1	8	
Chicago State (12/16)	Y	21	1-4	1-4	1-2	0-1/1	1	1	1	1	2	4	
Milwaukee (12/23)	N	19	3-7	0-1	0-1	0-1/1	3	4	1	0	0	6	
Ohio State (12/30)	N	18	1-4	0-2	1-3	0-2/2	1	2	0	0	0	3	
Michigan State (1/2)	N	16	0-3	0-1	0-0	0-0/0	1	2	0	0	0	0	
Penn State (1/5)	N	18	1-4	1-1	1-2	0-0/0	1	2	2	0	2	4	
Northwestern (1/9)	N	21	2-4	0-0	4-6	0-4/4	1	2	3	0	0	8	
Nebraska (1/12)	Y	19	3-4	0-1	0-0	0-1/1	4	2	2	0	1	6	
Indiana (1/16)	Y	28	1-3	1-1	6-9	0-3/3	3	3	2	0	3	9	
Michigan (1/20)	Y	26	3-6	1-3	2-4	1-3/4	3	2	0	0	0	9	
Illinois (1/23)	Y	32	1-7	0-4	0-2	0-5/5	3	8	3	0	1	2	
Purdue (1/27)	Y	35	5-7	0-1	3-5	0-2/2	4	5	2	0	2	13	
Indiana (1/30)	Y	36	3-12	1-2	1-3	0-4/4	0	5	0	0	2	8	
Northwestern (2/4)	Y	31	0-2	0-0	3-4	0-3/3	2	1	4	0	1	3	
Michigan (2/10)	Y	26	3-5	0-1	5-7	0-5/5	0	1	2	0	0	11	
Iowa (2/14)	Y	31	3-7	2-2	4-6	1-1/2	1	1	0	1	1	12	
Maryland (2/18)	Y	27	4-8	1-2	0-0	1-1/2	4	4	1	0	4	9	
Rutgers (2/23)	Y	36	4-9	3-5	3-6	2-4/6	0	7	2	1	1	14	
Illinois (2/28)													
Wisconsin (3/2)													
Rutgers (3/5)													
Illinois (3/9 - BTT)													
Totals		27-14	613	44-135	12-48	59-95	7-55/62	50	68	32	4	27	159

Season	Gp	Gs	Min	Avg	3-POINT			REBOUNDS			Asst	TO	Blk	ST	Pf/Dq	Pts	Avg		
					Fg-Fga	Pct	Ft-Fta	Pct	O-D/Tot	Avg									
2015-16	27	14	613	22.7	44-135	.326	12-48	.250	59-95	.621	7-55/62	2.3	68	32	4	27	50/0	159	5.9
2016-17	7	7	203	29.0	29-59	.492	9-23	.391	13-23	.565	1-14/15	2.1	21	10	2	5	11/0	80	11.4
Career	34	21	816	24.0	73-194	.376	21-71	.296	72-118	.610	8-69/77	2.3	89	42	6	32	61/0	239	7.0



nate
MASON

2

GUARD
junior

height: 6-2
weight: 190

Decatur, Ga.

High School
Arlington Country
Day

G

STATS ▼

MILESTONES

- Named a team captain for the 2016-17 season
- Scored his 700th career point vs. UL-Lafayette (11/11/16)

2016-17 | JUNIOR SEASON:

Tied for team high with 15 points adding seven assists, four rebounds and two steals vs. UL-Lafayette (11/11) • tallied 13 points, career-high seven rebounds, seven assists and a steal vs. UT Arlington (11/14) • scored 13 points with four rebounds, three assists and a steal vs. Mount St. Mary's (11/16) • scored 13 points, seven assists, five rebounds and two steals vs. St. John's (11/18) • scored 13 points, seven assists and three rebounds vs. Arkansas (11/22) • posted 11 points, two assists and one rebound vs. SIU (11/25) • scored 11 points, three assists and a rebound at Florida State (11/28).

2015-16 | SOPHOMORE SEASON:

Scored 11 points, seven assists, three rebounds, two steals and a block in win vs. UMKC (11/13) • scored 12 points, four rebounds, four assists and a steal against ULM (11/15) • poured in career-high 20 points with five assists and two rebounds vs. Temple (11/19) • scored nine points, four assists and three rebounds vs. Missouri State (11/20) • posted six points and a steal vs. Texas Tech (11/22) • contributed 16 points, eight assists, three rebounds and one steal vs. Omaha (11/27) • scored 17 points, eight assists and two rebounds in win over Clemson (11/30) • contributed 11 points, three rebounds and two steals in career-high 42 minutes vs. South Dakota (12/5) • scored 18 points, five assists, two steals and two rebounds vs. SDSU (12/8) • scored team-high 14 points with three assists and two steals vs. Oklahoma State (12/12) • contributed 10 points, seven assists, two rebounds and two steals vs. Chicago State (12/16) • scored 10 points, five rebounds and an assist at Ohio State (12/30) • led team with 16 points and added six rebounds and three assists vs. Michigan State (1/2) • scored 19 points, three rebounds, three assists and two steals at Penn State (1/5) • led the team with 13 points and six assists with one rebound vs. Northwestern (1/9) • scored eight points at Nebraska (1/12) • posted five points, five assists and two rebounds vs. Indiana (1/16) • scored career- and game-high 25 points with five assists, three rebounds and a steal at Michigan (1/20) • posted 19 points, seven assists, five rebounds and one steal vs. Illinois (1/23) • earned first career double-double with 15 points and career-best 12 assists, adding three rebounds vs. Purdue (1/27) • led team with 21 points and added five rebounds, five assists and two steals at Indiana (1/30) • scored team-high 19 points and five assists with four rebounds and two steals vs. Michigan (2/10) • led the team with 14 points and six assists, adding three rebounds and a steal at Iowa (2/14) • scored team-high 18 points with six rebounds, six assists and two steals in win over Maryland (2/18) • posted 13 points, two rebounds and two assists vs. Rutgers (2/23) • was suspended for the final four games of the season after a violation of team rules.

PERSONAL:

Son of Tonya and Nate Mason • born Jul. 25, 1995 • has one younger sister, Taylor • most memorable sports thrill is hitting a half-court, game-winning shot • major is undecided.

Full bio available on GopherSports.com

FULL CAREER GAME-BY-GAME STATS ON PAGE 21

CAREER HIGHS

Minutes

42 - twice; last vs. Illinois (1/23/16)

Points

25 at Michigan (1/20/16)

FG Attempts

21 at Indiana (1/30/16)

FG Made

9 at Michigan (1/20/16)

FT Attempts

12 vs. Temple (11/19/15)

FT Made

11 vs. Temple (11/19/15)

3-Point FG Attempts

10 vs. Illinois (1/23/16)

3-Point FG Made

5 vs. Illinois (1/23/16)

Rebounds

7 vs. UT Arlington (11/14/16)

Assists

12 vs. Purdue (1/27/16)

Steals

6 - twice; last vs. Seattle (12/19/14)


Blocks

1 - three times; last vs. UMKC (11/13/15)

2016-17 GAME-BY-GAME

Opponent (Date)	Start	Min	Fg-Fa	3g-3a	Ft-Fta	O-D/T	PF	A	TO	Blk	Stl	Pts
UL-Lafayette (11/11)	Y	31	4-10	2-6	5-6	0-4/4	2	7	4	0	2	15
UT Arlington (11/14)	Y	37	4-12	2-7	3-6	2-5/7	2	7	2	0	1	13
Mount St. Mary's (11/16)	Y	28	6-11	1-3	0-0	0-4/4	2	3	4	0	1	13
St. John's (11/18)	Y	35	4-10	1-3	4-4	0-5/5	0	7	0	0	2	13
Arkansas (11/22)	Y	32	3-10	2-3	5-5	1-2/3	2	7	4	0	0	13
Southern Illinois (11/25)	Y	30	3-8	1-4	4-4	0-1/1	2	2	1	0	0	11
Florida State (11/28)	Y	34	4-11	1-2	2-6	1-0/1	5	3	1	0	0	11

Season	Gp	Gs	Min	Avg	3-POINT			REBOUNDS				Asst	TO	Blk	ST	Pf/Dq	Pts	Avg	
					Fg-Fga	Pct	Ft-Fta	Pct	O-D/Tot	Avg									
2014-15	33	8	862	26.1	115-281	.409	42-108	.389	51-83	.614	17-77/94	2.8	92	36	3	59	58/0	323	9.8
2015-16	27	27	880	32.6	130-334	.389	39-129	.302	74-93	.796	8-68/76	2.8	121	46	1	24	53/1	373	13.8
2016-17	7	7	227	32.4	28-72	.389	10-28	.357	23-31	.742	4-21/25	3.6	36	16	0	6	15/1	89	12.7
Career	67	42	1969	29.4	273-687	.397	91-265	.343	148-207	.715	29-166/195	2.9	249	98	4	89	126/2	785	11.7



jordan
MURPHY

3

FORWARD
sophomore

height: 6-6
weight: 240

San Antonio, Texas

High School
Brennan

F

STATS ▼

MILESTONES

- Named a team captain for the 2016-17 season
- 2016 BIG All-Freshman Team
- Two-Time Big Ten Freshman of the Week (12/7, 2/22)
- Became first freshman to record a double-double (vs. Clemson, 11/30/15) since Kris Humphries in 2003-04

2016-17 | SOPHOMORE SEASON:

Scored six points, four rebounds, one block, one steal and one assist vs. UL-Lafayette (11/11) • posted double-double with 12 rebounds and 11 points, adding two blocks vs. UT Arlington (11/14) • earned second double-double of the year with team-high 18 points and 12 rebounds, adding two assists, two blocks and a steal vs. Mount St. Mary's (11/16) • scored 12 points with four rebounds against St. John's (11/18) • scored 10 points, seven rebounds, two blocks and a steal vs. Arkansas (11/22) • posted nine points, eight rebounds, one block and a steal vs. SIU (11/25) • recorded six rebounds, five points, three assists and two blocks at Florida State (11/28).

2015-16 | FRESHMAN SEASON:

Posted nine points, five rebounds and one block in collegiate debut vs. UMKC (11/13) • scored six points, five rebounds, two assists, one block and a steal against ULM (11/15) • totaled six rebounds, three points and a block vs. Temple (11/19) • swatted three blocks and added three points and three rebounds vs. Missouri State (11/20) • scored eight rebounds, six points and an assist vs. Texas Tech (11/22) • scored 14 points with six rebounds, two steals and a block vs. Omaha (11/27) • posted first career double-double with team-high 24 points and 10 rebounds, adding two blocks and two steals with an assist vs. Clemson (11/30) • tallied double-double with 19 points and 17 rebounds, adding three assists and two steals vs. South Dakota (12/5) • scored six points, six rebounds and a steal vs. SDSU (12/8) • recorded 12 rebounds and 11 points for third double-double, adding one block and a steal vs. Oklahoma State (12/12) • posted fourth double-double with career-high 18 rebounds and 12 points, adding two blocks and two steals vs. Chicago State (12/16) • contributed 16 points and 10 rebounds for fifth double-double, adding two steals, two blocks and an assist vs. Milwaukee (12/23) • scored 11 points, five rebounds and one steal at Ohio State (12/30) • posted 14 points, nine rebounds and one steal vs. Michigan State (1/2) • recorded nine points and seven rebounds at Penn State (1/5) • led the team with 12 points and eight rebounds, adding an assist at Nebraska (1/12) • recorded 10 points, eight rebounds and two blocks vs. Indiana (1/16) • scored 13 points, eight rebounds and three blocks at Michigan (1/20) • posted double-double with 12 points and 10 rebounds, adding a steal vs. Illinois (1/23) • scored 12 points, four rebounds, four blocks and one steal vs. Purdue (1/27) • led team with 14 points and added five rebounds at Northwestern (2/4) • scored 14 points and team-high eight rebounds with two steals, one block and one assist vs. Michigan (2/10) • posted 11 points and six rebounds at Iowa (2/14) • scored double-double with 17 points and game-high 11 rebounds, adding a block and one steal in win over Maryland (2/18) • led all players with 19 points and 14 rebounds and added four steals, three assists and a block vs. Rutgers (2/23) • scored third-straight double-double with 22 points and 10 rebounds, adding a block and a steal at Illinois (2/28) • scored 15 points, five rebounds, two assists, one block and a steal vs. Wisconsin (3/2) • recorded seven points, seven rebounds, three assists, two blocks and one steal at Rutgers (3/5) • scored nine points, nine rebounds, three assists and two steals vs. Illinois (3/9 - BTT).

HIGH SCHOOL:

Averaged 23.6 points, 10.5 rebounds, 3.1 assists and 1.9 steals per game in his senior season • was the San Antonio Express-News 2015 Player of the Year • named the District 27-6A Most Valuable Player, a McDonald's All-American finalist, and was a Class 6A All-State selection by the Texas Association of Basketball Coaches.

PERSONAL:

Parents are Celia and Bernard Murphy • has two sisters, Geminise and Jovvi Johnson • lists scoring 44 points in a game as his career thrill • enjoys scary movies and cooking • major is undecided.

CAREER HIGHS

Minutes

39 - twice; last at Rutgers (3/5/16)

Points

24 vs. Clemson (11/30/15)

FG Attempts

21 - twice; last at Rutgers (3/5/16)

FG Made

10 vs. Illinois (2/28/16)

FT Attempts

12 vs. Chicago State (12/16/15)

FT Made

7 - twice; last vs. UT Arlington (11/14/16)

3-Point FG Attempts

4 - twice; last at Rutgers (3/5/16)

3-Point FG Made

2 at Penn State (1/5/16)

Rebounds

18 vs. Chicago State (12/16/15)

Assists

3 - four times; last at Florida State (11/28/16)

Steals

4 vs. Rutgers (2/23/16)

Blocks

4 vs. Purdue (1/27/16)

2016-17 GAME-BY-GAME

Opponent (Date)	Start	Min	Fg-Fa	3g-3a	Ft-Fta	O-D/T	PF	A	TO	Blk	Stl	Pts
UL-Lafayette (11/11)	Y	18	3-7	0-1	0-0	2-2/4	4	1	1	1	1	6
UT Arlington (11/14)	Y	35	2-9	0-1	7-8	6-6/12	2	0	1	2	0	11
Mount St. Mary's (11/16)	Y	31	8-9	0-0	2-7	3-9/12	2	2	1	2	1	18
St. John's (11/18)	Y	16	5-8	0-0	2-4	2-2/4	5	0	2	0	0	12
Arkansas (11/22)	Y	27	5-9	0-0	0-2	1-6/7	3	0	2	2	1	10
Southern Illinois (11/25)	Y	28	4-10	0-1	1-4	1-7/8	2	0	2	1	1	9
Florida State (11/28)	Y	24	0-6	0-1	5-6	1-5/6	4	3	3	2	0	5

2015-16 GAME-BY-GAME

Opponent (Date)	Start	Min	Fg-Fa	3g-3a	Ft-Fta	O-D/T	PF	A	TO	Blk	Stl	Pts	
UMKC (11/13)	N	20	2-3	1-1	4-6	1-4/5	2	0	1	1	0	9	
ULM (11/15)	N	23	2-6	0-1	2-2	2-3/5	2	2	1	1	1	6	
Temple (11/19)	N	21	0-1	0-1	3-4	1-5/6	4	0	3	1	0	3	
Missouri State (11/20)	N	12	1-1	0-0	1-2	1-2/3	4	0	2	3	0	3	
Texas Tech (11/22)	N	19	2-3	0-1	2-2	2-6/8	3	1	0	1	0	6	
Omaha (11/27)	N	16	4-7	0-0	6-9	0-6/6	4	0	1	1	2	14	
Clemson (11/30)	N	25	9-16	1-1	5-7	8-2/10	1	1	0	2	2	24	
South Dakota (12/5)	N	30	6-11	0-0	7-11	6-11/17	5	3	2	0	2	19	
South Dakota St. (12/8)	N	24	3-6	0-1	0-1	4-2/6	3	0	2	0	1	6	
Oklahoma State (12/12)	N	25	4-9	1-2	2-4	4-8/12	5	0	1	1	1	11	
Chicago State (12/16)	N	31	3-7	0-1	6-12	7-11/18	1	0	1	2	2	12	
Milwaukee (12/23)	Y	37	7-13	1-2	1-4	3-7/10	3	1	1	2	2	16	
Ohio State (12/30)	Y	22	4-7	0-0	3-6	3-2/5	4	0	2	0	1	11	
Michigan State (1/2)	Y	31	7-18	0-2	0-4	4-5/9	2	0	0	1	1	14	
Penn State (1/5)	Y	21	2-3	2-2	3-4	1-6/7	5	0	2	0	0	9	
Northwestern (1/9)	Y	22	1-5	0-2	2-2	0-3/3	3	0	4	1	2	4	
Nebraska (1/12)	Y	26	6-10	0-2	0-0	4-4/8	5	1	4	0	0	12	
Indiana (1/16)	Y	36	4-9	0-1	2-5	1-7/8	0	0	3	2	0	10	
Michigan (1/20)	Y	27	6-11	1-2	0-1	2-6/8	4	0	1	3	0	13	
Illinois (1/23)	Y	27	5-7	0-0	2-4	3-7/10	4	0	0	0	1	12	
Purdue (1/27)	Y	30	5-8	0-1	2-4	0-4/4	3	0	3	4	1	12	
Indiana (1/30)	Y	20	3-6	0-1	1-1	1-5/6	4	1	0	0	1	7	
Northwestern (2/4)	Y	17	4-5	0-1	6-8	3-2/5	4	0	0	0	0	14	
Michigan (2/10)	Y	35	5-11	0-1	4-4	2-6/8	5	1	1	1	2	14	
Iowa (2/14)	Y	27	4-9	0-0	3-4	3-3/6	4	0	2	0	0	11	
Maryland (2/18)	Y	26	5-16	0-3	7-8	5-6/11	4	0	0	1	1	17	
Rutgers (2/23)	Y	33	8-17	0-1	3-5	6-8/14	4	3	1	1	4	19	
Illinois (2/28)	Y	39	10-21	1-4	1-2	3-7/10	4	0	6	1	1	22	
Wisconsin (3/2)	Y	34	7-12	1-2	0-0	0-5/5	3	2	3	1	1	15	
Rutgers (3/5)	Y	39	3-21	0-4	1-3	4-3/7	2	3	3	2	1	7	
Illinois (3/9 - BTT)	Y	34	3-14	0-1	3-5	3-6/9	2	3	5	0	2	9	
Totals		31-20	830	135-293	9-41	82-134	87-162/249	103	22	55	32	32	361

Season	Gp	Gs	Min	Avg	3-POINT			REBOUNDS			Asst	TO	Blk	ST	PF/Dq	Pts	Avg		
					Fg-Fga	Pct	Pct.	Ft-Fta	Pct.	O-D/Tot								Avg	
2015-16	31	20	830	26.8	135-293	.461	9-41	.220	82-134	.612	87-162/249	8.0	22	55	32	32	103/5	361	11.6
2016-17	7	7	179	25.6	27-58	.466	0-4	.000	17-31	.548	16-37/53	7.6	6	12	10	4	22/1	71	10.1
Career	38	27	1009	26.6	162-351	.462	9-45	.200	99-165	.600	103-199/302	7.9	28	67	42	36	125/6	432	11.4



brady
RUDRUD

4

GUARD
freshman

height: 6-3
weight: 185

Eden Prairie, Minn.

High School
Eden Prairie

G

STATS ▼

2016-17 | FRESHMAN SEASON:

Scored a free throw and grabbed one rebound against UL-Lafayette (11/11) • sank a 3-pointer against UT Arlington (11/14) • played three minutes vs. Mount St. Mary's (11/16).

HIGH SCHOOL:

Averaged 13 points, six rebounds and four assists per game for the Eagles • earned team MVP and All-Lake Conference honors • helped lead team to conference co-championship in 2015 after 24-5 season • was the state's AAU most valuable player in 2013 and earned first team All-AAU State honors in 2014 • four-year letterwinner helping lead team to 84-34 record.

PERSONAL:

Parents are Kim and Dean Rudrud • has two brothers, Dillon and Spencer • father, Dean, played tennis at University of North Dakota • lists winning section tournament and playing in Minnesota State Tournament as biggest sports thrill • enjoys watching TV and hanging out with friends • plans to major in business.

CAREER HIGHS

Minutes

3 vs. Mount St. Mary's (11/16/16)

Points

3 vs. UT Arlington (11/14/16)

FG Attempts

1 vs. UT Arlington (11/14/16)

FG Made

1 vs. UT Arlington (11/14/16)

FT Attempts

2 vs. UL-Lafayette (11/11/16)

FT Made

1 vs. UL-Lafayette (11/11/16)

3-Point FG Attempts

1 vs. UT Arlington (11/14/16)

3-Point FG Made

1 vs. UT Arlington (11/14/16)

Rebounds

1 vs. UL-Lafayette (11/11/16)

Assists

—

Steals

—

Blocks

—

2016-17 GAME-BY-GAME

Opponent (Date)	Start	Min	Fg-Fa	3g-3a	Ft-Fta	O-D/T	PF	A	TO	Blk	Stl	Pts
UL-Lafayette (11/11)	N	1	0-0	0-0	1-2	0-1/1	0	0	0	0	0	1
UT Arlington (11/14)	N	1	1-1	1-1	0-0	0-0/0	0	0	0	0	0	3
Mount St. Mary's (11/16)	N	3	0-0	0-0	0-0	0-0/0	0	0	0	0	0	0
St. John's (11/18)			DNP (Coach's Decision)									
Arkansas (11/22)			DNP (Coach's Decision)									
Southern Illinois (11/25)			DNP (Coach's Decision)									
Florida State (11/28)			DNP (Coach's Decision)									

Season	Gp	Gs	Min	Avg	3-POINT			REBOUNDS					Asst	TO	Blk	ST	Pf/Dq	Pts	Avg
					Fg-Fga	Pct	Ft-Fta	Pct	O-D/Tot	Avg									
2016-17	3	0	5	1.7	1-1	1.000	1-1	1.000	1-2	.500	0-1/1	0.3	0	0	0	0	0/0	4	1.3
Career	3	0	5	1.7	1-1	1.000	1-1	1.000	1-2	.500	0-1/1	0.3	0	0	0	0	0/0	4	1.3



amir
COFFEY

5

GUARD
freshman

height: 6-8
weight: 195

Hopkins, Minn.

High School
Hopkins

G

STATS ▼

MILESTONES:

- Big Ten Freshman of the Week (11/21/16)

2016-17 | FRESHMAN SEASON:

Made Gopher debut as a starter, scoring 13 points, three rebounds, three assists and a steal vs. UL-Lafayette (11/11) • contributed 10 points, four rebounds and two steals vs. UT Arlington (11/14) • scored 10 points, four rebounds and three assists vs. Mount St. Mary's (11/16) • led the team with 30 points, adding four rebounds, two steals and an assist (11/18) • scored team-high 19 points, all in the second half, and added three assists, one block, one steal and a rebound vs. Arkansas (11/22) • led the team with 13 points, adding four rebounds and two steals vs. SIU (11/25) • scored seven points, two rebounds and a steal at Florida State (11/28).

HIGH SCHOOL:

Earned Minnesota Mr. Basketball honors as the top player in the state his senior season • selected the Associated Press State Player of the Year and Star Tribune Metro Player of the Year • led his Royals team to the Class 4A state championship • was a consensus national top-50 and four-star prospect, and is the highest rated prospect to join the Gophers since Kris Humphries in 2003 • averaged 19.9 points per game in 2015-16 after missing his junior season due to a knee injury • scored 14.3 points per game as a sophomore • four-year letterwinner under head coach Ken Novak, helping lead team to a combined record of 105-20.

PERSONAL:

Parents are Sheba Coffey and Richard Coffey • has two older sisters, Sydney and Nia, who played college basketball at Marist and Northwestern, respectively • sister Nia is a current Wildcat senior who earned 2016 WBCA Division I All-American and AP All-America Honorable Mention plaudits • father was a four-year member of the Gophers basketball team from 1986-90 and went on to play for the NBA's Minnesota Timberwolves • lists winning state championship at Hopkins as his biggest sports thrill • major is undecided.

CAREER HIGHS

Minutes

36 vs. St. John's (11/18/16)

Points

30 vs. St. John's (11/18/16)

FG Attempts

14 vs. St. John's (11/18/16)

FG Made

9 vs. St. John's (11/18/16)

FT Attempts

12 vs. St. John's (11/18/16)

FT Made

11 vs. St. John's (11/18/16)

3-Point FG Attempts

4 - twice; last vs. St. John's (11/18/16)

3-Point FG Made

2 - twice; last vs. Arkansas (11/22/16)

Rebounds

4 - three times; last vs. St. John's (11/18/16)

Assists

3 - twice; last vs. Mount St. Mary's (11/16/16)

Steals

2 - twice; last vs. St. John's (11/18/16)

Blocks

1 vs. Arkansas (11/22/16)

2016-17 GAME-BY-GAME

Opponent (Date)	Start	Min	Fg-Fa	3g-3a	Ft-Fta	O-D/T	PF	A	TO	Blk	Stl	Pts
UL-Lafayette (11/11)	Y	27	3-5	2-3	5-8	1-2/3	4	3	4	0	1	13
UT Arlington (11/14)	Y	26	3-11	0-4	4-6	1-3/4	3	0	1	0	2	10
Mount St. Mary's (11/16)	Y	28	4-10	0-3	2-2	1-3/4	2	3	1	0	0	10
St. John's (11/18)	Y	36	9-14	1-4	11-12	1-3/4	3	1	1	0	2	30
Arkansas (11/22)	Y	32	7-12	2-2	3-4	0-1/1	2	3	2	1	1	19
Southern Illinois (11/25)	Y	35	6-9	1-3	0-1	1-3/4	1	2	1	0	0	13
Florida State (11/28)	Y	18	3-10	0-3	1-1	2-0/2	4	0	1	0	1	7

Season	Gp	Gs	Min	Avg	3-POINT			REBOUNDS					Asst	TO	Blk	ST	Pf/Dq	Pts	Avg
					Fg-Fga	Pct	Fg-Fga	Pct.	Ft-Fta	Pct.	O-D/Tot	Avg							
2016-17	7	7	202	28.9	35-71	.493	6-22	.273	26-34	.765	7-15/22	3.1	12	11	1	7	19/0	102	14.6
Career	7	7	202	28.9	35-71	.493	6-22	.273	26-34	.765	7-15/22	3.1	12	11	1	7	19/0	102	14.6



**darin
HAUGH**

10

GUARD

redshirt senior

height: 5-11
weight: 180

Prior Lake, Minn.

Previous School
Bethany Lutheran

High School
Eastview

G

STATS ▼

2016-17 | REDSHIRT SENIOR SEASON:

Saw one minute of action during the season opener against UL-Lafayette (11/11) • recorded one assist and a rebound vs. UT Arlington (11/14) • dished one assist vs. Mount St. Mary's (11/16).

2015-16 | REDSHIRT JUNIOR SEASON:

Made Gopher debut against Chicago State (12/16) • appeared in one minute during win over Rutgers (2/23) • played at Illinois (2/28) • took two shot attempts against Wisconsin (3/2) • scored first points as a Gopher with basket against Illinois (3/9 - BTT).

2014-15 | JUNIOR SEASON:

Sat out the season due to NCAA transfer rules.

2013-14 | SOPHOMORE SEASON (BETHANY LUTHERAN):

Saw action in four games, all in a starting role • averaged 10.8 points and 2.5 rebounds in 34.2 minutes per game • also totaled 18 assists (4.5 apg) and 10 steals (2.5 spg).

2012-13 | FRESHMAN SEASON (UW-PLATTEVILLE):

Appeared in four games • totaled nine points, three rebounds, three assists and one steal while averaging 13.3 minutes per game.

HIGH SCHOOL:

Earned all-conference, all-state and academic all-state as a senior ... helped his team to three conference championships and led Eastview to a 28-2 record and a sectional championship in his final prep season ... recorded 98 steals and ranked second best three-pointer percentage all-time in Minnesota as a senior.

PERSONAL:

Son of Dan and Lori Haugh ... major is business and marketing education.

CAREER HIGHS

Minutes

8 at Rutgers (3/5/16)

Points

2 vs. Illinois (3/9/16 - BTT)

FG Attempts

2 vs. Wisconsin (3/2/16)

FG Made

1 vs. Illinois (3/9/16 - BTT)

FT Attempts

—

FT Made

—

3-Point FG Attempts

1 - twice; last at Rutgers (3/5/16)

3-Point FG Made

—

Rebounds

1 vs. UT Arlington (11/14/16)

Assists

1 - twice; last vs. Mount St. Mary's (11/16/16)

Steals

—

Blocks

—

2016-17 GAME-BY-GAME

Opponent (Date)	Start	Min	Fg-Fa	3g-3a	Ft-Fta	O-D/T	PF	A	TO	Blk	Stl	Pts
UL-Lafayette (11/11)	N	1	0-0	0-0	0-0	0-0/0	0	0	1	0	0	0
UT Arlington (11/14)	N	1	0-0	0-0	0-0	0-1/1	0	1	0	0	0	0
Mount St. Mary's (11/16)	N	1	0-0	0-0	0-0	0-0/0	0	1	0	0	0	0
St. John's (11/18)			DNP (Coach's Decision)									
Arkansas (11/22)	N	1	0-0	0-0	0-0	0-0/0	0	0	0	0	0	0
Southern Illinois (11/25)			DNP (Coach's Decision)									
Florida State (11/28)			DNP (Coach's Decision)									

2015-16 GAME-BY-GAME

Opponent (Date)	Start	Min	Fg-Fa	3g-3a	Ft-Fta	O-D/T	PF	A	TO	Blk	Stl	Pts	
UMKC (11/13)			DNP (Injury)										
ULM (11/15)			DNP (Injury)										
Temple (11/19)			DNP (Injury)										
Missouri State (11/20)			DNP (Injury)										
Texas Tech (11/22)			DNP (Injury)										
Omaha (11/27)			DNP (Injury)										
Clemson (11/30)			DNP (Coach's Decision)										
South Dakota (12/5)			DNP (Coach's Decision)										
South Dakota St. (12/8)			DNP (Coach's Decision)										
Oklahoma State (12/12)			DNP (Coach's Decision)										
Chicago State (12/16)	N	1	0-0	0-0	0-0	0-0/0	0	0	0	0	0	0	
Milwaukee (12/23)			DNP (Coach's Decision)										
Ohio State (12/30)			DNP (Coach's Decision)										
Michigan State (1/2)			DNP (Coach's Decision)										
Penn State (1/5)			DNP (Coach's Decision)										
Northwestern (1/9)			DNP (Coach's Decision)										
Nebraska (1/12)			DNP (Coach's Decision)										
Indiana (1/16)			DNP (Coach's Decision)										
Michigan (1/20)			DNP (Coach's Decision)										
Illinois (1/23)			DNP (Coach's Decision)										
Purdue (1/27)			DNP (Coach's Decision)										
Indiana (1/30)			DNP (Coach's Decision)										
Northwestern (2/4)			DNP (Coach's Decision)										
Michigan (2/10)			DNP (Coach's Decision)										
Iowa (2/14)			DNP (Coach's Decision)										
Maryland (2/18)			DNP (Coach's Decision)										
Rutgers (2/23)	N	1	0-0	0-0	0-0	0-0/0	0	0	0	0	0	0	
Illinois (2/28)	N	1	0-0	0-0	0-0	0-0/0	0	0	0	0	0	0	
Wisconsin (3/2)	N	3	0-2	0-1	0-0	0-0/0	0	0	0	0	0	0	
Rutgers (3/5)	N	8	0-1	0-1	0-0	0-0/0	0	0	1	0	0	0	
Illinois (3/9 - BTT)	N	6	1-1	0-0	0-0	0-0/0	0	0	2	0	0	2	
Totals		6-0	20	1-4	0-2	0-0	0-0/0	0	0	3	0	0	2

Season	Gp	Gs	Min	Avg	3-POINT				REBOUNDS				Asst	TO	Blk	ST	Pf/Dq	Pts	Avg
					Fg-Fga	Pct	Ft-Fta	Pct	O-D/Tot	Avg	Asst	TO							
2015-16	6	0	20	3.3	1-4	.250	0-2	.000	0-0	.000	0-0/0	0.0	0	3	0	0	0/0	2	0.3
2016-17	4	0	4	1.0	0-0	.000	0-0	.000	0-0	.000	0-1/1	0.3	2	1	0	0	0/0	0	0.0
Career	10	0	24	2.4	1-4	.250	0-2	.000	0-0	.000	0-1/1	0.1	2	4	0	0	0/0	2	0.2



stephon
SHARP

15

GUARD
sophomore

height: 6-3
weight: 190

Bloomington, Minn.

High School
Hopkins

G

STATS ▼

2016-17 | SOPHOMORE SEASON:

Sank a pair of free throws against UL-Lafayette (11/11) • grabbed a steal at Florida State (11/28).

2015-16 | FRESHMAN SEASON:

Made collegiate debut against ULM (11/15) • scored three points, two assists, one block and a rebound against Chicago State (12/16) • recorded a block and an assist at Nebraska (1/12) • started and scored 19 points, adding three rebounds, one steal and one assist at Illinois (2/28) • led all players with 16 points and added four rebounds and three assists against Wisconsin (3/2) • scored 13 points, five rebounds, two assists and a block at Rutgers (3/5) • recorded six points, one rebound and an assist vs. Illinois (3/9 - BTT).

HIGH SCHOOL:

Was a three-time letterwinner for the Royals • averaged more than 15 points, six rebounds and two assists per game during his senior season • as a junior, scored 10 points and three rebounds per game • was a member of the state runner-up and Lake Conference and section championship teams • team finished as the top-ranked Class 4A school in the state of Minnesota • National Honor Society member.

PERSONAL:

Parents are Rebecca and Darryl Sharp • has a younger sister, Saige • uncle, Duer Sharp played football at Wisconsin and is the commissioner of the Southwestern Athletic Conference (SWAC) • lists playing in 2012 and 2014 state championships as biggest sports thrill • plans to major in sports management.

CAREER HIGHS

Minutes	3-Point FG Attempts
39 at Illinois (2/28/16)	6 at Illinois (2/28/16)
Points	3-Point FG Made
19 at Illinois (2/28/16)	4 at Illinois (2/28/16)
FG Attempts	Rebounds
19 at Rutgers (3/5/16)	5 at Rutgers (3/5/16)
FG Made	Assists
6 - twice; last at Rutgers (3/5/16)	3 vs. Wisconsin (3/2/16)
FT Attempts	Steals
8 vs. Wisconsin (3/2/16)	1 - twice; last at Florida State (11/28/16)
FT Made	Blocks
7 vs. Wisconsin (3/2/16)	1 - three times; last at Rutgers (3/5/16)


2016-17 GAME-BY-GAME

Opponent (Date)	Start	Min	Fg-Fa	3g-3a	Ft-Fta	O-D/T	PF	A	TO	Blk	Stl	Pts
UL-Lafayette (11/11)	N	2	0-0	0-0	2-2	0-0/0	1	0	0	0	0	2
UT Arlington (11/14)	N	1	0-0	0-0	0-0	0-0/0	1	0	0	0	0	0
Mount St. Mary's (11/16)	N	3	0-0	0-0	0-0	0-0/0	0	0	1	0	0	0
St. John's (11/18)			DNP (Coach's Decision)									
Arkansas (11/22)	N	1	0-0	0-0	0-0	0-0/0	0	0	0	0	0	0
Southern Illinois (11/25)			DNP (Coach's Decision)									
Florida State (11/28)	N	2	0-0	0-0	0-0	0-0/0	0	0	0	0	1	0

2015-16 GAME-BY-GAME

Opponent (Date)	Start	Min	Fg-Fa	3g-3a	Ft-Fta	O-D/T	PF	A	TO	Blk	Stl	Pts	
UMKC (11/13)			DNP (Coach's Decision)										
ULM (11/15)	N	0+	0-0	0-0	0-0	0-0/0	1	0	0	0	0	0	
Temple (11/19)			DNP (Coach's Decision)										
Missouri State (11/20)			DNP (Coach's Decision)										
Texas Tech (11/20)			DNP (Coach's Decision)										
Omaha (11/27)			DNP (Coach's Decision)										
Clemson (11/30)			DNP (Coach's Decision)										
South Dakota (12/5)			DNP (Coach's Decision)										
South Dakota St. (12/8)			DNP (Coach's Decision)										
Oklahoma State (12/12)	N	3	0-0	0-0	0-0	0-0/0	1	0	0	0	0	0	
Chicago State (12/16)	N	10	1-2	0-0	1-1	0-1/1	0	2	0	1	0	3	
Milwaukee (12/23)	N	2	0-0	0-0	0-0	0-0/0	0	0	0	0	0	0	
Ohio State (12/30)			DNP (Coach's Decision)										
Michigan State (1/2)			DNP (Coach's Decision)										
Penn State (1/5)			DNP (Coach's Decision)										
Northwestern (1/9)			DNP (Coach's Decision)										
Nebraska (1/12)	N	5	0-0	0-0	0-0	0-0/0	1	1	0	1	0	0	
Indiana (1/16)	N	3	0-0	0-0	0-0	0-0/0	1	0	0	0	0	0	
Michigan (1/20)	N	3	0-1	0-1	0-0	0-0/0	1	0	0	0	0	0	
Illinois (1/23)	N	1	0-0	0-0	0-0	0-0/0	0	0	0	0	0	0	
Purdue (1/27)			DNP (Coach's Decision)										
Indiana (1/30)	N	4	0-0	0-0	0-0	0-0/0	1	0	0	0	0	0	
Northwestern (2/4)	N	2	0-0	0-0	1-2	0-0/0	0	0	0	0	0	1	
Michigan (2/10)			DNP (Coach's Decision)										
Iowa (2/14)			DNP (Coach's Decision)										
Maryland (2/18)			DNP (Coach's Decision)										
Rutgers (2/23)	N	7	0-0	0-0	0-0	0-0/0	0	0	0	0	0	0	
Illinois (2/28)	Y	39	6-10	4-6	3-4	1-2/3	2	1	7	0	1	19	
Wisconsin (3/2)	Y	37	4-11	1-3	7-8	3-1/4	3	3	0	0	0	16	
Rutgers (3/5)	Y	33	6-19	0-4	1-2	4-1/5	2	2	7	1	0	13	
Illinois (3/9 - BTT)	Y	37	2-7	0-3	2-3	0-1/1	2	1	2	0	0	6	
Totals		15-4	185	19-50	5-17	15-20	8-6/14	15	10	16	3	1	58

Season	Gp	Gs	Min	Avg	3-POINT			REBOUNDS			Asst	TO	Blk	ST	Pf/Dq	Pts	Avg		
					Fg-Fga	Pct	Fg-Fga	Pct	Ft-Fta	Pct								O-D/Tot	Avg
2015-16	15	4	185	12.3	19-50	.380	5-17	.294	15-20	.750	8-6/14	0.9	10	16	3	1	15/0	58	3.9
2016-17	5	0	9	1.8	0-0	.000	0-0	.000	2-2	1.000	0-0/0	0.0	0	1	0	1	2/0	2	0.4
Career	20	4	194	9.7	19-50	.380	5-17	.294	17-22	.773	8-6/14	0.7	10	17	3	2	17/0	60	3.0



**bakary
KONATÉ**

21

CENTER
junior

height: 6-11
weight: 235

Bamako, Mali

High School
Sunrise Christian
Academy

C

STATS ▼

2016-17 | JUNIOR SEASON:

Scored two points, two rebounds and a block vs. UL-Lafayette (11/11) • scored two points, one rebound and a block vs. Mount St. Mary's (11/16) • scored four points with a rebound vs. Arkansas (11/22) • recorded five rebounds, three points, two blocks and a steal vs. SIU (11/25) • scored seven points, six rebounds, one block and a steal at Florida State (11/28).

2015-16 | SOPHOMORE SEASON:

Swatted three blocks and added two points, two rebounds and a steal vs. UMKC (11/13) • scored six points with two rebounds and a block vs. ULM (11/15) • posted nine points, three rebounds and two blocks vs. Temple (11/19) • recorded eight points, five rebounds and an assist vs. Missouri State (11/20) • grabbed three rebounds and scored a basket vs. Texas Tech (11/22) • posted first career double-double with 14 points and 10 rebounds, adding three blocks and two assists vs. Omaha (11/27) • registered career-high four blocks and added four points and two rebounds vs. South Dakota (12/5) • tallied 10 rebounds, four points, three blocks and a steal vs. SDSU (12/8) • grabbed career high 11 rebounds and added three points, one steal, one block and an assist vs. Milwaukee (12/23) • scored six points, six rebounds, two blocks and a steal vs. Michigan State (1/2) • posted four points, two rebounds, a block and a steal at Penn State (1/5) • recorded four points, three rebounds, two steals and a block vs. Northwestern (1/9) • scored eight points, seven rebounds and a steal vs. Purdue (1/27) • scored eight points, seven rebounds and one block at Indiana (1/30) • recorded seven rebounds, six points and one block at Northwestern (2/4) • grabbed nine rebounds and added five points and a block at Iowa (2/14) • recorded career-high 14 rebounds and added five points against Wisconsin (3/2) • posted double-double with 11 rebounds and 10 points at Rutgers (3/5) • scored eight points, seven rebounds and two assists against Illinois (3/9 - BTT).

2014-15 | FRESHMAN SEASON:

Made collegiate debut against Louisville, scoring two points and a rebound (11/14) • Recorded two rebounds and a block vs. Western Kentucky (11/18) • scored six points, four steals, three rebounds and one block vs. Franklin Pierce (11/20) • contributed two points, a rebound, one steal and a block vs. North Dakota (12/8) • scored six points, six rebounds, and one steal vs. Southern (12/10) • posted season highs of nine points, eight rebounds, two assists and two blocks against Seattle (12/19) • scored four points, three rebounds, one block and an assist vs. Furman (12/22) • recorded two rebounds, one block and a steal vs. UNCW (12/27) • scored two points, one rebound and an assist vs. Rutgers (1/17) • posted seven rebounds, two points and one block at Nebraska (1/20) • recorded three points, two rebounds and a steal vs. Illinois (1/24) • grabbed four rebounds and scored two points at Wisconsin (2/21) • posted four rebounds, two points, two assists, one block and a steal in win at Michigan State (2/26) • scored seven points, four rebounds, one block and a steal vs. Wisconsin (3/5) • scored four points with two rebounds vs. Rutgers (3/11 - BTT).

HIGH SCHOOL:

A graduate of IES La Vega de San Jose in Grand Canary Island, Spain • spent one year at Sunrise Basketball Academy but did not compete in any games • was a four-year high school starter, averaging nine rebounds, 7.5 points and one block per game • played in the Adidas Nations Basketball Tournament in Chicago as part of Team Mali • competed internationally at 15 years old for Club Baloncesto Gran Canaria in Spain • named MVP of the U-16 Spanish Clubs Championships at the 2009 Nike International Junior Tournament in Berlin.

PERSONAL:

Son of Seydou and Oumou Konaté • born Dec. 15, 1993 • is one of 14 siblings • has three brothers who played college basketball in the United States: Ibrahim (Boston University), Lassana (LeMoyné-Owen) and Fousseini (LeMoyné-Owen) • hobbies include watching movies and dancing • plans to major in business management.

CAREER HIGHS

Minutes

35 at Northwestern (2/4/16)

Points

14 vs. Omaha (11/27/15)

FG Attempts

10 vs. Purdue (1/27/16)

FG Made

5 vs. Omaha (11/27/15)

FT Attempts

8 vs. Southern (12/10/14)

FT Made

6 - twice; last at Northwestern (2/4/16)

3-Point FG Attempts

1 vs. ULM (11/15/15)

3-Point FG Made

—

Rebounds

14 vs. Wisconsin (3/2/16)

Assists

2 - four times; last vs. Illinois (3/9/16 - BTT)

Steals

4 vs. Franklin Pierce (11/20/14)

Blocks

4 vs. South Dakota (12/5/15)

2016-17 GAME-BY-GAME


Opponent (Date)	Start	Min	Fg-Fa	3g-3a	Ft-Fta	O-D/T	PF	A	TO	Blk	Stl	Pts
UL-Lafayette (11/11)	N	7	1-1	0-0	0-0	0-2/2	3	0	1	1	0	2
UT Arlington (11/14)	N	0+	0-0	0-0	0-0	0-0/0	0	0	0	0	0	0
Mount St. Mary's (11/16)	N	5	1-1	0-0	0-0	0-1/1	3	0	2	1	0	2
St. John's (11/18)	N	3	0-2	0-0	0-0	1-0/1	1	0	0	0	0	0
Arkansas (11/22)	N	4	2-2	0-0	0-0	0-1/1	2	0	1	0	0	4
Southern Illinois (11/25)	N	14	1-3	0-0	1-3	4-1/5	2	0	1	2	1	3
Florida State (11/28)	N	14	1-1	0-0	5-7	1-5/6	2	0	1	1	1	7

2015-16 GAME-BY-GAME

Opponent (Date)	Start	Min	Fg-Fa	3g-3a	Ft-Fta	O-D/T	PF	A	TO	Blk	Stl	Pts	
UMKC (11/13)	N	6	1-1	0-0	0-1	1-1/2	1	0	0	3	1	2	
ULM (11/15)	N	20	3-5	0-1	0-1	1-1/2	2	0	1	1	0	6	
Temple (11/19)	Y	22	3-5	0-0	3-3	1-2/3	4	0	2	0	0	9	
Missouri State (11/20)	Y	24	3-4	0-0	2-4	1-4/5	4	1	1	0	0	8	
Texas Tech (11/22)	Y	14	1-2	0-0	0-0	3-0/3	4	0	3	0	0	2	
Omaha (11/27)	Y	25	5-8	0-0	4-4	3-7/10	1	2	0	3	0	14	
Clemson (11/30)	Y	17	0-3	0-0	0-0	0-0/0	0	0	0	0	0	0	
South Dakota (12/5)	Y	21	1-1	0-0	2-2	1-1/2	2	0	2	4	0	4	
South Dakota St. (12/8)	Y	29	1-5	0-0	2-4	2-8/10	0	0	3	3	1	4	
Oklahoma State (12/12)	Y	21	1-1	0-0	0-2	3-3/6	5	0	2	1	0	2	
Chicago State (12/16)	Y	20	0-2	0-0	2-4	1-1/2	4	0	3	1	0	2	
Milwaukee (12/23)	Y	27	1-4	0-0	1-2	2-9/11	0	1	3	1	1	3	
Ohio State (12/30)	Y	15	0-1	0-0	0-0	0-1/1	3	0	1	0	0	0	
Michigan State (1/2)	Y	21	3-4	0-0	0-0	3-3/6	4	0	2	2	1	6	
Penn State (1/5)	Y	20	2-2	0-0	0-0	2-0/2	4	1	0	1	1	4	
Northwestern (1/9)	Y	34	5-8	0-0	2-2	2-1/3	4	1	1	1	0	12	
Nebraska (1/12)	Y	21	2-4	0-0	1-2	1-1/2	3	0	1	1	0	5	
Indiana (1/16)	Y	15	2-3	0-0	0-0	0-2/2	2	0	0	1	0	4	
Michigan (1/20)	Y	15	1-2	0-0	0-0	1-3/4	3	1	1	0	0	2	
Illinois (1/23)	Y	11	1-1	0-0	0-0	0-1/1	1	0	1	0	0	2	
Purdue (1/27)	Y	24	4-10	0-0	0-0	1-6/7	4	0	1	0	1	8	
Indiana (1/30)	Y	22	3-4	0-0	2-2	3-4/7	4	0	0	1	0	8	
Northwestern (2/4)	Y	35	0-1	0-0	6-6	0-7/7	2	0	1	1	0	6	
Michigan (2/10)	Y	21	2-2	0-0	0-0	1-4/5	4	0	1	1	0	4	
Iowa (2/14)	Y	30	2-3	0-0	1-3	2-7/9	4	0	1	1	0	5	
Maryland (2/18)	Y	20	0-2	0-0	0-0	0-4/4	3	1	3	2	0	0	
Rutgers (2/23)	Y	11	0-0	0-0	1-2	0-2/2	3	0	1	0	0	1	
Illinois (2/28)	N	23	1-3	0-0	0-0	1-6/7	3	2	1	0	0	2	
Wisconsin (3/2)	N	27	1-2	0-0	3-6	5-9/14	2	0	2	0	0	5	
Rutgers (3/5)	Y	29	3-8	0-0	4-4	5-6/11	3	0	1	0	0	10	
Illinois (3/9 - BTT)	Y	34	3-8	0-0	2-2	2-5/7	2	2	2	0	0	8	
Totals		31-26	673	55-109	0-1	38-56	48-109/157	85	12	36	31	6	148

FULL CAREER STATS ON PAGE 21

Season	Gp	Gs	Min	Avg	3-POINT			REBOUNDS			Asst	TO	Blk	ST	Pfd/Dq	Pts	Avg		
					Fg-Fga	Pct	Ft-Fta	Pct	O-D/Tot	Avg									
2014-15	25	0	222	8.9	19-35	.543	0-0	.000	18-34	.529	18-34/52	2.1	6	16	10	39/0	56	2.2	
2015-16	31	26	673	21.7	55-109	.505	0-1	.000	38-56	.679	48-109/157	5.1	12	36	31	6	85/1	148	4.8
2016-17	7	0	47	6.7	6-10	.600	0-0	.000	6-10	.600	6-10/16	2.3	0	6	5	2	13/0	18	2.6
Career	63	26	942	15.0	80-154	.519	0-1	.000	62-100	.620	72-153/225	3.6	18	58	46	18	137/1	222	3.5



reggie
LYNCH

22

CENTER
redshirt junior

height: 6-10
weight: 260

Edina, Minn.

High School
Edina

Last School
Illinois State

C

STATS ▼

2016-17 | REDSHIRT JUNIOR SEASON:

Made Gopher debut and scored 10 points, eight rebounds and two blocks vs. UL-Lafayette (11/11) • led team with 14 points and added five rebounds and three blocks vs. UT Arlington (11/14) • dished career-high five assists and added six points, six rebounds and two blocks vs. Mount St. Mary's (11/16) • grabbed 11 rebounds and blocked nine shots, adding six points against St. John's (11/18) • scored 10 points, seven rebounds, three blocks and a steal vs. Arkansas (11/22) • missed the SIU game due to an ankle injury • returned to action with seven points, four rebounds and a block at Florida State (11/28).

2015-16 | JUNIOR SEASON:

Sat out the season due to NCAA transfer rules.

**2013-15 | FRESHMAN/SOPHOMORE SEASONS
(AT ILLINOIS STATE)**

See *GopherSports.com* for full bio.

HIGH SCHOOL:

Was one of the top shot-blockers in the state of Minnesota • Helped lead Edina High School (24-8) to a third place finish at the 2012-13 state tournament • Tallied 22 points with 10 rebounds and four blocks in the winning effort to secure third • As a junior, averaged 10.1 points per game and led Edina to the Section Six Class AAAA finals • Following his senior year, was invited to participate in the 2013 Minnesota Basketball Coaches Association All-Star Game • Also played for the Minnesota Magic Elite AAU program.

PERSONAL:

Parents are Marlene and John Lynch • has one brother, Max • uncle, Kevin Lynch, played basketball at Minnesota and was a second-round NBA draft pick by the Charlotte Hornets • lists beating tenth-ranked Wichita State while at Illinois State and making it to state in high school as his favorite basketball memories • enjoys movies and dogs • majoring in business marketing education.

CAREER HIGHS

Minutes	3-Point FG Attempts
32 - three times; last vs. St. John's (11/18/16)	-
Points	3-Point FG Made
18 at Southern Illinois (2/7/15)*	-
FG Attempts	Rebounds
13 at Evansville (2/28/15)*	13 at DePaul (12/14/14)*
FG Made	Assists
6 - seven times; last at Drake (1/18/14)*	5 vs. Mount St. Mary's (11/16/16)
FT Attempts	Steals
11 vs. Morehead State (3/19/14)*	3 - twice; last at DePaul (12/14/14)*
FT Made	Blocks
7 - twice; last vs. Green Bay (3/18/15)*	9 vs. St. John's (11/18/16)
* - at Illinois State	

2016-17 GAME-BY-GAME

Opponent (Date)	Start	Min	Fg-Fa	3g-3a	Ft-Fta	O-D/T	PF	A	TO	Blk	Stl	Pts
UL-Lafayette (11/11)	Y	19	4-6	0-0	2-4	4-4/8	4	0	0	2	0	10
UT Arlington (11/14)	Y	16	5-6	0-0	4-4	3-2/5	3	0	2	3	0	14
Mount St. Mary's (11/16)	Y	19	0-2	0-0	6-8	0-6/6	4	5	2	1	0	6
St. John's (11/18)	Y	32	2-7	0-0	2-4	1-10/11	4	0	1	9	0	6
Arkansas (11/22)	Y	21	4-5	0-0	2-5	2-5/7	1	0	2	3	1	10
Southern Illinois (11/25)			DNP (Injury - Ankle)									
Florida State (11/28)	Y	15	2-6	0-0	3-6	2-2/4	2	0	2	1	0	7

Season	Gp	Gs	Min	Avg	3-POINT			REBOUNDS					Asst	TO	Blk	ST	Pf/Dq	Pts	Avg
					Fg-Fga	Pct	Fg-Fga	Pct.	Ft-Fta	Pct.	O-D/Tot	Avg							
2013-14	34	20	690	20.3	110-189	.582	0-0	.000	63-114	.553	63-101/164	4.8	8	56	96	20	126/10	283	8.3
2014-15	33	30	731	22.2	116-228	.509	0-0	.000	82-120	.683	91-87/178	5.4	8	53	93	23	122/10	314	9.5
2016-17	6	6	122	20.3	17-32	.531	0-0	.000	19-31	.613	12-29/41	6.8	5	9	19	1	18/0	53	8.8
Career	73	56	1543	21.1	243-449	.541	0-0	.000	164-265	.619	166-217/383	5.2	21	118	208	44	266/20	650	8.9



eric
CURRY

24

FORWARD
freshman

height: 6-9
weight: 235

Memphis, Tenn.

High School
Southwest
Christian
Academy

F

STATS ▼

2016-17 | FRESHMAN SEASON:

Made Gopher debut and scored nine points, eight rebounds, three assists, one block and a steal vs. UL-Lafayette (11/11) • scored 12 points, seven rebounds, one assist and a steal vs. UT Arlington (11/14) • recorded five points, three assists, two blocks and two points (11/18) • scored 12 points, four rebounds, two steals and an assist vs. Arkansas (11/22) • made first career start and led all players with 11 rebounds, adding eight points, two assists, one block and one steal vs. SIU (11/25) • posted eight rebounds, five points and a steal at Florida State (11/28).

HIGH SCHOOL:

Rated a four-star prospect and a top-100 player • averaged 15 points, eight rebounds and two assists per game his senior year with the Lions • helped lead the Lions to the 2014 NACA Division 4 National Championship • posted averages 15.4 points and 8.6 rebounds for Southwest Christian his junior year • four-year letterwinner • as a member of the Arkansas Wings AAU team, averaged 10.1 points and 6.6 rebounds as a member of its 17U EYBL team.

PERSONAL:

Mother is Audrea Phipps • has one sister, Keonia • nickname is "E" • lists winning Nike 16U Peach Jam as greatest sports thrill • enjoys playing video games and hanging out with friends • plans to major in sports management/communications.

CAREER HIGHS

Minutes

35 vs. Southern Illinois (11/25/16)

Points

12 - twice; last vs. Arkansas (11/22/16)

FG Attempts

10 vs. Southern Illinois (11/25/16)

FG Made

3 - three times; last vs. Southern Illinois (11/25/16)

FT Attempts

8 vs. Arkansas (11/22/16)

FT Made

8 vs. Arkansas (11/22/16)

3-Point FG Attempts

1 vs. UT Arlington (11/14/16)

3-Point FG Made

-

Rebounds

11 vs. Southern Illinois (11/25/16)

Assists

3 - twice; last vs. St. John's (11/18/16)

Steals

2 vs. Arkansas (11/22/16)


Blocks

2 vs. St. John's (11/18/16)

2016-17 GAME-BY-GAME

Opponent (Date)	Start	Min	Fg-Fa	3g-3a	Ft-Fta	O-D/T	PF	A	TO	Blk	Stl	Pts
UL-Lafayette (11/11)	N	27	3-3	0-0	3-4	1-7/8	2	3	1	1	1	9
UT Arlington (11/14)	N	27	3-5	0-1	6-6	2-5/7	2	1	1	0	1	12
Mount St. Mary's (11/16)	N	19	2-4	0-0	2-4	3-5/8	3	1	2	1	0	6
St. John's (11/18)	N	19	1-6	0-0	0-0	2-3/5	4	3	1	2	0	2
Arkansas (11/22)	N	26	2-4	0-0	8-8	2-2/4	1	1	0	0	2	12
Southern Illinois (11/25)	Y	35	3-10	0-0	2-4	3-8/11	2	2	5	1	1	8
Florida State (11/28)	N	25	1-3	0-0	3-4	2-6/8	4	0	2	0	1	5

Season	Gp	Gs	Min	Avg	3-POINT			REBOUNDS				Asst	TO	Blk	ST	Pf/Dq	Pts	Avg	
					Fg-Fga	Pct	Fg-Fga	Pct.	Ft-Fta	Pct.	O-D/Tot								Avg
2016-17	7	1	178	25.4	15-35	.429	0-1	.000	24-30	.800	15-36/51	7.3	11	12	5	6	18/0	54	7.7
Career	7	1	178	25.4	15-35	.429	0-1	.000	24-30	.800	15-36/51	7.3	11	12	5	6	18/0	54	7.7



ahmad
**GILBERT,
JR.**

32

GUARD
sophomore

height: 6-6
weight: 205

Philadelphia, Pa.

High School
Constitution

G

STATS ▼

2016-17 | SOPHOMORE SEASON:

Scored two points, one rebound and an assist vs. UL-Lafayette (11/11) • contributed five points and two rebounds vs. UT Arlington (11/14) • grabbed two rebounds vs. Mount St. Mary's (11/16) • scored six points, two rebounds and an assist vs. St. John's (11/18) • scored three points with one rebound, one block and an assist vs. Arkansas (11/22) • pulled down two rebounds vs. SIU (11/25) • scored seven points at Florida State (11/28/16).

2015-16 | FRESHMAN SEASON:

Made collegiate debut against ULM, dishing two assists in seven minutes of action (11/15) • scored five points in win over Missouri State (11/20) • grabbed a rebound against South Dakota (12/5) • swatted one block against SDSU (12/8) • scored five points with a rebound vs. Oklahoma State (12/12) • scored a rebound and an assist vs. Chicago State (12/16) • contributed eight points, two rebounds and a steal at Ohio State (12/30) • garnered first career start and scored seven points, four steals, three rebounds and two assists at Nebraska (1/12) • scored three points and three rebounds before leaving with a finger injury vs. Indiana (1/16) • missed five games before returning to action against Michigan, grabbing two rebounds (2/10) • scored eight points, four rebounds and two assists at Iowa (2/14) • recorded four points, four rebounds, two steals and an assist vs. Rutgers (2/23) • scored six points, four assists and two rebounds at Illinois (2/28) • recorded four rebounds, two points and two assists vs. Wisconsin (3/2) • scored seven points, seven rebounds, two assists and one steal at Rutgers (3/5) • scored 11 points, four rebounds, three steals, one block and one assist vs. Illinois (3/9 - BTT).

HIGH SCHOOL:

Named an All-Southeastern Pennsylvania first team selection by the Philadelphia Inquirer • helped lead the Generals to their third state championship in his four-year career • averaged 17.6 points, 11 rebounds, 2.5 steals and 2.1 blocks per game during his senior season • picked up Pennsylvania Sports Writers Class A Player of the Year honors in 2014 and 2015.

PERSONAL:

Full name is Ahmad Gilbert, Jr. • parents are Tanya and Ahmad Gilbert Sr. • nickname is "JR" • has one brother, Leon • enjoys rapping and playing video games • major is undecided.

CAREER HIGHS

Minutes

36 vs. Illinois (3/9/16 - BTT)

Points

11 vs. Illinois (3/9/16 - BTT)

FG Attempts

13 at Illinois (2/28/16)

FG Made

5 vs. Illinois (3/9/16 - BTT)

FT Attempts

3 vs. Rutgers (2/23/16)

FT Made

2 vs. Maryland (2/18/16)

3-Point FG Attempts

6 at Nebraska (1/16/16)

3-Point FG Made

2 - four times; last at Florida State (11/28/16)

Rebounds

7 at Rutgers (3/5/16)

Assists

4 at Illinois (2/28/16)

Steals

4 at Nebraska (1/16/16)

Blocks

1 - four times; last vs. Arkansas (11/22/16)

2016-17 GAME-BY-GAME

Opponent (Date)	Start	Min	Fg-Fa	3g-3a	Ft-Fta	O-D/T	PF	A	TO	Blk	Stl	Pts
UL-Lafayette (11/11)	N	3	0-0	0-0	0-0	0-1/1	2	1	1	0	0	2
UT Arlington (11/14)	N	6	2-3	1-2	0-0	0-2/2	1	0	0	0	0	5
Mount St. Mary's (11/16)	N	4	0-2	0-1	0-0	0-2/2	0	0	0	0	0	0
St. John's (11/18)	N	8	2-4	2-4	0-0	0-2/2	0	1	0	0	0	6
Arkansas (11/22)	N	9	1-2	1-1	0-0	1-0/1	1	1	1	1	0	3
Southern Illinois (11/25)	N	5	0-0	0-0	0-0	0-2/2	0	0	0	0	0	0
Florida State (11/28)	N	13	2-4	2-4	1-2	0-0/0	2	0	3	0	0	7

2015-16 GAME-BY-GAME

Opponent (Date)	Start	Min	Fg-Fa	3g-3a	Ft-Fta	O-D/T	PF	A	TO	Blk	Stl	Pts
UMKC (11/13)			DNP (Coach's Decision)									
ULM (11/15)	N	7	0-2	0-2	0-0	0-0/0	1	2	0	0	0	0
Temple (11/19)			DNP (Coach's Decision)									
Missouri State (11/20)	N	8	2-3	1-2	0-0	0-0/0	2	0	0	0	0	5
Texas Tech (11/22)			DNP (Coach's Decision)									
Omaha (11/27)	N	4	0-1	0-1	0-0	0-0/0	0	0	0	0	0	0
Clemson (11/30)			DNP (Coach's Decision)									
South Dakota (12/5)	N	4	0-1	0-1	0-0	0-1/1	1	0	0	0	0	0
South Dakota St. (12/8)	N	4	0-0	0-0	0-0	0-0/0	0	0	0	1	0	0
Oklahoma State (12/12)	N	2	2-2	1-1	0-1	0-1/1	0	0	0	0	0	5
Chicago State (12/16)	N	6	1-4	0-2	0-0	0-0/0	0	1	0	0	0	2
Milwaukee (12/23)			DNP (Coach's Decision)									
Ohio State (12/30)	N	11	3-6	2-4	0-0	1-1/2	2	0	0	0	1	8
Michigan State (1/2)	N	3	0-0	0-0	0-0	0-1/1	0	0	0	0	0	0
Penn State (1/5)	N	13	0-1	0-1	0-0	0-1/1	1	0	0	0	0	0
Northwestern (1/9)	N	13	0-1	0-1	1-2	0-0/0	0	0	0	0	0	1
Nebraska (1/12)	Y	18	3-9	1-6	0-0	0-3/3	0	2	0	0	4	7
Indiana (1/16)	Y	12	1-3	0-0	1-1	0-3/3	0	0	1	0	0	3
Michigan (1/20)			DNP (Injury)									
Illinois (1/23)			DNP (Injury)									
Purdue (1/27)			DNP (Injury)									
Indiana (1/30)			DNP (Injury)									
Northwestern (2/4)			DNP (Injury)									
Michigan (2/10)	N	4	0-0	0-0	0-0	0-2/2	0	0	0	0	0	0
Iowa (2/14)	N	21	3-9	2-5	0-0	2-2/4	4	2	1	0	0	8
Maryland (2/18)	N	17	0-2	0-1	2-2	0-1/1	0	0	0	1	2	2
Rutgers (2/23)	N	18	1-4	1-3	1-3	1-3/4	0	1	2	0	2	4
Illinois (2/28)	Y	32	3-13	0-4	0-0	2-0/2	4	4	2	0	0	6
Wisconsin (3/2)	Y	32	1-8	0-4	0-2	1-3/4	3	2	2	0	0	2
Rutgers (3/5)	Y	30	3-12	1-3	0-0	2-5/7	5	2	2	0	1	7
Illinois (3/9 - BTT)	Y	36	5-10	1-3	0-0	0-4/4	2	1	3	1	3	11
Totals		21-6	296	28-92	10-45	5-11	9-31/40	25	17	13	3	71

Season	Gp	Gs	Min	Avg	3-POINT			REBOUNDS			Asst	TO	Blk	ST	PF/Dq	Pts	Avg		
					Fg-Fga	Pct	Pct.	O-D/Tot	Avg										
2015-16	21	6	296	14.1	28-92	.304	10-45	.222	5-11	.455	9-31/40	1.9	17	13	3	13	25/1	71	3.4
2016-17	7	0	48	6.9	7-15	.467	6-12	.500	1-2	.500	1-9/10	1.4	2	5	1	0	6/0	21	3.0
Career	28	6	344	12.3	35-107	.327	16-57	.281	6-13	.462	10-40/50	1.8	19	18	4	13	31/1	92	3.3



gaston
DIEDHIU

41

FORWARD
junior

height: 6-10
weight: 245

Dakar, Senegal

High School
Canarias
Academy

F

STATS ▼

2016-17 | JUNIOR SEASON:

Saw action in win over UT Arlington (11/14) • connected on a field goal for two points against Mount St. Mary's (11/16).

2015-16 | SOPHOMORE SEASON:

Made first collegiate start in season opener vs. UMKC, grabbing one rebound and one steal (11/13) • recorded two points, two rebounds and a steal in win over Missouri State (11/20) • scored two points, two rebounds and a block vs. Omaha (11/27) • scored on his only field goal attempt vs. Clemson (11/30) • posted two points and a rebound at Ohio State (12/30) • scored two free throws at Nebraska (1/16) • grabbed two rebounds at Indiana (1/30) • pulled down a rebound in win over Maryland (2/18) • scored two points with a rebound and a blocked shot in win over Rutgers (2/23) • dished first career assist against Wisconsin (3/2) • scored two points, two rebounds, one block and a steal at Rutgers (3/5).

2014-15 | FRESHMAN SEASON:

Joined the team on December 18 • made collegiate debut at Nebraska, playing five minutes (1/20) • grabbed a rebound against Purdue (2/7) • pulled down an offensive rebound in win at Iowa (2/12) • scored first career basket in seven minutes of action against Northwestern (2/18) • scored two points and two rebounds in win at Michigan State (2/26) • scored two points with two rebounds against Rutgers (3/11 - BTT) • posted two points and two rebounds against Ohio State (3/12 - BTT).

HIGH SCHOOL:

Played at the Canarias Basketball Academy in Spain under head coach Rob Orellana • prior to that, competed in Andorra along with more than three years in Torrejón, Spain.

PERSONAL:

Parents are Henriette Diatta and the late Jean Pierre Diedhiou • has four siblings: a twin brother Jean Pascal, and sisters Khady Anna, Marie Emilie, and brother Joe Philips • played soccer before started playing basketball at the age of 14 • enjoys hanging out with friends and dancing • major is undecided but plans to major in business.

2015-16 GAME-BY-GAME

Opponent (Date)	Start	Min	Fg-Fa	3g-3a	Ft-Fta	O-D/T	PF	A	TO	Blk	Stl	Pts
UMKC (11/13)	Y	9	0-0	0-0	0-0	0-1/1	0	0	0	0	1	0
ULM (11/15)	Y	10	0-2	0-0	0-0	0-0/0	1	0	1	0	0	0
Temple (11/19)	N	5	0-1	0-0	0-0	1-1/2	1	0	0	0	0	0
Missouri State (11/20)	N	6	1-4	0-0	0-0	2-0/2	0	0	0	0	1	2
Texas Tech (11/22)	N	11	0-1	0-0	0-0	0-1/1	3	0	0	0	0	0
Omaha (11/27)	N	2	1-2	0-0	0-0	2-0/2	0	0	0	1	0	2
Clemson (11/30)	N	3	1-1	0-0	0-0	0-0/0	1	0	0	0	0	2
South Dakota (12/5)	N	2	0-1	0-0	0-0	0-0/0	1	0	0	0	0	0
South Dakota St. (12/8)	DNP (Coach's Decision)											
Oklahoma State (12/12)	N	4	0-0	0-0	0-0	0-0/0	1	0	0	0	0	0
Chicago State (12/16)	N	3	0-0	0-0	0-0	0-0/0	0	0	1	0	0	0
Milwaukee (12/23)	DNP (Coach's Decision)											
Ohio State (12/30)	N	7	1-2	0-0	0-0	0-1/1	3	0	0	0	0	2
Michigan State (1/2)	N	10	0-0	0-0	0-0	1-0/1	2	0	0	0	0	0
Penn State (1/5)	N	4	0-0	0-0	0-0	0-0/0	1	0	1	0	0	0
Northwestern (1/9)	DNP (Coach's Decision)											
Nebraska (1/12)	N	8	0-1	0-0	2-2	0-0/0	1	0	0	0	0	2
Indiana (1/16)	DNP (Coach's Decision)											
Michigan (1/20)	N	0+	0-0	0-0	1-2	0-0/0	0	0	0	0	0	1
Illinois (1/23)	DNP (Coach's Decision)											
Purdue (1/27)	N	3	0-0	0-0	0-0	0-0/0	0	0	0	0	0	0
Indiana (1/30)	N	8	0-0	0-0	0-0	1-1/2	0	0	0	0	0	2
Northwestern (2/4)	N	2	0-0	0-0	1-2	1-0/1	0	0	0	0	0	1
Michigan (2/10)	DNP (Coach's Decision)											
Iowa (2/14)	N	1	0-0	0-0	0-0	0-0/0	1	0	0	0	0	0
Maryland (2/18)	N	3	0-0	0-0	0-0	0-1/1	0	0	0	0	0	0
Rutgers (2/23)	N	3	1-1	0-0	0-0	0-1/1	0	0	0	1	0	2
Illinois (2/28)	DNP (Coach's Decision)											
Wisconsin (3/2)	N	4	0-0	0-0	0-0	0-0/0	1	1	0	0	0	0
Rutgers (3/5)	N	12	1-1	0-0	0-0	1-1/2	2	0	1	1	1	2
Illinois (3/9 - BTT)	N	6	0-1	0-0	1-2	0-1/1	1	0	0	0	0	1
Totals		24-2	126	6-18	0-0	5-8	9-9/18	22	1	4	3	17

CAREER HIGHS

Minutes

12 at Rutgers (3/5/16)

Points

2 - 12 times; last vs. Mount St. Mary's (11/16/16)

FG Attempts

4 vs. Missouri State (11/20/15)

FG Made

1 - 11 times; last vs. Mount St. Mary's (11/16/16)

FT Attempts

2 - three times; last at Northwestern (2/4/16)

FT Made

2 at Nebraska (1/16/16)

3-Point FG Attempts

1 - four times; last vs. Ohio State (3/12/15 - BTT)

3-Point FG Made

—

Rebounds

2 - eight times; last at Rutgers (3/5/16)

Assists

1 vs. Wisconsin (3/2/16)

Steals

1 - three times; last at Rutgers (3/5/16)

Blocks

1 - three times; last at Rutgers (3/5/16)

2016-17 GAME-BY-GAME

Opponent (Date)	Start	Min	Fg-Fa	3g-3a	Ft-Fta	O-D/T	PF	A	TO	Blk	Stl	Pts
UL-Lafayette (11/11)	DNP (Coach's Decision)											
UT Arlington (11/14)	N	1	0-0	0-0	0-0	0-0/0	0	0	0	0	0	0
Mount St. Mary's (11/16)	N	3	1-1	0-0	0-0	0-0/0	0	0	0	0	0	2
St. John's (11/18)	DNP (Coach's Decision)											
Arkansas (11/22)	DNP (Coach's Decision)											
Southern Illinois (11/25)	DNP (Coach's Decision)											
Florida State (11/28)	DNP (Coach's Decision)											


2014-15 GAME-BY-GAME STATS

Opponent (Date)	Start	Min	Fg-Fa	3g-3a	Ft-Fta	O-D/T	PF	A	TO	Blk	Stl	Pts
Seattle (12/19)	DNP (Coach's Decision)											
Furman (12/22)	DNP (Coach's Decision)											
UNCW (12/27)	DNP (Coach's Decision)											
Purdue (12/31)	DNP (Coach's Decision)											
Maryland (1/3)	DNP (Coach's Decision)											
Ohio State (1/6)	DNP (Coach's Decision)											
Michigan (1/10)	DNP (Coach's Decision)											
Iowa (1/13)	DNP (Coach's Decision)											
Rutgers (1/17)	DNP (Coach's Decision)											
Nebraska (1/20)	N	5	0-0	0-0	0-0	0-0/0	1	0	0	0	0	0
Illinois (1/24)	N	1	0-0	0-0	0-0	0-0/0	0	0	0	0	0	0
Penn State (1/28)	DNP (Coach's Decision)											
Nebraska (1/31)	N	1	0-0	0-0	0-0	0-0/0	0	0	0	0	0	0
Purdue (2/7)	N	4	0-0	0-0	0-0	0-1/1	0	0	0	0	0	0
Iowa (2/12)	N	6	0-0	0-0	0-0	1-0/1	0	0	0	0	0	0
Indiana (2/15)	N	2	0-0	0-0	0-0	0-0/0	0	0	1	0	0	0
Northwestern (2/18)	N	7	1-2	0-0	0-0	0-0/0	1	0	0	0	0	2
Wisconsin (2/21)	N	10	0-1	0-1	0-0	0-0/0	4	0	2	0	0	0
Michigan State (2/26)	N	9	1-2	0-1	0-1	0-2/2	0	0	0	0	0	2
Wisconsin (3/5)	N	7	0-0	0-0	0-0	0-1/1	1	0	0	0	0	0
Penn State (3/8)	N	4	0-1	0-1	0-0	0-0/0	0	0	1	0	0	0
Rutgers (3/11 - BTT)	N	5	1-1	0-0	0-0	1-1/2	1	0	1	0	0	2
Ohio State (3/12 - BTT)	N	7	1-2	0-1	0-0	2-0/2	1	0	0	0	0	2
Totals		13-0	68	4-9	0-4	0-1	4-5/9	9	0	5	0	8

3-POINT

REBOUNDS

Season	Gp	Gs	Min	Avg	Fg-Fga	Pct	Fg-Fga	Pct	Ft-Fta	Pct	O-D/Tot	Avg	Asst	TO	Blk	ST	Pf/Dq	Pts	Avg
2014-15	13	0	68	5.2	4-9	.444	0-4	.000	0-1	.000	4-5/9	0.7	0	5	0	0	9/0	8	0.6
2015-16	24	2	126	5.2	6-18	.333	0-0	.000	5-8	.625	9-9/18	0.8	1	4	3	3	22/0	17	0.7
2016-17	2	0	4	2.0	1-1	1.000	0-0	.000	0-0	.000	0-0/0	0.0	0	0	0	0	0/0	2	1.0
Career	39	2	198	5.1	11-28	.393	0-4	.000	5-9	.556	13-14/27	0.7	1	9	3	3	31/0	27	0.7



michael
HURT

42

FORWARD
freshman

height: 6-7
weight: 200

Rochester, Minn.

High School
John Marshall

F

STATS ▼

2016-17 | FRESHMAN SEASON:

Made Gopher debut with two points, one rebound and an assist vs. UL-Lafayette (11/11) • played 12 minutes against Mount St. Mary's (11/16) • scored two points against St. John's (11/18) • recorded one steal and an assist vs. Arkansas (11/22).

HIGH SCHOOL:

Finished as the Minnesota Mr. Basketball runner-up his senior season to Gophers teammate Amir Coffey • earned All-Big 9 Conference First team honors his sophomore, junior and senior years and was named first team All-State in 2016 • averaged 19.1 points, 9.2 rebounds and 7.9 assists per game during senior season in which he finished as the Rockets' all-time leading scorer • helped lead team to two conference titles (2015, 2016) • was rated a three-star and top-150 prospect • led the team his junior year averaging 20.5 points, 8.3 rebounds and 3.6 assists per game • completed high school career as four-year letterwinner with record of 91-24 • graduated with a 4.0 grade point average and earned honors diploma • member of National Honor Society.

PERSONAL:

Parents are Jennifer and Richard Hurt Jr. • has two siblings, brother Matthew and sister Katie • lists watching movies and collecting shoes as hobbies • major is undecided.

CAREER HIGHS

Minutes

12 - twice; last vs. Mount St. Mary's (11/16/16)

Points

2 - twice; last vs. St. John's (11/18/16)

FG Attempts

2 - three times; last vs. St. John's (11/18/16)

FG Made

1 vs. St. John's (11/18/16)

FT Attempts

2 vs. UL-Lafayette (11/11/16)

FT Made

2 vs. UL-Lafayette (11/11/16)

3-Point FG Attempts

2 - three times; last vs. Arkansas (11/22/16)

3-Point FG Made

-

Rebounds

1 vs. UL-Lafayette (11/11/16)

Assists

1 - twice; last vs. Arkansas (11/22/16)

Steals

1 vs. Arkansas (11/22/16)

Blocks

-

2016-17 GAME-BY-GAME

Opponent (Date)	Start	Min	Fg-Fa	3g-3a	Ft-Fta	O-D/T	PF	A	TO	Blk	Stl	Pts
UL-Lafayette (11/11)	N	12	0-2	0-2	2-2	0-1/1	2	1	1	0	0	2
UT Arlington (11/14)	N	1	0-0	0-0	0-0	0-0/0	0	0	0	0	0	0
Mount St. Mary's (11/16)	N	12	0-2	0-2	0-0	0-0/0	1	0	1	0	0	0
St. John's (11/18)	N	6	1-2	0-0	0-0	0-0/0	1	0	0	0	0	2
Arkansas (11/22)	N	5	0-2	0-2	0-0	0-0/0	1	1	0	0	1	0
Southern Illinois (11/25)	N	3	0-0	0-0	0-0	0-0/0	0	0	0	0	0	0
Florida State (11/28)			DNP (Coach's Decision)									

Season	Gp	Gs	Min	Avg	3-POINT			REBOUNDS					Asst	TO	Blk	ST	Pf/Dq	Pts	Avg
					Fg-Fga	Pct	Pct.	Ft-Fta	Pct.	O-D/Tot	Avg								
2016-17	6	0	39	6.5	1-8	.125	0-6	.000	2-2	1.000	0-1/1	0.2	2	2	0	1	5/0	4	0.7
Career	6	0	39	6.5	1-8	.125	0-6	.000	2-2	1.000	0-1/1	0.2	2	2	0	1	5/0	4	0.7

#2 NATE MASON CAREER GAME-BY-GAME STATS

2015-16 GAME-BY-GAME

Opponent (Date)	Start	Min	Fg-Fa	3g-3a	Ft-Fta	O-D/T	PF	A	TO	Blk	Stl	Pts	
UMKC (11/13)	Y	36	4-12	2-6	1-1	0-3/3	2	7	1	1	2	11	
ULM (11/15)	Y	33	5-10	1-4	1-1	0-4/4	2	4	1	0	1	12	
Temple (11/19)	Y	34	4-11	1-4	11-12	1-1/2	5	5	1	0	0	20	
Missouri State (11/20)	Y	34	3-10	3-6	0-0	1-2/3	1	4	2	0	0	9	
Texas Tech (11/22)	Y	23	2-9	0-4	2-2	0-0/0	4	0	2	0	1	6	
Omaha (11/27)	Y	36	6-12	2-5	2-6	1-2/3	1	8	2	0	1	16	
Clemson (11/30)	Y	27	4-7	1-3	8-10	0-2/2	2	8	2	0	0	17	
South Dakota (12/5)	Y	42	4-17	2-6	1-2	0-3/3	2	0	4	0	2	11	
South Dakota St. (12/8)	Y	32	5-11	3-5	5-5	0-2/2	3	5	1	0	2	18	
Oklahoma State (12/12)	Y	34	6-11	0-4	2-2	0-0/0	1	3	1	0	2	14	
Chicago State (12/16)	Y	33	3-7	2-4	2-2	0-2/2	0	7	2	0	2	10	
Milwaukee (12/23)	Y	25	3-10	0-4	0-0	0-2/2	4	2	1	0	0	6	
Ohio State (12/30)	Y	28	4-14	0-3	2-2	2-3/5	0	1	1	0	0	10	
Michigan State (1/2)	Y	33	5-17	3-7	3-4	2-4/6	2	3	0	0	0	16	
Penn State (1/5)	Y	34	7-13	1-4	4-4	0-3/3	4	3	3	0	2	19	
Northwestern (1/9)	Y	37	4-12	3-7	2-2	0-1/1	2	6	1	0	0	13	
Nebraska (1/12)	Y	26	3-7	0-1	2-2	0-0/0	3	0	4	0	0	8	
Indiana (1/16)	Y	22	1-4	1-2	2-4	0-2/2	2	5	2	0	0	5	
Michigan (1/20)	Y	31	9-16	1-4	6-6	0-3/3	4	5	3	0	1	25	
Illinois (1/23)	Y	42	7-18	5-10	0-0	0-5/5	1	7	3	0	1	19	
Purdue (1/27)	Y	35	6-15	0-3	3-6	0-3/3	1	12	1	0	0	15	
Indiana (1/30)	Y	39	8-21	0-7	5-8	0-5/5	3	5	0	0	2	21	
Northwestern (2/4)	Y	33	3-12	2-6	0-0	0-2/2	0	2	2	0	0	8	
Michigan (2/10)	Y	33	6-14	2-5	5-6	1-3/4	2	5	0	0	2	19	
Iowa (2/14)	Y	34	7-15	0-4	0-0	0-3/3	2	6	1	0	1	14	
Maryland (2/18)	Y	36	5-15	3-5	5-6	0-6/6	0	6	3	0	2	18	
Rutgers (2/23)	Y	26	6-14	1-6	0-0	0-2/2	0	2	2	0	0	13	
Illinois (2/28)			DNP (Suspension - Violation of Team Rules)										
Wisconsin (3/2)			DNP (Suspension - Violation of Team Rules)										
Rutgers (3/5)			DNP (Suspension - Violation of Team Rules)										
Illinois (3/9 - BTT)			DNP (Suspension - Violation of Team Rules)										
Totals		27-27	880	130-334	39-129	74-93	8-68/76	53	121	46	1	24	373

2014-15 GAME-BY-GAME

Opponent (Date)	Start	Min	Fg-Fa	3g-3a	Ft-Fta	O-D/T	PF	A	TO	Blk	Stl	Pts	
Louisville (11/14)	N	20	2-5	0-2	6-10	1-4/5	4	2	2	0	0	10	
Western Ky. (11/18)	N	20	4-5	2-2	0-1	0-5/5	0	1	1	1	1	10	
Franklin Pierce (11/20)	N	23	6-12	3-3	0-0	1-3/4	3	5	1	0	2	15	
UMBC (11/22)	N	18	3-8	2-6	0-0	0-5/5	2	4	1	0	1	8	
St. John's (11/26)	N	26	4-7	2-2	5-5	1-3/4	3	2	1	0	2	15	
Georgia (11/28)	N	21	1-7	1-4	0-0	0-3/3	4	3	0	0	1	3	
Wake Forest (12/2)	N	27	2-9	0-3	2-2	0-5/5	1	4	0	0	2	6	
Western Carolina (12/5)	N	29	4-6	3-5	0-0	0-2/2	0	5	3	0	2	11	
North Dakota (12/8)	N	27	4-9	1-3	2-4	0-4/4	3	8	1	0	6	11	
Southern (12/10)	N	21	1-5	0-0	1-3	0-3/3	1	2	0	0	0	3	
Seattle (12/19)	N	25	6-11	2-5	1-2	0-3/3	2	1	2	0	6	15	
Furman (12/22)	N	22	5-7	4-5	0-0	0-0/0	2	0	0	0	4	14	
UNCW (12/27)	N	25	7-13	2-3	2-3	0-2/2	0	2	1	0	5	18	
Purdue (12/31)	N	26	4-9	2-5	2-4	0-3/3	2	2	0	0	1	12	
Maryland (1/3)	N	22	1-7	0-2	0-0	2-3/5	2	1	1	0	1	2	
Ohio State (1/6)	N	32	2-7	0-3	3-5	0-1/1	2	2	1	0	1	7	
Michigan (1/10)	N	21	3-5	1-2	1-3	2-3/5	4	3	1	0	1	8	
Iowa (1/13)	Y	33	7-12	1-3	2-3	2-2/4	0	4	0	0	3	17	
Rutgers (1/17)	Y	35	3-10	2-6	1-2	1-1/2	3	5	1	1	5	9	
Nebraska (1/20)	Y	29	1-5	1-1	0-0	0-2/2	2	1	2	0	3	3	
Illinois (1/24)	N	28	1-7	1-4	7-8	1-2/3	0	6	2	0	0	10	
Penn State (1/28)	N	18	2-8	1-3	0-0	0-1/1	2	1	1	0	2	5	
Nebraska (1/31)	N	25	2-6	1-3	3-4	0-0/0	2	1	1	0	1	8	
Purdue (2/7)	N	26	3-10	0-1	1-2	0-1/1	3	2	0	0	1	7	
Iowa (2/12)	N	26	4-10	1-3	3-7	0-1/1	0	2	0	0	1	12	
Indiana (2/15)	N	28	1-6	1-2	0-0	1-1/2	1	1	2	0	0	3	
Northwestern (2/18)	N	24	5-10	2-4	3-3	1-3/4	1	0	3	0	0	15	
Wisconsin (2/21)	Y	26	5-11	1-3	0-0	1-2/3	1	5	1	0	0	11	
Michigan State (2/26)	Y	32	3-10	1-5	2-4	0-1/1	2	5	1	1	2	9	
Wisconsin (3/5)	Y	32	6-12	3-5	0-0	0-3/3	1	3	2	0	0	15	
Penn State (3/8)	N	32	3-10	0-3	1-1	1-2/3	2	4	2	0	1	7	
Rutgers (3/11 - BTT)	Y	32	6-9	0-3	3-5	0-1/1	1	2	1	0	3	15	
Ohio State (3/12 - BTT)	Y	31	4-13	1-4	0-2	2-2/4	2	3	1	0	1	9	
Totals		33-8	862	115-281	42-108	51-83	17-77/94	58	92	36	3	59	323

#21 BAKARY KONATÉ CAREER GAME-BY-GAME STATS

2015-16 GAME-BY-GAME

Opponent (Date)	Start	Min	Fg-Fa	3g-3a	Ft-Fta	O-D/T	PF	A	TO	Blk	Stl	Pts	
UMKC (11/13)	N	6	1-1	0-0	0-1	1-1/2	1	0	0	3	1	2	
ULM (11/15)	N	20	3-5	0-1	0-1	1-1/2	2	0	1	1	0	6	
Temple (11/19)	Y	22	3-5	0-0	3-3	1-2/3	4	0	0	2	0	9	
Missouri State (11/20)	Y	24	3-4	0-0	2-4	1-4/5	4	1	1	0	0	8	
Texas Tech (11/22)	Y	14	1-2	0-0	0-0	3-0/3	4	0	3	0	0	2	
Omaha (11/27)	Y	25	5-8	0-0	4-4	3-7/10	1	2	0	3	0	14	
Clemson (11/30)	Y	17	0-3	0-0	0-0	0-0/0	0	0	0	0	0	0	
South Dakota (12/5)	Y	21	1-1	0-0	2-2	1-1/2	2	0	2	4	0	4	
South Dakota St. (12/8)	Y	29	1-5	0-0	2-4	2-8/10	0	0	0	3	1	4	
Oklahoma State (12/12)	Y	21	1-1	0-0	0-2	3-3/6	5	0	2	1	0	2	
Chicago State (12/16)	Y	20	0-2	0-0	2-4	1-1/2	4	0	3	1	0	2	
Milwaukee (12/23)	Y	27	1-4	0-0	1-2	2-9/11	0	1	3	1	1	3	
Ohio State (12/30)	Y	15	0-1	0-0	0-0	0-1/1	3	0	1	0	0	0	
Michigan State (1/2)	Y	21	3-4	0-0	0-0	3-3/6	4	0	2	0	1	6	
Penn State (1/5)	Y	20	2-2	0-0	0-0	2-0/2	4	1	0	1	1	4	
Northwestern (1/9)	Y	34	5-8	0-0	2-2	2-1/3	4	1	1	1	0	12	
Nebraska (1/12)	Y	21	2-4	0-0	1-2	1-1/2	3	0	1	1	0	5	
Indiana (1/16)	Y	15	2-3	0-0	0-0	0-2/2	2	0	0	1	0	4	
Michigan (1/20)	Y	15	1-2	0-0	0-0	1-3/4	3	1	1	0	0	2	
Illinois (1/23)	Y	11	1-1	0-0	0-0	0-1/1	1	0	1	0	0	2	
Purdue (1/27)	Y	24	4-10	0-0	0-0	1-6/7	4	0	1	0	1	8	
Indiana (1/30)	Y	22	3-4	0-0	2-2	3-4/7	4	0	0	1	0	8	
Northwestern (2/4)	Y	35	0-1	0-0	6-6	0-7/7	2	0	1	1	0	6	
Michigan (2/10)	Y	21	2-2	0-0	0-0	1-4/5	4	0	1	1	0	4	
Iowa (2/14)	Y	30	2-3	0-0	1-3	2-7/9	4	0	1	1	0	5	
Maryland (2/18)	Y	20	0-2	0-0	0-0	0-4/4	3	1	3	2	0	0	
Rutgers (2/23)	Y	11	0-0	0-0	1-2	0-2/2	3	0	1	0	0	1	
Illinois (2/28)	N	23	1-3	0-0	0-0	1-6/7	3	2	1	0	0	2	
Wisconsin (3/2)	N	27	1-2	0-0	3-6	5-9/14	2	0	2	0	0	5	
Rutgers (3/5)	Y	29	3-8	0-0	4-4	5-6/11	3	0	1	0	0	10	
Illinois (3/9 - BTT)	Y	34	3-8	0-0	2-2	2-5/7	2	2	2	0	0	8	
Totals		31-26	673	55-109	0-1	38-56	48-109/157	85	12	36	31	6	148

2014-15 GAME-BY-GAME

Opponent (Date)	Start	Min	Fg-Fa	3g-3a	Ft-Fta	O-D/T	PF	A	TO	Blk	Stl	Pts
Louisville (11/14)	N	6	1-2	0-0	0-0	0-1/1	2	0	1	0	0	2
Western Ky. (11/18)	N	6	0-0	0-0	0-3	0-2/2	0	0	1	1	0	0
Franklin Pierce (11/20)	N	22	2-3	0-0	2-2	1-1/2	4	0	0	1	4	6
UMBC (11/22)	N	2	0-1	0-0	0-0	0-0/0	1	0	0	0	0	0
St. John's (11/26)			DNP (Coach's Decision)									
Georgia (11/28)	N	1	0-0	0-0	0-0	0-0/0	0	0	0	0	0	0
Wake Forest (12/2)	N	2	0-0	0-0	0-0	0-0/0	0	0	0	0	0	0
Western Carolina (12/5)			DNP (Coach's Decision)									
North Dakota (12/8)	N	9	1-1	0-0	0-0	0-1/1	4	0	3	1	1	2
Southern (12/10)	N	23	0-3	0-0	6-8	4-2/6	4	0	2	0	1	6
Seattle (12/19)	N	16	3-4	0-0	3-6	3-5/8	2	2	1	2	0	9
Furman (12/22)	N	8	1-2	0-0	2-5	3-0/3	0	1	0	1	0	4
UNCW (12/27)	N	10	0-1	0-0	0-0	0-2/2	1	0	1	1	1	0
Purdue (12/31)	N	4	0-0	0-0	0-0	0-1/1	2	0	1	0	0	0
Maryland (1/3)			DNP (Coach's Decision)									
Ohio State (1/6)			DNP (Coach's Decision)									
Michigan (1/10)			DNP (Coach's Decision)									
Iowa (1/13)			DNP (Coach's Decision)									
Rutgers (1/17)	N	17	1-1	0-0	0-2	0-1/1	3	1	0	0	0	2
Nebraska (1/20)	N	13	0-2	0-0	2-2	2-5/7	2	0	2	1	0	2
Illinois (1/24)	N	10	1-1	0-0	1-2	0-2/2						

Minnesota Basketball

2016-17 Game by Game Summary as of Mon, Nov 28, 2016

* Conference Games

Opponent	Date	Total		3 Pt		FT-FTA		Rebounds			PF DQ		A TO BLK STL				Pts By Period	
		FG-FGA	Pct	FG-FGA	Pct	FT-FTA	Pct	Off	Def	Tot	PF	DQ	A	TO	BLK	STL	1	2
at Minnesota	Nov 11	27-53	0.509	10-25	0.400	22-32	0.688	8	31	39	26	0	17	19	5	6	86	48-38
La.-Lafayette		22-69	0.319	7-21	0.333	23-30	0.767	20	22	42	26	-	10	15	2	11	74	26-48
at Minnesota	Nov 14	25-60	0.417	4-23	0.174	30-40	0.750	15	32	47	19	0	14	8	6	7	84	35-49
Texas-Arlington		22-56	0.393	10-26	0.385	13-22	0.591	7	25	32	30	-	12	15	3	3	67	41-26
at Minnesota	Nov 16	31-54	0.574	4-15	0.267	14-23	0.609	8	38	46	17	0	19	16	5	3	80	37-43
Mt. St. Mary's		22-63	0.349	7-27	0.259	5-12	0.417	6	19	25	18	-	9	11	2	4	56	29-27
at Minnesota	Nov 18	31-71	0.437	7-17	0.412	23-29	0.793	10	31	41	19	1	18	6	11	4	92	41-51
St. John's (N.Y.)		29-79	0.367	11-27	0.407	17-24	0.708	21	33	54	24	-	9	11	6	4	86	31-55
at Minnesota	Nov 22	29-56	0.518	9-15	0.600	18-25	0.720	10	20	30	19	0	17	14	8	7	85	42-43
Arkansas		26-61	0.426	1-8	0.125	18-20	0.900	16	22	38	24	-	8	21	4	8	71	25-46
at Minnesota	Nov 25	21-55	0.382	3-16	0.188	12-22	0.545	11	33	44	9	0	13	10	5	4	57	29-28
Southern Ill.		19-61	0.311	2-17	0.118	5-8	0.625	11	26	37	18	-	14	11	5	4	45	20-25
Minnesota	Nov 28	19-59	0.322	7-21	0.333	22-36	0.611	14	21	35	28	1	8	17	4	5	67	33-34
at Florida State		23-54	0.426	2-16	0.125	27-40	0.675	12	29	41	25	-	10	15	4	5	75	31-44

Minnesota Basketball
2016-17 Team Highs & Lows as of Mon, Nov 28, 2016
All Games

Minnesota

Statistic	Highs	Date	Opponent	Statistic	Lows	Date	Opponent
Points	92	Nov 18	St. John's (N.Y.)	Points	57	Nov 25	Southern Ill.
FG Made	31	Nov 16	Mt. St. Mary's	FG Made	19	Nov 28	at Florida State
		Nov 18	St. John's (N.Y.)	FG Attempt	53	Nov 11	La.-Lafayette
FG Attempt	71	Nov 18	St. John's (N.Y.)	FG %	0.322	Nov 28	at Florida State (19-59)
FG %	0.574	Nov 16	Mt. St. Mary's (31-54)	3FG Made	3	Nov 25	Southern Ill.
3FG Made	10	Nov 11	La.-Lafayette	3FG Att.	15	Nov 16	Mt. St. Mary's
3FG Att.	25	Nov 11	La.-Lafayette			Nov 22	Arkansas
3FG %	0.600	Nov 22	Arkansas (9-15)	3FG %	0.174	Nov 14	Texas-Arlington (4-23)
FT Made	30	Nov 14	Texas-Arlington	FT Made	12	Nov 25	Southern Ill.
FT Attempt	40	Nov 14	Texas-Arlington	FT Attempt	22	Nov 25	Southern Ill.
FT %	0.793	Nov 18	St. John's (N.Y.) (23-29)	FT %	0.545	Nov 25	Southern Ill. (12-22)
Off. Reb.	15	Nov 14	Texas-Arlington	Off. Reb.	8	Nov 11	La.-Lafayette
Def. Reb.	38	Nov 16	Mt. St. Mary's			Nov 16	Mt. St. Mary's
Tot. Reb.	47	Nov 14	Texas-Arlington	Def. Reb.	20	Nov 22	Arkansas
Assist	19	Nov 16	Mt. St. Mary's	Tot. Reb.	30	Nov 22	Arkansas
Turnover	19	Nov 11	La.-Lafayette	Assist	8	Nov 28	at Florida State
Block	11	Nov 18	St. John's (N.Y.)	Turnover	6	Nov 18	St. John's (N.Y.)
Steal	7	Nov 14	Texas-Arlington	Block	4	Nov 28	at Florida State
		Nov 22	Arkansas	Steal	3	Nov 16	Mt. St. Mary's
Foul	28	Nov 28	at Florida State	Foul	9	Nov 25	Southern Ill.
Foul Out	1	Nov 18	St. John's (N.Y.)	Foul Out	0	Nov 11	La.-Lafayette
		Nov 28	at Florida State			Nov 14	Texas-Arlington (5 times total)

Minnesota

Statistic	Highs	Date	Opponent	Statistic	Lows	Date	Opponent
Points	92	Nov 18	St. John's (N.Y.)	Points	57	Nov 25	Southern Ill.
FG Made	31	Nov 16	Mt. St. Mary's	FG Made	19	Nov 28	at Florida State
		Nov 18	St. John's (N.Y.)	FG Attempt	53	Nov 11	La.-Lafayette
FG Attempt	71	Nov 18	St. John's (N.Y.)	FG %	0.322	Nov 28	at Florida State (19-59)
FG %	0.574	Nov 16	Mt. St. Mary's (31-54)	3FG Made	3	Nov 25	Southern Ill.
3FG Made	10	Nov 11	La.-Lafayette	3FG Att.	15	Nov 16	Mt. St. Mary's
3FG Att.	25	Nov 11	La.-Lafayette			Nov 22	Arkansas
3FG %	0.600	Nov 22	Arkansas (9-15)	3FG %	0.174	Nov 14	Texas-Arlington (4-23)
FT Made	30	Nov 14	Texas-Arlington	FT Made	12	Nov 25	Southern Ill.
FT Attempt	40	Nov 14	Texas-Arlington	FT Attempt	22	Nov 25	Southern Ill.
FT %	0.793	Nov 18	St. John's (N.Y.) (23-29)	FT %	0.545	Nov 25	Southern Ill. (12-22)
Off. Reb.	15	Nov 14	Texas-Arlington	Off. Reb.	8	Nov 11	La.-Lafayette
Def. Reb.	38	Nov 16	Mt. St. Mary's			Nov 16	Mt. St. Mary's
Tot. Reb.	47	Nov 14	Texas-Arlington	Def. Reb.	20	Nov 22	Arkansas
Assist	19	Nov 16	Mt. St. Mary's	Tot. Reb.	30	Nov 22	Arkansas
Turnover	19	Nov 11	La.-Lafayette	Assist	8	Nov 28	at Florida State
Block	11	Nov 18	St. John's (N.Y.)	Turnover	6	Nov 18	St. John's (N.Y.)
Steal	7	Nov 14	Texas-Arlington	Block	4	Nov 28	at Florida State
		Nov 22	Arkansas	Steal	3	Nov 16	Mt. St. Mary's
Foul	28	Nov 28	at Florida State	Foul	9	Nov 25	Southern Ill.
Foul Out	1	Nov 18	St. John's (N.Y.)	Foul Out	0	Nov 11	La.-Lafayette
		Nov 28	at Florida State			Nov 14	Texas-Arlington (5 times total)

Minnesota Basketball
2016-17 Individual Highs as of Mon, Nov 28, 2016
All Games

Minnesota

Statistic	Player	Date	Opponent
Points	30	Coffey, Amir	Nov 18 St. John's (N.Y.) (9-14,1-4,11-12)
	19	Coffey, Amir	Nov 22 Arkansas (7-12,2-2,3-4)
	18	Murphy, Jordan	Nov 16 Mt. St. Mary's (8-9,0-0,2-7) (& 1 other)
FG Made	9	Coffey, Amir	Nov 18 St. John's (N.Y.) (9-14)
	8	Murphy, Jordan	Nov 16 Mt. St. Mary's (8-9)
	7	Coffey, Amir	Nov 22 Arkansas (7-12)
FG Attempt	14	Coffey, Amir	Nov 18 St. John's (N.Y.) (9-14)
	12	Mason, Nate	Nov 14 Texas-Arlington (4-12)
	12	McBrayer, Dupree	Nov 18 St. John's (N.Y.) (6-12) (& 1 other)
FG % (min 5 FG)	1.000	McBrayer, Dupree	Nov 16 Mt. St. Mary's (5-5)
	0.889	Murphy, Jordan	Nov 16 Mt. St. Mary's (8-9)
	0.833	Lynch, Reggie	Nov 14 Texas-Arlington (5-6)
3FG Made	3	McBrayer, Dupree	Nov 11 La.-Lafayette (3-5)
	3	Springs, Akeem	Nov 11 La.-Lafayette (3-8)
	3	Springs, Akeem	Nov 22 Arkansas (3-6) (& 1 other)
3FG Att.	8	Springs, Akeem	Nov 11 La.-Lafayette (3-8)
	7	Mason, Nate	Nov 14 Texas-Arlington (2-7)
	6	Mason, Nate	Nov 11 La.-Lafayette (2-6) (& 2 others)
3FG % (min 3 FG)	0.600	McBrayer, Dupree	Nov 11 La.-Lafayette (3-5)
	0.600	Springs, Akeem	Nov 28 at Florida State (3-5)
	0.500	Springs, Akeem	Nov 22 Arkansas (3-6)
FT Made	11	Coffey, Amir	Nov 18 St. John's (N.Y.) (11-12)
	8	Curry, Eric	Nov 22 Arkansas (8-8)
	7	Murphy, Jordan	Nov 14 Texas-Arlington (7-8)
FT Attempt	12	Coffey, Amir	Nov 18 St. John's (N.Y.) (11-12)
	8	Coffey, Amir	Nov 11 La.-Lafayette (5-8)
	8	Murphy, Jordan	Nov 14 Texas-Arlington (7-8) (& 2 others)
FT % (min 3 FT)	1.000	Curry, Eric	Nov 22 Arkansas (8-8)
	1.000	Curry, Eric	Nov 14 Texas-Arlington (6-6)
	1.000	Mason, Nate	Nov 22 Arkansas (5-5) (& 3 others)
Off. Reb.	6	Murphy, Jordan	Nov 14 Texas-Arlington
	4	Lynch, Reggie	Nov 11 La.-Lafayette
	4	Konate, Bakary	Nov 25 Southern Ill. (& 1 other)
Def. Reb.	10	Lynch, Reggie	Nov 18 St. John's (N.Y.)
	9	Murphy, Jordan	Nov 16 Mt. St. Mary's
	8	Curry, Eric	Nov 25 Southern Ill.
Tot. Reb.	12	Murphy, Jordan	Nov 14 Texas-Arlington (6+6)
	12	Murphy, Jordan	Nov 16 Mt. St. Mary's (3+9)
	11	Lynch, Reggie	Nov 18 St. John's (N.Y.) (1+10) (& 1 other)
Assist	7	Mason, Nate	Nov 11 La.-Lafayette
	7	Mason, Nate	Nov 14 Texas-Arlington
	7	Mason, Nate	Nov 18 St. John's (N.Y.) (& 1 other)
Turnover	5	Curry, Eric	Nov 25 Southern Ill.
	4	Mason, Nate	Nov 11 La.-Lafayette
	4	Coffey, Amir	Nov 11 La.-Lafayette (& 2 others)
Block	9	Lynch, Reggie	Nov 18 St. John's (N.Y.)
	3	Lynch, Reggie	Nov 14 Texas-Arlington
	3	Lynch, Reggie	Nov 22 Arkansas
Steal	2	Mason, Nate	Nov 11 La.-Lafayette
	2	McBrayer, Dupree	Nov 14 Texas-Arlington
	2	Coffey, Amir	Nov 14 Texas-Arlington (& 3 others)
Minutes	37	Mason, Nate	Nov 14 Texas-Arlington
	36	Coffey, Amir	Nov 18 St. John's (N.Y.)
	35	Murphy, Jordan	Nov 14 Texas-Arlington (& 4 others)

Minnesota Basketball
2016-17 Individual Highs as of Mon, Nov 28, 2016
All Games
Opponents

Statistic	Player	Date	Opponent
Points	31	Lovett, Marcus	Nov 18 St. John's (N.Y.) (11-27,3-5,6-8)
	23	Ponds, Shamorie	Nov 18 St. John's (N.Y.) (8-15,5-9,2-2)
	21	Miller, Justin	Nov 11 La.-Lafayette (7-14,2-6,5-5)
FG Made	11	Lovett, Marcus	Nov 18 St. John's (N.Y.) (11-27)
	8	Ponds, Shamorie	Nov 18 St. John's (N.Y.) (8-15)
	7	Miller, Justin	Nov 11 La.-Lafayette (7-14) (& 3 others)
FG Attempt	27	Lovett, Marcus	Nov 18 St. John's (N.Y.) (11-27)
	15	Ponds, Shamorie	Nov 18 St. John's (N.Y.) (8-15)
	14	Miller, Justin	Nov 11 La.-Lafayette (7-14) (& 3 others)
FG % (min 5 FG)	0.636	Jones, Jalen	Nov 14 Texas-Arlington (7-11)
	0.583	Hannahs, Dusty	Nov 22 Arkansas (7-12)
	0.556	Barford, Jaylen	Nov 22 Arkansas (5-9)
3FG Made	5	Ponds, Shamorie	Nov 18 St. John's (N.Y.) (5-9)
	4	Neal, Erick	Nov 14 Texas-Arlington (4-11)
	3	Evans, Kadavion	Nov 11 La.-Lafayette (3-5) (& 4 others)
3FG Att.	11	Neal, Erick	Nov 14 Texas-Arlington (4-11)
	9	Ponds, Shamorie	Nov 18 St. John's (N.Y.) (5-9)
	8	Alexander, Greg	Nov 16 Mt. St. Mary's (3-8)
3FG % (min 3 FG)	0.600	Evans, Kadavion	Nov 11 La.-Lafayette (3-5)
	0.600	Charles, Drew	Nov 14 Texas-Arlington (3-5)
	0.600	Lovett, Marcus	Nov 18 St. John's (N.Y.) (3-5)
FT Made	6	Washington, Bryce	Nov 11 La.-Lafayette (6-7)
	6	Hervey, Kevin	Nov 14 Texas-Arlington (6-6)
	6	Lovett, Marcus	Nov 18 St. John's (N.Y.) (6-8) (& 1 other)
FT Attempt	9	Ojo, Michael	Nov 28 at Florida State (6-9)
	8	Lovett, Marcus	Nov 18 St. John's (N.Y.) (6-8)
	7	Washington, Bryce	Nov 11 La.-Lafayette (6-7)
FT % (min 3 FT)	1.000	Hervey, Kevin	Nov 14 Texas-Arlington (6-6)
	1.000	Miller, Justin	Nov 11 La.-Lafayette (5-5)
	1.000	Hannahs, Dusty	Nov 22 Arkansas (5-5) (& 1 other)
Off. Reb.	5	Washington, Bryce	Nov 11 La.-Lafayette
	5	Owens, Tariq	Nov 18 St. John's (N.Y.)
	5	Beard, Anton	Nov 22 Arkansas
Def. Reb	10	Isaac, Jonathan	Nov 28 at Florida State
	8	Ahmed, Bashir	Nov 18 St. John's (N.Y.)
	8	Kingsley, Moses	Nov 22 Arkansas
Tot. Reb.	13	Isaac, Jonathan	Nov 28 at Florida State (3+10)
	10	Washington, Bryce	Nov 11 La.-Lafayette (5+5)
	10	Ahmed, Bashir	Nov 18 St. John's (N.Y.) (2+8) (& 1 other)
Assist	9	Rodriguez, Mike	Nov 25 Southern Ill.
	5	Neal, Erick	Nov 14 Texas-Arlington
	5	Lovett, Marcus	Nov 18 St. John's (N.Y.)
Turnover	5	Macon, Daryl	Nov 22 Arkansas
	3	Stalcup, Larenz	Nov 11 La.-Lafayette
	3	Neal, Erick	Nov 14 Texas-Arlington (& 7 others)
Block	3	Pope, Faith	Nov 14 Texas-Arlington
	3	Kingsley, Moses	Nov 22 Arkansas
	3	Bol, Thik	Nov 25 Southern Ill.
Steal	3	Watkins, Manuale	Nov 22 Arkansas
	3	Fletcher, Armon	Nov 25 Southern Ill.
	2	Wright, Jay	Nov 11 La.-Lafayette (& 7 others)
Minutes	39	Ponds, Shamorie	Nov 18 St. John's (N.Y.)
	39	Rodriguez, Mike	Nov 25 Southern Ill.
	38	Lovett, Marcus	Nov 18 St. John's (N.Y.)

Minnesota Basketball

2016-17 Team Leaders as of Mon, Nov 28, 2016

All Games

Includes 7 Games Played

Points (by total)	#	GP	Avg	Starts	#	Games Played	#	Minutes Played	#	GP	A
05 Coffey, Amir	102	7	14.6	02 Mason, Nate	7	02 Mason, Nate	7	02 Mason, Nate	227	7	3:
02 Mason, Nate	89	7	12.7	01 McBrayer, Dupree	7	21 Konate, Bakary	7	01 McBrayer, Dupree	203	7	2:
01 McBrayer, Dupree	80	7	11.4	03 Murphy, Jordan	7	01 McBrayer, Dupree	7	05 Coffey, Amir	202	7	2:
03 Murphy, Jordan	71	7	10.1	05 Coffey, Amir	7	03 Murphy, Jordan	7	03 Murphy, Jordan	179	7	2:
24 Curry, Eric	54	7	7.7	22 Lynch, Reggie	6	03 Coffey, Amir	7	24 Curry, Eric	178	7	2:
22 Lynch, Reggie	53	6	8.8	24 Curry, Eric	1	00 Springs, Akeem	7	00 Springs, Akeem	133	7	1:
00 Springs, Akeem	51	7	7.3	21 Konate, Bakary	0	05 Coffey, Amir	7	22 Lynch, Reggie	122	6	2:
32 Gilbert, Ahmad	21	7	3.0	41 Diedhiou, Gaston	0	24 Curry, Eric	7	32 Gilbert, Ahmad	48	7	:
21 Konate, Bakary	18	7	2.6	15 Sharp, Stephon	0	22 Lynch, Reggie	6	21 Konate, Bakary	47	7	:
04 Rudrud, Brady	4	3	1.3	32 Gilbert, Ahmad	0	42 Hurt, Michael	6	42 Hurt, Michael	39	6	:
42 Hurt, Michael	4	6	0.7	10 Haugh, Darin	0	15 Sharp, Stephon	5	15 Sharp, Stephon	9	5	:
41 Diedhiou, Gaston	2	2	1.0	00 Springs, Akeem	0	10 Haugh, Darin	4	04 Rudrud, Brady	5	3	:
15 Sharp, Stephon	2	5	0.4	04 Rudrud, Brady	0	04 Rudrud, Brady	3	41 Diedhiou, Gaston	4	2	:
10 Haugh, Darin	0	4	0.0	42 Hurt, Michael	0	41 Diedhiou, Gaston	2	10 Haugh, Darin	4	4	:

Field Goals				Field Goals				Field Goals			
Percentage	Made	Att	Pct	Made	#	GP	Avg	Attempt	#	GP	Avg
41 Diedhiou, Gaston	1	1	1.000	05 Coffey, Amir	35	7	5.0	02 Mason, Nate	72	7	10.3
04 Rudrud, Brady	1	1	1.000	01 McBrayer, Dupree	29	7	4.1	05 Coffey, Amir	71	7	10.1
21 Konate, Bakary	6	10	0.600	02 Mason, Nate	28	7	4.0	01 McBrayer, Dupree	59	7	8.4
22 Lynch, Reggie	17	32	0.531	03 Murphy, Jordan	27	7	3.9	03 Murphy, Jordan	58	7	8.3
05 Coffey, Amir	35	71	0.493	22 Lynch, Reggie	17	6	2.8	00 Springs, Akeem	46	7	6.6
01 McBrayer, Dupree	29	59	0.492	00 Springs, Akeem	16	7	2.3	24 Curry, Eric	35	7	5.0
32 Gilbert, Ahmad	7	15	0.467	24 Curry, Eric	15	7	2.1	22 Lynch, Reggie	32	6	5.3
03 Murphy, Jordan	27	58	0.466	32 Gilbert, Ahmad	7	7	1.0	32 Gilbert, Ahmad	15	7	2.1
24 Curry, Eric	15	35	0.429	21 Konate, Bakary	6	7	0.9	21 Konate, Bakary	10	7	1.4
02 Mason, Nate	28	72	0.389	41 Diedhiou, Gaston	1	2	0.5	42 Hurt, Michael	8	6	1.3
00 Springs, Akeem	16	46	0.348	04 Rudrud, Brady	1	3	0.3	41 Diedhiou, Gaston	1	2	0.5
42 Hurt, Michael	1	8	0.125	42 Hurt, Michael	1	6	0.2	04 Rudrud, Brady	1	3	0.3
15 Sharp, Stephon	0	0	0.000	15 Sharp, Stephon	0	5	0.0	15 Sharp, Stephon	0	5	0.0
10 Haugh, Darin	0	0	0.000	10 Haugh, Darin	0	4	0.0	10 Haugh, Darin	0	4	0.0

3 Pt. Field Goals				3 Pt. Field Goals				3 Pt. Field Goals			
Percentage	Made	Att	Pct	Made	#	GP	Avg	Attempt	#	GP	Avg
04 Rudrud, Brady	1	1	1.000	00 Springs, Akeem	12	7	1.7	00 Springs, Akeem	35	7	5.0
32 Gilbert, Ahmad	6	12	0.500	02 Mason, Nate	10	7	1.4	02 Mason, Nate	28	7	4.0
01 McBrayer, Dupree	9	23	0.391	01 McBrayer, Dupree	9	7	1.3	01 McBrayer, Dupree	23	7	3.3
02 Mason, Nate	10	28	0.357	32 Gilbert, Ahmad	6	7	0.9	05 Coffey, Amir	22	7	3.1
00 Springs, Akeem	12	35	0.343	05 Coffey, Amir	6	7	0.9	32 Gilbert, Ahmad	12	7	1.7
05 Coffey, Amir	6	22	0.273	04 Rudrud, Brady	1	3	0.3	42 Hurt, Michael	6	6	1.0
03 Murphy, Jordan	0	4	0.000	21 Konate, Bakary	0	7	0.0	03 Murphy, Jordan	4	7	0.6
24 Curry, Eric	0	1	0.000	41 Diedhiou, Gaston	0	2	0.0	04 Rudrud, Brady	1	3	0.3
42 Hurt, Michael	0	6	0.000	03 Murphy, Jordan	0	7	0.0	24 Curry, Eric	1	7	0.1
21 Konate, Bakary	0	0	0.000	15 Sharp, Stephon	0	5	0.0	21 Konate, Bakary	0	7	0.0
41 Diedhiou, Gaston	0	0	0.000	10 Haugh, Darin	0	4	0.0	41 Diedhiou, Gaston	0	2	0.0
15 Sharp, Stephon	0	0	0.000	22 Lynch, Reggie	0	6	0.0	15 Sharp, Stephon	0	5	0.0
10 Haugh, Darin	0	0	0.000	24 Curry, Eric	0	7	0.0	10 Haugh, Darin	0	4	0.0
22 Lynch, Reggie	0	0	0.000	42 Hurt, Michael	0	6	0.0	22 Lynch, Reggie	0	6	0.0

Free Throws				Free Throws				Free Throws			
Percentage	Made	Att	Pct	Made	#	GP	Avg	Attempt	#	GP	Avg
15 Sharp, Stephon	2	2	1.000	05 Coffey, Amir	26	7	3.7	05 Coffey, Amir	34	7	4.9
42 Hurt, Michael	2	2	1.000	24 Curry, Eric	24	7	3.4	02 Mason, Nate	31	7	4.4
24 Curry, Eric	24	30	0.800	02 Mason, Nate	23	7	3.3	03 Murphy, Jordan	31	7	4.4
00 Springs, Akeem	7	9	0.778	22 Lynch, Reggie	19	6	3.2	22 Lynch, Reggie	31	6	5.2
05 Coffey, Amir	26	34	0.765	03 Murphy, Jordan	17	7	2.4	24 Curry, Eric	30	7	4.3
02 Mason, Nate	23	31	0.742	01 McBrayer, Dupree	13	7	1.9	01 McBrayer, Dupree	23	7	3.3
22 Lynch, Reggie	19	31	0.613	00 Springs, Akeem	7	7	1.0	21 Konate, Bakary	10	7	1.4
21 Konate, Bakary	6	10	0.600	21 Konate, Bakary	6	7	0.9	00 Springs, Akeem	9	7	1.3
01 McBrayer, Dupree	13	23	0.565	15 Sharp, Stephon	2	5	0.4	15 Sharp, Stephon	2	5	0.4
03 Murphy, Jordan	17	31	0.548	42 Hurt, Michael	2	6	0.3	32 Gilbert, Ahmad	2	7	0.3
32 Gilbert, Ahmad	1	2	0.500	32 Gilbert, Ahmad	1	7	0.1	04 Rudrud, Brady	2	3	0.7
04 Rudrud, Brady	1	2	0.500	04 Rudrud, Brady	1	3	0.3	42 Hurt, Michael	2	6	0.3
41 Diedhiou, Gaston	0	0	0.000	41 Diedhiou, Gaston	0	2	0.0	41 Diedhiou, Gaston	0	2	0.0
10 Haugh, Darin	0	0	0.000	10 Haugh, Darin	0	4	0.0	10 Haugh, Darin	0	4	0.0

Minnesota Basketball

2016-17 Team Leaders as of Mon, Nov 28, 2016

All Games

Includes 7 Games Played

Rebounds

Total	#	GP	Avg
03 Murphy, Jordan	53	7	7.6
24 Curry, Eric	51	7	7.3
22 Lynch, Reggie	41	6	6.8
02 Mason, Nate	25	7	3.6
00 Springs, Akeem	25	7	3.6
05 Coffey, Amir	22	7	3.1
21 Konate, Bakary	16	7	2.3
01 McBrayer, Dupree	15	7	2.1
32 Gilbert, Ahmad	10	7	1.4
10 Haugh, Darin	1	4	0.2
04 Rudrud, Brady	1	3	0.3
42 Hurt, Michael	1	6	0.2
41 Diedhiou, Gaston	0	2	0.0
15 Sharp, Stephon	0	5	0.0

Assists	#	GP	Avg
02 Mason, Nate	36	7	5.1
01 McBrayer, Dupree	21	7	3.0
05 Coffey, Amir	12	7	1.7
24 Curry, Eric	11	7	1.6
00 Springs, Akeem	9	7	1.3
03 Murphy, Jordan	6	7	0.9
22 Lynch, Reggie	5	6	0.8
32 Gilbert, Ahmad	2	7	0.3
10 Haugh, Darin	2	4	0.5
42 Hurt, Michael	2	6	0.3
21 Konate, Bakary	0	7	0.0
41 Diedhiou, Gaston	0	2	0.0
15 Sharp, Stephon	0	5	0.0
04 Rudrud, Brady	0	3	0.0

Blocks	#	GP	Avg
22 Lynch, Reggie	19	6	3.2
03 Murphy, Jordan	10	7	1.4
21 Konate, Bakary	5	7	0.7
24 Curry, Eric	5	7	0.7
01 McBrayer, Dupree	2	7	0.3
32 Gilbert, Ahmad	1	7	0.1
00 Springs, Akeem	1	7	0.1
05 Coffey, Amir	1	7	0.1
02 Mason, Nate	0	7	0.0
41 Diedhiou, Gaston	0	2	0.0
15 Sharp, Stephon	0	5	0.0
10 Haugh, Darin	0	4	0.0
04 Rudrud, Brady	0	3	0.0
42 Hurt, Michael	0	6	0.0

Assists/Turnover Ratio	#	Ast	TO
02 Mason, Nate	2.2	36	16
01 McBrayer, Dupree	2.1	21	10
10 Haugh, Darin	2.0	2	1
00 Springs, Akeem	1.8	9	5
05 Coffey, Amir	1.1	12	11
42 Hurt, Michael	1.0	2	2
24 Curry, Eric	0.9	11	12
22 Lynch, Reggie	0.6	5	9
03 Murphy, Jordan	0.5	6	12
32 Gilbert, Ahmad	0.4	2	5
21 Konate, Bakary	0.0	0	6
15 Sharp, Stephon	0.0	0	1
41 Diedhiou, Gaston	0.0	0	0
04 Rudrud, Brady	0.0	0	0

Offensive	#	GP	Avg
03 Murphy, Jordan	16	7	2.3
24 Curry, Eric	15	7	2.1
22 Lynch, Reggie	12	6	2.0
00 Springs, Akeem	8	7	1.1
05 Coffey, Amir	7	7	1.0
21 Konate, Bakary	6	7	0.9
02 Mason, Nate	4	7	0.6
01 McBrayer, Dupree	1	7	0.1
32 Gilbert, Ahmad	1	7	0.1
41 Diedhiou, Gaston	0	2	0.0
15 Sharp, Stephon	0	5	0.0
10 Haugh, Darin	0	4	0.0
04 Rudrud, Brady	0	3	0.0
42 Hurt, Michael	0	6	0.0

Turnovers	#	GP	Avg
02 Mason, Nate	16	7	2.3
03 Murphy, Jordan	12	7	1.7
24 Curry, Eric	12	7	1.7
05 Coffey, Amir	11	7	1.6
01 McBrayer, Dupree	10	7	1.4
22 Lynch, Reggie	9	6	1.5
21 Konate, Bakary	6	7	0.9
32 Gilbert, Ahmad	5	7	0.7
00 Springs, Akeem	5	7	0.7
42 Hurt, Michael	2	6	0.3
15 Sharp, Stephon	1	5	0.2
10 Haugh, Darin	1	4	0.2
41 Diedhiou, Gaston	0	2	0.0
04 Rudrud, Brady	0	3	0.0

Fouls	#	GP	Avg
03 Murphy, Jordan	22	7	3.1
05 Coffey, Amir	19	7	2.7
22 Lynch, Reggie	18	6	3.0
24 Curry, Eric	18	7	2.6
02 Mason, Nate	15	7	2.1
21 Konate, Bakary	13	7	1.9
01 McBrayer, Dupree	11	7	1.6
00 Springs, Akeem	8	7	1.1
32 Gilbert, Ahmad	6	7	0.9
42 Hurt, Michael	5	6	0.8
15 Sharp, Stephon	2	5	0.4
41 Diedhiou, Gaston	0	2	0.0
10 Haugh, Darin	0	4	0.0
04 Rudrud, Brady	0	3	0.0

Points (by average)	#	GP	Avg
05 Coffey, Amir	102	7	14.6
02 Mason, Nate	89	7	12.7
01 McBrayer, Dupree	80	7	11.4
03 Murphy, Jordan	71	7	10.1
22 Lynch, Reggie	53	6	8.8
24 Curry, Eric	54	7	7.7
00 Springs, Akeem	51	7	7.3
32 Gilbert, Ahmad	21	7	3.0
21 Konate, Bakary	18	7	2.6
04 Rudrud, Brady	4	3	1.3
41 Diedhiou, Gaston	2	2	1.0
42 Hurt, Michael	4	6	0.7
15 Sharp, Stephon	2	5	0.4
10 Haugh, Darin	0	4	0.0

Defensive	#	GP	Avg
03 Murphy, Jordan	37	7	5.3
24 Curry, Eric	36	7	5.1
22 Lynch, Reggie	29	6	4.8
02 Mason, Nate	21	7	3.0
00 Springs, Akeem	17	7	2.4
05 Coffey, Amir	15	7	2.1
01 McBrayer, Dupree	14	7	2.0
21 Konate, Bakary	10	7	1.4
32 Gilbert, Ahmad	9	7	1.3
10 Haugh, Darin	1	4	0.2
04 Rudrud, Brady	1	3	0.3
42 Hurt, Michael	1	6	0.2
41 Diedhiou, Gaston	0	2	0.0
15 Sharp, Stephon	0	5	0.0

Steals	#	GP	Avg
05 Coffey, Amir	7	7	1.0
02 Mason, Nate	6	7	0.9
24 Curry, Eric	6	7	0.9
01 McBrayer, Dupree	5	7	0.7
03 Murphy, Jordan	4	7	0.6
00 Springs, Akeem	3	7	0.4
21 Konate, Bakary	2	7	0.3
15 Sharp, Stephon	1	5	0.2
22 Lynch, Reggie	1	6	0.2
42 Hurt, Michael	1	6	0.2
41 Diedhiou, Gaston	0	2	0.0
32 Gilbert, Ahmad	0	7	0.0
10 Haugh, Darin	0	4	0.0
04 Rudrud, Brady	0	3	0.0

Foulout	#	GP
02 Mason, Nate	1	7
03 Murphy, Jordan	1	7
21 Konate, Bakary	0	7
41 Diedhiou, Gaston	0	2
01 McBrayer, Dupree	0	7
15 Sharp, Stephon	0	5
32 Gilbert, Ahmad	0	7
10 Haugh, Darin	0	4
00 Springs, Akeem	0	7
04 Rudrud, Brady	0	3
05 Coffey, Amir	0	7
22 Lynch, Reggie	0	6
24 Curry, Eric	0	7
42 Hurt, Michael	0	6

Total Rebounds (by average)	#	GP	Avg
03 Murphy, Jordan	53	7	7.6
24 Curry, Eric	51	7	7.3
22 Lynch, Reggie	41	6	6.8
02 Mason, Nate	25	7	3.6
00 Springs, Akeem	25	7	3.6
05 Coffey, Amir	22	7	3.1
21 Konate, Bakary	16	7	2.3
01 McBrayer, Dupree	15	7	2.1
32 Gilbert, Ahmad	10	7	1.4
04 Rudrud, Brady	1	3	0.3
10 Haugh, Darin	1	4	0.2
42 Hurt, Michael	1	6	0.2
41 Diedhiou, Gaston	0	2	0.0
15 Sharp, Stephon	0	5	0.0

Minnesota Basketball
2016-17 Team Totals as of Mon, Nov 28, 2016
All Games

Record **Home** **Away** **Neutral**
6-1 **6-0** **0-1** **0-0**

Name	GP-GS	Min	Avg	Total		3 Pt		FT-FTA		Rebounds				PF DQ		A	TO	BLK	STL	Pts	Avg
				FG-FGA	Pct	FG-FGA	Pct	FT	Pct	Off	Def	Tot	Avg								
05 Coffey, Amir	7-7	202	28.9	35-71	0.493	6-22	0.273	26-34	0.765	7	15	22	3.1	19	0	12	11	1	7	102	14.6
02 Mason, Nate	7-7	227	32.4	28-72	0.389	10-28	0.357	23-31	0.742	4	21	25	3.6	15	1	36	16	0	6	89	12.7
01 McBrayer, Dupree	7-7	203	29.0	29-59	0.492	9-23	0.391	13-23	0.565	1	14	15	2.1	11	0	21	10	2	5	80	11.4
03 Murphy, Jordan	7-7	179	25.6	27-58	0.466	0-4	0.000	17-31	0.548	16	37	53	7.6	22	1	6	12	10	4	71	10.1
22 Lynch, Reggie	6-6	122	20.3	17-32	0.531	0-0	-	19-31	0.613	12	29	41	6.8	18	0	5	9	19	1	53	8.8
24 Curry, Eric	7-1	178	25.4	15-35	0.429	0-1	0.000	24-30	0.800	15	36	51	7.3	18	0	11	12	5	6	54	7.7
00 Springs, Akeem	7-0	133	19.0	16-46	0.348	12-35	0.343	7-9	0.778	8	17	25	3.6	8	0	9	5	1	3	51	7.3
32 Gilbert, Ahmad	7-0	48	6.9	7-15	0.467	6-12	0.500	1-2	0.500	1	9	10	1.4	6	0	2	5	1	0	21	3.0
21 Konate, Bakary	7-0	47	6.7	6-10	0.600	0-0	-	6-10	0.600	6	10	16	2.3	13	0	0	6	5	2	18	2.6
04 Rudrud, Brady	3-0	5	1.7	1-1	1.000	1-1	1.000	1-2	0.500	0	1	1	0.3	0	0	0	0	0	0	4	1.3
41 Diedhiou, Gaston	2-0	4	2.0	1-1	1.000	0-0	-	0-0	-	0	0	0	0.0	0	0	0	0	0	0	2	1.0
42 Hurt, Michael	6-0	39	6.5	1-8	0.125	0-6	0.000	2-2	1.000	0	1	1	0.2	5	0	2	2	0	1	4	0.7
15 Sharp, Stephon	5-0	9	1.8	0-0	-	0-0	-	2-2	1.000	0	0	0	0.0	2	0	0	1	0	1	2	0.4
10 Haugh, Darin	4-0	4	1.0	0-0	-	0-0	-	0-0	-	0	1	1	0.2	0	0	2	1	0	0	0	0.0
TM TEAM				0-0	-	0-0	-			6	15	21	3.0			0				0	0.0
	GP-GS	Min	Avg	FG-FGA	Pct	FG-FGA	Pct	FT-FTA	Pct	Off	Def	Tot	Avg	PF	DQ	A	TO	BLK	STL	Pts	Avg
MINN Total	7			183-408	0.449	44-132	0.333	141-207	0.681	76	206	282	40.3	137	2	106	90	44	36	551	78.7
Opponents	7			163-443	0.368	40-142	0.282	108-156	0.692	93	176	269	38.4	165	-	72	99	26	39	474	67.7
MINN Average				26.1-58.3		6.3-18.9		20.1-29.6		10.9	29.4	40.3		19.6		15.1	12.9	6.3	5.1	78.7	
Opp. Average				23.3-63.3		5.7-20.3		15.4-22.3		13.3	25.1	38.4		23.6		10.3	14.1	3.7	5.6	67.7	

Date	Opponent	Score	Record	Attendance	Location
Nov 11	La.-Lafayette	W 86-74	1-0	8,453	Minneapolis, Minn. (Williams Arena)
Nov 14	Texas-Arlington	W 84-67	2-0	7,986	Minneapolis, Minn. (Williams Arena)
Nov 16	Mt. St. Mary's	W 80-56	3-0	7,940	Minneapolis, Minn. (Williams Arena)
Nov 18	St. John's (N.Y.)	W 92-86	4-0	8,873	Minneapolis, Minn. (Williams Arena) Gavitt Tipoff Games
Nov 22	Arkansas	W 85-71	5-0	8,997	Minneapolis, Minn. (Williams Arena)
Nov 25	Southern Ill.	W 57-45	6-0	9,603	Minneapolis, Minn. (Williams Arena)
Nov 28	at Florida State	L 67-75	6-1	5,993	the Tucker Center - Tallahassee, Florida ACC-Big Ten Challenge

* indicates conference games