

# WAKE FOREST

## DEMON DEACON FOOTBALL

GAME #12 ♦ WAKE FOREST VS. VANDERBILT ♦ NOV. 24, 2012 ♦ BB&T FIELD



WAKE FOREST (5-6, 3-5)  
AT  
VANDERBILT (7-4, 5-3)

**Date:** November 24, 2012

**Time:** 3:30 p.m.

**Site:** Winston-Salem, N.C.

**Stadium:** BB&T Field (31,500)

**Television:** ESPNU. Anish Shroff (play-by-play) and Dan Hawkins (analyst) have the call.

**Radio:** Wake Forest Sports Network from IMG College. Stan Cotten (play-by-play), Dave Goren (analyst) and Michael Hoag (sidelines) call the action.

**Records:** Wake Forest enters the game 5-6 overall and 3-5 in the ACC. The Deacs fell 38-0 to Notre Dame last Saturday in South Bend. Vanderbilt is coming off a 41-18 home win over Tennessee. It was the Commodores' fifth straight win and their sixth in the past seven games.

**Rankings:** Wake Forest and Vanderbilt are unranked in both polls.

**Wake Forest Coach Jim Grobe:** Grobe (Virginia '75) is in his 12th year at Wake Forest and has a record of 73-73 (.500) with the Deacons. Grobe, who spent six seasons at Ohio University, is in his 17th year as a head coach and has a career mark of 106-106-1 (.500).

**Vanderbilt Coach James Franklin:** Franklin (East Stroudsburg '95) is in his second season at Vanderbilt. Franklin spent the previous three seasons as the assistant head coach at Maryland. He is 13-11 overall as a head coach.

### WAKE FOREST ATHLETIC COMMUNICATIONS

Address.....PO Box 7426  
.....Winston-Salem, NC 27109  
Phone.....(336) 758-5640  
Fax.....(336) 758-5140  
Website.....www.WakeForestSports.com  
Associate AD/Athletic Comm. (FB Contact)  
.....Steve Shutt  
Email.....shuttsj@wfu.edu  
Office.....(336) 758-5640  
Cell.....(336) 970-7512  
Secondary FB Contact.....Gary Petit  
Email.....petitgm@wfu.edu  
Admin. Coord. (Credentials).....Emily Richey  
Email.....richeyem@wfu.edu  
Associate Director.....Scott Wortman  
Assistant Director.....Steven Wright  
Athletic Comm. Assistant.....Alex Botoman  
Athletic Comm. Intern.....Nick Sebesta  
Pressbox Phone.....(336) 896-9159

### WAKE FOREST CLOSES REGULAR SEASON AGAINST RIVAL VANDERBILT

- Wake Forest will close out the regular season on Saturday against SEC rival Vanderbilt at BB&T Field.
- Kickoff is set for 3:30 p.m. and can be seen on ESPNU. The game will also be carried live on the Wake Forest Sports Network from IMG College.
- The Deacons are looking to become bowl eligible with a victory.
- Vanderbilt leads the all-time series between the two teams 8-6 and holds a 5-2 edge in games played at BB&T Field.
- Last season, the Commodores picked-up their sixth win of the season with a 41-7 victory over Wake Forest in Winston-Salem.
- The Deacons are coming off a 38-0 loss at No. 3-ranked Notre Dame last Saturday in South Bend.
- The Fighting Irish jumped out to an early 21-0 lead and never looked back.
- Wake Forest quarterback Tanner Price completed 22 of 33 passes for 153 yards.
- Flanker Michael Campanaro and tailback Deandre Martin caught six passes apiece to lead the offense.
- Redshirt freshman cornerback Allen Ramsey II recorded his first career interception, picking off an Everett Golson pass in the endzone in the second quarter.
- Fellow cornerback Kevin Johnson broke up three passes in the game, giving him a team-best 15 on the year.

### WHAT'S INSIDE

Schedule Notes.....	2
Game Week Info.....	2
Deacon Notes.....	3-8
Quick Facts & Radio Info.....	3
National Polls.....	4
Pronunciation Guide.....	5
Wake's Record When.....	7
Series History.....	9
Recent WF-VU Results.....	10-11
ACC.....	12
Head Coach Jim Grobe.....	13
Depth Chart.....	14
Numerical Roster.....	15-16
2012 Statistics.....	17-21
2012 Box Scores.....	22-27
Ind. Player Pages.....	28-41
The Last Time.....	42
Opponent Schedule.....	43

### WAKE FOREST DEMON DEACONS (5-6, 3-5 ACC)

Sept. 1	<b>LIBERTY</b> (ESPN3)	W, 20-17
Sept. 8	<b>NORTH CAROLINA</b> (RSN)	W, 28-27
Sept. 15	at Florida State (ESPN)	L, 0-52
Sept. 22	<b>ARMY</b> (ACC Network)	W, 49-37
Sept. 29	<b>DUKE</b> (ACC Network)	L, 27-34
Oct. 6	at Maryland (ESPN)	L, 14-19
Oct. 20	at Virginia (ACC Network)	W, 16-10
Oct. 25	<b>CLEMSON</b> (ESPN)	L, 13-42
Nov. 3	<b>BOSTON COLLEGE</b> (RSN)	W, 28-14
Nov. 10	at NC State (RSN)	L, 6-37
Nov. 17	at Notre Dame (NBC)	L, 0-38
Nov. 24	<b>VANDERBILT</b>	3:30

### VANDERBILT COMMODORES (7-4, 5-3 SEC)

Aug. 30	<b>SOUTH CAROLINA</b>	L, 13-17
Sept. 8	at Northwestern	L, 13-23
Sept. 15	<b>PRESBYTERIAN</b>	W, 58-0
Sept. 22	at Georgia	L, 3-48
Oct. 6	at Missouri	W, 19-15
Oct. 13	<b>FLORIDA</b>	L, 17-31
Oct. 20	<b>AUBURN</b>	W, 17-13
Oct. 27	<b>MASSACHUSETTS</b>	W, 49-7
Nov. 3	at Kentucky	W, 40-0
Nov. 10	at Ole Miss	W, 27-26
Nov. 17	<b>TENNESSEE</b>	W, 41-18
Nov. 24	at Wake Forest	3:30

### DEACON STORYLINES

**Page 3:** Wake looking to become bowl eligible for the fifth time in seven years.

**Page 3:** Freshman Alexander Kinal punts his way into the record books.

**Page 3:** Wide receiver Michael Campanaro hauling in passes at a record pace.

**Page 4:** Junior Tanner Price climbing the school's passing charts.

### SERIES HISTORY

**Overall:** Vanderbilt leads 8-6

**At Wake Forest:** 2-5

**At BB&T Field:** 2-5

**At Vanderbilt:** 4-3

**At Vanderbilt Stadium:** 4-3

**Jim Grobe vs. Vanderbilt:** 3-2

**James Franklin vs. Wake:** 1-0

**Current Streak:** Lost 1

**Last 10 Meetings:** 5-5

**Largest WFU Win:** 34 in 1992 (40-6)

**Largest Vanderbilt Win:** 34 in 2011 (41-7)

**Last Meeting:** Vanderbilt won 41-7 on Nov. 26, 2011 at BB&T Field.





### LAST 10 SERIES RESULTS

Year	W/L	Site	Score
2011	L	H	7-41
2010	W	A	34-13
2008	W	H	23-10
2007	W	A	31-17
2005	L	H	20-24
2000	L	H	10-17
1994	L	A	14-35
1993	L	H	12-27
1992	W	A	40-6
1990	W	A	56-28



# 2012 DEMON DEACON FOOTBALL

GAME #12 ♦ WAKE FOREST VS. VANDERBILT ♦ NOV. 24, 2012 ♦ BB&T FIELD

	<b>LIBERTY</b> SEPTEMBER 1 BB&T FIELD W, 20-17 ESPN3.COM	<i>The Demon Deacons survived a scare from Liberty and pulled-out a 20-17 victory. Junior receiver Michael Campanaro led the way for the Deacs with nine catches for 96 yards and a touchdown. Freshman running back Deandre Martin spelled the injured Josh Harris and finished with 74 yards on 21 carries and his first career touchdown. The Deacs are now 71-38-2 all-time in home openers.</i>
	<b>N. CAROLINA</b> SEPTEMBER 8 BB&T FIELD W, 28-27 RSN	<i>Tanner Price led Wake Forest on a 93-yard touchdown drive late in the fourth quarter to give the Demon Deacons a 28-27 victory over North Carolina. Price and receiver Michael Campanaro each had career nights. Price was 27-of-38 for a career-high 327 yards. He also rushed for a pair of TDs. Campanaro caught 13 passes for 164 yards, both career-highs. Wake won its ACC home opener for the seventh-straight season.</i>
	<b>AT FLORIDA ST.</b> SEPTEMBER 15 TALLAHASSEE, FLA. L, 0-52 ESPN	<i>The Seminoles dominated in every facet of the game and rolled to a 52-0 victory. The Demon Deacons struggled to get anything going on offense, finishing with just 126 yards of total offense. Josh Harris finished the day with 51 yards on 15 carries. Defensive end Kris Redding had one of his best games, notching four tackles including a pair of sacks and a forced fumble.</i>
	<b>ARMY</b> SEPTEMBER 22 BB&T FIELD W, 49-37 ACC NETWORK	<i>The Demon Deacons got back on track offensively, rolling-up a season high 296 yards on the ground in a 49-37 victory over Army. Running backs Josh Harris and Deandre Martin both rushed for over 100 yards and two scores. Junior wide receiver Michael Campanaro finished with 12 catches for 153 yards and two touchdowns. Defensively, Zach Thompson and Mike Olson both recorded a career-high 12 tackles.</i>
	<b>DUKE</b> SEPTEMBER 29 BB&T FIELD L, 27-34 ACC NETWORK	<i>The Wake Forest comeback fell short as Duke ended a 12-game losing streak to the Demon Deacons with a 34-27 victory. With the score tied 20-20, Duke took advantage of a turnover and reeled-off 14 straight points. After wide receiver Michael Campanaro left the game with a hand injury, senior Terence Davis stepped-up and caught a career-high six passes for a career-high 100 yards.</i>
	<b>AT MARYLAND</b> OCTOBER 6 COLLEGE PARK, MD. L, 14-19 ESPNU	<i>Wake Forest wasn't able to capitalize on three Maryland turnovers and fell 19-14 to the Terrapins. The Deacons missed a pair of field goals and were stuffed on 4th and goal from the one in the second quarter. Senior receiver Terence Davis had another career day with seven catches for 130 yards, including a 73-yard touchdown reception. Defensively, Maryland native Kevin Johnson had four tackles and his first career INT.</i>
	<b>AT VIRGINIA</b> OCTOBER 20 CHARLOTTESVILLE, VA. W, 16-10 ACC NETWORK	<i>Wake Forest scored a touchdown on its first play from scrimmage and freshman placekicker Chad Hedlund kicked the first three field goals of his career as the Demon Deacons knocked-off Virginia 16-10. Running back Josh Harris led the Deacons on the ground with 55 yards and a touchdown. Lovell Jackson caught three passes for 37 yards and also had a 60-yard punt return to setup Wake's lone TD.</i>
	<b>CLEMSON</b> OCTOBER 25 BB&T FIELD L, 13-42 ESPN	<i>Clemson's Tajh Boyd threw for a school-record 428 yards and receiver Sammy Watkins had a school-record 208 yards receiving as Clemson claimed a 42-13 victory. Boyd connected on touchdown passes with five different receivers in the first half. For the Deacs, running back Josh Harris finished with 76 yards on the ground on just 10 carries. Nine different Demon Deacons caught a pass in the game.</i>
	<b>BOSTON COLLEGE</b> NOVEMBER 3 BB&T FIELD W, 28-14 RSN	<i>Junior wide receiver Michael Campanaro had a career day, tying the ACC record with 16 receptions including tying the school record with three touchdown receptions. Tanner Price also had career-highs of 39 completions on 57 attempts for 293 yards and three touchdowns. The Deacon offense converted a school-record 13 third-downs and the Deacon defense forced four BC turnovers.</i>
	<b>AT NC STATE</b> NOVEMBER 10 RALEIGH, N.C. L, 6-37 RSN	<i>NC State scored the first 17 points and then ran the second half kickoff back for a touchdown to steal all momentum and cruise to a 37-6 victory. The Deacons' lone touchdown on the day came when wide receiver Michael Campanaro took a pitch and hit fellow wide receiver Terence Davis for a 39-yard score. Defensively, juniors Daniel Mack and AJ Marshall each finished with a career-high 10 tackles.</i>
	<b>NOTRE DAME</b> NOVEMBER 17 SOUTH BEND, IND. L, 0-38 NBC	<i>Notre Dame scored touchdowns on each of its first three possessions and claimed a 38-0 victory in its final home game of the season. ND running back Cierre Wood ran for 150 yards on 11 carries and one touchdown. Everett Golson was 20-of-30 for 346 yards and three touchdowns. For the Deacons, punter Alexander Kinal broke the school-record for punts in a season with 90.</i>
	<b>VANDERBILT</b> NOVEMBER 24 BB&T FIELD TBA TBA	<i>Wake Forest finishes the regular season for the second-straight year by hosting Vanderbilt. The non-conference series between the two schools runs through the 2015 season. The Demon Deacons have won three of the last four meetings in the series. The Commodores snapped Wake Forest's three-game win streak last season with a 41-7 victory at BB&amp;T Field.</i>
	<b>ACC CHAMPIONSHIP</b> DECEMBER 1 CHARLOTTE, N.C. 8:00 ESPN	<i>Now in its ninth year, the Dr. Pepper ACC Championship Game will be held for the third-straight season at Bank of America Stadium in Charlotte, N.C. The Championship was played in Jacksonville for three seasons before moving to Tampa Bay for 2008 and 2009. The game will kickoff at 8:00 p.m. and will be carried by ESPN. Wake Forest won the 2006 ACC Championship Game, defeating Georgia Tech 9-6.</i>



## GAME WEEK

### Weekly Press Conference

Wake Forest's weekly press conference begins each Tuesday at 11 a.m. in the Miller Center on campus. Selected players are available first to the electronic media in the Team Meeting Room on the first floor. The players will then meet the print media in the Rovere Room immediately following. Lunch will then be served and Jim Grobe will meet with the electronic media at 12:15 p.m. in the team meeting room followed by the print media in the Rovere Room. Any specific player requests must be made before noon on Monday. Transcripts of the press conference will be e-mailed and posted on WakeForestSports.com. Video of the press conference will be archived on WakeForestSports.com.

### ACC Weekly Teleconference

Jim Grobe participates in the ACC's weekly teleconference every Wednesday at 11:20 a.m. For the media access number, contact the ACC Media Relations Office or the Wake Forest Media Relations Office. The teleconference is archived online at theACC.com.

### Covering Practice

Wake Forest typically conducts its practices on campus at the Doc Martin Practice Complex adjacent to the Pruitt Football Center. Please contact the Media Relations Office when you'd like to attend. Coach Grobe is available in person every day of the week and players are available Monday through Wednesday before practice.

### The Jim Grobe Show

Coach Grobe's weekly call-in radio show with the Voice of the Deacons Stan Cotten airs Thursday nights on the Wake Forest Sports Network from IMG College and online at [www.WakeForestSports.com](http://www.WakeForestSports.com).

### Coach Grobe Interviews

Aside from the previously mentioned Tuesday press conference, Wednesday teleconference and radio show, Jim Grobe is available for phone interviews on Tuesday mornings by appointment only. Please schedule those with the Media Relations Office.

### Player Interviews

Players are available at Tuesday's weekly press conference and before practice Monday through Wednesday. Phone interviews will be scheduled on an individual basis, contingent on class schedules. Please schedule those with the Media Relations Office.

# 2012 DEMON DEACON FOOTBALL

GAME #12 ♦ WAKE FOREST VS. VANDERBILT ♦ NOV. 24, 2012 ♦ BB&T FIELD

## LAST TIME OUT

- No. 3 Notre Dame scored touchdowns on its first three possessions and never looked back in a 38-0 victory last Saturday at Notre Dame Stadium.
- The Irish dominated the first half, rolling-up 430 yards of total offense compared to just 113 for the Demon Deacons. ND also had 17 first downs and led 31-0.
- Irish quarterback Everett Golson had a career day, completing 20-of-30 passes for 346 yards and three touchdowns.
- Notre Dame running back Cierre Wood also had a nice afternoon, rushing 11 times for 156 yards which included a 68-yard TD run in the first quarter.
- Wake Forest quarterback Tanner Price completed 22 of 33 passes for 153 yards.
- Flanker Michael Campanaro and tailback Deandre Martin caught six passes apiece to lead the offense.
- Redshirt freshman cornerback Allen Ramsey II recorded his first career interception, picking off an Everett Golson pass in the endzone in the second quarter.
- Fellow cornerback Kevin Johnson broke up three passes in the game, giving him a team-best 15 on the year.
- Alexander Kinal punted 10 times on the day, setting a new school single-season record for punts with 90. He also tied the ACC record set by Dan DeArmas of Maryland in 1991.

## OTHER NOTES FROM THE ND GAME

- Captains were ILB Riley Haynes, C Garrick Williams, DE Hasan Hazime and FB Tommy Bohanon
- The announced attendance of 80,795 marks the ninth-largest crowd to ever witness at Wake Forest football game.
- Redshirt freshman Tyler Jackson made his season debut and ran six times for 24 yards.
- Wake Forest was shut out for the second time this season.
- The Demon Deacons have not attempted a field goal in each of the last four games
- The Wake Forest defense failed to record a sack in the game for the first time this season.
- Cornerback Kevin Johnson recorded three pass breakups in the game, giving him a team-high 15 on the year.
- Junior wide receiver Michael Campanaro has now caught a pass in 21-straight games.
- Wake Forest lost for the first time this season while holding the edge in time of possession.

## KINAL PUNTS HIS WAY INTO RECORD BOOKS

- Freshman punter Alexander Kinal has had a stellar start to his Demon Deacon career.
- The Australian native, and rugby veteran, has punted 90 times this season.
- That breaks the school record of 87 punts in a season which was held by Chuck Ramsey during the 1973 season.
- Kinal's 90 punts also ties him with Dan DeArmas of Maryland who punted an ACC-record 90 times in 1991.
- Kinal has punted 18 more times than any other punter in the FBS this year.
- This season, he has downed a total of 26 punts inside the opponent's 20.
- Since 2001, Kinal's 26 punts inside the 20 are the most by a Deacon.
- He topped Sam Swank's mark of 21 punts inside the 20 in 2007.
- Against Florida State, Kinal punted 13 times for an average of 40.0 yards.
- The 13 punts were the most in a game by a Demon Deacon since the 1973 season.

## SWATTING THEM DOWN

- Wake Forest defensive back Chibuikem Okoro is tied for third in the nation with 30 career pass break-ups.
- **San Diego State's Leon McFadden is first with 37, followed by Deron Wilson of Southern Miss with 33 and Alabama's DeMarcus Milliner with 30.**
- Okoro recorded his first interception of the season and the seventh of his career in the game against NC State.

## MOVING THE CHAINS

- After having just 12 third down conversions in the previous three games combined, the Deacons tied a school-record with 13 third down conversions in the win over Boston College.
- The only other time Wake Forest had 13 third down conversions in a game was against Maryland on Oct. 15, 1983.

## CAMPANARO TIES ACC RECORD

- With 16 receptions in the win over Boston College, wide receiver Michael Campanaro tied the ACC record for most receptions in a single-game.
- He is now the fifth ACC player with 16 catches in a game, matching Alvin Pearman of Virginia against FSU on Oct. 13, 2008, Corey Thomas of Duke against Georgia Tech on Nov. 15, 1998, Geroy Simon of Maryland against FSU on Nov. 18, 1995 and Charley Carr of UNC against Air Force on Nov. 12, 1966.
- Campanaro then set the Wake Forest record for receptions in back-to-back games with 21 as he hauled-in five passes against NC State.

## OH WHAT A NIGHT

- Wide receiver Michael Campanaro had a career-night against Boston College, hauling-in a school-record and ACC record tying 16 passes.
- He is the fifth player in ACC history to accomplish that feat.
- Three of his 16 catches went for touchdowns which ties the school record for touchdown grabs in a single-game.
- On the night, Campanaro had 16 catches for 123 yards and three touchdowns.

## CAMP AMONG NATIONAL LEADERS

- Michael Campanaro is seventh nationally and tops in the ACC in receptions per game at 7.9.
- Campanaro missed two and a half games with a broken hand but has still recorded 71 receptions for 665 yards.
- He also leads the team with six touchdown grabs and seven total touchdowns.
- Campanaro has caught a pass in each of the last 21 games in which he has played.

## CAMP CATCHES HEELS OFF GUARD

- Junior Michael Campanaro enjoyed a tremendous night against North Carolina on Sept. 8.
- After having a then career-high 10 catches in week one against Liberty, Campanaro hauled in 13 passes for a career-high 164 yards.
- The 13 receptions are the most for the Demon Deacon against North Carolina. He broke Desmond Clark's record of 11 set during the 1997 season.
- Campanaro's 13 catches were also tied for the second-most for any receiver ever against North Carolina.



## UNIVERSITY QUICK FACTS

Location . . .	Winston-Salem, NC 27109
Founded . . . . .	1834
Enrollment . . . . .	4,775 undergraduate
Colors . . . . .	Old Gold & Black
Stadium . . . . .	BB&T Field (31,500)
Surface . . . . .	FieldTurf
Conference . . . . .	Atlantic Coast
President . . . . .	Dr. Nathan O. Hatch
Athletic Director . . . . .	Ron Wellman
Athletic Dept. Phone . . . . .	(336) 758-5616
Ticket Office Phone . . . . .	(888) 758-DEAC

## PROGRAM HISTORY

First Year of Football . . . . .	1888
Season of Football . . . . .	111th
Bowl Appearances . . . . .	Ten (6-4)
Last Bowl Game . . . . .	2011 Music City
All-Time Record . . . . .	425-615-33 (.411)
All-Time ACC Record . . . . .	128-284-5 (.313)

## TEAM INFORMATION

2011 Overall Record . . . . .	6-7
ACC Record/Finish . . . . .	5-3 (T-2nd Atl.)
Letterwinners Returning . . . . .	50
(24 offense, 23 defense, 3 specialist)	
Letterwinners Lost . . . . .	20
(12 offense, 8 defense, 0 specialist)	
Starters Returning/Lost . . . . .	16-10
Offense . . . . .	3/8
Defense . . . . .	7/4
Special Teams . . . . .	3/0

## WAKE FOREST SPORTS NETWORK FROM IMG COLLEGE

Play-By-Play Announcer . . . . .	Stan Cotten
Analyst . . . . .	Dave Goren
Sideline . . . . .	Michael Hoag
Engineer . . . . .	John Brockwell
Spotter . . . . .	Josh Nixon
Studio Host . . . . .	Geoff Arnold
President . . . . .	Ben Sutton, Jr.
General Manager . . . . .	Jeff Salisbury

## WAKE FOREST SUPPORT STAFF

Strength & Conditioning . . . . .	Ethan Reeve
Athletic Trainer . . . . .	Don Steelman
Athletic Trainer . . . . .	Chris Ina
Athletic Trainer . . . . .	Greg Collins
Equipment Mgr. . . . .	Demetrius Gibson
Video Coordinator . . . . .	Allen Franklin
Academic Counselor . . . . .	Seth Youngblood
Academic Counselor . . . . .	Ann Flynn
Admin. Coordinator . . . . .	Bonnie Rae

# 2012 DEMON DEACON FOOTBALL

GAME #12 ♦ WAKE FOREST VS. VANDERBILT ♦ NOV. 24, 2012 ♦ BB&T FIELD



## NATIONAL POLLS

### Associated Press (Wk. 12)

	School	Rec.	Pts.	Last
1	Oregon (45)	10-0	1485	2
2	Kansas St. (14)	10-0	1451	3
3	Notre Dame (1)	10-0	1382	4
4	Alabama	9-1	1259	1
5	Georgia	9-1	1223	5
6	Ohio State	10-0	1212	5
7	Florida	9-1	1089	7
8	LSU	8-2	1046	9
9	Texas A&M	8-2	1031	15
10	Florida State	9-1	1024	8
11	Clemson	9-1	907	10
12	South Carolina	8-2	848	12
13	Oklahoma	7-2	798	14
14	Stanford	8-2	766	16
15	Oregon State	7-2	556	13
16	Nebraska	8-2	549	18
17	UCLA	8-2	541	17
18	Texas	8-2	496	19
19	Louisiana Tech	9-1	374	19
20	Louisville	9-1	322	11
21	USC	7-3	297	21
22	Rutgers	8-1	179	24
23	Michigan	7-3	135	NR
23	Texas Tech	7-3	135	25
25	Kent State	9-1	93	NR

Opponents Receiving Votes:

### USA Today Coaches Poll (Wk. 12)

	School	Rec.	Pts.	Last
1	Oregon (44)	10-0	1460	2
2	Kansas St. (14)	10-0	1427	3
3	Notre Dame (1)	10-0	1346	4
4	Georgia	9-1	1260	5
5	Alabama	9-1	1243	1
6	Florida State	9-1	1143	6
7	Florida	9-1	1079	7
8	LSU	8-2	1040	9
9	Clemson	9-1	1033	8
10	Texas A&M	8-2	967	14
11	South Carolina	8-2	903	11
12	Oklahoma	7-2	799	13
13	Stanford	8-2	793	15
14	Nebraska	8-2	653	16
15	Texas	8-2	615	17
16	UCLA	8-2	494	19
17	Oregon State	7-2	490	12
18	Louisville	9-1	442	10
19	Louisiana Tech	9-1	413	18
20	Rutgers	8-1	354	20
21	USC	7-3	343	22
22	Boise State	8-2	161	24
23	Michigan	7-3	144	NR
24	Oklahoma State	6-3	111	NR
25	Texas Tech	7-3	106	NR

Opponents Receiving Votes:

## CAMP REACHING PAYDIRT THREE TIMES

- For the second time this season, junior Michael Campanaro scored three touchdowns in a single-game when he caught three touchdown passes against Boston College.
- He also reached paydirt three times in the win over Army, hauling-in two TD passes and running for another.
- Campanaro became the first Demon Deacon with three touchdowns in a game with since Chris Barclay scored three touchdowns against East Carolina on Sept. 17, 2005.

## RECENT DEACON SLOT RECEIVER SUCCESS

- Wake Forest flanker Michael Campanaro is following in a rich tradition of slot receivers for Wake Forest.
- Kenny Moore set the ACC record with 98 reception during the 2007 season from his position as a slot receiver.
- D.J. Bolden led the ACC in receiving with 81 catches from the slot position in 2008.

## ICE THAT ARM

- Junior quarterback Tanner Price went 39-of-57 for 293 yards and three touchdowns in the win over Boston College.
- The 39 completions and 57 attempts were both career-highs and are also highs by an ACC players this season.
- Price's previous career-highs were 37 completions on 53 attempts against Navy in 2010.
- His total of 39 completions is the highest by any Deacon since Rusty LaRue had three such games in 1995.
- Price was also just the third FBS quarterback since the start of the 2000 season to complete 39 or more passes for fewer than 300 yards in a game.

## PRICE DOES IT THROUGH THE AIR AND ON THE GROUND

- Quarterback Tanner Price not only had a career day throwing the ball against North Carolina on Sept. 8, but he also had a career night running the ball.
- The Austin, Texas native was 27-of-38 for career-high 327 yards passing with just one INT.
- He also ran for a career-high two touchdowns as well.
- Price's second TD run capped a 93-yard game-winning touchdown drive late in the fourth quarter.

## PRICE MOVING UP THE CHARTS

### Career Passing Yards

2.	8,017	Brian Kuklick	1994-98
3.	7,304	Mike Elkins	1985-88
4.	7,205	Gary Schofield	1981-83
5.	<b>6,474</b>	<b>Tanner Price</b>	<b>2010-SA</b>

### Career Pass Completions

2.	665	Brian Kuklick	1994-98
3.	637	Gary Schofield	1981-83
4.	609	Mike Elkins	1985-88
5.	<b>601</b>	<b>Tanner Price</b>	<b>2010-SA</b>

### Career Passing Touchdowns

2.	44	Gary Schofield	1981-83
	44	Brian Kuklick	1994-98
4.	43	Mike Elkins	1985-88
5.	<b>39</b>	<b>Tanner Price</b>	<b>2010-SA</b>

## PRICE IN THE TOP-10

- Junior Tanner Price has won 12 games as the Demon Deacons' starting quarterback in his career. That puts him in a tie for fifth with Keith West (1990-92).
- Riley Skinner (2006-09) holds the school record for wins in a career with 31. Skinner had a record of 31-17 in his four years for a .646 winning percentage.
- In the season-opener against Liberty, Price completed his 400th career pass and also threw his 28th career TD pass.
- Price is currently fifth in school history with 6,321 passing yards, 579 career completions and 39 career TD passes.

## PRICE PROTECTING THE BALL

- Junior quarterback Tanner Price came into the season with 173 pass attempts without an interception.
- He improved that number to 181 before being intercepted by Liberty's Marques Jenkins in the second quarter.
- That broke the previous school-record of 143 attempts which was set by James MacPherson in 2002.
- Price's streak of 181 pass attempts without an interception streak was the seventh-longest streak in ACC history.
- Last season, Price had just 1.4 percent of his passes intercepted, which set a school record. That translated into one interception for every 70.3 pass attempts.

## T-BO MORE RECEIVER, LESS RUSHER

- Senior fullback Tommy Bohanon has been one of Tanner Price's go-to targets this season.
- Over the past seven games, Bohanon has 18 catches for 137 yards, which more than doubled his season output in both categories.
- Bohanon caught a pair of touchdown passes against Duke on Sept. 29, marking the first multi-touchdown game of his career.
- His 34-yard touchdown grab in the third quarter was the longest reception of his career.
- Against Clemson, Bohanon had his second multi-touchdown game of the season, hauling-in touchdown grabs of eight and 18 yards.
- He then notched a career-high six receptions in the win over Boston College.
- Bohanon has tied the school record for the most TD receptions in a season by a running back with five. The others with five TD catches in a season include RB Topper Clemons in 1985 and HB John Parham in 1955.
- On the season, Bohanon has 22 catches for 193 yards and five touchdowns.
- His five touchdown receptions are the second-most on the team.
- After rushing the ball a combined 48 times in his first three years at Wake Forest, Bohanon has yet to rush the ball this season.

## GETTING EVERYONE INVOLVED

- Wake Forest had nine different players catch a pass in the game against Clemson.
- Quarterback Tanner Price hit eight different players and then Price split wide and caught his second pass of the season from tailback Deandre Martin.

# 2012 DEMON DEACON FOOTBALL

GAME #12 ♦ WAKE FOREST VS. VANDERBILT ♦ NOV. 24, 2012 ♦ BB&T FIELD

## TD DOES IT AGAIN

- Senior wide receiver Terence Davis stepped-up when Michael Campanaro went down with a hand injury against Duke on Sept. 29.
- Davis is the second-leading receiver on the team with 39 catches for 512 yards.
- He has tied his career-high three times with seven receptions in a game.
- The first of which came at Maryland on Oct. 6, when he had seven catches for a career-high 130 yards.
- Davis opened the game with a 73-yard touchdown reception on the opening drive to make the score 7-0 Deacs. That was Davis' longest reception of his career.
- It was also his seventh career TD and the first since the Vanderbilt game last season.
- Davis had his first career touchdown reception at Bryd Stadium in the Deacons' last trip to Maryland in 2010.
- Once Campanaro returned on Oct. 25 against Clemson, Davis kept rolling, tying his career-high with seven receptions vs. Clemson and Boston College
- He now has 801 yards receiving in his career.

## NOT ON KJ'S WATCH

- Sophomore cornerback Kevin Johnson has been the Deacons' toughest cornerback to throw on this season.
- He has recorded the first three interceptions of his career this season and also leads the team with a total of 18 passes defended.
- His 18 passes defended are third most in the country and the 15 pass breakups have Johnson tied for fourth in the country.
- Johnson has also forced and recovered his first career fumbles this season and is fifth on the team with 57 tackles.

## NON-QB PASSING UNDER GROBE

- When running back Deandre Martin connected with Brandon Terry for a 35-yard pass play in the second quarter against North Carolina, he became the newest Deacon non-quarterback to complete a pass.
- Since Jim Grobe's arrival in 2001, Wake Forest has completed 26 of 37 passes by non-quarterbacks.

- Those non-QBs have thrown for 746 yards and nine touchdowns with just one interception.
- The most prolific passing non-QB was WR Nate Morton (2003-06) who completed five of nine passes for 222 yards and three touchdowns over his four seasons.
- Wide receiver Michael Campanaro threw a 39-yard TD pass against NC State this season and is now 4 of 5 for 145 yards and three touchdowns in his career.
- Tailback Deandre Martin is 3-of-4 on the season for 48 yards.

## HEDLUND OFF ON THE RIGHT FOOT

- Redshirt-freshman Chad Hedlund made his Demon Deacon debut against Maryland on Oct. 6, knocking home an extra point.
- Against Virginia on Oct. 20, Hedlund attempted and made his first-career field, a 22-yarder.
- He then knocked home his second and third field goals in the third quarter to give the Deacons a 16-7 lead. Wake would go on to win the game 16-10.
- That was the first three field goal game for the Deacons since Jimmy Newman made three fields in the 2011 season opener at Syracuse.
- With a 3 for 3 start to his placekicking career, he has equaled the best start by a Deacon rookie kicker. In 1990, David Behrman also converted each of his first three field goal attempts before finishing 10 of 11 on the season.
- The best start by a first-year kicker belongs to Tracy Lounsbury who made his first six field goal attempts in 1969.

## A WIN IS A WIN

- The Wake Forest offense struggled in the win over Virginia on Oct. 20, managing 213 yards of total offense.
- That marked the fewest yards by Wake Forest in an ACC win since compiling 191 yards in a 3-0 win vs. North Carolina on Oct. 22, 1966.
- That was the fewest yards in a win against any opponent since compiling 209 in a 24-13 win at UConn on Sept. 16, 2006.



## WAKE FOREST PRONUNCIATION GUIDE

### FIRST NAMES

Airy	AIR-in
Chibuikem	CHIBY-kem
Derricus	DARE-ih-cus
Duran	duh-RAN
Hasan	ha-SAHN
Jharrison	Harrison
Kevis	KEE-vis
Lovell	luh-VELL
Merrill	murh-ELL
Nikita	nih-KEE-tah
Quan	Kwan
Ramon	ruh-MOAN

### LAST NAMES

Basford	BASS-ferd
Bauder	BAW-der
Betros	BEE-troas
Bolling	BOWL-ing
Booi	BOO-ee
Campanaro	camp-ah-NAIR-oh
Ehrmann	URR-men
Emert	EM-ert
Feimster	FEEM-ster
Grasmeyer	GRASS-my-er
Haire	HAIR
Hazime	huh-ZEE-mee
Heartsill	HART-suhl
Hedlund	HED-luhnd
Intemann	INT-uh-men
Janvion	JAN-vee-uhn
Kinal	KIN-uhl
LaBarbera	lah-bar-BARE-uh
Lowe	LO
Noel	no-ELL
Offer	OFFER
Okoro	oh-KOR-oh
Pineda	pin-EH-duh
Sousa	SO-suh
Souza	SUE-zah
Vogelsang	VO-guhl-sang
Wilhite	WILL-hite

## ON THIS DATE IN DEACON FOOTBALL HISTORY... NOV. 24

**2007:** Wake Forest improved to 8-4 with a 31-17 win at Vanderbilt in the regular season finale for both teams. Wake Forest erased an early 3-0 deficit by scoring 31 unanswered points. Wake Forest led 14-3 at the half on a 14-yard touchdown run by Josh Adams and Ben Wooster's 1-yard TD reception from Riley Skinner. The Deacons exploded for 17 points in the third quarter on a TD catch by De'Angelo Bryant and a 12-yard scoring run by Adams. Sam Swank added a 32-yard field goal.

**2001:** In a game originally scheduled for Sept., 2001 but postponed due to 9/11, the Deacons posted a 38-35 win over Northern Illinois at Groves Stadium. Tarence Williams rushed for 140 yards and topped the 1,000-yard rushing mark for the season. Williams carried 35 times to mark his seventh 100-yard rushing game of the season. The win marked Wake Forest's seventh consecutive game decided by seven points or fewer.

**1990:** Wake Forest concluded the 1990 season with a 56-28 whipping of Vanderbilt in Nashville. Backup quarterback Keith West completed 15 of 28 passes for 229 yards and three touchdowns. Anthony Williams rushed for a career-high 141 yards on 26 carries and scored three touchdowns.

**1973:** Wake Forest closed the 1973 season with a 52-13 loss to NC State in Raleigh. The Deacons scored on a 1-yard run by Terry Karl and on a 98-yard kickoff return by Tom Lockridge to open the second half.

**1951:** Wake Forest committed 10 turnovers in a 21-6 loss at South Carolina in the season finale. The Deacons threw five interceptions and lost five fumbles. Wake Forest took a 6-0 lead in the second quarter when Bob Gaona blocked a punt and returned it for a touchdown. But the Gamecocks controlled the second half, rushing for two touchdowns and adding a punt return for a score.

# 2012 DEMON DEACON FOOTBALL

GAME #12 ♦ WAKE FOREST VS. VANDERBILT ♦ NOV. 24, 2012 ♦ BB&T FIELD



## WAKE FOREST ROSTER SUPERLATIVES

### HEAVIEST

Gabe Irby	315
Colin Summers	315
Antonio Ford	310
Hunter Goodwin	310
Garrick Williams	310
Frank Souza	310

### TALLEST

Steven Chase	6-7
Hunter Goodwin	6-6
Ramon Booi	6-6
Joel Suggs	6-6

### LIGHTEST

James Ward	170
Jonathan Williams	170
Alex Wulfeck	175
Kevin Johnson	175
Ryan Janvion	180
Hunter Haire	180
Merrill Noel	180
Maddox Stamey	180
P.J. Howard IV	180

### SHORTEST

Alex Wulfeck	5-9
Orville Reynolds	5-9
James Ward	5-10
Merrill Noel	5-10
Lovell Jackson	5-10
Joshua Wilhite	5-10
Dominique Gibson	5-10
Jharrison Gillespie	5-10
Jordan Garside	5-10

## DEACONS IN THE NFL

Player	Team	Exp.
Josh Bush	NY Jets	1st
Tyson Clabo	Atlanta	8th
Aaron Curry	Oakland	4th
Chris DeGeare	Tennessee	3rd
Brandon Ghee	Cincinnati	3rd
Chris Givens	St. Louis	1st
Joe Looney	San Francisco	1st
Ovie Mughelli	Free Agent	10th
Calvin Pace	NY Jets	10th
Cyhl Quarles	Free Agent	1st
Alphonso Smith	Detroit	4th
Steve Vallos	Philadelphia	6th
Kyle Wilber	Dallas	1st
Joe Zelenka	Free Agent	14th

### THOMPSON WITH ANOTHER PICK

- Interceptions by defensive ends are rare but Zach Thompson recorded his second-career interception in the loss to Duke on Sept. 29.
- He snagged a Sean Renfree pass that was deflected by Chibuikem Okoro at the Duke 20. That led to a game-tying field goal.
- Thompson also had an interception at Clemson on Nov. 12, 2011.

### A PAIR OF 100-YARD RUSHERS

- Wake Forest junior Josh Harris and freshman Deandre Martin each rushed for over 100 yards in the Deacs' win over Army on Sept. 22.
- Harris finished with 129 yards on 12 carries and two touchdowns while Martin posted 115 yards on 13 carries and two touchdowns.
- The duo became the first Wake Forest tandem to each rush for over 100 yards in a game since Chris Barclay (210) and Micah Andrews (142) each ran for over 100 yards against East Carolina on Sept. 17, 2005.
- That was Harris' fourth 100-yard rushing game in his career and the most since he had 136 yards against Florida State last season.
- It was also Harris' third-career multi-touchdown game of his career. He also ran for two scores against Presbyterian and Virginia Tech in 2010.
- For Martin, it was his first 100-yard rushing game and his first multi-touchdown game.

### HALFTIME COMEBACK

- Wake Forest trailed Army 23-21 at halftime before bouncing back for a 49-37 win.
- Wake Forest had lost 17 straight games in which it trailed at halftime.
- The last time the Deacons overcame a halftime deficit to win was on Sept. 12, 2009 when the Deacons trailed Stanford 17-3 at intermission before scoring a 24-17 win.

### BEAT 'EM AT THEIR OWN GAME

- The Demon Deacons rushed for a season-high 296 yards in the win over Army on Sept. 22.
- That was the most rushing yards for the Deacons since the 2010 season-opener against Presbyterian on Sept. 2, 2010 when Wake racked-up 415 yards on the ground.

### THREE'S NOT A CROWD

- For just the second time in school-history, Wake Forest had two 100-yard rushers and a 100-yard receiver in a game.
  - Josh Harris had 129 rushing yards, Deandre Martin had 115 yards rushing and Michael Campanaro had 153 yards receiving in the win over Army.
  - The only other time that happened was against Illinois State on Sept. 10, 1988 when Tony Rogers (108) and Mark Young (118) were each over 100 yards rushing and Ricky Proehl had 109 yards receiving.
- ### JACKSON GETS DEFENSIVE
- Junior Justin Jackson had a career-game against Army on Sept. 22.
  - Jackson finished the game with a career-high 11 tackles, his second blocked kick and his first career fumble recovery.
  - Jackson blocked Army's first PAT attempt in the first quarter.
  - That was the second blocked kick of his career. He also blocked a punt last season against North Carolina.
  - That was the first blocked PAT for the Deacs since Kevin Smith blocked one against Boston College on Nov. 6, 2010.
  - Jackson also jumped on an Army fumble in the third quarter, marking his first career fumble recovery.

### SEEING EARLY ACTION

- True freshmen James Ward (CB) and Tylor Harris (NG) both saw playing time for the Deacons in the season-opener against Liberty.
- That was the first time since 2010 that head coach Jim Grobe has played multiple true freshmen in the season opener. That year, Tanner Price, A.J. Marshall and Kevin Johnson all played in a win over Presbyterian.
- Harris became just the third defensive lineman to see action as a rookie under Jim Grobe. The others were DE Jyles Tucker in 2003 and DE Jeremy Thompson in 2004.
- Harris started at nose guard against Florida State and Boston College, becoming just the 11th Demon Deacon true freshman to start a game under Jim Grobe.
- Ward became the fifth true freshman corner to play under Jim Grobe. The others include Eric King (2001), Dominique Tate (2009) and Kevin Johnson and A.J. Marshall (both in 2010).

### TRUE FRESHMEN TO PLAY UNDER GROBE

Year	Player	Pos.
2001	Eric King* #	CB
2002	Chris Barclay*	RB
	Chris Davis*	WR/KR
	Ryan Plackemeier*	P
2003	De'Angelo Bryant	RB
	Jyles Tucker* #	DE
2004	Nick Jarvis*	LS
	Jeremy Thompson*	DE
2005	Chris DeGeare* #	OG
2006	None	
2007	Jordan Williams	WR
2008	Joe Looney* #	OG
	Andrew Parker #	TE
	Chance Raines	C
2009	Tommy Bohanon #	FB
	Jimmy Newman #	PK
	Dominique Tate	CB
2010	Kevin Johnson #	CB
	A.J. Marshall #	CB
	Tanner Price #	QB
2011	Orville Reynolds	RB
2012	Tylor Harris #	DE
	James Ward	CB

\* - Has spent time in the NFL  
# - Started at least 1 game as a true freshman.

### MARTIN ANNOUNCES PRESENCE

- Freshman running back Deandre Martin made his Demon Deacon debut against Liberty and all he did was score the go-ahead touchdown and lead the team in rushing.
- Martin came into the game after starting running back Josh Harris left with a mild concussion in the first quarter. He finished the night with 21 carries for a game-high 74 yards.
- With 13:24 to play in the game, Martin reached paydirt from two-yards out for the first TD in his career which put the Demon Deacons ahead for good.
- Martin also recorded the first two receptions of his career and finished with 13 receiving yards.
- Against North Carolina, Martin ran four times for 13 yards and also completed a 35-yard pass to Brandon Terry in the second quarter.

# 2012 DEMON DEACON FOOTBALL

GAME #12 ♦ WAKE FOREST VS. VANDERBILT ♦ NOV. 24, 2012 ♦ BB&T FIELD

## WAKE FOREST'S MAGIC NUMBER

- Wake Forest's magic number is 24. Under Jim Grobe, the Deacons are 60-23 when scoring 24+ points. When scoring fewer than 24 points, Wake Forest is only 13-50.
- This season, Wake topped North Carolina, Army and Boston College when scoring more than 24 points but fell to Duke after scoring 27 points.
- The Deacons eclipsed the 24-point mark nine times in 2011 and were 6-3 in those contests.
- Since the start of the 2006 season, the Deacs are 37-11 when scoring 24+ points. Two of the losses during that span have come against Boston College. Wake lost 38-28 at BC in 2007 and also dropped a 27-24 OT decision on Sept. 26.
- Typically, the 24-point measure has been an accurate barometer of Wake Forest's success under Jim Grobe. But, four losses (at Boston College; vs. Miami; at Georgia Tech; Florida State) in 2009 while scoring 24 or more points was something of an anomaly.
- The only other time Wake had lost four games under Grobe while scoring 24 or more points was in 2003 when the Deacons dropped four 24+ point games.

## SOME ARE JUST TOO CLOSE TO CALL

- Jim Grobe has coached 146 games at Wake Forest and has posted a record of 73-73. During Grobe's tenure, the Deacons have gone 40-38 in games decided by eight points or greater.
- The other 68 games have all been decided by seven points or fewer and Wake has a record of 33-35. Wake is 17-14 under Grobe in games decided by three points or fewer.

## WAKE FOREST IN OVERTIME

Date	Opponent	Site	OT	W/L
10/2/98	Appalachian St.	H	1	L, 30-27
8/29/02	Northern Illinois	A	1	L, 42-41
9/4/04	Clemson	A	2	L, 37-30
10/2/04	NC State	A	1	L, 27-21
9/22/07	Maryland	H	1	W, 31-24
11/1/08	Duke	H	1	W, 33-30
9/26/09	Boston College	A	1	L, 24-27
11/7/09	Georgia Tech (10/11)	A	1	L, 27-30
9/1/11	Syracuse	A	1	L, 29-36

## BIG STREAK FOR BIG DADDY

- Bill Faircloth, Wake Forest's assistant athletic director for football operations, witnessed his 400th consecutive Wake Forest football game when the Deacons took on Boston College on Nov. 3.
- Faircloth has been a part of every Wake Forest football game since the opening game of the 1978 season, a 14-0 win over Virginia.
- Faircloth's involvement actually goes back to his freshman season at Wake Forest in 1960.
- He lettered three years as an offensive lineman for the Deacons and was Academic All-ACC in 1963.
- He graduated from Wake Forest in 1964 and became an assistant coach at Catawba College in 1966.
- Faircloth served three years as Catawba's head coach from 1973-75.
- After spending the 1976 and 1977 seasons at Duke, he returned to Wake Forest as an assistant coach in 1978.
- In 1983 he moved into the Assistant AD role and has been involved in 402 consecutive Deacon football games.

## MARSHALL SHINES ON OPENING NIGHT

- Junior safety AJ Marshall had a tremendous night in the win over Liberty in the season-opener.
- Marshall not only finished the night with six tackles and a team-high two pass breakups, but he also recorded his first career interception as well as his first career touchdown.
- Marshall intercepted LU's Brian Hudson with 4:16 to play in the third quarter and returned it 39-yards for a score.
- That was the first defensive touchdown for a Demon Deacon since Alex Frye returned an interception for a touchdown in the 2010 season-opener against Presbyterian.
- Marshall also recorded 1.5 tackles for loss against Liberty. He had just two tackles for loss in his career coming into the game.

## NEW FACES ON THE OFFENSIVE LINE

- One problem with having an experienced line one season, is that the following year, you will likely see a number of fresh faces on the field.
- Senior center Garrick Williams is the only returning starter of the group. He played a total of 966 snaps over the previous two seasons.
- The only other offensive lineman with more than 150 career snaps played over the last two years is tackle Steven Chase with 496. However, Chase suffered a torn ACL in mid-August and returned to the field against Florida State on Sept. 15.

## CAREER SNAPS PLAYED ENTERING 2012

Player	Pos.	Snaps
Whit Barnes	C	3
Devin Bolling	OT	15
Steven Chase	OT	496
Antonio Ford	OG	8
Dylan Intemann	OT	0
Gabe Irby	OG	92
Frank Souza	OG	0
Colin Summers	OT	133
Garrick Williams	C	966

## POSITION CHANGES

- Each spring, coaches look at their roster and see what holes need to be filled. Head coach Jim Grobe looked at his roster and decided to move a number of pieces to different holes.
- The biggest jump goes to Frank Souza and Ramon Booi. Both played the last couple of seasons as defensive linemen but have switched to the offensive line in 2012. Souza is expected to the Deacons' starting right guard while Booi continues to rehab from an injury.
- Redshirt-sophomore Daniel Vogelsang and redshirt-freshman Jordan Pineda have also switched sides of the ball this season. Vogelsang came in as a defensive tackle and Pineda came in as a linebacker. Both will play at tight end this season.
- Junior A.J. Marshall played right away at cornerback as a true-freshman in 2010 and also played in all 13 games last season. In 2012, Marshall has moved to a free safety position.
- In addition to position changes, a total of 18 players have changed their numbers from 2011 to 2012.



## FIRST POINTS GAME-BY-GAME

### VS. LIBERTY

**Wake: Campanaro 31 yrd TD pass from Price, 7:15 (Q2)**  
Opp: Dutra 37 yrd TD pass from Hudson 8:01 (Q1)

### VS. NORTH CAROLINA

**Wake: Price 2 yrd TD run 0:02 (Q1)**  
Opp: Ebron 6 yrd TD pass from Renner 5:49 (Q1)

### AT FLORIDA STATE

**Wake: --**  
Opp: EJ Manuel 16 yard run 4:28 (Q1)

### VS. ARMY

**Wake: Campanaro 4 yrd run 7:34 (Q1)**  
Opp: Steelman 2 yrd run 11:40 (Q1)

### VS. DUKE

**Wake: Martin 4 yrd run 5:16 (Q1)**  
Opp: Martin 35-yard field goal 10:28 (Q1)

### AT MARYLAND

**Wake: Davis 73 yrd TD pass from Price, 14:07 (Q1)**  
Opp: Craddock 49 yrd field goal 10:17 (Q1)

### AT VIRGINIA

**Wake: Harris 16 yrd TD run 12:02 (Q1)**  
Opp: Smith 22 yrd field goal 0:20 (Q2)

### VS. CLEMSON

**Wake: Bohanon 12 yrd TD pass from Price, 0:12 (Q2)**  
Opp: Ford 8 yrd TD pass from Boyd 4:03 (Q1)

### VS. BOSTON COLLEGE

**Wake: Campanaro 5 yrd pass from Price, 7:39 (Q1)**  
Opp: Amidon 16 yrd pass from Rettig, 5:25 (Q2)

### AT NC STATE

**Wake: Davis 39 yrd pass from Campanaro, 10:33 (Q2)**  
Opp: Creecy 1 yrd TD run 11:19 (Q1)

### AT NOTRE DAME

**Wake: --**  
Opp: Wood 68 yrd run 13:15 (Q1)

### VS. VANDERBILT

**Wake: --**  
Opp: --

# 2012 DEMON DEACON FOOTBALL

GAME #12 ♦ WAKE FOREST VS. VANDERBILT ♦ NOV. 24, 2012 ♦ BB&T FIELD

## GROBE BY THE NUMBERS

- Head coach Jim Grobe has coached 146 games and has a record of 73-73 in his 12th season at Wake Forest. Grobe is 106-106 -1 in his 17th year as a college head coach.
- Prior to Grobe's arrival, the Deacons were 49-95-2 in their previous 146 games.
- Under Grobe, Wake Forest is 40-56 in ACC games and 43-33 in all home games. The Deacs are 24-23 in home ACC games and have won 16 of their last 28 at home against conference foes.
- With 40 career ACC wins, Grobe is Wake's all-time winningest coach in ACC contests, and he now has more than twice as many conference wins as any other Wake Forest football coach.

## GROBE RECORDS HIS 100TH CAREER VICTORY

- Wake Forest head coach Jim Grobe recorded his 100th career victory in a 24-23 win over Duke on Oct. 22, 2011.
- Grobe is 73-73 in his 12th year at Wake Forest. He posted a 33-33-1 record in six seasons as the head coach at Ohio University, giving him a career record of 106-106-1.
- Only one other Wake Forest coach won his 100th game while coaching the Demon Deacons. Peahead Walker, who compiled a 51-41-5 record at Atlantic Christian College and Elon before coming to Wake Forest in 1937, won his 100th career game with a 19-18 win over NC State in 1945.
- Walker is Wake Forest's all-time winningest coach with a 77-51-6 record.

## GROBE NEAR TOP IN WINS AMONG ACC COACHES

- Jim Grobe entered the 2012 season ranked fourth among ACC coaches in overall wins and second in conference wins.
- Grobe has put together 106 career victories during his time at Wake Forest and Ohio University.
- Virginia Tech's Frank Beamer is the winningest active coach in the ACC with 256 wins while Georgia Tech's Paul Johnson is second with 146 and NC State's Tom O'Brien is third with 114.
- Beamer is the active leader in career ACC wins with 56 while Grobe is second with 40.

## GROBE AT BB&T FIELD

- Jim Grobe is Wake Forest's all-time winningest coach in games played at BB&T Field, Wake Forest's home since 1968.
- Grobe has gone 43-33 at BB&T Field, the most wins of any of the nine Deacon coaches who have coached in the stadium.
- Grobe's average of 3.5 home wins per year is the highest among Deacon coaches. His home winning percentage of .566 is second only to Cal Stoll who went 9-4 (.692) during his three seasons from 1969-71.

## GROBE SHIFTS STAFF

- In the spring of 2012, head coach Jim Grobe was in an unfamiliar spot, having to replace three assistant coaches. Over Grobe's first 11 seasons, only five assistant coaches had left.
- Steve Russ, Tim Billings and Keith Henry all left to pursue other opportunities following the 2011 season.
- Grobe then hired Tim Duffie, Jonathan Himebauch and Derrick Jackson to replace that trio.

- Duffie came to Wake Forest after a successful stint at Colorado State coaching both the secondary and the cornerbacks. He will be entrusted with coaching the Demon Deacon secondary.
- Himebauch spent three seasons with the Montreal Alouettes before coming to Wake Forest. He takes over control of the offensive line.
- Jackson spent the 2011 season coaching the defensive line at Rice before joining the Deacon staff in the spring of 2012. He will coach the Deacons' outside linebackers.
- When defensive coordinator Brad Lambert left for Charlotte prior to the 2011 season, Grobe replaced him with Lonnie Galloway, a veteran wide receivers coach at West Virginia. The exchange of a defensive coach for an offensive coach caused Grobe to make some adjustments to his coaching staff.
- Grobe moved wide receiver coach Brian Knorr to the defensive side of the ball where he is now the defensive coordinator and coaches the linebackers.
- Offensively, Steed Lobotzke continues to call the plays as the offensive coordinator and will also coach the tight ends and fullbacks.
- Quarterback coach Tom Elrod and Galloway share the responsibility of coordinating Wake Forest's passing game.
- Running backs coach Billy Mitchell will also coach the kickers, a job he had for his first 10 years on staff.

## MOST YEARS AT CURRENT SCHOOL (ACTIVE COACHES)

Rk.	Yrs	Coach	School
1.	28	Chris Ault	Nevada
2.	26	Frank Beamer	Virginia Tech
3.	22	Larry Blakeney	Troy
4.	21	Bill Snyder	Kansas State
5.	15	Mack Brown	Texas
6.	14	Bob Stoops	Oklahoma
7.	13	Kirk Ferentz	Iowa
<b>T8.</b>	<b>12</b>	<b>Jim Grobe</b>	<b>Wake Forest</b>
		four tied	

## GROBE AMONG NATIONAL LONGEVITY LEADERS

- Now in his 12th season at Wake Forest, Jim Grobe has the longest tenure of any coach in the ACC. The only exception to the rule is Frank Beamer who is in his 26th year at Virginia Tech but the Hokies did not join the ACC until the 2004 season.
- Nationally, Grobe is tied for 8th in longevity. There are five head coaches entering their 12th year at the same school. The group includes Mike Riley (Oregon State), Gary Pinkel (Missouri), Mark Richt (Georgia) and Gary Patterson (TCU).



## WAKE'S RECORD WHEN...

	2012	Grobe Era
At Home	4-2	43-33
On The Road	1-4	26-38
Neutral Site Games	0-0	4-2
Vs. ACC Opponents	3-5	40-56
Non-Conference	2-1	33-17
Vs. Ranked Opp.	0-3	6-25
Vs. In-State Opp.	1-2	31-10
In August	0-0	2-1
In September	3-2	28-20
In October	1-2	22-24
In November	1-2	17-26
In December	0-0	4-1
In January	0-0	0-1
On Television	5-6	51-65
On ABC	0-0	4-13
On NBC	0-1	0-1
On ESPN	0-2	5-10
On ESPN2	0-0	3-4
On ESPN/ESPN3.com	1-1	16-20
On Fox Sports	2-1	5-2
On Raycom/ACC Network	2-1	16-12
On TBS	0-0	0-1
On CBS College Sports	0-0	1-1
On Sunshine	0-0	0-1
On Comcast	0-0	1-0
Morning Games	0-0	1-0
Afternoon Games	4-5	49-56
Night Games	1-1	23-17
Decided by 7 or Less	3-2	33-35
Winning Coin Toss	3-0	42-27
Losing Coin Toss	2-6	31-46
Scoring First	2-1	51-25
Opp. Scores First	3-5	22-48
Leading At Halftime	3-0	52-17
Tied At Halftime	1-0	8-3
Trailing At Halftime	1-6	13-53
Leading After 3 Qtrs	3-1	59-15
Tied After 3 Qtrs.	1-1	4-4
Trailing After 3 Qtrs.	1-4	10-54
In Overtime	0-0	2-6
Scoring 30+ Pts	1-0	42-6
Scoring 20-29 Pts	3-1	25-26
Scoring 0-19 Pts	1-5	6-41
Allowing 30+ Pts	1-5	12-41
Allowing 20-29 Pts	1-0	18-24
Allowing 0-19 Pts	3-1	43-8
Outrushing Opp.	3-2	55-26
Getting Outrushed	2-4	18-47
Pass For More Yds	2-0	27-15
Pass For Fewer Yds	3-6	46-58
Outgaining Opp.	2-1	43-17
Getting Outgained	3-5	30-57
Win Time of Poss.	4-1	50-28
Lose Time of Poss.	1-5	23-45
Score a Def./ST TD	1-0	21-9
Allow a Def./ST TD	0-2	3-15
Fewer Penalty Yards	2-5	27-43
More Penalty Yards	2-1	42-29
Equal Penalty Yards	1-0	4-1
Win Turnover Battle	5-2	53-23
Lose Turnover Battle	0-2	8-31
Turnover Battle Even	0-2	12-19

# 2012 DEMON DEACON FOOTBALL

GAME #12 ♦ WAKE FOREST VS. VANDERBILT ♦ NOV. 24, 2012 ♦ BB&T FIELD



## SERIES HISTORY

**Overall:** Vanderbilt leads 8-6  
**At Wake Forest:** 2-5  
**At BB&T Field:** 2-5  
**At Vanderbilt:** 4-3  
**At Vanderbilt Stadium:** 4-3  
**Jim Grobe vs. Vanderbilt:** 3-2  
**James Franklin vs. Wake:** 1-0  
**Current Streak:** Lost 1  
**Last 10 Meetings:** 5-5  
**Largest WFU Win:** 34 in 1992 (40-6)  
**Largest Vanderbilt Win:** 34 in 2011 (41-7)  
**Last Meeting:** Vanderbilt won 41-7 on Nov. 26, 2011 at BB&T Field.

## LAST 10 SERIES RESULTS

Year	W/L	Site	Score
2011	L	H	7-41
2010	W	A	34-13
2008	W	H	23-10
2007	W	A	31-17
2005	L	H	20-24
2000	L	H	10-17
1994	L	A	14-35
1993	L	H	12-27
1992	W	A	40-6
1990	W	A	56-28

## WAKE VS. THE SEC

Opponent	GP	W	L	T
Auburn	8	2	6	0
Georgia	3	2	1	0
Mississippi	2	2	0	0
Mississippi St.	1	0	1	0
South Carolina	56	20	34	2
Vanderbilt	14	6	8	0
<b>Total</b>	<b>74</b>	<b>52</b>	<b>50</b>	<b>2</b>

## GROBE VS. THE SEC

Opponent	GP	W	L	T
Mississippi	2	2	0	0
Mississippi St.	1	0	1	0
Vanderbilt	5	3	2	0
<b>Total</b>	<b>8</b>	<b>5</b>	<b>3</b>	<b>0</b>

## VANDERBILT VS. THE ACC

Opponent	GP	W	L	T
Boston College	2	0	2	0
Clemson	4	3	1	0
Duke	11	7	4	0
Georgia Tech	37	15	19	3
Maryland	12	8	4	0
Miami	8	4	4	0
North Carolina	13	5	8	0
NC State	1	1	0	0
Virginia	21	12	7	2
Virginia Tech	9	3	6	0
Wake Forest	14	8	6	0
<b>Total</b>	<b>132</b>	<b>66</b>	<b>61</b>	<b>5</b>

## HEAD-TO-HEAD STATISTICAL COMPARISON

As of Nov. 17, 2012

WAKE FOREST (5-6, 3-5 ACC)				VANDERBILT (7-4, 5-3 SEC)				
#	NCAA	ACC	Category	Category	SEC	NCAA	#	
18.3	114th	12th	Scoring Offense	vs.	Scoring Defense	5th	16th	18.0
300.6	117th	11th	Total Offense	vs.	Total Defense	5th	17th	327.9
98.4	111th	10th	Rushing Offense	vs.	Rushing Defense	10th	55th	153.0
202.2	93rd	10th	Passing Offense	vs.	Passing Defense	2nd	10th	174.9
112.8	108th	12th	Pass Eff. Offense	vs.	Pass Eff. Defense	4th	9th	101.6
2.2	80th	9th	Sacks Allowed	vs.	Sacks	7th	T-42nd	2.3
					Tackles For Loss	1st	6th	7.8
29.7	78th	9th	Scoring Defense	vs.	Scoring Offense	9th	74th	27.0
432.9	87th	9th	Total Defense	vs.	Total Offense	9th	80th	389.0
162.7	71st	8th	Rushing Defense	vs.	Rushing Offense	6th	56th	167.5
270.2	101st	11th	Passing Defense	vs.	Passing Offense	8th	76th	221.6
137.5	80th	11th	Pass Eff. Defense	vs.	Pass Eff. Offense	7th	50th	137.9
2.1	53rd	8th	Sacks	vs.	Sacks Allowed	5th	T-65th	1.9
6.6	32nd	5th	Tackles For Loss	vs.				
36.4	69th	5th	Net Punting	vs.	Net Punting	6th	22nd	39.2
10.1	42nd	7th	Punt Returns	vs.	Punt Returns	70th	70th	7.7
16.7	118th	12th	Kickoff Returns	vs.	Kickoff Returns	7th	64th	21.2
+0.6	T-26th	1st	Turnover Margin	vs.	Turnover Margin	9th	T-82nd	-0.4

## WAKE-VANDERBILT SERIES HISTORY

- Wake Forest trails Vanderbilt 8-6 in the all-time series that dates back to 1964.
- This game is part of an eight-game contract between Wake and Vandy that will run through 2015. Each of the games in the series will be played on the Saturday after Thanksgiving.
- Vanderbilt snapped a three-game losing streak in the series with a 41-7 victory last season in Winston-Salem.
- The Commodores have a 5-2 edge in the series in games played at BB&T Field.
- Wake Forest lead 4-3 in the seven games played in Nashville.
- Despite a losing record in the series, Wake Forest has out-scored the Commodores 284-258 over the course of the 14-game series.
- Jim Grobe holds a 3-2 record against Vanderbilt which includes a 24-20 loss at home in the 2005 season-opener.
- Eight of the last 10 games, including each of the last four, have been decided by double-digit margins.

## LAST TIME VS. VANDERBILT

- Five unanswered touchdowns by Vanderbilt sent the Deacons to a 41-7 loss in their 2011 home season finale on Nov. 26.
- The loss snapped a three-game series winning streak dating back to 2007 and was the Demon Deacons' worst loss against Vanderbilt since 1994 (35-14).
- Brandon Pendergrass was one of the lone bright spots for the Demon Deacons, picking up 74 yards on 12 carries.
- Tanner Price completed only 16 of 34 passes, his first time under 50 percent passing this season, to finish with 157 yards.
- Price did go over 4,000 passing yards for his career, becoming only the 10th Demon Deacon ever to do so.
- Chris Givens also climbed the record books for the Demon Deacons while catching four passes for 69 yards. He pushed his Wake Forest record single-season receiving mark to 1,276 yards, passing Florida State's Peter Warrick and Maryland's Marcus Badgett to move into fourth-place on the ACC single-season receiving charts.
- Zac Stacy was the key player for Vanderbilt, carrying 28 times for 184 yards and three touchdowns.
- Quarterback Jordan Rogers had 16 carries for 90 yards and also completed seven of 15 passes for 139 yards and a touch-

down.

- The Commodores were in command early after Wake came out sloppy. Price missed on four pass attempts and fumbled on each of its first two possessions (losing control of one), which opened the door for a pair of first quarter field goals by Vandy's Ryan Fowler.
- The Deacons then scored their lone touchdown of the game to take a 7-6 but the Commodores ran-off five unanswered touchdowns to provide the final margin.

## WAKE - VANDERBILT CONNECTIONS

- Vanderbilt wide receivers coach and recruiting coordinator Josh Gattis is in his first season with the Commodores.
- Gattis was a three-year starter for the Deacons at safety, earning first team All-ACC honors in 2006. He finished his career with 12 interceptions including two for touchdowns.
- Wake Forest and Vanderbilt have a number of players who played at the same high school.
- Wake Forest freshman nose tackle Shelldon Lewinson played at Armwood High in Tampa, Fla., where he was a teammate with Vanderbilt freshman OL Kevin McCoy in 2011.
- Vandy redshirt freshman WR Josh Grady was on the Armwood team in 2010.
- Vanderbilt sophomore DT Barron Dixon and Wake Forest QB Brendan Cross are both graduates of Chattahoochee High in Alpharetta, Ga.
- The Commodores' OL Adam Butler graduated from Duncanville, Texas HS as did Wake Forest RB Josh Harris.
- Vanderbilt DT Jared Morse and WFU PK Jimmy Newman were teammates at Oxford High in Oxford, Ala.


## JIM GROBE VS. NON-CONFERENCE FOES

- In Jim Grobe's 11+ years at Wake Forest, the Deacons have compiled an impressive 33-17 record against non-conference opponents.
- At home, Wake is 19-9 against non-conference foes under Grobe and 10-6 on the road.

# 2012 DEMON DEACON FOOTBALL

GAME #12 ♦ WAKE FOREST VS. VANDERBILT ♦ NOV. 24, 2012 ♦ BB&T FIELD

## RECENT WAKE FOREST VS. VANDERBILT BOX SCORES



**NOVEMBER 26, 2011**  
**VANDERBILT 41, WAKE FOREST 7**  
**BB&T FIELD (28,020)**

WINSTON-SALEM, N.C. - Five unanswered touchdowns by Vanderbilt sent the Deacons to a 41-7 loss in their 2011 home season finale.

The loss snapped a three-game series winning streak against the Commodores, dating back to 2007, and was the Demon Deacons' worst loss against Vanderbilt since 1994 (35-14). The setback occurred in front of 28,020 fans, which pushed the season's total home attendance to a school record 223,769.

Brandon Pendergrass was one of the lone bright spots for the Demon Deacons, picking up 74 yards on 12 carries.

Tanner Price completed only 16 of 34 passes, his first time under 50 percent passing this season, to finish with 157 yards. He did go over 4,000 passing yards for his career, becoming only the 10th Demon Deacon ever to do so. His 2,803 yards in the air this season are the second-most in school history.

Chris Givens also climbed the record books for the Demon Deacons while catching four passes for 69 yards. He pushed his Wake Forest record single-season receiving mark to 1,276 yards, passing Florida State's Peter Warrick and Maryland's Marcus Badgett to move into fourth-place on the ACC single-season receiving charts.

Scoring	1	2	3	4	Total
Vanderbilt	6	21	7	7	41
Wake Forest	0	7	0	0	7

### 1st Quarter

VU – Fowler 33 yrd field goal, 8:40  
 VU – Fowler 30 yrd field goal, 8:40

### 2nd Quarter

WF – Davis 10 yrd pass from Price (Newman kick), 12:44  
 VU – Stacy 1 yrd run (Fowler kick), 6:55  
 VU – Barden 73 yrd pass from Rodgers (Fowler kick), 5:05  
 VU – Stacy 20 yrd run (Fowler kick), 0:37

### 3rd Quarter

VU – Matthews 45 yrd pass from Smith (Fowler kick), 4:17

### 4th Quarter

VU – Stacy 40 yrd run (Fowler kick), 9:04

	VU	WF
FIRST DOWNS	24	17
RUSHES-YARDS (NET)	55-297	32-146
PASSING YDS (NET)	184	183
Passes Att-Comp-Int	16-8-0	38-19-0
TOTAL OFFENSE PLAYS-YARDS	71-481	70-329
Punt Returns-Yards	1-1	1-1
Kickoff Returns-Yards	2-57	7-139
Interception Returns-Yards	0-0	0-0
Punts (Number-Avg)	4-46.5	7-43.3
Fumbles-Lost	0-0	2-1
Penalties-Yards	1-5	4-37
Possession Time	31:54	28:01
Third-Down Conversions	6 of 13	6 of 16
Fourth-Down Conversions	0 of 0	0 of 3
Red-Zone Scores-Chances	4-4	1-1
Sacks By: Number-Yards	1-9	0-0

**RUSHING:** VU – Stacy 28-184; Rodgers 16-90; Seymour 5-17; Powell 3-7; Hayward 1-3; TEAM 2-minus 4. WF – Pendergrass 12-74; Reynolds 1-23; Stachitas 2-23; Campanaro 1-18; Givens 1-9; Price 5-minus 1.

**PASSING:** VU – Rodgers 7-15-0-139; Smith 1-1-0-45. WF – Price 6-34-0-157; Stachitas 3-4-0-26.

**RECEIVING:** VU – Boyd 3-18; Barden 2-80; Matthews 2-79; Krause 1-7. WF – Campanaro 6-45; Givens 4-69; Davis 3-29; Demby 2-9; Bohanon 2-7; Reynolds 1-20; James 1-4.



**NOVEMBER 27, 2010**  
**WAKE FOREST 34, VANDERBILT 13**  
**BB&T FIELD (21,338)**

NASHVILLE, Tenn. - Josh Harris rushed for 138 yards and one touchdown and Wake Forest defeated Vanderbilt 34-13 in the season finale at Vanderbilt Stadium.

The Deacons, who snapped a nine-game losing skid, were aided by several Vanderbilt special teams miscues. The Commodores missed two field goals (50 and 37 yards) and had two punts blocked.

Vanderbilt took the opening kickoff and jumped on the board first as Ryan Fowler booted a 31-yard field goal. But

Wake Forest would score on three of its next four possessions to take a 17-3 lead. Harris scored on a 9-yard run and Jimmy Newman added a 32-yard field goal as Wake went ahead 10-3 after one.

Harris set up Wake Forest's next touchdown with a 74-yard run early in the second quarter. On the following play, Josh Adams rushed it in from 11 yards out for a 17-3 lead with 10:09 remaining in the first half.

Wake Forest's special teams blocked two punts in the game. C.J. Washington raced around Vanderbilt's blocking wall and got a hand on Richard Kent's punt. Chris Givens blocked a punt in the third quarter, setting up a 36-yard field goal by Jimmy Newman. With the kick, Newman set a school record with 12 straight field goals.

Scoring	1	2	3	4	Total
Wake Forest	10	14	3	7	34
Vanderbilt	3	3	0	7	13

### 1st Quarter

VU – Fowler 31 yrd field goal, 11:46  
 WF – Harris 15 yrd run (Newman kick), 9:07  
 WF – Newman 32 field goal, 5:12

### 2nd Quarter

WF – Adams 11 yrd run (Newman kick), 10:09  
 WF – Price 4 run (Newman kick), 2:28  
 VU – Fowler 31 yrd field goal, 0:09

### 3rd Quarter

WF – Newman 36 yrd field goal, 5:17

### 4th Quarter

WF – Givens 9 run (Newman kick), 14:47  
 VU – Matthews 17 yrd pass from Funk (Fowler kick), 12:26

	WF	VU
FIRST DOWNS	15	28
RUSHES-YARDS (NET)	43-226	36-166
PASSING YDS (NET)	73	277
Passes Att-Comp-Int	10-14-0	27-61-2
TOTAL OFFENSE PLAYS-YARDS	57-299	97-443
Punt Returns-Yards	2-32	2-18
Kickoff Returns-Yards	7-395	4-211
Interception Returns-Yards	2-0	0-0
Punts (Number-Avg)	7-38.3	3-13.0
Fumbles-Lost	2-0	3-0
Penalties-Yards	2-20	4-35
Possession Time	26:32	33:28
Third-Down Conversions	2 of 11	7 of 20
Fourth-Down Conversions	0 of 0	1 of 6
Red-Zone Scores-Chances	6-6	3-5
Sacks By: Number-Yards	3-31	1-12

**RUSHING:** WF – Harris 18-138; Adams 11-42; Price 8-30; Givens 1-9; Brown 2-8; Dixon 1-1. VU – Funk 15-70; Reeves 14-64; Samuels 3-27; Jelesky 1-4; Tate 1-1.


**PASSING:** WF – Price 10-14-0-73; VU – Funk 27-61-2-277.

**RECEIVING:** WF – Brown 4-37; Williams, M. 2-12; Givens 1-9; Harris 1-9; Ford 1-5; Bohanon 1-1. VU – Matthews 7-74; Krause 5-27; Cole 4-54; Barden 3-49; Herndon 3-29; Reeves 2-22; Wimberly 2-19; Lassing 1-3.

# 2012 DEMON DEACON FOOTBALL

GAME #12 ♦ WAKE FOREST VS. VANDERBILT ♦ NOV. 24, 2012 ♦ BB&T FIELD

## RECENT WAKE FOREST VS. VANDERBILT BOX SCORES



NOVEMBER 29, 2008

WAKE FOREST 23, VANDERBILT 10  
BB&T FIELD (25,902)

WINSTON-SALEM, N.C. - Wake Forest (7-5, 4-4 ACC) closed the regular season with a 23-10 victory over Vanderbilt (6-6, 4-4 SEC) on Saturday night at BB&T Stadium.

The Deacons have now won seven games in a season for the first time in school history and have posted a winning record in three consecutive years for the first time since 1950-52.

Wake Forest outgained Vanderbilt in the game 331-249. The Deacs held a 158-116 advantage on the ground, while compiling 173 passing yards to 133 for the Commodores.

Senior wide receiver D.J. Boldin finished the game with a team-high eight catches and 73 yards. With the eight grabs, Boldin eclipsed the 100 reception mark in his career as he now has 103 catches as a Deacon.

Riley Skinner finished the game 13-of-20 passing for 173 yards. Brandon Pendergrass had a team-high 45 rushing yards and a touchdown. Kevin Harris had 36 yards on the ground and also added a touchdown. Rich Belton finished the game with 28 rushing yards and a touchdown.

The game marked the final home game for the 16 members of Wake Forest's senior class. The seniors have compiled a record of 31-19, the most wins by any class in school history and have gone 18-8 at BB&T Field over the last four years.

Scoring	1	2	3	4	Total
Vanderbilt	3	0	0	7	10
Wake Forest	3	7	7	6	23

### 1st Quarter

VU – Hahnfeldt 33 yd field goal, 7:40  
WF – Swank 42 yd field goal, 1:52

### 2nd Quarter

WF – Pendergrass 6 yd run, (Swank kick), 10:39

### 3rd Quarter

WF – Harris 8 yd run, (Swank kick), 7:02

### 4th Quarter

VU – Barden 5 yd pass from Smith, (Hahnfeldt kick), 14:55  
WF – Belton 4 yd run, (Swank kick failed), 3:12

	VU	WF
FIRST DOWNS	16	16
RUSHES-YARDS (NET)	34-116	42-158
PASSING YDS (NET)	133	173
Passes Comp-Att-Int	14-35-2	13-21-0
TOTAL OFFENSE PLAYS-YARDS	69-249	63-331
Punt Returns-Yards	1-2	4-25
Kickoff Returns-Yards	4-77	3-30
Interception Returns-Yards	0-0	2-6
Punts (Number-Avg)	7-34.6	5-43.4
Fumbles-Lost	2-1	3-2
Penalties-Yards	6-29	3-45
Possession Time	28:17	31:43
Third-Down Conversions	4-17	6-14
Fourth-Down Conversions	2-3	0-0
Red-Zone Scores-Chances	2-2	4-4
Sacks By: Number-Yards	1-8	3-20

**RUSHING:** VU – Reeves 6-33; Graham 7-33; Nickson 7-23; Moore 2-20; Smith 7-15; Jennings 3-2; Walker 1-2; Adams 1-minus 12. WF – Pendergrass 10-45; Harris 7-36; Belton 5-28; Boldin 4-23; Adams 9-21; Skinner 4-9.

**PASSING:** VU – Smith 9-17-1-46; Adams 3-10-1-71; Nickson 2-8-0-16. WF – Skinner 13-20-0-173; Pendergrass 0-1-0-0.

**RECEIVING:** VU – Walker 4-34; Moore 2-60; Graham 2-20; Wheeler 2-7; Barden 2-7; Smith 1-4; Reeves 1-1. WF – Boldin 8-73; Adams 2-34; Williams, Marsh 1-27; Pendergrass 1-22; Harris 1-17.

# 2012 DEMON DEACON FOOTBALL

GAME #12 ♦ WAKE FOREST VS. VANDERBILT ♦ NOV. 24, 2012 ♦ BB&T FIELD

## 2012 ACC STANDINGS

(As of Nov. 17, 2012)

Atlantic Division	CONFERENCE			OVERALL			STRK
	W-L	PF	PA	W-L	PF	PA	
Florida State	7-1	318	124	10-1	472	144	W5
Clemson	7-1	372	219	10-1	491	272	W7
NC State	3-4	200	222	6-5	314	285	L1
<b>Wake Forest</b>	<b>3-5</b>	<b>132</b>	<b>235</b>	<b>5-6</b>	<b>201</b>	<b>327</b>	<b>L2</b>
Maryland	2-5	118	193	4-7	203	281	L5
Boston College	1-6	144	249	2-9	228	329	L3

Coastal Division	CONFERENCE			OVERALL			STRK
	W-L	PF	PA	W-L	PF	PA	
Georgia Tech	5-3	320	233	6-5	424	326	W3
North Carolina	4-3	253	225	7-4	442	270	W1
Miami	4-3	231	209	6-5	325	321	W1
Duke	3-4	180	261	6-5	331	368	L3
Virginia Tech	3-4	176	204	5-6	296	273	W1
Virginia	2-5	154	224	4-7	259	330	L1



## ACC SCHEDULE

### Saturday, November 17

Virginia @ Virginia Tech	12:00
Georgia Tech @ Georgia	12:00
Miami @ Duke	12:30
Boston College @ NC State	3:00
Maryland @ North Carolina	3:00
Vanderbilt @ Wake Forest	3:30
Florida @ Florida State	3:30
South Carolina @ Clemson	7:00

## ACC COACHES TELECONFERENCE

The ACC Football Coaches Teleconference will occur on Wednesdays throughout the season, with the exception of Thanksgiving week, when the call will be held on Tuesday. The Teleconference will begin at 10:30 a.m. and conclude at 12:30 p.m. There will be a replay available of each teleconference on TheACC.com. Contact the ACC Media Relations Office (336-851-6062) to obtain the call-in number.

### Weekly Teleconference Schedule

Frank Spaziani, Boston College	10:30
Dabo Swinney, Clemson	10:40
Jimbo Fisher, Florida State	10:50
Randy Edsall, Maryland	11:00
Tom O'Brien, NC State	11:10
Jim Grobe, Wake Forest	11:20
Paul Johnson, Georgia Tech	11:30
Larry Fedora, North Carolina	11:40
Mike London, Virginia	11:50
Frank Beamer, Virginia Tech	12:00
David Cutcliffe, Duke	12:10
Al Golden, Miami	12:20

### CollegePressBox.com

CollegePressBox.com is the official media website for ACC football. Access and download weekly game notes, stats, media guides and more for the ACC and each of its 12 member schools. Hi- and low- resolution head shots, action shots and logos are available for download, as well as information and photographs for other Wake Forest sports.

Login information will be distributed by the conference office to accredited media, or you can apply for a password by sending an e-mail to [password@collegepressbox.com](mailto:password@collegepressbox.com).

## ACC TEAM LEADERS

(As of Nov. 17)

CATEGORY	STAT	RANK
<b>Scoring Offense</b>	18.3	12th
ACC Games Only	16.5	12th
<b>Rushing Offense</b>	98.4	10th
ACC Games Only	79.1	11th
<b>Passing Offense</b>	202.2	10th
ACC Games Only	206.8	10th
<b>Pass Efficiency</b>	112.8	12th
ACC Games Only	108.9	12th
<b>Total Offense</b>	300.5	11th
ACC Games Only	285.9	11th
<b>Scoring Defense</b>	29.7	9th
ACC Games Only	29.4	6th
<b>Rushing Defense</b>	162.7	8th
ACC Games Only	131.1	3rd
<b>Pass Defense</b>	270.2	11th
ACC Games Only	282.5	9th
<b>Pass Defense Eff.</b>	137.5	11th
ACC Games Only	134.7	5th
<b>Total Defense</b>	432.9	9th
ACC Games Only	413.6	6th
<b>Turnover Margin</b>	0.64	t-1st
ACC Games Only	0.62	4th
<b>First Downs</b>	169	11th
ACC Games Only	121	10th
<b>Opp First Downs</b>	238	10th
ACC Games Only	172	11th
<b>3rd Down Conversions</b>	.313	10th
ACC Games Only	.289	10th
<b>Opp 3rd Down Conv.</b>	.457	11th
ACC Games Only	.434	8th
<b>4th Down Conversions</b>	.500	8th
ACC Games Only	.500	t-7th
<b>Opp 4th Down Conv.</b>	.471	7th
ACC Games Only	.455	4th
<b>Sacks By</b>	23	8th
ACC Games Only	20	t-3rd
<b>Sacks Against</b>	24	9th
ACC Games Only	21	t-9th
<b>Penalty Yards</b>	38.1	3rd
ACC Games Only	40.9	t-4th
<b>Opp Penalty Yards</b>	44.5	9th
ACC Games Only	51.2	5th
<b>Field Goal Pct.</b>	.556	11th
ACC Games Only	.625	10th
<b>PAT Kicking</b>	0.923	11th
ACC Games Only	0.882	11th
<b>Punting</b>	36.4	5th
ACC Games Only	36.1	4th
<b>Punt Return Avg.</b>	10.1	7th
ACC Games Only	11.1	6th
<b>Kickoff Returns</b>	16.7	12th
ACC Games Only	16.3	12th
<b>Kickoff Coverage</b>	38.3	9th
ACC Games Only	37.1	8th
<b>Time of Possession</b>	29:04	8th
ACC Games Only	28:51	9th
<b>Red Zone Offense</b>	.913	3rd
ACC Games Only	.889	3rd
<b>Red Zone Defense</b>	.851	11th
ACC Games Only	.811	t-3rd

## ACC INDIVIDUAL LEADERS - ALL GAMES

(As of Nov. 17)

OFFENSE			
<b>TANNER PRICE</b>			
Passing Average	192.5/gm	9th	
Total Offense	190.8/gm	9th	
<b>JOSH HARRIS</b>			
Rushing	55.3/gm	8th	
<b>MICHAEL CAMPANARO</b>			
Receptions	7.9/gm	1st	
Receiving Yards	73.9/gm	7th	
Scoring	4.7 pts/gm	10th	
SPECIAL TEAMS			
<b>JIMMY NEWMAN</b>			
PAT Kicking Pct	100.0	t-1st	
<b>ALEXANDER KINAL</b>			
Punting	40.5/gm	5th	
DEFENSE			
<b>MIKE OLSON</b>			
Tackles	7.4/gm	11th	
<b>JUSTIN JACKSON</b>			
Tackles	7.3/gm	13th	
			Tackles For Loss 0.77/gm 15th
			Sacks 0.36/gm t-15th
			<b>RILEY HAYNES</b>
			Tackles 5.5/gm t-36th
			<b>A.J. MARSHALL</b>
			Tackles 6.3/gm t-25th
			<b>DANIEL MACK</b>
			Tackles 5.6/gm 34th
			<b>ZACH THOMPSON</b>
			Tackles 5.1/gm t-46th
			Sacks 0.40/gm 18th
			<b>JOEY EHRMANN</b>
			Tackles For Loss 0.86/gm t-9th
			<b>HASAN HAZIME</b>
			Fumbles Forced 0.18/gm t-7th
			<b>KEVIN JOHNSON</b>
			Tackles 5.2/gm t-43rd
			Interceptions 0.27/gm t-7th
			Passes Defended 1.64/gm t-1st

## ACC INDIVIDUAL LEADERS - ACC GAMES

(As of Nov. 17)

OFFENSE			
<b>TANNER PRICE</b>			
Passing Average	193.6/gm	9th	
Total Offense	186.8/gm	9th	
<b>JOSH HARRIS</b>			
Rushing	59.8/gm	8th	
<b>MICHAEL CAMPANARO</b>			
Receptions	7.3/gm	1st	
SPECIAL TEAMS			
<b>ALEXANDER KINAL</b>			
Punting	41.4/avg	3rd	
DEFENSE			
<b>JUSTIN JACKSON</b>			
Tackles	7.1/gm	18th	
Sacks	0.38/gm	19th	
Tackles for Loss	0.94/gm	9th	
<b>MIKE OLSON</b>			
Tackles	6.7/gm	24th	
<b>RILEY HAYNES</b>			
Tackles	5.0/gm	50th	
			Kris Redding 0.44/gm 12th
			Hasan Hazime 0.25/gm t-5th
			Fumbles Forced 0.75/gm t-19th
			Kevin Johnson 1.75/gm 2nd
			Interceptions 0.38/gm t-4th
			Fumbles Forced 0.25/gm t-5th
			Zach Thompson 0.57/gm t-9th
			Tackles for Loss 0.79/gm 17th
			Nikita Whitlock 5.4/gm 46th
			Sacks 0.43/gm t-17th
			A.J. Marshall 6.0/gm 33rd
			Daniel Mack 5.7/gm t-40th
			Joey Ehrmann 0.81/gm 16th



# 2012 DEMON DEACON FOOTBALL

GAME #12 ♦ WAKE FOREST VS. VANDERBILT ♦ NOV. 24, 2012 ♦ BB&T FIELD



## JIM GROBE

### HEAD COACH

12th Season  
Virginia, 1975

In 11 years as the head football coach at Wake Forest University, Jim Grobe has taken the Deacons to places they have never been before.

Like the FedEx Orange Bowl, the Meineke Car Care Bowl, the EagleBank Bowl and the Music City Bowl.

Grobe is in the midst of piloting the Deacons through the most successful period of football in school history.

After 11 seasons, Grobe has built a football program that has been to bowl games in four of the last six years and proven itself to be an annual contender for the Atlantic Coast Conference championship.

He has led the Deacons to more bowl games, more eight-win seasons, and more bowl victories than any coach in school history. Grobe and the Deacons put together a three-year streak of winning seasons which had not been accomplished in over 50 years. The Deacons' 33 wins from 2006-09 are the most wins ever during a four-year period.

There have been numerous notable achievements by Grobe and his staff. Among those are the 11 wins and the ACC Championship claimed by the 2006 team, along with a trip to the FedEx Orange Bowl. Linebacker Aaron Curry and punter Ryan Plackemeier have been honored with national awards signifying their supremacy as the best player in the nation at their position.

The 2011 season saw the Deacons return to a bowl game for the fourth time in six years as the team went to the Franklin American Mortgage Company Music City Bowl and put together a 5-3 ACC record as well as a 6-7 overall record during a turnaround season. Wake Forest set a school record for passing yards (3,291) and took care of the ball well - a Jim Grobe trademark - tying for first nationally with national champion Alabama in fewest fumbles lost (4) and surrendering just 12 turnovers to tie for third in the country.

Grobe also achieved a milestone 100th career win in the Deacons' 24-23 win at Duke on October 22, 2011. Peahead Walker stands as the only other Wake Forest football coach reached 100 victories for his career; Grobe will enter the 2012 season just nine wins behind Walker on the school's all-time win list (77-68).

In 2010, Grobe guided a young Deacon squad through a rigorous schedule. The highlight of the season came in a thrilling 54-48 victory over Duke, which set a number of scoring records. The win was also Grobe's 10th-straight over the Blue Devils.

The 2009 season, which ended with a 5-7 record, was Wake Forest's first sub-.500 season since 2005. But the Deacons were oh-so-close to having far more W's than L's in 2009.

In 2008, Grobe led the Deacons to an 8-5 record and a victory over Navy in the inaugural EagleBank Bowl.

In April of 2009, the NFL drafted four seniors from Wake Forest's stellar defense, marking the most Deacons taken in a single NFL Draft in over 50 years. Aaron Curry was the fourth player selected in the first round of the draft after having won the Butkus Award as the nation's best linebacker.

Cornerback Alphonso Smith was a second round pick to Denver after being the only ACC player named a consensus All-America in 2008. Safety Chip Vaughn and linebacker

Stanley Arnoux were drafted by the eventual Super Bowl Champion New Orleans Saints.

In 2007, Grobe led the Deacons to a 9-4 record including a 24-10 win over Connecticut in the Meineke Car Care Bowl. Combined with an 11-3 record in 2006, Wake Forest has won 28 games over a three-year span. Only 16 Bowl Championship Series institutions have won 28 or more games since the start of the 2006 season. Among the nine wins in 2007 were victories over North Carolina, NC State and Duke. Never before had Wake Forest swept the Big Four series in consecutive seasons. And never before had Wake won as many as 20 games in just two seasons.

Wake Forest was successful in 2007 because of an efficient offense and an opportunistic defense. The Deacons led the nation in non-offensive touchdowns, scoring on six interception returns, two fumble returns, a kickoff return and a punt return. Wake's eight defensive touchdowns were also the most of any FBS team in the country. Offensively, the Deacons set a school record for the most points scored in a season and tied the school mark with 44 touchdowns.

The 2006 season was one to remember for all Wake Forest fans. Grobe led Wake Forest to its second-ever ACC Championship and its first since 1970. The Deacons won the ACC's Atlantic Division title after being picked to finish last by the league's media in the preseason. The 11 wins posted by the 2006 team set a school record as Wake was the most improved team in the nation, following a 4-7 record in 2005. The Deacs were ranked in the AP top 25 for nine straight weeks in 2006, the longest streak in school history and beat Florida State in Tallahassee for the first time since 1959 while posting their first win over N.C. State in Raleigh since 1984.

Grobe's hard work was rewarded by his unanimous selection as the ACC Coach of the Year. He was selected as the National Coach of the Year by the American Football Coaches Association, the Bobby Dodd Foundation, the AP, The Sporting News and CBSSportsline.com.

Grobe, 60, was hired in December 2000 to take over a Demon Deacon football program long regarded as an afterthought in the ACC. He inherited a Wake Forest program that won only 38 games in the 1990's.

Grobe coached at Ohio for six years (1995-2000). After taking over the reins of a program that went 0-11 and was ranked last among Division I-A programs in 1994, Grobe led the Bobcats to a cumulative six-year record of 33-33-1.

Grobe was born on Feb. 17, 1952. A native of Huntington, W.Va., Grobe earned his undergraduate degree (B.S.) in education from Virginia in 1975 and earned a master's degree in guidance and counseling from Virginia in 1978.

Grobe and his wife, Holly, have two sons, Matt and Ben. Matt was recently hired as the head men's golf coach at his alma mater Marshall University. He and his wife, Melanie, have a daughter, Mackenzie (14), and a son, Cameron (10).

Ben graduated from Ohio University in 2002 where he played football and earned a degree in Health Care Administration. In 2012, Ben was named the Assistant Director of Football Operations at Charlotte. Ben and his wife Nicole were married in the summer of 2012.

### THE JIM GROBE FILE

#### BORN

- February 17, 1952 in Huntington, West Virginia

#### FAMILY

- Wife — Holly
- Sons — Matt (Melanie) and Ben
- Grandchildren — Mackenzie, Cameron

#### EDUCATION

- Ferrum Junior College — 1972  
Associate of Science
- University of Virginia — 1975  
B.S. in Education
- University of Virginia — 1978  
M.Ed. In Guidance and Counseling

#### PLAYING HISTORY

- Ferrum Junior College — 1971-72  
Inducted into Ferrum College Hall of Fame (2002)
- University of Virginia — 1973-74  
Starter at guard ('73) and linebacker ('74)  
Academic All-ACC

#### COACHING HONORS

- 1996 Mid-American Conference Coach of the Year
- Unanimous 2006 ACC Coach of the Year
- 2006 National Coach of the Year  
AP, AFCA, Bobby Dodd, The Sporting News

#### AS A HEAD COACH

Year	School	Record	Conf	Bowl
2012	Wake Forest	5-6	3-5	
2011	Wake Forest	6-7	5-3	Music City
2010	Wake Forest	3-9	1-7	
2009	Wake Forest	5-7	3-5	
2008	Wake Forest	8-5	4-4	EagleBank
2007	Wake Forest	9-4	5-3	Meineke
2006	Wake Forest	11-3	6-2	Orange
2005	Wake Forest	4-7	3-5	
2004	Wake Forest	4-7	1-7	
2003	Wake Forest	5-7	3-5	
2002	Wake Forest	7-6	3-5	Seattle
2001	Wake Forest	6-5	3-5	
2000	Ohio University	7-4	5-3	
1999	Ohio University	5-6	5-3	
1998	Ohio University	5-6	5-3	
1997	Ohio University	8-3	6-2	
1996	Ohio University	6-6	5-3	
1995	Ohio University	2-8-1	1-6-1	

#### Career

At Ohio University	106-106-1	67-76-1
At Wake Forest	33-33-1	27-20-1
	73-73	40-56

#### AS AN ASSISTANT COACH

Year	School	Record	Conf	Bowl
1994	Air Force	8-4	6-2	
1993	Air Force	4-8	1-7	
1992	Air Force	7-5	4-4	Liberty
1991	Air Force	10-3	6-2	Liberty
1990	Air Force	7-5	3-4	Liberty
1989	Air Force	8-4-1	5-1-1	Liberty
1988	Air Force	5-7	3-6	
1987	Air Force	9-4	6-2	Freedom
1986	Air Force	6-5	6-2	
1985	Air Force	12-1	7-1	B'bonnet
1984	Air Force	8-4	4-3	Ind'pen
1983	Marshall	4-7	3-4	
1982	Marshall	3-8	1-6	
1981	Marshall	2-9	1-5	
1980	Marshall	2-8-1	0-5-1	
1979	Marshall	1-10	0-6	
1978	Emory & Henry	2-7	2-2	

# 2012 DEMON DEACON FOOTBALL

GAME #12 ♦ WAKE FOREST VS. VANDERBILT ♦ NOV. 24, 2012 ♦ BB&T FIELD



START CHART

Offense	2012	Strk	Car
Price (QB)	11	31	33
G. Williams (C)	11	16	26
Bohanon (FB)	11	11	21
J. Harris (TB)	11	11	20
Campanaro (FL)	8	2	19
Souza (OG)*	10	5	13
Summers (OT)	11	11	11
Davis (WR)	7	6	10
Barnes (OG)	10	10	10
Terry (WR)	7	-	7
Ford (OT)	6	-	6
Chase (OT)	3	-	6
Ragland III (WR)	6	1	6
Bishop (TE)	3	-	3
Intemann (OT)	3	3	3
L. Jackson (FL)	1	-	2
Booi (OT) ^	-	-	1
Irby (OG)	-	-	1
James (WR)	1	-	1
Bolling (OT)	1	-	1

Defense	2012	Strk	Car
Ehrmann (OLB)	10	10	37
Okoro (CB)	7	6	36
Whitlock (NG)	8	6	35
Z. Thompson (DE)	10	9	27
Haynes (ILB)	11	12	24
Noel (CB)	7	1	20
Johnson (CB)	11	11	16
Marshall (FS)	11	11	16
Mack (FS)	7	-	14
J. Jackson (OLB)	11	11	14
Olson (ILB)	10	5	13
Betros (ILB)	1	-	12
Redding (DE)	6	-	7
Hazime (DE)	7	1	7
Lowe (SS)	1	-	4
Allen (OLB)	1	-	1
Harris (NG)	2	-	2

Specialists	2012	Strk	Car
Newman (PK)	11	46	46
Wulfeck (P)	-	-	13
Kinal (P)	11	11	11
Hedlund (PK)	5	5	5

**Most Career Starts (Active)**

Jimmy Newman (PK)	46
Joey Ehrmann (OLB)	37
Chibuikem Okoro (CB)	36
Nikita Whitlock (NG)	33
Tanner Price (QB)	33

**Longest Streaks (Active)**

Jimmy Newman (PK)	46
Tanner Price (QB)	31

\* - made 3 starts on defense  
^ - made 1 start on defense

## DEMON DEACON DEPTH CHART

Updated November 15, 2012

### OFFENSE

QB	10	Tanner Price	6-2	205	Jr.
	12	Brendan Cross	6-2	200	R-Jr.
TB	25	Josh Harris	5-11	210	R-Jr.
	21	Deandre Martin	6-2	215	R-Fr.
FB	42	Tommy Bohanon	6-2	245	Sr.
	43	Jordan Garside	5-10	235	R-So.
WR	81	Terence Davis	6-2	205	R-Sr.
	86	Brandon Terry	6-5	205	R-So.
FL	3	Michael Campanaro	5-11	195	R-Jr.
	4	Lovell Jackson	5-10	185	R-Sr.
TE	89	Spencer Bishop	6-2	240	R-Jr.
	97	Daniel Vogelsang	6-3	255	R-So.
LT	63	Dylan Intemann	6-5	300	R-Fr.
	71	Hunter Goodwin	6-6	310	R-Fr.
LG	60	Whit Barnes	6-4	290	R-Jr.
	79	Gabe Irby	6-4	315	R-Sr.
C	74	Garrick Williams	6-4	310	R-Sr.
	72	Cody Preble	6-5	295	R-Fr.
RG	75	Frank Souza	6-4	310	R-Jr.
	79	Gabe Irby	6-4	315	R-Sr.
RT	68	Colin Summers	6-5	315	R-So.
	71	Hunter Goodwin	6-6	310	R-Fr.

### DEFENSE

LOU	40	Joey Ehrmann	6-4	220	R-Sr.
	49	Derricus Ellis	6-2	240	R-Sr.
DE	96	Hasan Hazime	6-5	270	Grad.
	90	Kris Redding	6-4	265	R-Jr.
NG	50	Nikita Whitlock	5-11	260	R-Jr.
	36	Tylor Harris	6-4	245	Fr.
DE	98	Zach Thompson	6-5	255	R-Jr.
	94	Desmond Floyd	6-5	255	R-Fr.
ROB	39	Justin Jackson	6-1	220	R-Jr.
	35	Zachary Allen	6-2	240	R-So.
MLB	41	Mike Olson	6-3	230	R-Jr.
	48	Brandon Chubb	6-1	235	R-Fr.
WLB	45	Riley Haynes	6-1	220	R-Sr.
	32	Scott Betros	6-2	240	R-Sr.
CB	7	Merrill Noel	5-10	180	R-So.
	6	Chibuikem Okoro	6-1	190	R-Sr.
FS	17	A.J. Marshall	6-0	190	Jr.
	18	Josh Strickland	6-2	200	Sr.
SS	6	Chibuikem Okoro	6-1	190	R-Sr.
	23	James Ward	5-10	170	Fr.
CB	9	Kevin Johnson	6-1	175	R-So.
	15	Allen Ramsey II	6-0	190	R-Fr.


### SPECIALISTS

PK	27	Chad Hedlund	6-1	185	R-Fr.
	82	Jimmy Newman	6-2	195	Sr.
LS	52	Logan Feimster	6-5	250	R-So.
	60	Whit Barnes	6-4	290	R-Jr.
KO	82	Jimmy Newman	6-2	195	Sr.
	27	Chad Hedlund	6-1	185	R-Fr.
PR	4	Lovell Jackson	5-10	185	R-Sr.
	3	Michael Campanaro	5-11	195	R-Jr.
P	38	Alexander Kinal	6-4	210	R-Fr.
	24	Alex Wulfeck	5-9	175	Sr.
KR	25	Josh Harris	5-11	210	R-Jr.
	21	Deandre Martin	6-2	215	R-Fr.
H	24	Alex Wulfeck	5-9	175	Sr.
	38	Alexander Kinal	6-4	210	R-Fr.

# 2012 DEMON DEACON FOOTBALL

GAME #12 ♦ WAKE FOREST VS. VANDERBILT ♦ NOV. 24, 2012 ♦ BB&T FIELD

No.	Name	Pos.	Ht.	Wt.	Yr.	Hometown	High School
2	Matt James	WR	6-5	220	R-So.	Raleigh, NC	Sanderson
3	Michael Campanaro	FL	5-11	195	R-Jr.	Clarksville, MD	River Hill
4	Lovell Jackson	FL	5-10	185	R-Sr.	Tampa, FL	Plant
5	Daniel Mack	FS	6-0	200	R-Jr.	Miami, FL	Dade Christian
5	Orville Reynolds	TB	5-9	185	So.	Coral Springs, FL	Stoneman Douglas
6	Chibuikem Okoro	CB	6-1	190	R-Sr.	Greensboro, NC	Dudley
7	Merrill Noel	CB	5-10	180	R-So.	Pahokee, FL	Pahokee
7	Maddox Stamey	QB	6-2	180	Fr.	Rutherfordton, NC	East Rutherford
8	Kevin Sousa	QB	6-3	230	R-Fr.	Orlando, FL	Lake Nona
9	Kevin Johnson	CB	6-1	175	R-So.	Clarksville, MD	River Hill
10	Tanner Price	QB	6-2	205	Jr.	Austin, TX	Westlake
11	Joe LaBarbera	SS	6-0	205	R-So.	Alamo, CA	Monte Vista
11	Airyln Willis	WR	6-2	185	R-Fr.	High Point, NC	Southwest Guilford
12	Brendan Cross	QB	6-2	200	R-Jr.	Alpharetta, GA	Chattahoochee
13	Tyler Cameron	QB	6-3	210	Fr.	Jupiter, Fla.	Jupiter
14	Patrick Thompson	QB	6-2	210	R-So.	Ashburn, VA	Stone Bridge
15	Matt Grasmeyer	QB	6-2	190	R-Fr.	Grand Rapids, MI	Grand Rapids Christian
15	Allen Ramsey II	CB	6-0	190	R-Fr.	Fort Lauderdale, FL	Dillard
17	Pat Long	QB	6-3	185	R-Fr.	Skillman, NJ	Lawrenceville School
17	A.J. Marshall	FS	6-0	190	Jr.	Durham, NC	Southern Durham
18	Quan Rucker	FL	6-0	205	R-Jr.	Statesville, NC	West Iredell
18	Josh Strickland	FS	6-2	200	Sr.	Winston-Salem, NC	Forsyth Country Day
20	Joshua Wilhite	RB	5-10	190	Fr.	Fresno, TX	Fort Bend Hightower
20	Chuck Schlegel	CB	6-0	175	R-So.	Sunbury, PA	Shikellamy
21	Deandre Martin	TB	6-2	215	R-Fr.	Miami, FL	Hialeah-Miami Lakes
22	Dominique Gibson	SS	5-10	195	Fr.	Belle Glade, FL	Glades Central
23	James Ward	CB	5-10	170	Fr.	DeLand, FL	DeLand
24	Alex Wulfeck	P	5-9	175	Sr.	Jacksonville, FL	Bolles School
25	Josh Harris	TB	5-11	210	R-Jr.	Duncanville, TX	Duncanville
26	Sherman Ragland III	WR	6-2	195	R-Fr.	Durham, NC	Southern
27	Chad Hedlund	PK	6-1	185	R-Fr.	Argyle, TX	Argyle
28	Jharrison Gillespie	OLB	5-10	205	Sr.	Durham, NC	Hillside
29	Tyler Jackson	TB	6-1	210	R-So.	Parker, CO	Kent Denver
30	Ryan Janvion	FS	5-11	180	Fr.	Pembroke Pines, FL	Dade Christian
30	Hunter Williams	ILB	6-0	215	R-Fr.	Wake Forest, NC	Wake Forest-Rolesville
32	Scott Betros	ILB	6-2	240	R-Sr.	Jacksonville, FL	Bolles School
34	Duran Lowe	SS	6-0	210	R-Jr.	Plant City, FL	Plant City
35	Zachary Allen	OLB	6-2	240	R-So.	Pahokee, FL	Pahokee
36	Tylor Harris	DE	6-4	245	Fr.	Baton Rouge, LA	Episcopal
37	Hunter Haire	PK	6-1	180	Fr.	Longwood, FL	Lake Mary
37	Kevis Jones	OLB	6-2	220	Fr.	Oakland Park, FL	Northeast
38	Alexander Kinal	P	6-4	210	R-Fr.	Adelaide, S. Australia	St. Peter's
39	Justin Jackson	ILB	6-1	220	R-Jr.	Rockingham, NC	Richmond
40	Joey Ehrmann	OLB	6-4	220	R-Sr.	Baltimore, MD	Gilman School
41	Mike Olson	ILB	6-3	230	R-Jr.	Ashburn, VA	Stone Bridge
42	Tommy Bohanon	FB	6-2	245	Sr.	North Fort Myers, FL	North Fort Myers
43	Jordan Garside	FB	5-10	235	R-So.	Jacksonville, FL	Bolles School
44	Ben Emert	FB	6-1	235	R-So.	Ball Ground, GA	West Forsyth
45	Riley Haynes	ILB	6-1	220	R-Sr.	Ponte Vedra Beach, FL	Nease
46	Steve Donatell	OLB	6-5	195	Fr.	Lone Tree, CO	Highlands Ranch
48	Brandon Chubb	ILB	6-1	235	R-Fr.	Marietta, GA	Hillgrove
49	Derricus Ellis	DE	6-2	240	R-Sr.	Rome, GA	Darlington
50	Nikita Whitlock	NG	5-11	260	R-Jr.	Wylie, TX	Wylie
52	Logan Feimster	LS	6-5	250	R-So.	Statesville, NC	Statesville
54	Britt Cherry	ILB	6-1	225	R-Fr.	Apex, NC	Middle Creek
55	Brad Demuth	LS	6-0	190	Fr.	Nashville, NC	Nash Central
56	Teddy Matthews	ILB	6-3	225	Fr.	West Palm Beach, FL	Royal Palm Beach
57	Patrick Doran	ILB	6-0	225	R-So.	Olathe, KS	Olathe Northwest
58	Josh Banks	DE	6-4	250	Fr.	Cary, NC	Middle Creek
59	Antonio Ford	OG	6-4	310	R-So.	Pahokee, FL	Pahokee



## POSITIONAL BREAKDOWN

### QUARTERBACKS (8)

7	M. Stamey	Fr.
8	K. Sousa	R-Fr.
10	T. Price	Jr.
12	B. Cross	R-Jr.
13	T. Cameron	Fr.
14	P. Thompson	R-So.
15	M. Grasmeyer	R-Fr.
17	P. Long	R-Fr.

### TAILBACKS (5)

5	O. Reynolds	So.
20	J. Wilhite	Fr.
21	D. Martin	R-Fr.
25	J. Harris	R-Jr.
29	T. Jackson	R-So.

### FULLBACKS (3)

42	T. Bohanon	Sr.
43	J. Garside	R-So.
44	B. Emert	R-So.

### TIGHT ENDS (6)

80	A. Rook	Fr.
84	Z. Gordon	Fr.
85	N. Basford	R-So.
89	S. Bishop	R-Jr.
93	J. Pineda	R-Fr.
97	D. Vogelsang	R-So.

### WIDE RECEIVERS (9)

2	M. James	R-So.
11	A. Willis	R-Fr.
26	S. Ragland III	R-Fr.
81	T. Davis	R-Sr.
82	P.J. Howard IV	R-Fr.
83	J. Williams	Fr.
86	B. Terry	R-So.
87	B. Idzik	R-So.
88	J. Crump	Fr.

### FLANKERS (3)

3	M. Campanaro	R-Jr.
4	L. Jackson	R-Sr.
18	Q. Rucker	R-Jr.

### CENTERS (2)

60	W. Barnes	R-Jr.
74	G. Williams	R-Sr.

### OFFENSIVE TACKLES (9)

62	J. Suggs	Fr.
67	W. Smith	Fr.
69	R. Booi	R-Sr.
71	H. Goodwin	R-Fr.
72	C. Preble	R-Fr.
73	S. Chase	R-Jr.
75	F. Souza	R-Jr.
76	D. Blitch	R-So.
77	D. Bolling	R-Jr.

### OFFENSIVE GUARDS (6)

59	A. Ford	R-So.
63	D. Intemann	R-Fr.
68	C. Summers	R-So.
70	D. Heartsill	R-So.
78	T. Hayworth	Fr.
79	G. Irby	R-Sr.

# 2012 DEMON DEACON FOOTBALL

GAME #12 ♦ WAKE FOREST VS. VANDERBILT ♦ NOV. 24, 2012 ♦ BB&T FIELD



### NOSE GUARDS (3)

50	N. Whitlock	R-Jr.
95	S. Lewinson	Fr.
99	G. Offor	R-Fr.

### DEFENSIVE ENDS (8)

36	T. Harris	Fr.
49	D. Ellis	R-Sr.
58	J. Banks	Fr.
90	K. Redding	R-Jr.
91	J. Garcia	R-So.
94	D. Floyd	R-Fr.
96	H. Hazime	Grad.
98	Z. Thompson	R-Jr.

### INSIDE LBS (8)

30	H. Williams	R-Fr.
32	S. Betros	R-Sr.
41	M. Olson	R-Jr.
45	R. Haynes	R-Sr.
48	B. Chubb	R-Fr.
54	B. Cherry	R-Fr.
56	T. Matthews	Fr.
57	P. Doran	R-So.

### OUTSIDE LBS (6)

28	J. Gillespie	Sr.
35	Z. Allen	R-So.
37	K. Jones	Fr.
39	J. Jackson	R-Jr.
40	J. Ehrmann	R-Sr.
46	S. Donatell	Fr.

### CORNERBACKS (6)

6	C. Okoro	R-Sr.
7	M. Noel	R-So.
9	K. Johnson	R-So.
14	J. Green	Sr.
15	A. Ramsey II	R-Fr.
23	J. Ward	Fr.

### FREE SAFETIES (4)

5	D. Mack	R-Jr.
17	A.J. Marshall	Jr.
18	J. Strickland	Sr.
30	R. Janvion	Fr.

### STRONG SAFETIES (3)

11	J. LaBarbera	R-So.
22	D. Gibson	Fr.
34	D. Lowe	R-Jr.

### PLACEKICKERS (3)

27	C. Hedlund	R-Fr.
37	H. Haire	Fr.
82	J. Newman	Sr.

### PUNTERS (2)

24	A. Wulfeck	Sr.
38	A. Kinal	R-Fr.

### LONG SNAPPERS (3)

52	L. Feimster	R-So.
55	B. Demuth	Fr.
61	R. Bauder	R-Fr.

No.	Name	Pos.	Ht.	Wt.	Yr.	Hometown	High School
60	Whit Barnes	C	6-4	290	R-Jr.	Rocky Mount, NC	Rocky Mount
61	Ryan Bauder	LS	6-2	230	R-Fr.	Fort Lauderdale, FL	Pine Crest
62	Joel Suggs	OT	6-6	285	Fr.	Sophia, NC	Randleman
63	Dylan Intemann	OT	6-5	300	R-Fr.	Wake Forest, NC	Wake Forest-Rolesville
67	Will Smith	OT	6-5	285	Fr.	Charlotte, NC	Christchurch
68	Colin Summers	OT	6-5	315	R-So.	Raleigh, NC	Broughton
69	Ramon Booii	OT	6-6	300	R-Sr.	Jacksonville, FL	Nease
70	Dylan Heartsill	OG	6-5	290	R-So.	Prattville, AL	Prattville Christian
71	Hunter Goodwin	OT	6-6	310	R-Fr.	Baltimore, MD	Gilman School
72	Cody Preble	OT	6-5	295	R-Fr.	Lake Worth, FL	Park Vista
73	Steven Chase	OT	6-7	305	R-Jr.	Frederick, MD	Thomas Johnson
74	Garrick Williams	C	6-4	310	R-Sr.	Columbia, MO	Rock Bridge
75	Frank Souza	OG	6-4	310	R-Jr.	Ponte Vedra, FL	Nease
77	Devin Bolling	OT	6-5	300	R-Jr.	Lynchburg, VA	Brookville
78	Tyler Hayworth	OG	6-4	305	Fr.	Kingsport, TN	Dobyns-Bennett
79	Gabe Irby	OG	6-4	315	R-Sr.	Habersham, GA	Central
80	Anthony Rook	TE	6-4	235	Fr.	Winterville, NC	Greenville Rose
81	Terence Davis	WR	6-2	205	R-Sr.	Lilburn, GA	Brookwood
82	P.J. Howard IV	WR	6-1	180	R-Fr.	Portsmouth, VA	I.C. Norcom
82	Jimmy Newman	PK	6-2	195	Sr.	Oxford, AL	Oxford
83	Jonathan Williams	WR	6-4	170	Fr.	Atlanta, GA	Mays
84	Zach Gordon	TE	6-5	235	Fr.	Carrollton, GA	Carrollton
85	Neil Basford	TE	6-5	250	R-So.	Jacksonville, FL	Bishop Kenny
86	Brandon Terry	WR	6-5	205	R-So.	Alpharetta, GA	Alpharetta
87	Brad Idzik	WR	6-1	200	R-So.	Mercer Island, WA	Mercer Island
88	Jared Crump	WR	6-3	190	Fr.	St. John's, FL	Bartram Trail
89	Spencer Bishop	TE	6-2	240	R-Jr.	Pinehurst, NC	Pinecrest
90	Kris Redding	DE	6-4	265	R-Jr.	Douglasville, GA	Whitefield Academy
91	Johnny Garcia	DE	6-4	250	R-So.	Cape Coral, FL	Ida Baker
93	Jordan Pineda	TE	6-4	230	R-Fr.	Boone, NC	Watauga
94	Desmond Floyd	DE	6-5	255	R-Fr.	Jonesville, SC	Union County
95	Sheldon Lewinson	NG	6-2	240	Fr.	Seffner, FL	Armwood
96	Hasan Hazime	DE	6-5	270	Grad.	Pickering, Ontario, Canada	Vanier Prep
97	Daniel Vogelsang	TE	6-3	255	R-So.	Lexington, KY	Lexington Catholic
98	Zach Thompson	DE	6-5	255	R-Jr.	Ashburn, VA	Stone Bridge
99	Godspower Offor	NG	6-2	250	R-Fr.	Hialeah, FL	American Senior

### WAKE FOREST FOOTBALL STAFF

Position	Name	Alma Mater	Years at Wake
Head Coach	Jim Grobe	Virginia, 1975	12th
Associate HC/Running Backs	Billy Mitchell	East Carolina, 1972	12th
Offensive Coordinator/TE & FB	Steed Lobotzke ^	Air Force, 1992	12th
Co-Passing Game Coordinator/QB	Tom Elrod ^	Wake Forest, 1997	17th*
Co-Passing Game Coordinator/WR	Lonnie Galloway	Western Carolina, 1994	2nd
Defensive Coordinator/LB	Brian Knorr	Air Force, 1986	5th
Outside Linebackers	Derrick Jackson	Duke, 1993	1st
Offensive Line	Jonathan Himebauch	Southern Cal, 1998	1st
Recruiting Coord./DL	Ray McCartney ^	Guilford, 1980	12th
Secondary	Tim Duffie ^	Texas Tech, 1999	1st
Assistant AD/Football	Bill Faircloth	Wake Forest, 1964	38th*
Graduate Assistant (Off.)	Ryan McManus ^	Wake Forest, 2009	6th*
Graduate Assistant (Off.)	Kevin Patterson	Wake Forest, 2009	6th*
Graduate Assistant (Def.)	Sam Swank	Wake Forest, 2008	6th*
Graduate Assistant (Def.)	Delon Lowe ^	Wake Forest, 2008	6th*
Video Coordinator	Allen Franklin	Georgia, 2002	11th
Video & Operations Assistant	Tristan Dorthy	Wake Forest, 2012	6th*
Director of High School Relations	Greg Bailie	Ashland, 1974	2nd

^ seated in pressbox during games

\* includes seasons as either a graduate assistant and/or student-athlete

# 2012 DEMON DEACON FOOTBALL

GAME #12 ♦ WAKE FOREST VS. VANDERBILT ♦ NOV. 24, 2012 ♦ BB&T FIELD

## 2012 RESULTS & STATISTICS

### 2012 SEASON RESULTS (5-6, 3-5 ACC)

Date	Opponent	Score	Overall	ACC	Time	Attend
Sept. 1	<b>LIBERTY</b>	W, 20-17	1-0	0-0	3:16	27,652
Sept. 8	<b>NORTH CAROLINA*</b>	W, 28-27	2-0	1-0	3:32	29,526
Sept. 15	at Florida State*	L, 0-52	2-1	1-1	3:20	68,833
Sept. 22	<b>ARMY</b>	W, 49-37	3-1	1-1	3:20	30,207
Sept. 29	<b>DUKE*</b>	L, 27-34	3-2	1-2	3:22	28,743
Oct. 6	at Maryland*	L, 14-19	3-3	1-3	3:34	40,391
Oct. 20	at Virginia*	W, 16-10	4-3	2-3	3:18	41,167
Oct. 25	<b>CLEMSON*</b>	L, 13-42	4-4	2-4	3:09	31,162
Nov. 3	<b>BOSTON COLLEGE*</b>	W, 28-14	5-4	3-4	3:23	28,963
Nov. 10	at NC State*	L, 6-37	5-5	3-5	3:35	52,567
Nov. 17	at Notre Dame	L, 0-38	5-6	3-5	3:02	80,795
Nov. 24	<b>VANDERBILT</b>					

Home games in **BOLD CAPS**; \*ACC game

### TEAM STATISTICS

	WF	OPP
SCORING	201	327
Points Per Game	18.3	29.7
FIRST DOWNS	169	238
Rushing	69	91
Passing	89	136
Penalty	11	11
RUSHING YARDAGE	1082	1790
Yards gained rushing	1380	2084
Yards lost rushing	298	294
Rushing Attempts	358	455
Average Per Rush	3.0	3.9
Average Per Game	98.4	162.7
TDs Rushing	13	19
PASSING YARDAGE	2224	2972
Comp-Att-Int	221-389-6	238-388-10
Average Per Pass	5.7	7.7
Average Per Catch	10.1	12.5
Average Per Game	202.2	270.2
TDs Passing	13	20
TOTAL OFFENSE	3306	4762
Total Plays	747	843
Average Per Play	4.4	5.6
Average Per Game	300.5	432.9
KICK RETURNS: #-Yards	34-569	17-415
PUNT RETURNS: #-Yards	15-151	37-273
INT RETURNS: #-Yards	10-45	6-51
KICK RETURN AVERAGE	16.7	24.4
PUNT RETURN AVERAGE	10.1	7.4
INT RETURN AVERAGE	4.5	8.5
FUMBLES-LOST	20-7	20-10
PENALTIES-Yards	49-419	62-489
Average Per Game	38.1	44.5
PUNTS-Yards	90-3645	55-2222
Average Per Punt	40.5	40.4
Net punt average	36.4	36.2
KICKOFFS-Yards	42-2622	65-4138
Average Per Kick	62.4	63.7
Net kick average	41.6	43.4
TIME OF POSSESSION/Game	29:05	30:55
3RD-DOWN Conversions	56/179	84/184
3rd-Down Pct	31%	46%
4TH-DOWN Conversions	8/16	8/17
4th-Down Pct	50%	47%
SACKS BY-Yards	23-170	24-159
MISC YARDS	0	0
TOUCHDOWNS SCORED	27	41
FIELD GOALS-ATTEMPTS	5-9	14-22
ON-SIDE KICKS	0-1	0-0
RED-ZONE SCORES	(21-23) 91%	(40-47) 85%
RED-ZONE TOUCHDOWNS	(17-23) 74%	(30-47) 64%
PAT-ATTEMPTS	(24-26) 92%	(39-41) 95%
ATTENDANCE	176253	283753
Games/Avg Per Game	6/29376	5/56751
Neutral Site Games		0/0

### DEFENSIVE STATISTICS

DEFENSE	GP	Solo	Ast	Total	TFL-Yds	Sacks	Int-Yds	BrUp	QBH	FR-Yds	FF	Blk	Saf
39 Jackson, J	11	39	41	80	8.5-56	4.0-39	.	2	4	1-0	.	1	.
41 Olson, M	10	35	39	74	3.5-12	1.0-1	1-0	2	3	.	.	.	.
17 Marshall, AJ	11	37	32	69	3.0-6	.	2-39	4	1	.	1	.	.
45 Haynes, R	11	33	27	60	3.5-9	1.0-3	1-1	.	.	.	.	.	.
9 Johnson, K	11	33	24	57	3.5-15	0.5-4	3-2	15	1	1-0	2	.	.
98 Thompson, Z	10	26	25	51	5.5-36	4.0-31	1-3	.	1	1-0	1	.	.
5 Mack, D	9	23	27	50	0.5-0	.	.	1	1	1-12	.	.	.
40 Ehrmann, J	11	35	14	49	9.5-30	2.5-14	.	.	2	.	1	.	.
6 Okoro, C	11	27	17	44	3.0-12	.	1-0	5	.	.	.	.	.
50 Whitlock, N	9	22	21	43	5.5-41	3.0-32	.	.	2	.	.	.	.
35 Allen, Z	11	21	18	39	1.5-1	.	.	.	2	.	1	.	.
7 Noel, M	9	24	9	33	1.5-3	0.5-1	.	3	.	.	.	.	.
90 Redding, K	11	14	16	30	5.5-28	3.5-24	.	4	.	1-0	2	.	.
34 Lowe, D	6	16	12	28	1.0-3	.	.	.	.	1-0	.	.	.
32 Betros, S	10	13	13	26	2.5-5	.	.	1	.	.	1	.	.
96 Hazime, H	11	12	11	23	6.0-17	1.5-7	.	2	1	1-0	2	.	.
48 Chubb, B	11	14	8	22	1.0-3	.	.	.	1	.	.	.	.
36 Harris, T	11	13	6	19	3.5-20	1.5-14	.	.	1	1-0	1	.	.
23 Ward, J	10	10	5	15	1.0-1	.	.	1	.	.	.	.	.
15 Ramsey, A	9	7	2	9	1.0-4	.	1-0	.	.	1-0	.	.	.
49 Ellis, D	11	6	3	9	1.0-2	.	.	.	.	.	.	.	.
94 Floyd, D	6	4	.	4	.	.	.	.	.	.	.	.	.
42 Bohanon, T	11	2	2	4	.	.	.	.	.	.	.	.	.
99 Offor, G	1	1	1	2	.	.	.	.	.	.	.	.	.
20 Schlegel, C	10	1	1	2	.	.	.	.	.	.	.	.	.
91 Garcia, J	11	1	1	2	0.5-1	.	.	.	.	.	.	.	.
11 LaBarbera, J	11	1	1	2	.	.	.	.	.	1-0	.	.	.
26 Ragland, S	10	1	.	1	.	.	.	.	.	.	.	.	.
89 Bishop, S	11	1	.	1	.	.	.	.	.	.	.	.	.
54 Cherry, B	6	.	1	1	.	.	.	.	.	.	.	.	.
28 Gillespie, J	11	.	1	1	.	.	.	.	.	.	.	.	.
75 Souza, F	10	1	.	1	.	.	.	.	.	.	.	.	.
77 Bolling, D	1	1	.	1	.	.	.	.	.	.	.	.	.
68 Summers, C	11	1	.	1	.	.	.	.	.	.	.	.	.
Total.....	11	475	378	853	72-305	23-170	10-45	40	20	10-12	12	1	.
Opponents.....	11	413	308	721	70.0-261	24-159	6-51	52	20	7-0	12	.	.

### SPECIAL TEAMS TACKLES

48 Chubb, B.....8	23 Ward, J.....4	49 Ellis, D.....1
15 Ramsey, A.....7	42 Bohanon, T.....2	11 LaBarbera, J.....1
35 Allen, Z.....6	17 Marshall, AJ.....2	34 Lowe, D.....1
39 Jackson, J.....6	20 Schlegel, C.....2	5 Mack, D.....1
9 Johnson, K.....5	40 Ehrmann, J.....1	6 Okoro, C.....1

### SCORE BY QTRS. 1st 2nd 3rd 4th OT Total

Wake Forest	56	54	64	27	--	201
Opponents	102	103	79	43	--	327



# 2012 DEMON DEACON FOOTBALL

GAME #12 ♦ WAKE FOREST VS. VANDERBILT ♦ NOV. 24, 2012 ♦ BB&T FIELD

## 2012 INDIVIDUAL STATISTICS

RUSHING	GP	Att	Gain	Loss	Net	Avg	TD	Long	Avg/G
Harris, J	11	137	652	44	608	4.4	5	63	55.3
Martin, D	10	104	436	24	412	4.0	5	37	41.2
Campanaro, M	9	14	76	7	69	4.9	1	14	7.7
Jackson, T	4	6	25	1	24	4.0	0	13	6.0
Jackson, L	11	5	19	1	18	3.6	0	8	1.6
Emert, B	5	1	1	0	1	1.0	0	1	0.2
Ragland, S	10	1	0	0	0	0.0	0	0	0.0
Davis, T	10	2	3	3	0	0.0	0	3	0.0
Sousa, K	2	2	3	4	-1	-0.5	0	3	-0.5
Thompson, P	3	1	0	2	-2	-2.0	0	0	-0.7
Reynolds, O	9	5	1	7	-6	-1.2	0	1	-0.7
Price, T	11	69	164	183	-19	-0.3	2	25	-1.7
TEAM	9	11	0	22	-22	-2.0	0	0	-2.4
Total.....	11	358	1380	298	1082	3.0	13	63	98.4
Opponents.....	11	455	2084	294	1790	3.9	19	80	162.7

PASSING	G	Effic	C-A	Int	Pct	Yds	TD	Lng	Avg/G
Price, T	11	111.37	211-374	6	56.4	2118	12	73	192.5
Thompson, P	3	112.73	5-6	0	83.3	21	0	21	7.0
Cross, B	3	20.80	1-4	0	25.0	-2	0	0	-0.7
Martin, D	10	175.80	3-4	0	75.0	48	0	35	4.8
Campanaro, M	9	757.60	1-1	0	100.0	39	1	39	4.3
Total.....	11	112.78	221-389	6	56.8	2224	13	73	202.2
Opponents.....	11	137.54	238-388	10	61.3	2972	20	63	270.2

RECEIVING	G	No.	Yds	Avg	TD	Long	Avg/G
Campanaro, M	9	71	665	9.4	6	41	73.9
Davis, T	10	39	512	13.1	2	73	51.2
Ragland, S	10	22	241	11.0	0	41	24.1
Bohanon, T	11	22	203	9.2	5	34	18.5
Harris, J	11	19	96	5.1	0	21	8.7
Terry, B	11	14	287	20.5	0	47	26.1
Martin, D	10	14	101	7.2	0	36	10.1
Jackson, L	11	10	82	8.2	0	25	7.5
Bishop, S	11	3	26	8.7	0	13	2.4
Price, T	11	2	13	6.5	0	7	1.2
Reynolds, O	9	2	-4	-2.0	0	0	-0.4
James, M	4	1	3	3.0	0	3	0.8
Jackson, T	4	1	1	1.0	0	1	0.2
Irby, G	10	1	-2	-2.0	0	0	-0.2
Total.....	11	221	2224	10.1	13	73	202.2
Opponents.....	11	238	2972	12.5	20	63	270.2

TOTAL OFFENSE	G	Plays	Rush	Pass	Total	Avg/G
Price, T	11	443	-19	2118	2099	190.8
Harris, J	11	137	608	0	608	55.3
Martin, D	10	108	412	48	460	46.0
Campanaro, M	9	15	69	39	108	12.0
Jackson, T	4	6	24	0	24	6.0
Thompson, P	3	7	-2	21	19	6.3
Jackson, L	11	5	18	0	18	1.6
Emert, B	5	1	1	0	1	0.2
Sousa, K	2	2	-1	0	-1	-0.5
Cross, B	3	4	0	-2	-2	-0.7
Reynolds, O	9	5	-6	0	-6	-0.7
TEAM	9	11	-22	0	-22	-2.4
Total.....	11	747	1082	2224	3306	300.5
Opponents.....	11	843	1790	2972	4762	432.9

PUNTING	No.	Yds	Avg	Long	TB	FC	I20	Blkd
Kinal, A	90	3645	40.5	61	5	27	26	0
Total.....	90	3645	40.5	61	5	27	26	0
Opponents.....	55	2222	40.4	57	4	16	15	0

KICKOFFS	No.	Yds	Avg	TB	OB	Retn	Net	YdLn
Newman, J	42	2622	62.4	24	1			
Total.....	42	2622	62.4	24	1	415	38.3	26
Opponents.....	65	4138	63.7	30	1	569	43.4	21

FIELD GOALS	FGM-A	Pct	1-19	20-29	30-39	40-49	50-99	Lg	Blk
Newman, J	2-6	33.3	0-0	1-1	0-0	1-5	0-0	45	0
Hedlund, C	3-3	100.0	0-0	2-2	0-0	1-1	0-0	44	0

SCORING	TD	FGs	Kick	Rush	Rcv	Pass	DXP	Saf	Points
Campanaro, M	7	0-0	0-0	0-0	0	0-0	0	0	42
Harris, J	5	0-0	0-0	0-0	0	0-0	0	0	30
Martin, D	5	0-0	0-0	0-0	0	0-0	0	0	30
Bohanon, T	5	0-0	0-0	0-0	0	0-0	0	0	30
Newman, J	0	2-6	17-17	0-0	0	0-0	0	0	23
Hedlund, C	0	3-3	7-8	0-0	0	0-0	0	0	16
Price, T	2	0-0	0-0	0-0	0	0-0	0	0	12
Davis, T	2	0-0	0-0	0-0	0	0-0	0	0	12
Marshall, AJ	1	0-0	0-0	0-0	0	0-0	0	0	6
Wulfeck, A	0	0-0	0-0	0-0	0	0-1	0	0	0
TEAM	0	0-0	0-1	0-0	0	0-0	0	0	0
Mack, D	0	0-0	0-0	0-0	0	0-0	0	0	0
Total.....	27	5-9	24-26	0-0	0	0-1	0	0	201
Opponents.....	41	14-22	39-41	0-0	0	0-0	0	0	327

ALL PURPOSE	GP	Rush	Rec	PR	KOR	IR	Total	Avg/G
Campanaro, M	9	69	665	26	0	0	760	84.4
Harris, J	11	608	96	0	51	0	755	68.6
Martin, D	10	412	101	0	129	0	642	64.2
Davis, T	10	0	512	0	0	0	512	51.2
Jackson, L	11	18	82	123	137	0	360	32.7
Terry, B	11	0	287	0	0	0	287	26.1
Ragland, S	10	0	241	0	0	0	241	24.1
Bohanon, T	11	0	203	0	0	0	203	18.5
Reynolds, O	9	-6	-4	2	162	0	154	17.1
Okoro, C	11	0	0	0	90	0	90	8.2
Marshall, AJ	11	0	0	0	0	39	39	3.5
Bishop, S	11	0	26	0	0	0	26	2.4
Jackson, T	4	24	1	0	0	0	25	6.2
James, M	4	0	3	0	0	0	3	0.8
Thompson, Z	10	0	0	0	0	3	3	0.3
Johnson, K	11	0	0	0	0	2	2	0.2
Haynes, R	11	0	0	0	0	1	1	0.1
Emert, B	5	1	0	0	0	0	1	0.2
Sousa, K	2	-1	0	0	0	0	-1	-0.5
Irby, G	10	0	-2	0	0	0	-2	-0.2
Thompson, P	3	-2	0	0	0	0	-2	-0.7
Price, T	11	-19	13	0	0	0	-6	-0.5
TEAM	9	-22	0	0	0	0	-22	-2.4
Total.....	11	1082	2224	151	569	45	4071	370.1
Opponents.....	11	1790	2972	273	415	51	5501	500.1

INTERCEPTIONS	No.	Yds	Avg	TD	Long
Johnson, K	3	2	0.7	0	2
Marshall, AJ	2	39	19.5	1	39
Thompson, Z	1	3	3.0	0	3
Ramsey, A	1	0	0.0	0	0
Okoro, C	1	0	0.0	0	0
Haynes, R	1	1	1.0	0	1
Olson, M	1	0	0.0	0	0
Total.....	10	45	4.5	1	39
Opponents.....	6	51	8.5	0	20

PUNT RETURNS	No.	Yds	Avg	TD	Long
Jackson, L	9	123	13.7	0	60
Campanaro, M	5	26	5.2	0	12
Reynolds, O	1	2	2.0	0	2
Total.....	15	151	10.1	0	60
Opponents.....	37	273	7.4	1	60

KICK RETURNS	No.	Yds	Avg	TD	Long
Reynolds, O	11	162	14.7	0	23
Jackson, L	7	137	19.6	0	22
Martin, D	7	129	18.4	0	27
Okoro, C	5	90	18.0	0	20
Harris, J	4	51	12.8	0	19
Total.....	34	569	16.7	0	27
Opponents.....	17	415	24.4	1	100

FUMBLE RETURNS	No.	Yds	Avg	TD	Long
Mack, D	1	12	12.0	0	12
Total.....	1	12	12.0	0	12
Opponents.....	1	0	0.0	0	0



# 2012 DEMON DEACON FOOTBALL

GAME #12 ♦ WAKE FOREST VS. VANDERBILT ♦ NOV. 24, 2012 ♦ BB&T FIELD

## 2012 TEAM GAME-BY-GAME STATISTICS

	LIB	UNC	FSU	ARMY	DUKE	MD	UVA	CLEM	BC	NCST	ND	VANDY
Total Offense	293	426	126	517	397	241	213	290	409	185	209	
	363	428	612	506	381	244	301	534	381	428	584	
Plays	66	73	59	62	73	67	62	73	89	63	60	
	73	82	73	83	76	68	71	85	72	94	66	
Rushing Yds.	98	64	43	296	167	71	105	51	116	16	55	
	91	157	385	429	123	53	48	101	12	170	221	
Passing Yds.	195	362	83	221	230	170	108	239	293	169	154	
	272	271	227	77	258	193	253	433	369	258	363	
Passes C-A-I	16-28-1	28-39-1	10-24-0	15-24-0	19-38-2	13-38-0	8-21-0	28-45-0	39-57-1	22-40-1	23-35-0	
	21-40-1	23-40-1	19-28-0	3-6-0	30-40-1	14-25-1	22-39-1	29-40-0	30-51-3	25-43-1	22-36-1	
Comp. Pct.	57.1	71.8	41.7	62.5	50.0	34.2	38.1	62.2	68.4	55.0	65.7	
	52.5	57.5	67.9	50.0	75.0	56.0	56.4	72.5	58.9	58.1	61.1	
1st Downs	14	24	7	25	17	11	12	19	22	9	9	
	16	22	27	27	22	12	15	26	22	26	23	
Field Goals	0-1	0-1	0-0	0-0	2-2	0-2	3-3	0-0	0-0	0-0	0-0	
	1-2	2-2	1-1	1-1	2-2	2-3	1-2	0-1	0-1	3-5	1-2	
Punting	8-36.0	7-42.9	13-40.0	3-37.3	4-42.8	8-36.8	10-44.5	10-41.9	5-37.6	12-43.3	10-38.8	
	7-40.7	5-47.0	4-42.0	2-40.0	5-45.0	7-35.7	8-40.4	6-35.5	2-50.0	5-39.2	4-36.8	
Time of Poss.	31:53	32:56	29:19	26:34	26:52	24:12	30:04	28:58	34:46	23:46	30:31	
	28:07	27:04	30:41	33:26	33:08	35:48	29:56	31:02	25:14	36:14	29:29	
3rd Downs	7-18	4-12	1-16	6-11	7-17	5-18	1-15	6-18	13-22	2-17	4-15	
	7-18	7-18	6-13	11-17	10-17	5-18	8-20	10-17	4-12	9-21	7-13	
Turnovers	1	1	0	0	4	2	0	1	1	2	1	
	2	2	1	1	1	3	3	0	4	2	1	
Penalties	3-30	8-55	3-20	4-34	2-19	6-54	3-21	4-37	9-76	4-45	3-28	
	6-30	8-87	5-48	2-18	7-60	8-55	5-40	9-79	4-26	3-15	5-31	
Punt Returns	3-(-3.7)	1-(-3.0)	0-0	2-6.0	1-12.0	3-11.7	3-18.0	1-1.0	1-12.0	0-0.0	0-0.0	
	3-9.3	3-9.3	5-17.8	1-5.0	1-3.0	4-5.0	4-7.2	3-1.3	2-9.5	7-10.6	4-3.2	
Kickoff Returns	1-22.0	4-19.0	7-14.2	1-18.0	3-18.3	2-13.0	2-19.5	2-14.5	2-11.0	4-18.5	6-17.7	
	1-23.0	1-21.0	0-0	3-28.3	2-25.0	1-0.0	4-15.5	1-14.0	1-17.0	2-63.0	1-17.0	
Sacks By Defense	2-11	2-15	3-13	1-1	1-9	3-26	3-14	3-36	3-21	2-14	0-0	
	1-3	1-6	4-26	1-1	2-13	3-21	1-9	5-33	0-0	5-38	1-9	

Wake Forest totals on top; Opponents on bottom.

## 2012 STARTING LINEUPS

### OFFENSE

	QB	TB	FB	WR	WR	FL	LT	LG	C	RG	RT
LIBERTY	Price	Harris	Bohanon	Ragland	James	Campanaro	Bolling	Ford	Williams	Souza	Summers
NORTH CAROLINA	Price	Harris	Bohanon	Davis	Terry	Campanaro	Ford	Barnes	Williams	Souza	Summers
at Florida State	Price	Harris	Bohanon	Ragland	Terry	Campanaro	Ford	Barnes	Williams	Souza	Summers
ARMY	Price	Harris	Bohanon	Ragland	Bishop (TE)	Campanaro	Ford	Barnes	Williams	Souza	Summers
DUKE	Price	Harris	Bohanon	Ragland	Terry	Campanaro	Ford	Barnes	Williams	Souza	Summers
at Maryland	Price	Harris	Bohanon	Ragland	Bishop (TE)	Davis	Chase	Ford	Williams	Barnes	Summers
at Virginia	Price	Harris	Bohanon	Davis	Terry	Bishop (TE)	Chase	Barnes	Williams	Souza	Summers
CLEMSON	Price	Harris	Bohanon	Davis	Terry	Campanaro	Chase	Barnes	Williams	Souza	Summers
BOSTON COLLEGE	Price	Harris	Bohanon	Davis	Terry	Jackson	Intemann	Barnes	Williams	Souza	Summers
at NC State	Price	Harris	Bohanon	Davis	Terry	Campanaro	Intemann	Barnes	Williams	Souza	Summers
at Notre Dame	Price	Harris	Bohanon	Davis	Ragland	Campanaro	Intemann	Barnes	Williams	Souza	Summers
VANDERBILT											

### OFFENSE

	LOU	DE	NG	DE	ROB	MLB	WLB	CB	FS	SS	CB
LIBERTY	Allen	Thompson	Whitlock	Redding	Jackson	Olson	Haynes	Okoro	Marshall	Mack	Johnson
NORTH CAROLINA	Ehrmann	Hazime	Whitlock	Redding	Jackson	Olson	Haynes	Noel	Marshall	Mack	Johnson
at Florida State	Ehrmann	Thompson	Harris	Hazime	Jackson	Olson	Haynes	Noel	Marshall	Mack	Johnson
ARMY	Ehrmann	Thompson	Hazime	Redding	Jackson	Olson	Haynes	Noel	Marshall	Mack	Johnson
DUKE	Ehrmann	Thompson	Harris	Redding	Jackson	Olson	Haynes	Noel	Marshall	Mack	Johnson
at Maryland	Ehrmann	Thompson	Whitlock	Redding	Jackson	Betros	Haynes	Okoro	Marshall	Lowe	Johnson
at Virginia	Ehrmann	Thompson	Whitlock	Hazime	Jackson	Olson	Haynes	Noel	Marshall	Okoro	Johnson
CLEMSON	Jackson	Thompson	Whitlock	Hazime	Ehrmann	Olson	Haynes	Noel	Marshall	Okoro	Johnson
BOSTON COLLEGE	Jackson	Thompson	Harris	Hazime	Ehrmann	Olson	Haynes	Okoro	Marshall	Mack	Johnson
at NC State	Ehrmann	Thompson	Whitlock	Redding	Jackson	Olson	Haynes	Okoro	Marshall	Mack	Johnson
at Notre Dame	Ehrmann	Thompson	Whitlock	Redding	Jackson	Olson	Haynes	Noel	Marshall	Okoro	Johnson
VANDERBILT											

# 2012 DEMON DEACON FOOTBALL

GAME #12 ♦ WAKE FOREST VS. VANDERBILT ♦ NOV. 24, 2012 ♦ BB&T FIELD

## 2012 MISCELLANEOUS STATISTICS

### WAKE FOREST BIG PLAYS (35+ YARDS)

Yards	Play	Opp	Qtr	Player(s)
73*	Pass	Maryland	1	Price to Davis
63*	Rush	Army	3	Harris
60	Punt Return	Virginia	1	L. Jackson
47	Pass	Army	1	Price to Terry
44	Pass	Duke	2	Price to Davis
43	Rush	Clemson	3	Harris
41	Pass	Florida State	3	Price to Ragland
41*	Pass	Army	1	Price to Campanaro
41	Pass	Virginia	2	Price to Terry
39*	Interception Return	Liberty	3	Marshall
39*	Pass	NC State	2	Campanaro to Davis
38	Pass	Liberty	4	Price to Terry
37	Pass	Army	4	Price to Campanaro
37*	Rush	Army	4	Martin
36	Pass	Duke	3	Price to Martin
35	Pass	North Carolina	2	Martin to Terry

\* Play resulted in a touchdown.

### OPPONENT BIG PLAYS (35+ YARDS)

Yards	Play	Opp	Qtr	Player(s)
100*	Kickoff Return	NC State	3	Palmer
80*	Rush	Florida State	2	Thompson
74*	Rush	Florida State	2	Thompson
68*	Rush	Notre Dame	1	Wood
63	Pass	Maryland	4	Hills to Diggs
61*	Pass	Clemson	2	Boyd to Watkins
60*	Punt Return	Florida State	1	Greene
57	Pass	Clemson	1	Boyd to Watkins
56	Pass	Virginia	1	Sims to Smith
52	Pass	Boston College	3	Rettig to Coleman
50	Pass	Clemson	2	Boyd to Watkins
50*	Pass	Notre Dame	1	Golson to Goodman
47	Pass	Liberty	3	Hudson to Gunn
47	Pass	Duke	1	Renfree to Vernon
45	Pass	Army	1	Steelman to Lawrence
43	Rush	Notre Dame	3	Wood
38	Pass	Notre Dame	2	Golson to Eifert
37*	Pass	Liberty	1	Hudson to Dutra
37	Kickoff Return	Army	4	Fraser
37	Pass	Clemson	4	Boyd to Bryant
35	Pass	Duke	1	Renfree to Scott

\* Play resulted in a touchdown.

### THIRD DOWN ATTEMPTS BY DISTANCE

Yards	WFU	Pct.	Opp.	Pct.
1-2	18-33	54.5	28-43	62.5
3-4	10-28	35.7	16-23	69.6
5-9	22-74	29.7	23-53	44.7
10+	6-45	13.3	17-65	24.6
Total	56-180	31.1	84-184	45.7

### FOURTH DOWN ATTEMPTS BY DISTANCE

Yards	WFU	Pct.	Opp.	Pct.
1-2	5-8	62.5	5-8	62.5
3-4	3-5	60.0	1-3	33.3
5-9	0-2	0.0	1-4	25.0
10+	0-1	0.0	0-0	0.0
Total	8-16	50.0	7-15	46.7

### LONGEST CONVERSIONS

	Wake Forest	Opponent	Wake Forest	Opponent
vs. Liberty:	3-10 (2Q)	3-8 (3Q)	None	4-1 (3Q)
vs. North Carolina:	3-16 (1Q)	3-8 (3Q)	None	4-1 (twice)
at Florida State:	3-8 (2Q)	3-10 (2Q)	4-1 (2Q)	None
vs. Army:	3-12 (4Q)	3-12 (3Q)	4-1 (1Q)	4-2 (2Q)
vs. Duke:	3-14 (3Q)	3-27 (1Q)	4-3 (4Q)	None
at Maryland:	3-8 (1Q)	3-8 (2Q)	None	4-1 (1Q)
at Virginia:	3-2 (4Q)	3-3 (1Q)	4-1 (3Q)	None
vs. Clemson:	3-10 (1Q)	3-10 (twice)	None	None
vs. Boston College:	3-9 (1Q)	3-12 (2Q)	4-1 (twice)	4-9 (4Q)
at NC State:	3-12 (2Q)	3-10 (twice)	4-3 (4Q)	4-4 (3Q)
at Notre Dame	3-11 (twice)	3-8 (Q1)	None	None

### WAKE'S LONGEST PLAYS OF THE SEASON

**Rushing:** 63, Josh Harris vs. Army (Sept. 22)  
**Rushing Touchdown:** 63, Josh Harris vs. Army (Sept. 22)  
**Passing:** 73, Tanner Price to Terence Davis at Maryland (Oct. 6)  
**Passing Touchdown:** 73, Tanner Price to Terence Davis at Maryland (Oct. 6)  
**Punt Return:** 60, Lovell Jackson at Virginia (Oct. 20)  
**Kick Return:** 27, Deandre Martin at NC State (Nov. 10)  
**Interception Return:** 39, A.J. Marshall vs. Liberty (Sept. 1)  
**Fumble Return:** 12, Daniel Mack vs. Liberty (Sept. 1)  
**Punt:** 61, Alexander Kinal vs. Clemson (Oct. 25)  
**Field Goal:** 45, Jimmy Newman vs. Duke (Sept. 29)

# 2012 DEMON DEACON FOOTBALL

GAME #12 ♦ WAKE FOREST VS. VANDERBILT ♦ NOV. 24, 2012 ♦ BB&T FIELD


## 2012 PARTICIPATION CHART

Name	GP/GS	LIB	UNC	FSU	ARMY	DUKE	MD	UVA	CLEM	BC	NCSSU	ND	VANDY
Allen, Z	11/1	START	XXX	XXX	XXX	XXX	XXX	XXX	XXX	XXX	XXX	XXX	XXX
Barnes, W	10/10	...	START	START	START	START	START	START	START	START	START	START	START
Betros, S	10/1	...	XXX	XXX	XXX	XXX	START	XXX	XXX	XXX	XXX	XXX	XXX
Bishop, S	11/3	XXX	XXX	XXX	START	XXX	START	START	XXX	XXX	XXX	XXX	XXX
Bohanon, T	11/11	START	START	START	START	START	START	START	START	START	START	START	START
Bolling, D	1/1	START	...	...	...	...	...	...	...	...	...	...	...
Campanaro, M	9/8	START	START	START	START	START	inj	inj	START	XXX	START	START	START
Chase, S	5/3	...	...	XXX	...	XXX	START	START	START	inj	inj	inj	inj
Cherry, B	6/-	...	...	XXX	XXX	...	XXX	XXX	...	...	XXX	XXX	XXX
Chubb, B	11/-	XXX	XXX	XXX	XXX	XXX	XXX	XXX	XXX	XXX	XXX	XXX	XXX
Cross, B	3/-	...	...	XXX	...	...	...	...	...	...	XXX	XXX	XXX
Davis, T	10/7	...	START	XXX	XXX	XXX	START	START	START	START	START	START	START
Ehrmann, J	11/10	XXX	START	START	START	START	START	START	START	START	START	START	START
Ellis, D	11/-	XXX	XXX	XXX	XXX	XXX	XXX	XXX	XXX	XXX	XXX	XXX	XXX
Emert, B	5/-	XXX	...	XXX	XXX	...	XXX	XXX	...	...	...	...	...
Feimster, L	11/-	XXX	XXX	XXX	XXX	XXX	XXX	XXX	XXX	XXX	XXX	XXX	XXX
Floyd, D	6/-	XXX	XXX	XXX	...	...	...	...	...	XXX	XXX	XXX	XXX
Ford, A	6/6	START	START	START	START	START	START	inj	inj	inj	inj	inj	inj
Garcia, J	11/-	XXX	XXX	XXX	XXX	XXX	XXX	XXX	XXX	XXX	XXX	XXX	XXX
Garside, J	7/-	...	...	...	...	XXX	XXX	XXX	XXX	XXX	XXX	XXX	XXX
Gillespie, J	11/-	XXX	XXX	XXX	XXX	XXX	XXX	XXX	XXX	XXX	XXX	XXX	XXX
Goodwin, H	1/-	...	...	...	...	...	...	...	...	...	...	...	XXX
Harris, J	11/11	START	START	START	START	START	START	START	START	START	START	START	START
Harris, T	11/3	XXX	XXX	START	XXX	START	XXX	XXX	XXX	START	XXX	XXX	XXX
Haynes, R	11/11	START	START	START	START	START	START	START	START	START	START	START	START
Hazime, H	11/7	XXX	START	START	START	XXX	XXX	START	START	START	XXX	START	START
Hedlund, C	5/-	...	...	...	...	...	XXX	XXX	XXX	XXX	XXX	...	...
Howard, PJ	2/-	...	...	XXX	...	...	...	...	...	...	...	XXX	...
Idzik, B	1/-	...	...	...	...	...	...	...	...	...	...	...	XXX
Internann, D	10/3	XXX	XXX	XXX	...	XXX	XXX	XXX	XXX	START	START	START	START
Irby, G	10/-	...	XXX	XXX	XXX	XXX	XXX	XXX	XXX	XXX	XXX	XXX	XXX
Jackson, J	11/11	START	START	START	START	START	START	START	START	START	START	START	START
Jackson, L	11/1	XXX	XXX	XXX	XXX	XXX	XXX	XXX	XXX	START	XXX	XXX	XXX
Jackson, T	4/-	XXX	XXX	...	XXX	...	...	...	...	...	...	XXX	XXX
James, M	4/1	START	XXX	XXX	inj	inj	inj	inj	inj	inj	inj	inj	inj
Johnson, K	11/11	START	START	START	START	START	START	START	START	START	START	START	START
Kinal, A	11/-	XXX	XXX	XXX	XXX	XXX	XXX	XXX	XXX	XXX	XXX	XXX	XXX
LaBarbera, J	11/-	XXX	XXX	XXX	XXX	XXX	XXX	XXX	XXX	XXX	XXX	XXX	XXX
Lowe, D	6/1	XXX	XXX	XXX	XXX	XXX	START	...	...	...	...	...	...
Mack, D	9/7	START	START	START	START	START	...	XXX	XXX	START	START	inj	inj
Marshall, AJ	11/11	START	START	START	START	START	START	START	START	START	START	START	START
Martin, D	10/-	XXX	XXX	XXX	XXX	XXX	...	XXX	XXX	XXX	XXX	XXX	XXX
Newman, J	11/-	XXX	XXX	XXX	XXX	XXX	XXX	XXX	XXX	XXX	XXX	XXX	XXX
Noel, M	9/7	...	START	START	START	START	...	START	START	XXX	XXX	START	START
Offor, G	1/-	...	...	XXX	...	...	...	...	...	...	...	...	...
Okoro, C	11/7	START	XXX	XXX	XXX	XXX	START	START	START	START	START	START	START
Olson, M	10/10	START	START	START	START	START	...	START	START	START	START	START	START
Preble, C	1/-	...	...	...	...	...	...	...	...	...	...	...	XXX
Price, T	11/11	START	START	START	START	START	START	START	START	START	START	START	START
Ragland, S	10/6	START	XXX	START	START	START	START	...	XXX	XXX	XXX	START	START
Ramsey, A	9/-	XXX	...	XXX	XXX	...	XXX	XXX	XXX	XXX	XXX	XXX	XXX
Redding, K	11/6	START	START	XXX	START	START	START	XXX	XXX	XXX	START	XXX	XXX
Reynolds, O	9/-	XXX	XXX	XXX	XXX	XXX	XXX	XXX	...	...	XXX	XXX	XXX
Rucker, Q	5/-	XXX	XXX	XXX	...	...	XXX	XXX	...	...	...	...	...
Schlegel, C	10/-	...	XXX	XXX	XXX	XXX	XXX	XXX	XXX	XXX	XXX	XXX	XXX
Sousa, K	2/-	...	...	XXX	...	...	...	...	...	...	...	...	XXX
Souza, F	10/10	START	START	START	START	START	...	START	START	START	START	START	START
Strickland, J	10/-	XXX	...	XXX	XXX	XXX	XXX	XXX	XXX	XXX	XXX	XXX	XXX
Summers, C	11/11	START	START	START	START	START	START	START	START	START	START	START	START
Terry, B	11/7	XXX	START	START	XXX	START	XXX	START	START	START	START	START	XXX
Thompson, P	3/-	...	...	XXX	...	...	...	...	...	...	XXX	XXX	XXX
Thompson, Z	10/10	START	...	START	START	START	START	START	START	START	START	START	START
Vogelsang, D	9/-	XXX	...	XXX	XXX	XXX	XXX	XXX	XXX	XXX	XXX	...	...
Ward, J	10/-	XXX	XXX	XXX	XXX	XXX	XXX	XXX	XXX	...	XXX	XXX	XXX
Whitlock, N	9/7	START	START	...	...	XXX	START	START	START	XXX	START	START	START
Williams, G	11/11	START	START	START	START	START	START	START	START	START	START	START	START
Williams, H	2/-	...	...	...	...	...	...	...	...	...	XXX	XXX	XXX

# 2012 DEMON DEACON FOOTBALL

GAME #12 ♦ WAKE FOREST VS. VANDERBILT ♦ NOV. 24, 2012 ♦ BB&T FIELD

## 2012 GAME RECAPS & BOX SCORES



**GAME 1**  
**WAKE FOREST 20, LIBERTY 17**  
**SEPTEMBER 1, 2012**  
**BB&T FIELD (27,652)**

WINSTON-SALEM, NC - Responding to a second-half deficit to the Liberty Flames, the Deacons tied the season-opening game with A.J. Marshall's interception return, went ahead with a 60-yard touchdown drive and held on for a 20-17 victory.

The 14-7 deficit with five minutes left in the third quarter represented the latest Wake had trailed an FBS member since a 20-16 loss to Appalachian State 12 years and one day earlier. And after taking the lead, the Flames forced a punt and had a chance to add to its bounty until Marshall stepped in front of a Brian Hudson pass intended for D.J. Abnar.

He then judiciously chose his route to the end zone, having decided that a mere interception would not suffice. Marshall took the ball to the house - or at least Deacon Hill - with 4:16 left in the third.

Having secured some momentum, the Deacs claimed their first lead of the night when Tanner Price led the Deacs' best drive.

The surge's biggest play was an unlikely one, a 28-yard strike to the fullback, Tommy Bohanon, that took the ball to the Flame 3. Deandre Martin, a redshirt freshman making his Wake debut, took it in from the 2 and Wake led 20-14.

Liberty drew closer thanks to a 49-yard field goal by John Lunsford with 9:30 to play in the game.

Scoring	1	2	3	4	Total
Liberty	7	0	7	3	17
Wake Forest	0	7	7	6	20

### 1st Quarter

LU – Dutra 37 yrd pass from Hudson (Lunsford kick), 8:01

### 2nd Quarter

WF – Campanaro 31 yrd pass from Price (Newman kick), 7:15

### 3rd Quarter

LU – Holloway 14 yrd pass from Hudson (Lunsford kick), 10:51  
 WF – Marshall 39 yrd interception return (Newman kick), 4:16

### 4th Quarter


WF – Martin 2 yrd run (Wulfbeck pass failed), 13:24  
 LU – Lunsford 49 yrd field goal, 9:39

	LU	WF
FIRST DOWNS	16	14
RUSHES-YARDS (NET)	33-91	38-98
PASSING YDS (NET)	272	195
Passes Att-Comp-Int	40-21-1	28-16-1
TOTAL OFFENSE PLAYS-YARDS	73-363	66-293
Fumble Returns-Yards	0-0	1-12
Punt Returns-Yards	3-11	3-28
Kickoff Returns-Yards	1-23	1-22
Interception Returns-Yards	1-2	1-39
Punts (Number-Avg)	7-40.7	8-36.0
Fumbles-Lost	1-1	2-0
Penalties-Yards	6-30	3-30
Possession Time	28:07	31:53
Third-Down Conversions	7 of 18	7 of 18
Fourth-Down Conversions	1 of 2	0 of 0
Red-Zone Scores-Chances	1-1	1-1
Sacks By: Number-Yards	1-3	2-11

**RUSHING:** LU – Holloway 17-53; Hudson 12-18; Woodrum 2-8; Abnar 1-6; Rice 1-6.  
 WF – Martin 21-74; Price 6-19; Campanaro 2-11; Emert 1-1; Harris 5-0; TEAM 3-minus 7.

**PASSING:** LU – Hudson 20-37-1-263; Woodrum 1-3-0-9. WF – Price 16-28-1-195.

**RECEIVING:** LU – Kelly 6-53; Dutra 4-64; Gunn 3-66; Holloway 3-32; Ferguson 3-19; Gagliardi, 1-21; Henderson 1-17. WF – Campanaro 9-96; Ragland 2-21; Martin 2-13; Terry 1-38; Bohanon 1-28; Jackson 1-minus 1.



**GAME 2**  
**WAKE FOREST 28, NORTH CAROLINA 27**  
**SEPTEMBER 8, 2012**  
**BB&T FIELD (29,526)**

WINSTON-SALEM, NC - Tanner Price authored an 11-play, 93-yard drive and punched in the game-winning touchdown on a 1-yard rush with 4:27 remaining to lead Wake Forest to a 28-27 win over North Carolina in the ACC opener for both teams.

The Deacs' defense, thinned by a string of injuries and challenged by the Tar Heels' fast-paced offense, kept Wake Forest in the game long enough to permit Price, author of a career-best 327-yard passing game, and his teammates to get the win.

The keys were holding the Heels to field goals in two drives and keeping them off the board after the second of the kicks made it 27-21 with 12:50 left. Hazime and his comrades, four of whom were true or redshirt freshmen called into extended service by injuries, disrupted the rhythm of Tar Heels quarterback Bryn Renner just enough to deny the big play on several occasions.

As a result, it was still a six-point game when Wake took over on its own 7 with 6:36 left. Receiver Sherman Ragland III, who played seven days after sustaining a compound fracture to a finger, caught two big passes and Campanaro contributed the last of his baker's dozen in a gradual and eventually decisive march.

Scoring	1	2	3	4	Total
North Carolina	7	7	10	3	27
Wake Forest	7	14	0	7	20

### 1st Quarter

NC – Ebron 6 yrd pass from Renner (Barth kick), 5:49  
 WF – Price 2 yrd run (Newman kick), 0:02

### 2nd Quarter

NC – Blue 1 yrd run (Barth kick), 10:05  
 WF – Martin 4 yrd run (Newman kick), 6:07  
 WF – Harris 6 yrd run (Newman kick), 4:31

### 3rd Quarter

NC – Morris 4 yrd run (Barth kick), 4:45  
 NC – Barth 25 yrd field goal, 2:50

### 4th Quarter

NC – Barth 30 yrd field goal, 12:50  
 WF – Price 1 yrd run (Newman kick), 2:09

	NC	WF
FIRST DOWNS	22	24
RUSHES-YARDS (NET)	42-157	34-64
PASSING YDS (NET)	271	362
Passes Att-Comp-Int	40-23-1	39-28-1
TOTAL OFFENSE PLAYS-YARDS	82-428	73-426
Punt Returns-Yards	3-28	1-3
Kickoff Returns-Yards	1-21	4-76
Interception Returns-Yards	1-16	1-1
Punts (Number-Avg)	5-47.0	7-42.9
Fumbles-Lost	1-1	0-0
Penalties-Yards	8-87	8-55
Possession Time	27:04	32:56
Third-Down Conversions	7 of 18	4 of 12
Fourth-Down Conversions	2 of 3	0 of 0
Red-Zone Scores-Chances	5-5	4-4
Sacks By: Number-Yards	1-6	2-15

**RUSHING:** NC – Blue 19-106; Morris 14-70; Renner 9-minus 19. WF – Harris 21-40; Martin 4-13; Campanaro 1-9; Price 7-5; Davis 1-minus 3.

**PASSING:** NC – Renner 23-39-1-271; TEAM 0-1-0-0. WF – Price 27-38-1-327; Martin 1-1-0-35.

**RECEIVING:** NC – Highsmith 5-71; McNeill 5-38; Tapley 4-59; Ebron 4-55; Tabb 2-24; Davis 1-14; Boyd 1-7; Blue 1-3. NC – Campanaro 13-164; Terry 4-87; Davis 3-33; Bohanon 3-28; Harris 3-8; Ragland 2-42.

# 2012 DEMON DEACON FOOTBALL

GAME #12 ♦ WAKE FOREST VS. VANDERBILT ♦ NOV. 24, 2012 ♦ BB&T FIELD

## 2012 GAME RECAPS & BOX SCORES



**GAME 3**  
**#5/6 FLORIDA ST. 52, WAKE FOREST 0**  
**SEPTEMBER 15, 2012**  
**DOAK CAMPBELL STADIUM (68,833)**

TALLAHASSEE, Fla. - Florida State's Chris Thompson exploded for 197 yards and two touchdowns in the first half to help lead the No. 5 Seminoles past Wake Forest 52-0 on Saturday at Doak Campbell Stadium in Tallahassee, Fla.

The loss was the first of the season for the Demon Deacons who moved to 2-1 (1-1 ACC). The Seminoles stayed perfect on the year, improving to 3-0 (1-0 ACC). It was Wake Forest's first time being shutout since its last trip to Tallahassee in 2010.

E.J. Manuel completed 15-of-24 passes for 176 yards and two touchdowns for the Seminoles and also rushed for 48 yards and another score.

Junior Tanner Price had a tough day behind center for the Demon Deacons, completing only 8-of-22 passes for 82 yards - both totals the lowest since his freshman season. Josh Harris rushed 15 times for 51 yards, and Sherman Ragland III caught two passes for 48 yards.

Brandon Chubb led Wake Forest with seven tackles. Kris Redding made four tackles, including two sacks, and forced a fumble that was recovered by freshman Tylor Harris, who was making his first career start. Harris is the 11th true freshman to start a game under Grobe.

Scoring	1	2	3	4	Total
Wake Forest	0	0	0	0	0
Florida State	14	24	7	7	52

### 1st Quarter

FS - Manuel 16 yrd run (Hopkins kick), 4:28  
 FS - Greene 60 yrd punt return (Hopkins kick), 2:45

### 2nd Quarter

FS - Thompson 74 yrd run (Hopkins kick), 12:52  
 FS - Thompson 80 yrd run (Hopkins kick), 9:42  
 FS - Hopkins 19 yrd field goal, 4:37  
 FS - Smith 20 yrd pass pass from Manuel (Hopkins kick), 0:14

### 3rd Quarter

FS - Shaw 17 yrd pass from Manuel (Hopkins kick), 0:44

### 4th Quarter


FS - Smiley 18 yrd run (Hopkins kick), 12:21

	WF	FS
FIRST DOWNS	7	27
RUSHES-YARDS (NET)	35-43	45-385
PASSING YDS (NET)	83	227
Passes Att-Comp-Int	24-10-0	28-19-0
TOTAL OFFENSE PLAYS-YARDS	59-126	73-612
Punt Returns-Yards	0-0	5-89
Kickoff Returns-Yards	7-102	0-0
Interception Returns-Yards	0-0	0-0
Punts (Number-Avg)	13-40.0	4-42.0
Fumbles-Lost	1-0	1-1
Penalties-Yards	3-20	5-48
Possession Time	29:19	30:41
Third-Down Conversions	1 of 16	6 of 13
Fourth-Down Conversions	1 of 2	0 of 1
Red-Zone Scores-Chances	0-0	5-6
Sacks By: Number-Yards	3-13	4-26

**RUSHING:** WF - Harris 15-51; Martin 8-14; Campanaro 1-3; Ragland 1-0; Sousa 2-minus 1; TEAM 1-minus 2; Reynolds 2-minus 3; Price 5-minus 19. FS - Thompson 9-197; Wilder 16-94; Manuel 8-48; Smiley 4-30; Freeman 6-14; Pryor 2-2.

**PASSING:** WF - Price 8-22-0-82; Cross 1-1-0-minus 2; Thompson 1-1-0-3; Martin 0-0-0-0. FS - Manuel 5-24-0-176; Trickett 3-3-0-41; Coker 1-1-0-10.

**RECEIVING:** WF - Ragland 2-48; Harris 2-10; Campanaro 2-8; Davis 1-9; Terry 1-7; James 1-3; Martin 1-minus 2. FS - Benjamin 4-44; Shaw, 3-32; Greene 2-30; Pryor 2-30; Thompson 2-23; Smith 1-20; Haggins 1-11; O'Leary 1-11; Green 1-10; Wilder 1-9; Freeman 1-7.



**GAME 4**  
**WAKE FOREST 49, ARMY 37**  
**SEPTEMBER 22, 2012**  
**BB&T FIELD (30,207)**

WINSTON-SALEM, N.C. - Wake Forest chalked up 517 yards of offense, with 296 of them coming on the ground, to run past Army 49-37 in an offensive shootout at BB&T Field.

The Demon Deacons knew that they would have to score points to beat the high-powered Army triple option, and score they did as Michael Campanaro recorded three total touchdowns, and Josh Harris and Deandre Martin rushed for two touchdowns apiece.

Harris (129 yards) and Martin (115) yards both went over 100 yards on the ground, and Campanaro caught 12 passes for 153 yards to give Wake Forest two 100-yard rushers and a 100-yard receiver for only the second time in school history and the first since 1988.

Tanner Price completed 15-of-24 passes for 221 yards and two touchdowns, both of them to Campanaro.

Scoring	1	2	3	4	Total
Army	13	10	14	0	37
Wake Forest	14	7	21	7	49

### 1st Quarter

ARMY - Steelman 2 yrd run (Grochowski kick blocked), 11:40  
 WF - Campanaro 4 yrd run (Newman kick), 7:34  
 ARMY - Dixon 12 yrd run (Grochowski kick), 4:23  
 WF - Campanaro 41 yrd pass from Price (Newman kick), 0:51

### 2nd Quarter

ARMY - Steelman 1 yrd run (Grochowski kick), 11:41  
 WF - Campanaro 7 yrd pass from Price (Newman kick), 4:29  
 ARMY - Grochowski 21 yrd field goal, 0:00

### 3rd Quarter

WF - Harris 19 yrd run (Newman kick), 12:05  
 WF - Martin 10 yrd run (Newman kick), 10:14  
 ARMY - Steelman 2 yrd run (Grochowski kick), 6:31  
 WF - Harris 63 yrd run (Newman kick), 5:19  
 ARMY - Maples 13 yrd pass from Steelman (Grochowski kick), 2:07

### 4th Quarter

WF - Martin 37 yrd run (Newman kick), 2:50

	ARMY	WF
FIRST DOWNS	27	25
RUSHES-YARDS (NET)	77-429	38-296
PASSING YDS (NET)	77	221
Passes Att-Comp-Int	6-3-0	24-15-0
TOTAL OFFENSE PLAYS-YARDS	83-506	62-517
Fumble Returns-Yards	0-0	0-0
Punt Returns-Yards	1-5	2-12
Kickoff Returns-Yards	3-85	1-18
Interception Returns-Yards	0-0	0-0
Punts (Number-Avg)	2-40.0	3-37.3
Fumbles-Lost	2-1	0-0
Penalties-Yards	2-18	4-34
Possession Time	33:26	26:34
Third-Down Conversions	11 of 17	6 of 11
Fourth-Down Conversions	2 of 4	1 of 1
Red-Zone Scores-Chances	6-6	4-4
Sacks By: Number-Yards	1-1	1-1

**RUSHING:** ARMY - Maples 15-140; Dixon 21-112; Steelman 22-82; Brown 12-79; Santiago 5-10; Fraser 2-6. WF - Harris 12-129; Martin 13-115; Campanaro 5-31; Price 5-26; TEAM 3-minus 5

**PASSING:** ARMY - Steelman 3-4-0-77; Santiago 0-2-0-0. WF - Price 15-24-0-221.

**RECEIVING:** ARMY - Lawrence 1-45; Brown 1-19; Maples 1-13. WF - Campanaro 12-153; Terry 1-47; Bishop 1-13; Davis 1-8

# 2012 DEMON DEACON FOOTBALL

GAME #12 ♦ WAKE FOREST VS. VANDERBILT ♦ NOV. 24, 2012 ♦ BB&T FIELD

## 2012 GAME RECAPS & BOX SCORES



**GAME 5**  
**DUKE 34, WAKE FOREST 27**  
**SEPTEMBER 29, 2012**  
**BB&T FIELD (28,743)**

WINSTON-SALEM, N.C (AP) - Backup quarterback Anthony Boone scored on a 4-yard touchdown run with 11:35 left, and Duke beat Wake Forest 34-27 on Saturday for its first win in the series since 1999.

Tanner Price finished 19 of 38 for 230 yards with two touchdowns for the Demon Deacons (3-2, 1-2), but his fumble inside the Wake Forest 10 set up Duke's winning drive. Two plays after Jordan DeWalt-Ondijo forced the fumble,

Boone took a bootleg in for the go-ahead touchdown.

Price hit Tommy Bohanon with a 4-yard touchdown pass with 42 seconds left to pull the Demon Deacons within seven points, but Conner Vernon sealed the win by recovering the ensuing onside kick.

Desmond Scott finished with 11 catches for 134 yards for the Blue Devils, who snapped an 12-game losing streak in the series.

Scoring	1	2	3	4	Total
Duke	10	3	7	14	34
Wake Forest	7	3	10	7	27

### 1st Quarter

DU – Martin 35 yrd field goal, 10:28  
 WF – Martin 4 yrd run (Newman kick), 5:16  
 DU – Connette 2 yrd run (Martin kick), 0:06

### 2nd Quarter

DU – Martin 22 yrd field goal, 10:20  
 WF – Newman 45 yrd field goal, 6:49

### 3rd Quarter

DU – Connette 4 yrd run (Martin kick), 9:12  
 WF – Bohanon 34 yrd pass from Price (Newman kick), 2:26  
 WF – Newman 28 yrd field goal, 0:17

### 4th Quarter


DU – Boone 4 yrd run (Martin kick), 11:35  
 DU – Duncan 17 yrd run (Martin kick), 2:50  
 WF – Bohanon 4 yrd pass (Newman kick), 0:42

	DU	WF
FIRST DOWNS	22	17
RUSHES-YARDS (NET)	36-123	35-167
PASSING YDS (NET)	258	230
Passes Att-Comp-Int	40-30-1	38-19-2
TOTAL OFFENSE PLAYS-YARDS	76-381	73-397
Punt Returns-Yards	1-3	1-12
Kickoff Returns-Yards	2-50	3-55
Interception Returns-Yards	2-20	1-3
Punts (Number-Avg)	5-45.0	4-42.8
Fumbles-Lost	0-0	3-2
Penalties-Yards	7-60	2-19
Possession Time	33:08	26:52
Third-Down Conversions	10 of 17	7 of 17
Fourth-Down Conversions	0 of 0	2 of 2
Red-Zone Scores-Chances	6-6	4-4
Sacks By: Number-Yards	2-13	1-9

**RUSHING:** DU – Duncan 11-56; Snead 6-32; Thompson 8-29; Boone 3-10; Connette 4-9; Vernon 1-2; TEAM 1-minus 2; Renfree 2-minus 13. WF – Harris 17-84; Martin 11-63; Price 6-11; Campanaro 1-9.

**PASSING:** DU – Renfree 22-28-1-204; Boone 8-11-0-54; Connette 0-1-0-0. WF – Price 19-38-2-230

**RECEIVING:** DU – Scott 11-134; Vernon 5-62; Crowder 5-10; Duncan 3-23; Blakeney 3-20; Thompson 3-9. WF – Davis 6-100; Bohanon 3-41; Ragland 3-28; Terry 2-12; Campanaro 2-8; Martin 1-36; Bishop 1-5; Harris 1-0.



**GAME 6**  
**MARYLAND 19, WAKE FOREST 14**  
**OCTOBER 6, 2012**  
**BYRD STADIUM (40,391)**

COLLEGE PARK, Md. (AP) - Freshman Stefon Diggs took a short pass 63 yards to set up a 1-yard touchdown run by Justus Pickett with 5:37 left, and Maryland opened the Atlantic Coast Conference portion of its schedule with a 19-14 win over Wake Forest on Saturday.

The Terrapins (3-2, 1-0) snapped a two-game skid and surpassed their victory total from 2011, when they went 2-10 in coach Randy Edsall's first season. Maryland also

matched its win total in the ACC of last season.

Wake Forest (3-3, 1-3) led 14-13 when the Terrapins gained possession at their own 41 in the fourth. After a first-down sack, true freshman Perry Hills connected with Diggs on the right flat, and the fleet-footed wide receiver cut down the sideline behind several good blocks before being tackled at the 3. On third down, Pickett carried it in.

Diggs' play made up for a fumbled punt that led to the Demon Deacons' second touchdown. He finished with five catches for 105 yards.

Hills went 14 for 25 for 191 yards to help Maryland avenge a 31-10 defeat at Wake Forest last year. The Terrapins won despite committing three turnovers and being flagged for eight penalties.

Scoring	1	2	3	4	Total
Wake Forest	7	0	7	0	14
Maryland	6	7	0	6	19

### 1st Quarter

WF – Davis 73 yrd pass from Price (Newman kick), 14:07  
 MD – Craddock 49 yrd field goal, 10:17  
 MD – Craddock 52 yrd field goal, 1:47

### 2nd Quarter

MD – Dorsey 33 yrd pass from Hills (Craddock kick)

### 3rd Quarter

WF – Bohanon 7 yrd pass from Price (Hedlund kick), 7:06

### 4th Quarter

MD – Pickett 1 yrd run (Craddock kick failed), 5:37

	WF	MD
FIRST DOWNS	11	12
RUSHES-YARDS (NET)	29-71	43-53
PASSING YDS (NET)	170	191
Passes Att-Comp-Int	38-13-0	25-14-1
TOTAL OFFENSE PLAYS-YARDS	67-241	68-244
Fumble Returns-Yards	0-0	0-0
Punt Returns-Yards	3-35	4-20
Kickoff Returns-Yards	2-26	1-0
Interception Returns-Yards	1-0	0-0
Punts (Number-Avg)	8-36.8	7-35.7
Fumbles-Lost	3-2	4-2
Penalties-Yards	6-54	8-55
Possession Time	24:12	35:48
Third-Down Conversions	5 of 18	5 of 18
Fourth-Down Conversions	0 of 2	1 of 2
Red-Zone Scores-Chances	1-3	1-2
Sacks By: Number-Yards	3-26	3-21

**RUSHING:** WF – Harris 18-73; Jackson 1-4; Davis 1-3; Reynolds 1-minus 1; Price 8-minus 8. MD – Brown 10-23; Pickett 10-21; Reid 5-7; Diggs 1-7; Ross 5-1; TEAM 1-minus 1; Hills 11-minus 5.


**PASSING:** WF – Price 13-38-0-170. MD – Hills 14-25-1-191.

**RECEIVING:** WF – Davis 7-130; Terry 2-26; Jackson 1-8; Bohanon 1-7; Ragland 1-1; Irby 1-minus 2. MD – Diggs 5-105; Pickett 4-25; Furstenburg 2-15; W.Brown 2-13; Dorsey 1-33.

# 2012 DEMON DEACON FOOTBALL

GAME #12 ♦ WAKE FOREST VS. VANDERBILT ♦ NOV. 24, 2012 ♦ BB&T FIELD

## 2012 GAME RECAPS & BOX SCORES



**GAME 7**  
**WAKE FOREST 16, VIRGINIA 10**  
**OCTOBER 20, 2012**  
**SCOTT STADIUM (41,167)**

CHARLOTTESVILLE, Va. - A running back threw passes, a quarterback caught them and a new kicker connected on three field goals Saturday afternoon. Wake Forest had one scoring drive of six seconds, another of 17 ticks on the clock, a third that required 10 plays to cover 30 yards and an Australian punter to flip field position when the offense fell short.

Unconventional? Sure. But unconventional and its cousin, inventive, are better than weird, which is what they call you when you do all that stuff and lose. And backed by the changes, the Demon Deacons held off Virginia 16-10 to snap a three-game ACC losing streak and get their season back on course.

The Demon Deacons prevailed by committing no turnovers and forcing three, the last of which came when the Cavaliers' Khalek Shepherd fumbled one of Alexander Kinal's cloud-brushing punts with 1:59 left. Wake Forest won with 213 yards of total offense, its lowest total in an ACC victory since the Deacons mustered 191 yards in a 3-0 win at North Carolina at Oct. 22, 1966.

True freshman Tylor Harris helped secure the victory with a third-down sack of Virginia quarterback Phillip Sims with three minutes left. Harris was subbing for Nikita Whitlock, ineligible on the play because he had lost his helmet while making a tackle for loss on the previous snap.

Scoring	1	2	3	4	Total
Wake Forest	7	3	6	0	16
Virginia	0	7	3	0	10

### 1st Quarter

WF – Harris 16 yrd run (Hedlund kick), 12:02

### 2nd Quarter

VA – Smith 14 yrd pass from Sims (Frye kick), 0:20

WF – Hedlund 22 yrd field goal, 0:03

### 3rd Quarter

WF – Hedlund 44 yrd field goal, 11:47

WF – Hedlund 24 yrd field goal, 4:15

VA – Frye 30 yrd field goal, 0:43

### 4th Quarter


No scoring plays

	WF	VA
FIRST DOWNS	12	15
RUSHES-YARDS (NET)	41-105	32-48
PASSING YDS (NET)	108	253
Passes Att-Comp-Int	21-8-0	39-22-1
TOTAL OFFENSE PLAYS-YARDS	62-213	71-301
Fumble Returns-Yards	0-0	0-0
Punt Returns-Yards	3-54	4-29
Kickoff Returns-Yards	2-39	4-62
Interception Returns-Yards	1-0	0-0
Punts (Number-Avg)	10-44.5	8-40.4
Fumbles-Lost	0-0	5-2
Penalties-Yards	3-21	5-40
Possession Time	30:04	29:56
Third-Down Conversions	1 of 15	8 of 20
Fourth-Down Conversions	1 of 1	0 of 0
Red-Zone Scores-Chances	3-3	2-2
Sacks By: Number-Yards	3-24	1-9

**RUSHING:** WF – Harris 4-55; Price 12-24; Martin 8-20; Jackson 3-15; Reynolds 1-minus 3; TEAM 3-minus 6. VA – Parks 10-28; Sims 8-17; Jones 7-4; Richardson 6-1; TEAM 1-minus 2.

**PASSING:** WF –Price, T 7-19-0-102; Martin, D 1-2-0-6. VA – Sims 22-39-1-253.

**RECEIVING:** WF – Jackson 3-37; Terry 1-41; Harris 1-11; Bohanon 1-10; Price 1-6; Davis 1-3. VA – Jones 5-30; Smith 4-79; Scott 4-35; Jennings 3-37; Mathis 2-21; McGee 1-31; Phillips 1-9; Parks 1-6; Terrell 1-5.



**GAME 8**  
**#14/13 CLEMSON 42, WAKE FOREST 13**  
**OCTOBER 25, 2012**  
**BB&T FIELD (31,162)**

WINSTON-SALEM, N.C. - Quarterback Tajh Boyd threw touchdown passes to five teammates in the first half as Clemson took down Wake Forest 42-13 in a Thursday night game.

The game did mark the return - at least a week before projections - of wide receiver Michael Campanaro, the Deacs' most versatile and valuable offensive weapon. Campanaro, who suffered a broken hand in last month's loss to Duke, caught six passes for 52 yards against the Tigers.

The Deacs hung with the Tigers for a quarter, but Clemson began to distance itself with a play to which it has become accustomed. On third down and 10 from his 39, Boyd dropped back, benefited from blitz pick-up and found Sammy Watkins along the left sideline. Watkins hauled in the pass, made two Deacons miss and proceeded all the way into the end zone to make it 14-0.

Down 35-0, the Demon Deacons sought to get back into it. Tanner Price found Tommy Bohanon for a TD with 12 seconds left in the first half and again midway through the third quarter.

Scoring	1	2	3	4	Total
Clemson	7	28	0	7	42
Wake Forest	0	7	6	0	13

### 1st Quarter

CU – Ford 9 yrd pass from Boyd (Catanzaro kick), 4:03

### 2nd Quarter

CU – Watkins 61 yrd pass from Boyd (Catanzaro kick), 11:49

CU – Cooper 12 yrd pass from Boyd (Catanzaro kick), 8:36

CU – Hopkins 12 yrd pass from Boyd (Catanzaro kick), 3:56

CU – Peake 2 yrd pass from Boyd (Catanzaro kick), 1:18

WF – Bohanon 8 yrd pass from Price (Hedlund kick), 0:12

### 3rd Quarter

WF – Bohanon 18 yrd pass from Price (Hedlund kick), 7:45

### 4th Quarter

CU – Howard 1 yrd run (Lakip kick), 8:44

	CU	WF
FIRST DOWNS	26	19
RUSHES-YARDS (NET)	45-101	28-51
PASSING YDS (NET)	433	239
Passes Att-Comp-Int	40-29-0	45-28-0
TOTAL OFFENSE PLAYS-YARDS	85-534	73-290
Punt Returns-Yards	3-4	1-1
Kickoff Returns-Yards	1-14	2-29
Interception Returns-Yards	0-0	0-0
Punts (Number-Avg)	6-35.5	10-41.9
Fumbles-Lost	1-0	4-1
Penalties-Yards	9-79	4-37
Possession Time	31:02	28:58
Third-Down Conversions	10 of 17	6 of 18
Fourth-Down Conversions	0 of 0	0 of 1
Red-Zone Scores-Chances	5-6	2-2
Sacks By: Number-Yards	5-33	3-36

**RUSHING:** CU – Ellington 15-61; Boyd 16-27; Howard 4-6; Peake 1-4; Mcdowell 5-4; S. Watkins 1-4; Team 3-minus 5. WF – Harris 10-76; Campanaro 2-12; Martin 8-9; Price 8-minus 46.


**PASSING:** CU –Boyd 27-38-0-428; Stoudt 2-2-0-5. WF – Price 27-44-0-232; Martin 1-1-0-7.

**RECEIVING:** WF – Watkins 8-202; Hopkins 6-64; Bryant 3-82; Brown 3-40; Ford 2-17; Ellington 2-5; Cooper 1-12; Porter 1-9; Humphries 1-4; Peake 1-2; Rodriguez 1-minus 4. WF – Davis 7-84; Campanaro 6-52; Harris 5-19; Bohanon 3-29; Jackson 2-21; Martin 2-13; Bishop 1-8; Price 1-7; Ragland 1-6.

# 2012 DEMON DEACON FOOTBALL

GAME #12 ♦ WAKE FOREST VS. VANDERBILT ♦ NOV. 24, 2012 ♦ BB&T FIELD

## 2012 GAME RECAPS & BOX SCORES



**GAME 9**  
**WAKE FOREST 28, BOSTON COLLEGE 14**  
**NOVEMBER 3, 2012**  
**BB&T FIELD (28,963)**

WINSTON-SALEM, N.C. - Using the forward pass as a de facto running play, the Demon Deacons turned back Boston College 28-14 in statistically improbable fashion. Michael Campanaro, in his first fully healthy performance in six weeks, tied an ACC record with 16 catches, three of which were good for first-half touchdowns, and the defense forced four turnovers to improve to 5-4 overall and 3-4 in the ACC, one win short of bowl eligibility with three games left.

Tanner Price became only the third FBS quarterback since the start of the 2000 season to complete 39 or more passes for fewer than 300 yards in a game. His total of 39 connections is the highest by any Deacon since Rusty LaRue had three such games in 1995, and it was the result of film study and unique game-planning by offensive coordinator Steed Lobotzke and assistants Lonnie Galloway and Tom Elrod.

Of Price's completions, only nine gained more than 10 yards and only one, a 27-yard TD to Campanaro, exceeded 16. The Deacs chucked it around BB&T Field 20 times in the first quarter alone.

But that wasn't the full story. With the Deacs up 28-14 early in the fourth quarter, Boston College had third and goal on the Wake Forest 2. Deacon linebacker Joey Ehrmann submarined David Dudeck for a loss to the 4 on third down, and Justin Jackson got Dudeck for no gain on a fourth-down sweep.

Scoring	1	2	3	4	Total
Boston College	0	7	7	0	14
Wake Forest	14	7	7	0	28

### 1st Quarter

WF – Campanaro 5 yrd pass from Price (Hedlund kick), 7:39  
 WF – Campanaro 27 yrd pass from Price (Hedlund kick), 1:13

### 2nd Quarter

BC – Amidon 16 yrd pass from Rettig (Freese kick), 5:25  
 WF – Campanaro 16 yrd pass from Price (Hedlund kick), 0:54

### 3rd Quarter

BC – Pantale 12 yrd pass from Swigert (Freese kick), 8:35  
 WF – Harris 23 yrd run (Hedlund kick), 2:36

### 4th Quarter


No scoring plays

	BC	WF
FIRST DOWNS	22	22
RUSHES-YARDS (NET)	21-12	32-116
PASSING YDS (NET)	369	293
Passes Att-Comp-Int	51-30-3	57-39-1
TOTAL OFFENSE PLAYS-YARDS	72-381	89-409
Punt Returns-Yards	2-19	1-12
Kickoff Returns-Yards	1-17	2-22
Interception Returns-Yards	1-13	3-2
Punts (Number-Avg)	2-50.0	5-37.6
Fumbles-Lost	3-1	3-0
Penalties-Yards	4-26	9-76
Possession Time	25:14	34:46
Third-Down Conversions	4 of 12	13 of 22
Fourth-Down Conversions	1 of 4	2 of 4
Red-Zone Scores-Chances	2-4	2-2
Sacks By: Number-Yards	0-0	3-21

**RUSHING:** BC – Dudeck 14-32; Williams 4-0; Rettig 3-minus 20. WF – Harris 17-84; Martin D 8-22; Price 4-17; Jackson 1-minus 1; Campanaro 2-minus 6.

**PASSING:** BC – Rettig 29-49-3-357; Team 0-1-0-0; Swigert 1-1-0-12. WF – Price 39-57-1-293.

**RECEIVING:** BC – Amidon 10-130; Coleman 7-97; Swigert 4-56; Pantale 4-37; Evans 3-26; Jackson 1-13; Dudeck 1-10. WF – Campanaro 16-123; Davis 7-62; Bohanon 6-35; Ragland 4-39; Harris 3-13; Terry 1-10; Jackson 1-7; Martin 1-4.



**GAME 10**  
**NC STATE 37, WAKE FOREST 6**  
**NOVEMBER 10, 2012**  
**CARTER-FINLEY STADIUM (52,567)**

RALEIGH, N.C. - NC State scored the first 17 points of the game en route to a 37-6 victory over Wake Forest on Saturday night at Carter-Finley Stadium.

The Demon Deacons got on the board in the second quarter on a 39-yard pass from Michael Campanaro to Terence Davis, but that would be Wake Forest's only score of the game.

Chibuikem Okoro gave the Demon Deacons excellent field position when he made a diving interception at the Wolfpack 39-yard line, setting up the Wake Forest touchdown. The score took just one play, as Tanner Price threw a backwards screen pass to Campanaro, and he found Davis wide open for the 39-yard strike. The PAT was no good, making the score 17-6 for the remainder of the first half.

Campanaro also caught a team-high five passes on the day but gained just 14 yards. After catching 16 balls last weekend against Boston College, he now has a new school record for most catches in back-to-back games at 21.

Davis ended with 66 yards receiving on four catches, while Sherman Ragland III also caught four passes for 35 yards. Tanner Price ended the game 18-for-33 with 113 yards and an interception.

Scoring	1	2	3	4	Total
Wake Forest	0	6	0	0	6
NC State	17	0	17	2	37

### 1st Quarter

ST – Creecy 1 yrd run (Sade kick), 11:19  
 ST – Sade 38 yrd field goal, 5:54  
 ST – Winkles 5 yrd pass from Glennon (Sade kick), 0:37

### 2nd Quarter

WF – Davis 39 yrd pass from Campanaro (Team kick failed), 10:33

### 3rd Quarter

ST – Palmer 100 yrd kickoff return (Sade kick)  
 ST – Watson 26 yrd pass from Glennon (Sade kick), 9:23  
 ST – Sade 49 yrd field goal, 7:51

### 4th Quarter

ST – Sade 35 yrd field goal, 14:15

	WF	ST
FIRST DOWNS	9	26
RUSHES-YARDS (NET)	23-16	51-170
PASSING YDS (NET)	169	258
Passes Att-Comp-Int	40-22-1	43-25-1
TOTAL OFFENSE PLAYS-YARDS	63-185	94-428
Fumble Returns-Yards	0-0	1-0
Punt Returns-Yards	0-0	7-74
Kickoff Returns-Yards	4-74	2-126
Interception Returns-Yards	1-0	1-0
Punts (Number-Avg)	12-43.3	5-39.2
Fumbles-Lost	2-1	2-1
Penalties-Yards	4-45	3-15
Possession Time	23:46	36:14
Third-Down Conversions	2 of 17	9 of 21
Fourth-Down Conversions	1 of 2	1 of 1
Red-Zone Scores-Chances	0-0	4-6
Sacks By: Number-Yards	2-14	5-38

**RUSHING:** WF – Martin 7-41; Harris 7-15; Reynolds 1-1; TEAM 1-minus 2; Price 7-minus 39. ST – Thornton 27-110; Creecy 14-36; Stocker 3-32; Hall 2-9; Barnes 2-0; TEAM 1-minus 3; Glennon 2-minus 14.


**PASSING:** WF – Price 18-33-1-113; Thompson 3-4-0-17; Cross 0-2-0-0; Campanaro 1-1-0-39. WF – Glennon 25-41-1-258; TEAM 0-1-0-0; Stocker 0-1-0-0.

**RECEIVING:** WF – Campanaro 5-14; Davis 4-66; Ragland 4-35; Harris 3-22; Bohanon 2-14; Reynolds 2-minus 4; Terry 1-19; Martin 1-3. ST – Underwood 8-76; Palmer 7-63; Carter 2-44; Watson 2-33; Payton 2-17; Hegedus 1-12; Thornton 1-12; Winkles 1-5; Creecy 1-minus 4.

# 2012 DEMON DEACON FOOTBALL

GAME #12 ♦ WAKE FOREST VS. VANDERBILT ♦ NOV. 24, 2012 ♦ BB&T FIELD

## 2012 GAME RECAPS & BOX SCORES



### GAME 11

#3/3 NOTRE DAME 38, WAKE FOREST 0  
 NOVEMBER 17, 2012  
 NOTRE DAME STADIUM (80,795)

SOUTH BEND, Ind. - Everett Golson threw touchdown passes of 50, 34 and 2 yards, Cierre Wood scored on a 68-yard run and third-ranked Notre Dame beat Wake Forest 38-0 Saturday to finish the season undefeated at home for the first time since 1998 and keep its national championship hopes alive.

The Fighting Irish improved to 11-0 for the first time since 1989 and need to beat Southern California to finish a regular season undefeated for the first time since 1988, the last time they won a national championship. The Demon Deacons (5-6) fell to 1-33 all-time against top 5 teams.

The victory virtually assures the Irish of a berth in a BCS game. The Irish need to beat USC and likely need either No. 1 Oregon or No. 2 Kansas State to lose to slip into the BCS title game.

But Notre Dame players and coaches have said all along they are focused only on what they can control, and on Saturday they were in total control of Wake Forest. The Irish hadn't scored more than 20 points at home in regulation all season, but had 31 points at halftime behind Golson's 317 yards passing - which was 28 yards more than the season-high he had against Purdue.

Scoring	1	2	3	4	Total
Wake Forest	0	0	0	0	0
Notre Dame	21	10	7	0	38

#### 1st Quarter

ND – Wood 68 yrd run (Brindza kick), 13:15  
 ND – Eifert 2 yrd pass (Brindza kick), 9:10  
 ND – Goodman 50 yrd pass from Golson, 4:28

#### 2nd Quarter

ND – Jones 34 yrd pass from Golson (Brindza kick), 6:17  
 ND – Brindza 25 yrd field goal, 1:34

#### 3rd Quarter

ND – Atkinson 9 yrd run (Brindza kick), 3:30

#### 4th Quarter

No scoring plays

	WF	ND
FIRST DOWNS	9	23
RUSHES-YARDS (NET)	25-55	30-221
PASSING YDS (NET)	154	363
Passes Att-Comp-Int	35-23-0	36-22-1
TOTAL OFFENSE PLAYS-YARDS	60-209	66-584
Punt Returns-Yards	0-0	4-13
Kickoff Returns-Yards	6-106	1-17
Interception Returns-Yards	1-0	0-0
Punts (Number-Avg)	10-38.8	4-36.8
Fumbles-Lost	2-1	0-0
Penalties-Yards	3-28	5-31
Possession Time	30:31	29:29
Third-Down Conversions	4 of 15	7 of 13
Fourth-Down Conversions	0 of 1	0 of 0
Red-Zone Scores-Chances	0-0	3-3
Sacks By: Number-Yards	0-0	1-9

**RUSHING:** WF – Martin 16-41; Jackson 6-24; Harris 1-1; Thompson 1-minus 2; Price 1-minus 9. ND – Wood 11-150; Atkinson 7-34; Riddick 6-20; Mcdaniel 3-11; Hendrix 1-7; Golson 1-0; Team 1-minus 1.

**PASSING:** WF – Price 22-33-0-153; Thompson 1-1-0-1; Cross 0-1-0-0. ND – Golson 20-30-1-346; Rees 2-5-0-17; Hendrix 0-1-0-0

**RECEIVING:** WF – Campanaro 6-47; Martin 6-34; Ragland 3-21; Davis 2-17; Bohanon 2-11; Jackson 2-10; Harris 1-13; Jackson 1-1. ND – Jones 6-97; Eifert 6-85; Riddick 3-58; Goodman 2-59; Toma 2-37; Koyack 1-11; Smith, D. 1-10; Brown, C. 1-6.

# 2012 DEMON DEACON FOOTBALL

GAME #12 ♦ WAKE FOREST VS. VANDERBILT ♦ NOV. 24, 2012 ♦ BB&T FIELD

## THE LAST TIME...

### A kickoff was returned for a touchdown:

WAKE: Kevin Marion vs. UNC, Oct. 27, 2007 (98 yds)  
OPP: Tobais Palmer, at NC State, Nov. 10, 2012 (100 yds)

### A punt was returned for a touchdown:

WAKE: Michael Campanaro, at Clemson, Nov. 12, 2011 (50 yds)  
OPP: Rashad Greene, at Florida St., Sept. 15, 2012 (60 yds)

### An interception was returned for a touchdown:

WAKE: A.J. Marshall, vs. Liberty, Sept. 1, 2012 (39 yds)  
OPP: Ryan Donohue, Maryland, Oct. 30, 2010 (25 yds)

### A fumble was recovered for a touchdown:

WAKE: Chris Givens, vs. Duke, Sept. 11, 2010 (18 yds)  
OPP: Rashawn King, vs. Navy, Dec. 20, 2008 (50 yds)

### A safety was recorded:

WAKE: vs. Florida State, Oct. 8, 2011  
OPP: Gardner-Webb, Sept. 17, 2011

### A shutout was recorded:

WAKE: Wake Forest 30, Florida State 0, Nov. 11, 2006  
OPP: Notre Dame 38, Wake Forest 0, Nov. 17, 2012

### A tie game was played:

WAKE: Wake Forest 17, Rice 17, Sept. 30, 1989

### An overtime game was played:

WAKE: Sept. 1, 2011 at Syracuse (Syracuse 36, Wake Forest 29, 1 OT)

### A run went for 50+ yards:

WAKE: Josh Harris, vs. Army, Sept. 22, 2012 (63 yds)  
OPP: Cierre Wood, at Notre Dame, Nov. 17, 2012 (68 yds)

### A pass reception went for 50+ yards:

WAKE: Tanner Price to Terence Davis, at Maryland, Oct. 6, 2012 (73 yds)  
OPP: Everett Golson to John Goodman, at Notre Dame, Nov. 17, 2012 (50 yds)

### An individual rushed for 100+ yards in a game:

WAKE: Josh Harris (129 yds) & Deandre Martin (117 yds), vs. Army, Sept. 22, 2012  
OPP: Cierre Wood (150 yds) at Notre Dame, Nov. 17, 2012

### An individual rushed for 200+ yards in a game:

WAKE: Josh Harris, at Virginia Tech, Oct. 16, 2010 (241 yds)  
OPP: Ronnie McGill, at UNC, Nov. 8, 2003 (244 yds)

### Two teammates each rushed for 100+ yards in a game:

WAKE: vs. Army (Josh Harris 129, Deandre Martin), Sept. 22, 2012  
OPP: vs. Army (Raymond Maples 140, Larry Dixon 112), Sept. 22, 2012

### An individual passed for 300+ yards in a game:

WAKE: Tanner Price, vs. UNC, Sept. 8, 2012 (327 yds)  
OPP: Everett Golson, at Notre Dame, Nov. 17, 2012 (346 yds)

### An individual passed for 400+ yards in a game:

WAKE: Brian Kuklick vs. NC State, Nov. 7, 1998 (411 yds)  
OPP: Tajh Boyd, vs. Clemson, Oct. 25, 2012 (428 yds)

### An individual completed 20+ passes in a game:

WAKE: Tanner Price, at Notre Dame, Nov. 17, 2012 (22)  
OPP: Everett Golson, at Notre Dame, Nov. 17, 2012 (20)

### An individual completed 30+ passes in a game:

WAKE: Tanner Price, vs. BC, Nov. 3, 2012 (39)  
OPP: Matt Ryan, Boston College, Sept. 1, 2007 (32)

### An individual completed 40+ passes in a game:

WAKE: Rusty LaRue vs. NC State, Nov. 18, 1995 (50)  
OPP: Matt Ryan, Boston College, Nov. 4, 2006 (40)

### An individual made 8+ receptions in a game:

WAKE: Michael Campanaro, vs. BC, Nov. 3, 2012 (16)  
OPP: Bryan Underwood, at NC State, Nov. 10, 2012 (8)

### An individual had 100+ receiving yards in a game:

WAKE: Michael Campanaro, vs. BC, Nov. 3, 2012 (123 yds)  
OPP: Alex Amidon, vs. BC, Nov. 3, 2012 (130 yds)

### An individual had 200+ receiving yards in a game:

WAKE: John Henry Mills at Duke, Nov. 30, 1990, (230 yds)  
OPP: Sammy Watkins, vs. Clemson, Oct. 25, 2012 (202 yds)

### An individual scored three touchdowns in a game:

WAKE: Michael Campanaro, vs. BC, Nov. 3, 2012 (3)  
OPP: Trent Steelman, vs. Army, Sept. 22, 2012 (3)

### An individual scored four touchdowns in a game:

WAKE: Chris Barclay vs. East Carolina, Sept. 17, 2005 (4)  
OPP: C. Brockington, Connecticut, Nov. 15, 2003 (4)

### A 50-yard field goal was kicked:

WAKE: Sam Swank at Clemson, Nov. 10, 2007 (52 yds)  
OPP: Brad Craddock, at Maryland, Oct. 6, 2012 (52 yds)

### A team rushed for 200+ yards in a game:

WAKE: vs. Army, Sept. 22, 2012 (296 yds)  
OPP: at Notre Dame, Nov. 17, 2012 (221 yds)

### A team rushed for 300+ yards in a game:

WAKE: vs. Presbyterian, Sept. 2, 2010 (415 yds)  
OPP: vs. Army, Sept. 22, 2012 (429 yds)

### A team rushed for 400+ yards in a game:

WAKE: vs. Presbyterian, Sept. 2, 2010 (415 yds)  
OPP: vs. Army, Sept. 22, 2012 (429 yds)

### A team rushed for 500+ yards in a game:

WAKE: vs. Tulsa, Oct. 16, 1971 (528 yds)  
OPP: at Clemson, Oct. 31, 1981 (536 yds)

### A team rushed for less than 100 yards in a game:

WAKE: at Notre Dame, Nov. 17, 2012 (55 yds)  
OPP: vs. BC, Nov. 3, 2012 (12 yds)

### A team passed for 300+ yards in a game:

WAKE: vs. UNC, Sept. 8, 2012 (362 yds)  
OPP: at Notre Dame, Nov. 17, 2012 (363 yds)

### A team passed for 400+ yards in a game:

WAKE: vs. Miami, Oct. 31, 2009 (408 yds)  
OPP: vs. Clemson, Oct. 25, 2012 (433 yds)

### A team passed for less than 100 yards in a game:

WAKE: at Florida State, Sept. 15, 2012 (83 yds)  
OPP: vs. Army, Sept. 22, 2012 (77 yds)

### A team had 500 yards in total offense:

WAKE: vs. Army, Sept. 22, 2012 (517 yds)  
OPP: at Notre Dame, Nov. 17, 2012 (584)

### A team had 600 yards in total offense:

WAKE: vs. North Carolina, Oct. 26, 1968 (632 yds)  
OPP: at Florida State, Sept. 15, 2012 (612 yds)

### A team had 700 yards in total offense:

WAKE: Never  
OPP: at Florida State, Oct. 14, 1995 (749 yds)

### A team had less than 300 yards in total offense:

WAKE: at Notre Dame, Nov. 17, 2012 (209 yds)  
OPP: at Maryland, Oct. 6, 2012 (244 yds)

### A team had less than 200 yards in total offense:

WAKE: at NC State, Nov. 10, 2012 (185 yds)  
OPP: vs. Gardner-Webb, Sept. 17, 2011 (139 yds)

### An individual kicked three field goals:

WAKE: Chad Hedlund, at Virginia, Oct. 20, 2012 (3)  
OPP: Niklas Sade, at NC State, Nov. 10, 2012 (3)

### An individual had 2+ interceptions:

WAKE: Josh Bush, vs. Notre Dame, Nov. 5, 2011 (2)  
OPP: W. Braxton, Navy, Nov. 23, 2002 (2)

### A field goal was blocked:

WAKE: Kyle Wilber at Syracuse, Sept. 1, 2011  
OPP: vs. Mississippi State, Dec. 30, 2011

### A punt was blocked:

WAKE: Justin Jackson, vs. UNC, Oct. 29, 2011  
OPP: Jeremiah Wilson, vs. Maryland, Nov. 19, 2011

### A PAT was blocked:

WAKE: Just Jackson, vs. Army, Sept. 22, 2012  
OPP: Jacobbi McDaniel, vs. Florida St., Oct. 8, 2011

### A team scored a defensive PAT:

WAKE: vs. Presbyterian, Sept. 2, 2010  
OPP: at North Carolina, Nov. 8, 2003

### Multiple blocked kicks in the same game:

WAKE: C.J. Washington and Chris Givens each blocked punts at Vanderbilt, Nov. 27, 2010  
OPP: at Maryland, two punts blocked, Oct. 30, 2010

### A team did not punt in a game:

WAKE: Not since 1946  
OPP: at Clemson, Oct. 31, 1981

### A player scored a touchdown on his birthday:

WAKE: Josh Adams vs. Maryland, Sept. 22, 2007

# 2012 DEMON DEACON FOOTBALL

GAME #12 ♦ WAKE FOREST VS. VANDERBILT ♦ NOV. 24, 2012 ♦ BB&T FIELD

## 2012 OPPONENTS' SCHEDULES & RESULTS

### LIBERTY FLAMES (6-5, 5-1 BIG SOUTH)

Sept. 1	at Wake Forest	L, 17-20
Sept. 8	<b>NORFOLK STATE</b>	L, 24-31
Sept. 15	at Montana	L, 14-34
Sept. 22	<b>LEHIGH</b>	L, 26-28
Oct. 6	<b>GARDNER-WEBB</b>	W, 42-35
Oct. 13	at Presbyterian	W, 56-7
Oct. 20	<b>CONCORD</b>	W, 21-13
Oct. 27	at Coastal Carolina	L, 12-36
Nov. 3	<b>CHARLESTON SOUTHERN</b>	W, 26-12
Nov. 10	<b>STONY BROOK</b>	W, 28-14
Nov. 17	at VMI	W, 33-14

### NORTH CAROLINA TAR HEELS (7-4, 4-3 ACC)

Sept. 1	<b>ELON</b>	W, 62-0
Sept. 8	at Wake Forest	L, 27-28
Sept. 15	at Louisville	L, 34-39
Sept. 22	<b>EAST CAROLINA</b>	W, 27-6
Sept. 29	<b>IDAHO</b>	W, 66-0
Oct. 6	<b>VIRGINIA TECH</b>	W, 48-34
Oct. 13	at Miami	W, 18-14
Oct. 20	at Duke	L, 30-33
Oct. 27	<b>NC STATE</b>	W, 43-35
Nov. 10	<b>GEORGIA TECH</b>	L, 50-68
Nov. 15	at Virginia	W, 37-13
Nov. 24	<b>MARYLAND</b>	3:00

### FLORIDA STATE SEMINOLES (10-1, 6-1 ACC)

Sept. 1	<b>MURRAY STATE</b>	W, 69-3
Sept. 8	<b>SAVANNAH STATE</b>	W, 55-0
Sept. 15	<b>WAKE FOREST</b>	W, 52-0
Sept. 22	<b>CLEMSON</b>	W, 49-37
Sept. 29	at South Florida	W, 30-17
Oct. 6	at NC State	L, 16-17
Oct. 13	<b>BOSTON COLLEGE</b>	W, 51-7
Oct. 20	at Miami	W, 33-20
Oct. 27	<b>DUKE</b>	W, 48-7
Nov. 8	at Virginia Tech	W, 28-22
Nov. 17	at Maryland	W, 41-14
Nov. 24	<b>FLORIDA</b>	3:30

### ARMY BLACK KNIGHTS (2-9)

Sept. 8	at San Diego State	L, 7-42
Sept. 15	<b>NORTHERN ILLINOIS</b>	L, 40-41
Sept. 22	at Wake Forest	L, 37-49
Sept. 29	<b>STONY BROOK</b>	L, 3-23
Oct. 6	<b>BOSTON COLLEGE</b>	W, 34-31
Oct. 13	<b>KENT STATE</b>	L, 7-31
Oct. 20	at Eastern Michigan	L, 38-48
Oct. 27	<b>BALL STATE</b>	L, 22-30
Nov. 3	<b>AIR FORCE</b>	W, 41-21
Nov. 10	at Rutgers	L, 7-28
Nov. 17	<b>TEMPLE</b>	L, 32-63
Dec. 8	vs. Navy	3:00

### DUKE BLUE DEVILS (6-5, 3-4 ACC)

Sept. 1	<b>FLORIDA INTERNATIONAL</b>	W, 46-26
Sept. 8	at Stanford	L, 13-50
Sept. 12	<b>NC CENTRAL</b>	W, 54-17
Sept. 22	<b>MEMPHIS</b>	W, 38-14
Sept. 29	at Wake Forest	W, 34-27
Oct. 6	<b>VIRGINIA</b>	W, 42-17
Oct. 13	at Virginia Tech	L, 20-41
Oct. 20	<b>NORTH CAROLINA</b>	W, 33-30
Oct. 27	at Florida State	L, 7-48
Nov. 3	<b>CLEMSON</b>	L, 20-56
Nov. 17	at Georgia Tech	L, 24-42
Nov. 24	<b>MIAMI</b>	12:30

### MARYLAND TERRAPINS (4-7, 2-5 ACC)

Sept. 1	<b>WILLIAM &amp; MARY</b>	W, 7-6
Sept. 8	at Temple	W, 36-27
Sept. 15	<b>CONNECTICUT</b>	L, 21-24
Sept. 22	at West Virginia	L, 21-31
Oct. 6	<b>WAKE FOREST</b>	W, 19-14
Oct. 13	at Virginia	W, 27-20
Oct. 20	<b>NC STATE</b>	L, 18-20
Oct. 27	at Boston College	L, 17-20
Nov. 3	<b>GEORGIA TECH</b>	L, 13-33
Nov. 10	at Clemson	L, 10-45
Nov. 17	<b>FLORIDA STATE</b>	L, 14-41
Nov. 24	at North Carolina	3:00

### VIRGINIA CAVALIERS (4-7, 2-5 ACC)

Sept. 1	<b>RICHMOND</b>	W, 43-19
Sept. 8	<b>PENN STATE</b>	W, 17-16
Sept. 15	at Georgia Tech	L, 20-56
Sept. 22	at TCU	L, 7-27
Sept. 29	<b>LOUISIANA TECH</b>	L, 38-44
Oct. 6	at Duke	L, 17-42
Oct. 13	<b>MARYLAND</b>	L, 20-27
Oct. 20	<b>WAKE FOREST</b>	L, 10-16
Nov. 3	at NC State	W, 33-6
Nov. 10	<b>MIAMI</b>	W, 41-40
Nov. 15	<b>NORTH CAROLINA</b>	L, 13-37
Nov. 24	at Virginia Tech	12:00

### CLEMSON TIGERS (10-1, 7-1 ACC)

Sept. 1	vs. Auburn	W, 26-19
Sept. 8	<b>BALL STATE</b>	W, 52-27
Sept. 15	<b>FURMAN</b>	W, 41-7
Sept. 22	at Florida State	L, 37-49
Sept. 29	at Boston College	W, 45-31
Oct. 6	<b>GEORGIA TECH</b>	W, 47-31
Oct. 20	<b>VIRGINIA TECH</b>	W, 38-17
Oct. 25	at Wake Forest	W, 42-13
Nov. 3	at Duke	W, 56-20
Nov. 10	<b>MARYLAND</b>	W, 45-10
Nov. 17	<b>NC STATE</b>	W, 62-48
Nov. 24	<b>SOUTH CAROLINA</b>	7:00

### BOSTON COLLEGE EAGLES (2-9, 1-6 ACC)

Sept. 1	<b>MIAMI</b>	L, 32-41
Sept. 8	<b>MAINE</b>	W, 34-3
Sept. 15	at Northwestern	L, 13-22
Sept. 29	<b>CLEMSON</b>	L, 31-45
Oct. 6	at Army	L, 31-34
Oct. 13	at Florida State	L, 7-51
Oct. 20	at Georgia Tech	L, 17-37
Oct. 27	<b>MARYLAND</b>	W, 20-17
Nov. 3	at Wake Forest	L, 14-28
Nov. 10	<b>NOTRE DAME</b>	L, 6-21
Nov. 17	<b>VIRGINIA TECH</b>	L, 23-30 (OT)
Nov. 24	at NC State	3:00

### NC STATE WOLFPACK (6-5, 3-4 ACC)

Aug. 31	vs. Tennessee	L, 21-35
Sept. 8	at Connecticut	W, 10-7
Sept. 15	<b>SOUTH ALABAMA</b>	W, 31-7
Sept. 22	<b>THE CITADEL</b>	W, 52-14
Sept. 29	at Miami	L, 37-44
Oct. 6	<b>FLORIDA STATE</b>	W, 17-16
Oct. 20	at Maryland	W, 20-18
Oct. 27	at North Carolina	L, 35-43
Nov. 3	<b>VIRGINIA</b>	L, 6-33
Nov. 10	<b>WAKE FOREST</b>	W, 37-6
Nov. 17	at Clemson	L, 48-62
Nov. 24	<b>BOSTON COLLEGE</b>	3:00

### NOTRE DAME FIGHTING IRISH (11-0)

Sept. 1	vs. Navy	W, 50-10
Sept. 8	<b>PURDUE</b>	W, 20-17
Sept. 15	at Michigan State	W, 20-3
Sept. 22	<b>MICHIGAN</b>	W, 13-6
Oct. 6	vs. Miami	W, 41-3
Oct. 13	<b>STANFORD</b>	W, 20-13 (OT)
Oct. 20	<b>BYU</b>	W, 17-14
Oct. 27	at Oklahoma	W, 30-13
Nov. 3	<b>PITTSBURGH</b>	W, 29-26 (3OT)
Nov. 10	at Boston College	W, 21-6
Nov. 17	<b>WAKE FOREST</b>	W, 38-0
Nov. 24	at Southern Cal	8:00

### VANDERBILT COMMODORES (7-4, 5-3 SEC)

Aug. 30	<b>SOUTH CAROLINA</b>	L, 13-17
Sept. 8	at Northwestern	L, 13-23
Sept. 15	<b>PRESBYTERIAN</b>	W, 58-0
Sept. 22	at Georgia	L, 3-48
Oct. 6	at Missouri	W, 19-15
Oct. 13	<b>FLORIDA</b>	L, 17-31
Oct. 20	<b>AUBURN</b>	W, 17-13
Oct. 27	<b>MASSACHUSETTS</b>	W, 49-7
Nov. 3	at Kentucky	W, 40-0
Nov. 10	at Ole Miss	W, 27-26
Nov. 17	<b>TENNESSEE</b>	W, 41-18
Nov. 24	at Wake Forest	3:30