



**Vanderbilt (2-0) vs. Alcorn State (1-1)**  
**Nashville, Tenn. - Memorial Gym - 7 p.m. CT**

TV: SEC Network Plus

TV Talent: Kevin Ingram (pxp), Shan Foster (analyst)

Radio: Vanderbilt Radio Network from IMG College, vucommodores.com

Radio Talent: Joe Fisher (pxp), Tim Thompson (analyst)

Satellite Radio: XM 387

Live Stats: vucommodores.com

Twitter Updates: @VandyMBB

**Vanderbilt Athletic Communications**

2601 Jess Neely Drive, Nashville, TN 37212

phone: 615-322-4121

www.vucommodores.com

**VANDERBILT SCHEDULE/RESULTS**

**NOVEMBER**

Date	VU	Opp	Opponent	Time/Result	TV/Rec.
Nov. 6	-	-	Winthrop	W, 92-79	1-0
Nov. 11	-	-	USC	W, 82-78	2-0
Nov. 16	RV	-	Alcorn State	7 pm	SECN+
Nov. 19	-	-	Liberty	7 pm	SECN+
Nov. 23	-	-	Kent State	4 pm	SECN+
Nov. 27	-	-	Savannah St.	7 pm	SECN+

**DECEMBER**

Date	VU	Opp	Opponent	Time	TV/Rec.
Dec. 1	-	-	N.C. State	4 pm	ESPN2
Dec. 5	-	-	Middle Tenn.	6:30 pm	SECN
Dec. 17	-	-	Arizona St.	6 pm	SECN
Dec. 22	-	-	Kansas St.	6 pm	ESPN2
Dec. 29	-	-	Tenn. St.	12:30 pm	SECN+
Dec. 31	-	-	UNC Asheville	1 pm	SECN+

**JANUARY**

Date	VU	Opp	Opponent	Time	TV/Rec.
Jan. 5	-	-	Ole Miss*	7:30 pm	SECN
Jan. 9	-	-	Georgia*	5:30 pm	SECN
Jan. 12	-	-	Kentucky*	7:30 pm	SECN
Jan. 16	-	-	S. Carolina*	6 pm	SECN
Jan. 19	-	-	Miss. State*	7:30 pm	SECN
Jan. 23	-	-	Tennessee*	6 pm	ESPN2/U
Jan. 26	-	-	Oklahoma&	3 pm	ESPN/2
Jan. 29	-	-	Kentucky*	8 pm	ESPN/2

**FEBRUARY**

Date	VU	Opp	Opponent	Time	TV/Rec.
Feb. 2	-	-	Missouri*	7:30 pm	SECN
Feb. 5	-	-	Arkansas*	8 pm	SECN
Feb. 9	-	-	Alabama*	7:30 pm	SECN
Feb. 13	-	-	Florida*	8 pm	ESPN2/ESPN
Feb. 16	-	-	Auburn*	11 am	ESPN2/U
Feb. 19	-	-	Tennessee*	6 pm	ESPN2/U
Feb. 23	-	-	Alabama*	5 pm	ESPN2/U
Feb. 27	-	-	Florida*	8 pm	SECN

**MARCH**

Date	VU	Opp	Opponent	Time	TV/Rec.
Mar. 2	-	-	Texas A&M*	5 pm	SECN
Mar. 6	-	-	Arkansas*	7:30 pm	SECN
Mar. 9	-	-	LSU*	7:30 pm	SECN

**ALL TIMES CENTRAL**











RANKINGS: AP/ESPN \*SEC GAME; #NIT Season Tip-Off, Nashville, Tenn.; %SEC/Big 12 Challenge; ^SEC Tournament, St. Louis, Mo.

**GAME INFORMATION**

 <p><b>2018-19 Record:</b> 2-0  <b>Head Coach:</b> Bryce Drew  <b>Career Record:</b> 157-85 (7)  <b>VU Record:</b> 33-36 (3)</p> <p><b>2018-19 LEADERS</b>  <b>Points:</b> Darius Garland (21.5)  <b>Rebounds:</b> Simisola Shittu (12.5)  <b>Assists:</b> Saben Lee (4.0)  <b>Blocks:</b> Clewon Brown (1.5)</p>	<p><b>SERIES INFORMATION</b></p> <p><b>Series Record:</b> Vanderbilt leads 1-0  <b>Last Meeting:</b> VU win, 92-51, on 12/22/17 in Nashville  <b>Record at Vanderbilt:</b> VU leads, 1-0  <b>Record at Alcorn:</b> NA  <b>Record at Neutral Site:</b> NA  <b>Coach Drew vs. Alcorn State:</b> Coach Drew is 1-0 all-time against Alcorn State.</p>	 <p><b>2018-19 Record:</b> 1-1  <b>Head Coach:</b> Montez Robinson  <b>Career Record:</b> 45-51 (4)  <b>Alcorn Record:</b> same</p> <p><b>2018-19 LEADERS</b>  <b>Points:</b> Maurice Howard (16.0)  <b>Rebounds:</b> DeShaw Andrews (7.0)  <b>Assists:</b> Jonathan Floyd (3.0)  <b>Blocks:</b> Devon Brewer (1.0)</p>
--	--	--

**QUICK HITTERS**

- ★ The Commodores improved to 2-0 on the young season with an 82-78 road win at USC on Sunday evening in Los Angeles. Freshman guard Darius Garland led the team with 19 points, senior Joe Toye added 16 points and a career-best nine rebounds, freshman Simisola Shittu ended the game with 14 points and 15 rebounds, and fellow newcomer Aaron Nesmith finished with a career-high 10 points.
- ★ Garland has led the team in scoring in the Commodores' first two games.
- ★ Shittu has garnered double-doubles in his first two contests as a collegian, and his 15 rebounds against USC was the most by a Commodore since Jeff Roberson had 16 rebounds against Minnesota on December 3, 2016 in Sioux Falls, S.D.
- ★ Garland is currently second in the SEC in scoring and Shittu is first in the league in rebounding.
- ★ 51.1% of the team's scoring this season has come from Vanderbilt's freshman class (Garland, Nesmith, Shittu).
- ★ The Commodores last started a season 2-0 in 2015-16 and won their first game on the road. It marked Vanderbilt's first season-opening road win since a 72-70 win over St. Mary's on November 20, 2009.
- ★ Garland scored the most points by a Vanderbilt freshman in their collegiate debut since Phil Cox scored 30 against Duke in 1981. He also tied Savion Flagg of Texas A&M for the most points scored for an SEC team in their opening game of the season.
- ★ Shittu's double-double was the first by a Commodore freshman in a season opener since Ted Young tallied 18 points and 11 rebounds against Rice in 1979.
- ★ Garland has been named to the Naismith and Wooden Award Preseason Watch Lists, while Shittu was named to the Karl Malone Award Watch List, given to the nation's top power forward.
- ★ Head coach Bryce Drew, now in his third season, led the Commodores to the NCAA Tournament in his first season in Nashville, marking the first time in the history of the program a first-year Vanderbilt coach led his team to the tournament.
- ★ Redshirt sophomore forward Matthew Moyer, who transferred from Syracuse after the 2017-18 season, was granted immediate eligibility by the NCAA this season.
- ★ Vanderbilt returns eight letterwinners and two starters from a year ago, with rising sophomore guard Saben Lee leading the way after averaging 10.6 points per game in 2017-18. Senior Joe Toye, who has played significant minutes in his first three years with the Commodores, averaged 5.7 points per game. Other returnees include sophomore Maxwell Evans, junior Clewon Brown, sophomore Ejike Obinna, and sophomore walk-on Isaiah Rice.
- ★ The Commodores have had five NBA Draft picks since 2012 - Wade Baldwin IV (17th, Memphis Grizzlies), Damian Jones (30th, Golden State Warriors), and John Jenkins (23rd, Atlanta), Festus Ezeli (30th, Golden State), and Jeffery Taylor (31st, Charlotte) in 2012.
- ★ Matthew Fisher-Davis, Riley LaChance and Jeff Roberson each departed Vanderbilt as 1,000-point scorers. Each were four-year players for the Commodores who advanced to the postseason on three different occasions (2015 NIT, 2016 and 2017 NCAA Tournaments). LaChance finished 15th on Vanderbilt's all-time scoring list with 1,476 points, Roberson 20th with 1,373 points, and Fisher-Davis 31st with 1,219 points. There has been only one other class of Vanderbilt players to have three 1,000-point scorers - the vaunted "F Troop" - Butch Feher, Joe Ford and Jeff Fosnes in 1976. Fisher-Davis (Windy City Bulls) and Roberson (Maine Red Claws) are now playing in the NBA G League, while LaChance has taken his talents to play professionally in Poland.
- ★ Vanderbilt assistant coach Jake Diebler was named one of 30 assistant coaches to watch by The Athletic.

0		<p><b>SABEN LEE</b> G ★ 6-2 ★ 183 ★ So. ★ Phoenix, Ariz.</p> <table border="1"> <thead> <tr> <th>PPG</th> <th>RPG</th> <th>APG</th> <th>SPG</th> <th>BPG</th> <th>MPG</th> </tr> </thead> <tbody> <tr> <td>10.5</td> <td>4.0</td> <td>4.0</td> <td>0.5</td> <td>0.0</td> <td>30.0</td> </tr> </tbody> </table>	PPG	RPG	APG	SPG	BPG	MPG	10.5	4.0	4.0	0.5	0.0	30.0	<p><b>NOTES:</b> Leading returning scorer from 2017-18...Can play point guard or off of the ball...Scored 12 points and had 5 assists vs. Winthrop in season opener...Scored in double figures 16 times in 2017-18...Finished 10th in SEC in steals ...Son of former FSU/NFL great Amp Lee.</p>	<p><b>CAREER HIGHS</b> <b>Pts.</b> - 24, vs. Ariz. St. (12/17/17) <b>Rebs.</b> - 9, vs. TAMU (2/24/18) <b>Ast.</b> - 9, vs. TAMU (2/24/18) <b>Min.</b> - 38, vs. Ariz. St. (12/17/17)</p>
PPG	RPG	APG	SPG	BPG	MPG											
10.5	4.0	4.0	0.5	0.0	30.0											
1		<p><b>YANNI WETZELL</b> F/C ★ 6-10 ★ 240 ★ Jr. ★ Auckland, N.Z.</p> <table border="1"> <thead> <tr> <th>PPG</th> <th>RPG</th> <th>APG</th> <th>SPG</th> <th>BPG</th> <th>MPG</th> </tr> </thead> <tbody> <tr> <td>1.0</td> <td>1.0</td> <td>0.0</td> <td>0.0</td> <td>0.0</td> <td>5.5</td> </tr> </tbody> </table>	PPG	RPG	APG	SPG	BPG	MPG	1.0	1.0	0.0	0.0	0.0	5.5	<p><b>NOTES:</b> Transferred from Division II St. Mary's (Texas) after 2016-17 season and sat out last year due to NCAA transfer rules...Averaged 15.5 points and 6.8 rebounds in his final season at St. Mary's... Named to All-Heartland Conference Second Team as a sophomore.</p>	<p><b>CAREER HIGHS</b> <b>Pts.</b> - 29, vs. Newman (2/23/17) <b>Rebs.</b> - 12, vs. Newman (1/21/17) <b>Ast.</b> - 5, vs. Okla. Christian (2/9/17) <b>Min.</b> - 42, vs. Rogers St.(12/16/16)</p>
PPG	RPG	APG	SPG	BPG	MPG											
1.0	1.0	0.0	0.0	0.0	5.5											
2		<p><b>JOE TOYE</b> G/F ★ 6-7 ★ 210 ★ Sr. ★ Chicago, Ill.</p> <table border="1"> <thead> <tr> <th>PPG</th> <th>RPG</th> <th>APG</th> <th>SPG</th> <th>BPG</th> <th>MPG</th> </tr> </thead> <tbody> <tr> <td>14.0</td> <td>7.5</td> <td>2.0</td> <td>0.5</td> <td>0.0</td> <td>30.0</td> </tr> </tbody> </table>	PPG	RPG	APG	SPG	BPG	MPG	14.0	7.5	2.0	0.5	0.0	30.0	<p><b>NOTES:</b> Only senior on this year's roster...Scored 12 points, tied a career high with six rebounds, and had three assists vs. Winthrop...Scored 16 points in win at USC; also added a career-high nine rebounds...Scored 16 points at Kentucky in 2018.</p>	<p><b>CAREER HIGHS</b> <b>Pts.</b> - 18, vs. TAMU (3/9/17) <b>Rebs.</b> - 9, at USC (11/11/18) <b>Ast.</b> - 4, 2x, last vs. MSU (2/14/18) <b>Min.</b> - 38, vs. Florida (3/10/17)</p>
PPG	RPG	APG	SPG	BPG	MPG											
14.0	7.5	2.0	0.5	0.0	30.0											
3		<p><b>MAXWELL EVANS</b> G ★ 6-2 ★ 192 ★ So. ★ Houston, Texas</p> <table border="1"> <thead> <tr> <th>PPG</th> <th>RPG</th> <th>APG</th> <th>SPG</th> <th>BPG</th> <th>MPG</th> </tr> </thead> <tbody> <tr> <td>0.0</td> <td>0.0</td> <td>0.0</td> <td>0.0</td> <td>0.0</td> <td>3.0</td> </tr> </tbody> </table>	PPG	RPG	APG	SPG	BPG	MPG	0.0	0.0	0.0	0.0	0.0	3.0	<p><b>NOTES:</b> Played in 29 games and made 15 starts as a true freshman in 2017-18...Scored in double figures in four games as a true freshman, including a career-high 16-point effort in a win over Georgia...Played career-high 29 minutes at Auburn.</p>	<p><b>CAREER HIGHS</b> <b>Pts.</b> - 13, vs. USC (11/19/17) <b>Rebs.</b> - 6, vs. Wright St. (12/8/15) <b>Ast.</b> - 6, vs. USC (11/19/17) <b>Min.</b> - 32, vs. USC (11/19/17)</p>
PPG	RPG	APG	SPG	BPG	MPG											
0.0	0.0	0.0	0.0	0.0	3.0											
10		<p><b>DARIUS GARLAND</b> G ★ 6-2 ★ 175 ★ Fr. ★ Nashville, Tenn.</p> <table border="1"> <thead> <tr> <th>PPG</th> <th>RPG</th> <th>APG</th> <th>SPG</th> <th>BPG</th> <th>MPG</th> </tr> </thead> <tbody> <tr> <td>21.5</td> <td>4.0</td> <td>2.5</td> <td>1.5</td> <td>1.0</td> <td>36.0</td> </tr> </tbody> </table>	PPG	RPG	APG	SPG	BPG	MPG	21.5	4.0	2.5	1.5	1.0	36.0	<p><b>NOTES:</b> Scored team-high 24 points in collegiate debut vs. Winthrop and 19 points at USC...Won SEC Freshman of the week honors in the two VU wins...Named a 2018 McDonald's All-American...On 2018 Wooden and Naismith Award Watch Lists.</p>	<p><b>CAREER HIGHS</b> <b>Pts.</b> - 24, vs. Winthrop (11/6/18) <b>Rebs.</b> - 5, at USC (11/11/18) <b>Ast.</b> - 4, vs. Winthrop (11/6/18) <b>Min.</b> - 36, vs. Winthrop (11/6/18)</p>
PPG	RPG	APG	SPG	BPG	MPG											
21.5	4.0	2.5	1.5	1.0	36.0											
11		<p><b>SIMISOLA SHITTU</b> F/C ★ 6-10 ★ 240 ★ Fr. ★ Burlington, Ont.</p> <table border="1"> <thead> <tr> <th>PPG</th> <th>RPG</th> <th>APG</th> <th>SPG</th> <th>BPG</th> <th>MPG</th> </tr> </thead> <tbody> <tr> <td>16.0</td> <td>12.5</td> <td>2.0</td> <td>2.5</td> <td>1.0</td> <td>29.0</td> </tr> </tbody> </table>	PPG	RPG	APG	SPG	BPG	MPG	16.0	12.5	2.0	2.5	1.0	29.0	<p><b>NOTES:</b> Tallied double doubles in first two collegiate games against Winthrop and USC...Grabbed 15 boards at USC...Was named a McDonald's All-American in 2018, Vanderbilt's second honoree in the class of 2018 (point guard Darius Garland).</p>	<p><b>CAREER HIGHS</b> <b>Pts.</b> - 18, vs. Winthrop (11/6/18) <b>Rebs.</b> - 15, at USC (11/11/18) <b>Ast.</b> - 3, at USC (11/11/18) <b>Min.</b> - 32, vs. Winthrop (11/6/18)</p>
PPG	RPG	APG	SPG	BPG	MPG											
16.0	12.5	2.0	2.5	1.0	29.0											
13		<p><b>MATTHEW MOYER</b> F ★ 6-8 ★ 217 ★ R-So. ★ Gahanna, Ohio</p> <table border="1"> <thead> <tr> <th>PPG</th> <th>RPG</th> <th>APG</th> <th>SPG</th> <th>BPG</th> <th>MPG</th> </tr> </thead> <tbody> <tr> <td>3.1</td> <td>3.2</td> <td>0.4</td> <td>0.4</td> <td>0.3</td> <td>15.9</td> </tr> </tbody> </table>	PPG	RPG	APG	SPG	BPG	MPG	3.1	3.2	0.4	0.4	0.3	15.9	<p><b>NOTES:</b> Transferred from Syracuse...Played in 2017-18 after redshirting with the Orange in 2016-17...Scored a career-high 18 points against UConn last season... Named the Connecticut Gatorade Player of the Year as a senior at South Kent Prep.</p>	<p><b>CAREER HIGHS</b> <b>Pts.</b> - 13, vs. UNCA (11/17/17) <b>Rebs.</b> - 9, at Kansas St. (12/3/17) <b>Ast.</b> - 1, at Dayton (12/21/16) <b>Min.</b> - 34, vs. USC (11/19/17)</p>
PPG	RPG	APG	SPG	BPG	MPG											
3.1	3.2	0.4	0.4	0.3	15.9											
15		<p><b>CLEVON BROWN</b> F ★ 6-8 ★ 240 ★ Jr. ★ San Antonio, Texas</p> <table border="1"> <thead> <tr> <th>PPG</th> <th>RPG</th> <th>APG</th> <th>SPG</th> <th>BPG</th> <th>MPG</th> </tr> </thead> <tbody> <tr> <td>7.0</td> <td>5.0</td> <td>0.0</td> <td>0.0</td> <td>1.5</td> <td>18.5</td> </tr> </tbody> </table>	PPG	RPG	APG	SPG	BPG	MPG	7.0	5.0	0.0	0.0	1.5	18.5	<p><b>NOTES:</b> Scored eight points in win at USC... Played 19 minutes vs. Winthrop in season opener, had six points, six rebounds and two blocks...Had three or more blocks in four games as a sophomore, including an eight-block performance at Ole Miss.</p>	<p><b>CAREER HIGHS</b> <b>Pts.</b> - 13, vs. Austin Peay (11/10/17) <b>Rebs.</b> - 6, 2x, last at UF (12/30/17) <b>Ast.</b> - 1, 3x, last vs. MT (12/6/17) <b>Min.</b> - 31, at UK (1/30/18)</p>
PPG	RPG	APG	SPG	BPG	MPG											
7.0	5.0	0.0	0.0	1.5	18.5											
24		<p><b>AARON NESMITH</b> F ★ 6-6 ★ 213 ★ Fr. ★ Charleston, S.C.</p> <table border="1"> <thead> <tr> <th>PPG</th> <th>RPG</th> <th>APG</th> <th>SPG</th> <th>BPG</th> <th>MPG</th> </tr> </thead> <tbody> <tr> <td>7.0</td> <td>3.0</td> <td>2.5</td> <td>0.0</td> <td>0.0</td> <td>19.0</td> </tr> </tbody> </table>	PPG	RPG	APG	SPG	BPG	MPG	7.0	3.0	2.5	0.0	0.0	19.0	<p><b>NOTES:</b> One of the class of 2018's top shooters... Scored 10 points in win over USC...Named the state's Gatorade Player of the Year as a senior...Scored over 2,000 career points at Porter Gaud High School... Three-time SCISA 3A Player of the Year.</p>	<p><b>CAREER HIGHS</b> <b>Pts.</b> - 10, at USC (11/11/18) <b>Rebs.</b> - 4, at USC (11/11/18) <b>Ast.</b> - 4, at USC (11/11/18) <b>Min.</b> - 21, at USC (11/11/18)</p>
PPG	RPG	APG	SPG	BPG	MPG											
7.0	3.0	2.5	0.0	0.0	19.0											
32		<p><b>MATT RYAN</b> F ★ 6-8 ★ 209 ★ Jr. ★ Cortlandt Manor, N.Y.</p> <table border="1"> <thead> <tr> <th>PPG</th> <th>RPG</th> <th>APG</th> <th>SPG</th> <th>BPG</th> <th>MPG</th> </tr> </thead> <tbody> <tr> <td>10.0</td> <td>3.5</td> <td>1.5</td> <td>0.0</td> <td>0.5</td> <td>28.5</td> </tr> </tbody> </table>	PPG	RPG	APG	SPG	BPG	MPG	10.0	3.5	1.5	0.0	0.5	28.5	<p><b>NOTES:</b> Transfer from Notre Dame who transferred after the 2016-17 season...Scored 16 points and made four three's in Vanderbilt debut vs. Winthrop...While with the Irish, the team advanced to the second round (2017) and the Elite Eight (2016) of the NCAA Tournament.</p>	<p><b>CAREER HIGHS</b> <b>Pts.</b> - 23, vs. Chicago St. (11/26/16) <b>Rebs.</b> - 7, vs. Georgia Tech (1/13/16) <b>Ast.</b> - 3, vs. Chicago St. (11/26/16) <b>Min.</b> - 35, vs. Georgia Tech (1/13/16)</p>
PPG	RPG	APG	SPG	BPG	MPG											
10.0	3.5	1.5	0.0	0.5	28.5											

## Ibas

Henry  
Gene  
Moe  
Clarence

1,632  
Wins

## Suttons

Eddie  
Scott  
Sean

1,173  
Wins

## Drews

Homer  
Scott  
Bryce

1,115  
Wins

# All-Time Winningest Collegiate Coaching Families

The Drew family is now third on the all-time winningest collegiate coaching family in college basketball history with 1,112 wins.

- Homer Drew - 640**  
(Bethel College - 252; IU-South Bend - 17; Valparaiso - 371)
- Scott Drew - 318**  
(Valparaiso - 20; Baylor - 298)
- Bryce Drew - 157**  
(Valparaiso - 124; Vanderbilt -33)

## VU Staff Can Score

The Vanderbilt men's basketball staff has combined to score a total of 5,486 collegiate points, with head coach Bryce Drew leading the way with 2,142 points. Here's a breakdown of the staff's scoring totals.

Head Coach Bryce Drew, Valparaiso	2,142
Asst. Coach Casey Shaw, Toledo	1,562
Assoc. Head Coach Roger Powell, Jr., Illinois	1,178
Asst. Coach Jake Diebler, Valparaiso	586
<b>Total</b>	<b>5,468</b>

## Garland Superlatives

Most Points by Freshman in Debut, SEC Since 2010-11

Tremont Waters, LSU	27	11/10/17 vs. Alcorn
Terrence Jones, UK	25	11/12/10 vs. EastTN
<b>Darius Garland, VU</b>	<b>24</b>	<b>11/6/18 vs. Win</b>
Keldon Johnson, UK	23	11/6/18 vs. Duke
Frankie Hughes, Mizzou	23	11/13/16 vs. AlaA&M
Julius Randle, UK	23	11/8/13 vs. NC-Ash
Anthony Davis, UK	23	11/11/11 vs. Marist

## Three Commodores on

### NBA Rosters

Former Commodores Damian Jones, Luke Kornet, and Wade Baldwin IV are currently on NBA active rosters. Jones is averaging 16.5 minutes and 5.7 points per game with the Golden State Warriors this season and has won two championships with the team in his three seasons in the Bay Area. Kornet is averaging 3.3 minutes per game with the New York Knicks, and Baldwin is averaging 5.0 minutes per game with the Portland Trail Blazers.

### NBA Pro Day

The Commodores held the program's first NBA Pro Day on October 9 at Memorial Gym, with 29 of the NBA's 30 teams represented and 54 total scouts in attendance.

## Ryan, Wetzell return to action

Matt Ryan, who comes to Vanderbilt from Notre Dame, played in two NCAA Tournaments and 72 total games with the Fighting Irish, while Yanni Wetzell averaged 13.6 points per game in two seasons at Division II St. Mary's in Texas. Ryan knocked down four threes in his Vanderbilt debut against Winthrop on November 6.

## Commodores in 86th SEC Season

Vanderbilt is now in its 86th SEC season and is a charter member of the league. All time against current members of the conference, Vanderbilt is 715-706.

## Against the SWAC

The Commodores are 9-0 all time against the Southwestern Athletic Conference.

## ABOUT ALCORN STATE

### QUICK FACTS

**Location** ..... Lorman, Miss.  
**Founded** ..... 1871  
**Conference**..... Southwestern Athletic  
**Enrollment**..... 3,730  
**Nickname**..... Braves  
**Colors**..... Purple and Gold  
**Home Arena** ..... Davey L. Whitney HPER Complex  
**Athletics Director**..... Derek J. Horne

#### Basketball Staff

**Head Coach** ..... Montez Robinson  
**Career Record:** ..... 45-51 (4)  
**Alcorn State Record:** ..... 45-51 (4)  
**Assistant Coaches** ... Derek Thompson, Delvin Thompson  
 ..... Evans Davis

- ★ Alcorn State enters Friday's game with a 1-1 record after defeating Blue Mountain, 79-55, on November 9.
- ★ This is the second consecutive season the two teams have met at Memorial Gym.
- ★ Maurice Howard leads the Braves in scoring with 16.0 points per game. DeShaw Andrews (14.5 ppg), Reginal Johnson (14.0), and Jonathan Floyd (11.5) also average double figures.

## Garland In Rarefied Air

Darius Garland is one of five major conference freshmen with 20+ Pts and 2+ Threes Made, Steals & Blocks in collegiate debut in the last 20 years (Since 1998-99).

Player	Date, Opp	Pts,3's,Stls,Blocks
Darius Rice, Miami	11/18/00 vs Fla. At.	26,5,3,2
Kevin Durant, Texas	11/9/06 vs. Alcorn	20,3,3,2
Terrence Jones, UK	11/12/10 vs. ETSU	25,2,3,2
Ethan Thompson, Ore. St.	11/10/17 vs. So. Utah	20,2,2,3
<b>Darius Garland, VU</b>	<b>11/6/18 vs. Winthrop</b>	<b>24,3,2,2</b>

## 3-Point U

The Commodores are one of only three schools (UNLV and Princeton) to have made a three-point basket in every game since the inception of the three-point line in the 1986-87 season.

With a made three against Alcorn State, Vanderbilt will move to 1,034 consecutive games with a three-pointer.


## STAT COMPARISON

	VU	ALCORN
	All	All
Record	2-0	1-1
Scoring Offense	87.0	67.5
Scoring Defense	78.5	64.0
Scoring Margin	+8.5	+3.5
FG%	.455	.404
FG% Defense	.409	.408
3FG%	.339	.373
3FG% Defense	.209	.268
Free Throw %	.660	.656
Rebounding	42.0	33.0
Rebounding Margin	-2.0	-6.0
Turnovers/game	12.5	16.5
Opponent Turnovers	12.0	20.0
Steals	5.5	11.0
Blocks	4.0	7.0



# Class of 2018

## One of Nation's Top Recruiting Classes




### Darius Garland

- ★ 16th in ESPN 100 ranking
- ★ McDonald's All-American
- ★ Jordan Brand All-American
- ★ Ranked 15th according to the Recruiting Services Consensus Index
- ★ Ranked 17th nationally by Rivals and second as point guard
- ★ Ranked 14th nationally by 247 Sports and second-best point guard
- ★ Five star recruit
- ★ Named one of top 20 Freshmen to Watch by CBSSports.com
- ★ Named to Naismith and Wooden Award Preseason Watch Lists



### Aaron Nesmith

- ★ Ranked 63rd according to the Recruiting Services Consensus Index
- ★ 64th ranked nationally and 12th ranked shooting guard according to 247 Sports
- ★ 69th ranked nationally and 15th ranked shooting guard according to Rivals
- ★ Four star recruit
- ★ Named Gatorade South Carolina Player of the Year over prized recruit Zion Williamson



### Simisola Shittu

- ★ Ranked 10th according to the Recruiting Services Consensus Index
- ★ 19th ESPN 100 rankings and 6th best power forward
- ★ Ranked 11th nationally by 247 Sports and 3rd at power forward
- ★ Ranked 7th nationally by Rivals and 1st as a power forward
- ★ Five star recruit
- ★ Named one of top 20 Freshmen to Watch by CBSSports.com
- ★ Named to Karl Malone Award Watch List, an award given to the nation's top power forward.

# Last Time Out

## Box Score vs. USC



Official Basketball Box Score -- Game Totals -- Final Statistics  
**Vanderbilt vs Southern California**  
 11/11/18 6:00 pm at



### Vanderbilt 82 • 2-0

#	Player	Total	3-Ptr			Rebounds			PF	TP	A	TO	Blk	Stl	Min
			FG-FGA	FG-FGA	FT-FTA	Off	Def	Tot							
02	TOYE, Joe	f	4-10	3-5	5-6	3	6	9	0	16	1	1	0	1	31
11	SHITTU, Simisola	f	5-12	0-0	4-7	8	7	15	5	14	3	3	0	3	26
32	RYAN, Matt	f	1-6	1-4	1-2	0	5	5	2	4	2	1	0	0	27
00	LEE, Saben	g	3-13	0-4	3-3	1	1	2	3	9	3	2	0	1	30
10	GARLAND, Darius	g	6-14	3-5	4-4	1	4	5	4	19	1	6	0	1	36
01	WETZELL, Yann	f	1-1	0-0	0-2	0	1	1	2	2	0	1	0	0	7
03	EVANS, Maxwell	f	0-1	0-1	0-1	0	0	0	0	0	0	0	0	0	3
15	BROWN, Clevon	f	4-8	0-2	0-3	2	2	4	2	8	0	0	1	1	18
24	NESMITH, Aaron	f	3-6	2-5	2-2	1	3	4	2	10	4	0	0	0	21
Team						3	1	4							
Totals			27-71	9-26	19-30	19	30	49	20	82	14	14	1	7	199

FG % 1st Half: 16-44 36.4% 2nd half: 11-27 40.7% Game: 27-71 38.0% Deadball Rebounds 5,3  
 3FG % 1st Half: 6-18 33.3% 2nd half: 3-8 37.5% Game: 9-26 34.6%  
 FT % 1st Half: 4-10 40.0% 2nd half: 15-20 75.0% Game: 19-30 63.3%

### Southern California 78 • 1-1

#	Player	Total	3-Ptr			Rebounds			PF	TP	A	TO	Blk	Stl	Min
			FG-FGA	FG-FGA	FT-FTA	Off	Def	Tot							
01	Jordan Usher	f	5-16	2-5	0-0	3	2	5	5	12	2	0	1	0	22
31	Nick Rakocevic	f	8-16	0-0	3-6	9	9	18	4	19	0	3	2	2	39
00	Shaquan Aaron	g	3-10	0-2	1-2	2	7	9	1	7	1	2	0	3	35
02	Jonah Mathews	g	4-12	1-6	0-0	1	4	5	0	9	2	2	0	2	40-
05	Derryck Thornton	g	7-17	0-2	3-5	2	1	3	5	17	2	1	0	0	33
04	Kevin Porter Jr.	f	5-9	1-3	3-5	1	3	4	5	14	2	2	2	1	23
12	Devin Fleming	f	0-0	0-0	0-0	0	0	0	1	0	0	0	0	0	0+
33	J'Raun Brooks	f	0-1	0-1	0-0	0	0	0	2	0	0	0	0	0	7
34	Victor Uyaelunmo	f	0-0	0-0	0-0	0	0	0	3	0	0	1	0	0	1
Team						3	0	3							
Totals			32-81	4-19	10-18	21	26	47	26	78	9	11	5	8	200

FG % 1st Half: 14-36 38.9% 2nd half: 18-45 40.0% Game: 32-81 39.5% Deadball Rebounds 3,5  
 3FG % 1st Half: 3-10 30.0% 2nd half: 1-9 11.1% Game: 4-19 21.1%  
 FT % 1st Half: 5-9 55.6% 2nd half: 5-9 55.6% Game: 10-18 55.6%

Officials:  
 Technical fouls: Vanderbilt-None. Southern California-None.  
 Attendance: 3804  
 2018-19 Men's Basketball. Round: 0. Southern California vs Vanderbilt. Played

Score by periods	1st	2nd	Total
Vanderbilt	42	40	82
Southern California	36	42	78

	In Paint	Off T/O	2nd Chance	Fast Break	Bench
Points					
VU	36	9	22	16	20
USC	42	5	17	13	14

Last FG - VU 2nd-01:03, USC 2nd-00:02.  
 Largest lead - VU by 10 1st-01:02, USC by 2 1st-19:03.  
 VU led for 30:56. USC led for 05:42. Game was tied for 03:22.  
 Score tied - 5 times.  
 Lead changed - 11 times.

- ★ Vanderbilt won their first ever meeting between the two schools at USC. This was the third meeting between the two schools in Los Angeles.
- ★ Freshman Darius Garland led Vanderbilt for the second consecutive game this year with 19 points. Fellow freshman Simisola Shittu added his second straight double-double with 14 points and 15 rebounds, senior Joe Toye chipped in 16 points and a new career-high nine rebounds, and freshman Aaron Nesmith added 10 points in the winning effort. Nesmith also added a career-best four assists.
- ★ Shittu's 15 rebounds was the most by a Commodore since Jeff Roberson at 16 against Minnesota on December 3, 2016 in Sioux Falls, S.D.
- ★ After starting the game 8-18 from the free throw line, the Commodores closed out the Trojans down the stretch at the charity stripe by making 10 of their last 11 attempts.
- ★ Vanderbilt limited the Trojans to 21.1% from three for the game.

## Recap

NASHVILLE, Tenn. (AP) --- Vanderbilt's talented freshmen passed their first road test against a Power Five team on Sunday night.

Darius Garland had 19 points and Simisola Shittu added 14 points and 15 rebounds to lead the Commodores to an 82-78 victory over USC on Sunday night. The game is part of the Pac-12/SEC Showdown.

"For a lot of these guys it was their first college road game and it's always great to get a road win early in the season," Vanderbilt coach Bryce Drew said. "We had a lot of teaching moments tonight but fortunately it came during a win. It's a lot better that way."

Garland and Shittu, who were five-star prospects in high school, are off to strong starts. Garland, a 6-2 guard, is averaging 22.5 points and has led the Commodores in scoring both games. Shittu, a 6-foot-10 forward, has double doubles in his first two games and is averaging 16 points and 12.5 rebounds. Aaron Nesmith, a four-star recruit, also was in double figures with 10 points.

The Commodores (2-0) led for most of the game but trailed 69-67 with 3:11 remaining after a Jonah Mathews layup. Vanderbilt (2-0) was able to seize control again with a 9-2 run as four different players scored. They were 5 of 6 from the line during that stretch while USC was 1 of 5 from the field and committed three turnovers.

"We fought hard and executed all the way to the end. It's big a deal to hit our free throws and win a big game like this on the road," Garland said.

Derryck Thornton got USC (1-1) within 76-74 with 14 seconds on a layup while being fouled by Shittu but was unable to make the ensuing free throw.

Vanderbilt was 11 of 12 from the line in the final three minutes. Senior Joe Toye scored five of his 16 points down the stretch.

Nick Rakocevic led the Trojans with 19 points and 18 rebounds while Thornton added 17 points and Kevin Porter Jr. 14.

"We had momentum and the lead, and then had some turnovers and missed shots," USC coach Andy Enfield said. "We have to recognize what we need to do to win games. Turnovers and quick shots aren't the recipe for success."

# Last Season Against Alcorn State

## Box Score vs. Alcorn State



Official Basketball Box Score -- Game Totals -- Final Statistics  
**Alcorn State vs Vanderbilt**  
 12/22/17 6 p.m. at Nashville, Tenn. (Memorial Gym)



**Alcorn State 51 • 4-9**

##	Player	Total			3-Ptr			Rebounds			PF	TP	A	TO	Blk	Stl	Min
		FG-FGA	FG-FGA	FT-FTA	FG-FGA	FG-FGA	FT-FTA	Off	Def	Tot							
03	Tyler Carter	f	1-2	0-0	0-0	0	0	0	1	2	0	1	0	0	0	16	
04	Dante Sterling	f	2-8	2-5	0-0	0	2	2	3	6	1	1	0	0	29		
50	Devon Brewer	f	2-5	0-0	1-3	1	4	5	2	5	1	1	0	0	31		
01	Avery Patterson	g	2-8	0-4	4-4	0	1	1	1	8	1	4	0	1	29		
02	A.J. Mosby	g	4-11	3-6	0-0	1	7	8	1	11	2	2	0	0	36		
00	James Stokes		0-0	0-0	0-0	0	0	0	1	0	1	0	0	0	1		
05	Maurice Howard		3-6	1-2	2-2	1	2	3	0	9	1	3	0	0	26		
10	Kobe Wilson		0-1	0-1	0-0	0	1	1	1	0	0	1	0	0	4		
22	TyQuaylon Smith		0-0	0-0	0-0	0	0	0	0	0	0	0	0	0	4		
23	Troymain Crosby		3-10	0-1	4-4	1	2	3	2	10	0	0	0	0	24		
<b>Totals</b>			17-51	6-19	11-13	5	19	24	12	51	7	13	0	1	200		

FG % 1st Half: 8-24 33.3% 2nd half: 9-27 33.3% Game: 17-51 33.3% Deadball Rebounds 1  
 3FG % 1st Half: 4-12 33.3% 2nd half: 2-7 28.6% Game: 6-19 31.6%  
 FT % 1st Half: 4-4 100.0 2nd half: 7-9 77.8% Game: 11-13 84.6%

**Vanderbilt 92 • 5-7**

##	Player	Total			3-Ptr			Rebounds			PF	TP	A	TO	Blk	Stl	Min
		FG-FGA	FG-FGA	FT-FTA	FG-FGA	FG-FGA	FT-FTA	Off	Def	Tot							
02	TOYE, Joe	f	1-2	1-2	1-2	1	4	5	0	4	3	1	2	1	18		
05	FISHER-DAVIS, M.	f	6-12	3-8	0-0	0	2	2	2	15	4	0	1	4	23		
11	ROBERSON, Jeff	f	7-10	5-6	2-2	1	3	4	2	21	4	1	1	1	22		
00	LEE, Saben	g	3-5	0-1	4-4	2	0	2	2	10	4	0	0	3	21		
13	LACHANCE, Riley	g	6-8	4-5	0-0	0	1	1	1	16	4	0	0	1	21		
01	WILLIS, Payton		2-3	2-3	0-0	0	2	2	1	6	1	1	1	1	16		
03	AUSTIN, JR., Larry		2-4	1-1	0-0	0	2	2	2	5	2	0	0	0	15		
10	EVANS, Maxwell		2-7	1-4	0-0	1	2	3	1	5	1	1	0	1	19		
12	BAPTISTE, Djery		1-1	0-0	0-0	0	2	2	1	2	0	0	0	0	8		
14	RICE, Isaiah		0-2	0-2	1-2	0	0	0	1	1	0	1	0	0	5		
15	BROWN, Clevon		0-4	0-3	2-2	1	2	3	1	2	0	0	0	0	18		
50	OBINNA, Ejike		2-2	0-0	1-2	2	3	5	4	5	0	1	0	0	14		
<b>Team</b>						1	7	8			1						
<b>Totals</b>			32-60	17-35	11-14	9	30	39	18	92	23	7	5	12	200		

FG % 1st Half: 19-34 55.9% 2nd half: 13-26 50.0% Game: 32-60 53.3% Deadball Rebounds 3  
 3FG % 1st Half: 11-22 50.0% 2nd half: 6-13 46.2% Game: 17-35 48.6%  
 FT % 1st Half: 3-4 75.0% 2nd half: 8-10 80.0% Game: 11-14 78.6%

Officials: Tim Gattis, Vladimir Voyard-Tadal, Erroll Lewis  
 Technical fouls: Alcorn State-None. Vanderbilt-None.  
 Attendance: 8125

Score by periods	1st	2nd	Total
Alcorn State	24	27	51
Vanderbilt	52	40	92

Points	In	Off	2nd	Fast	Bench
ALCN	18	9	0	0	19
VU	28	27	11	6	26

Last FG - ALCN 2nd-00:05, VU 2nd-00:54.  
 Largest lead - ALCN None, VU by 45 2nd-04:56.  
 ALCN led for 00:00. VU led for 39:31. Game was tied for 00:29.

Score tied - 0 times.  
 Lead changed - 0 times.

## Recap

NASHVILLE, Tenn. (AP) --- Vanderbilt began the night with the lowest 3-point field goal percentage in the Southeastern Conference.

It sure hasn't looked that way lately.

The Commodores set a season high for 3-pointers for the second straight game by going 17 for 35 from beyond the arc in a 92-51 rout of Alcorn State on Friday night.

The Commodores (5-7) made 12 shots from 3-point range in Wednesday's win over Houston Baptist.

"If only we would shoot like that every night, you'd feel a lot better as a coach," Vanderbilt coach Bryce Drew said. "I thought it was our best game of the year with our execution and our efficiency. You know, taking care of the basketball."

Drew used a small lineup with more shooters that he can't always use in the SEC.

"Obviously, it's not ideal," Drew said. "We're going to face a lot of big bodies and we're going to have to play big and small."

Getting the ball in transition, creating open looks with steals and the confidence of playing at home has helped the Commodores' 3-point shooting in the past two games.

Jeff Roberson scored 21 points, including five 3-pointers, as Vanderbilt won its final tune-up before SEC play.

Roberson became the third Vanderbilt senior to surpass 1,000 career points, joining Riley LaChance and Matthew Fisher-Davis.

The F-Troop of Butch Feher, Joe Ford and Jeff Fosnes (1976) is the only other Commodore class to accomplish that feat.

Roberson became the 48th Commodore to reach the milestone on a layup with 2:58 left in the first half.

"I knew about it, my mom told me about it," Roberson said. "My mom knows the game very well and she's my biggest supporter, so it's no surprise."

Vanderbilt finished two short of tying the school record of 19 3-pointers set in a win over High Point last season.

LaChance added 16 points, including four 3-pointers. Fisher-Davis, who made three 3-pointers, scored 15. Freshman Saben Lee added 10.


Vanderbilt set the tone early by taking a 12-0 lead, including 3-pointers on the game's first three baskets. The Commodores were up 52-24 by halftime and pulled away from there.

A.J. Mosby led Alcorn State (4-9) with 11 points and Troymain Crosby added 10, but the Braves fell to 0-8 on the road.

"You tell (your players) that they're bound to miss them," Braves coach Montez Robinson said of Vanderbilt's 3-point shooting. "You're trying to play statistics and you're hoping that this is not the game they are going to turn out and shoot it the way they shot it on us. And they did."

Vanderbilt entered the game with a 29.8 percentage from 3-point range.

# HEAD COACH BRYCE DREW



### THE DREW FILE

**High School:** Valparaiso (Ind.), '94  
**College:** Bachelor of Arts In Sports Management, Valparaiso, '98  
**Family:** Wife, Tara, son Bryson (4)



### DREW THROUGH THE YEARS

Year	School	Position	W-L	Conf.	Postseason
2019	Vanderbilt	Head Coach	2-0	-	-
2018	Vanderbilt	Head Coach	12-20	6-12	-
2017	Vanderbilt	Head Coach	19-16	10-8	NCAA First Round
2016	Valparaiso	Head Coach	30-7	16-2	NIT Finals
2015	Valparaiso	Head Coach	28-6	13-3	NCAA Second Round
2014	Valparaiso	Head Coach	18-16	9-7	CollegInsider.com First Round
2013	Valparaiso	Head Coach	26-8	13-3	NCAA Second Round
2012	Valparaiso	Head Coach	22-12	14-4	NIT First Round
2011	Valparaiso	Assistant Coach	23-12	12-6	CollegInsider.com First Round
2010	Valparaiso	Assistant Coach	15-17	10-8	-
2009	Valparaiso	Assistant Coach	9-22	5-13	-
2008	Valparaiso	Assistant Coach	22-14	9-9	College Basketball Invite 2nd Rd.
2007	Valparaiso	Assistant Coach	16-15	9-5	-
2006	Valparaiso	Assistant Coach	17-12	8-8	-
2005	Valencia (Spain)	Player	38-14		Champions League Second Round
2004	New Orleans (NBA)	Player	41-41		East 1st round
2003	New Orleans (NBA)	Player	47-35		East 1st round
2002	Charlotte (NBA)	Player	44-38		East Semifinals
2001	Chicago (NBA)	Player	15-67		-
2000	Houston (NBA)	Player	34-48		-
1999	Houston (NBA)	Player	31-19		West 1st round
1998	Valparaiso	Player	23-10	13-3	NCAA Regional Semifinals
1997	Valparaiso	Player	24-7	13-3	NCAA First Round
1996	Valparaiso	Player	22-10	13-5	NCAA First Round
1995	Valparaiso	Player	20-8	14-4	-
<b>Head Coach Totals</b>			<b>157-85</b>	<b>81-39</b>	
<b>Totals at Vanderbilt (Head Coach)</b>			<b>33-36</b>	<b>16-20</b>	
<b>Totals at Valparaiso (Head Coach)</b>			<b>124-49</b>	<b>65-19</b>	
<b>Totals at Valparaiso (Assistant)</b>			<b>102-92</b>	<b>53-49</b>	
<b>Totals at Valparaiso (playing)</b>			<b>89-35</b>	<b>53-15</b>	
<b>Totals as NBA Player</b>			<b>212-248</b>		

<b>3</b>	Three-time Conference Coach of the Year
<b>25</b>	Averaged 25 wins a year in five years at Valparaiso
<b>27</b>	27th coach in Vanderbilt basketball history, and ninth of the modern era.
<b>5</b>	Postseason appearances as a head coach, including three in the NCAA Tournament and two in the NIT.
<b>16</b>	Coached 16 All-Conference honorees.
<b>30</b>	Won 30 games with Valparaiso in 2015-16.
<b>2,142</b>	Career points scored at Valparaiso - the 2nd most in the program's history. He is also the program's leader in 3-pointers made (364) and assists (626).
<b>2</b>	Two-time NABC District 12 Coach of the Year
<b>6</b>	Played six seasons in the NBA... Two with Houston, one with Chicago, and three with Charlotte/New Orleans
<b>1,000</b>	Scored over 1,000 points in his NBA career.
<b>12</b>	Played alongside 12 NBA All-Stars
<b>3</b>	Played with three players named among the Top 50 NBA Players of All Time - Charles Barkley, Hakeem Olajuwon, and Scottie Pippin
<b>10</b>	Recruited a consensus Top 10 recruiting class for the class of 2018.



**VANDERBILT  
ATHLETIC COMMUNICATIONS**

**INTERVIEW POLICY**

Vanderbilt head coach Bryce Drew and selected Vanderbilt players will be available to the media before practice on a weekly basis during the non-conference season, and bi-weekly during the SEC season.

The times for those media sessions will be emailed to media members in advance of those pre-practice interviews.

Media may photograph the first 20 minutes of practice. All practices are closed to the public.

**POSTGAME INTERVIEW POLICY**

Vanderbilt head coach Bryce Drew will enter the Memorial Gym interview room after the NCAA-mandated 10-minute cooling off period, and after the visiting team makes an appearance in the interview room.

**VUCOMMODORES.COM**

The official website of Vanderbilt athletics, vucommodores.com, includes pregame notes, season statistics, videos of press conferences and meetings with the media, live stats, twitter feeds, and streaming audio and video of everything that is Commodore athletics.

**@VANDYMBB**

The official Twitter feed of Vanderbilt men's basketball, follow the latest information and get breaking news on Commodore basketball.

**VU QUICK FACTS**

**Location** ..... Nashville, Tenn.  
**Founded** ..... 1873  
**Conference** ..... Southeastern  
**Enrollment** ..... 6,738  
**Nickname** ..... Commodores  
**Colors** ..... Black and Gold  
**Home Arena** ..... Memorial Gymnasium (14,316)  
**Chancellor** ..... Nicholas Zeppos  
**Vice Chancellor** ..... David Williams II  
**Faculty Rep.** ..... Dr. Susan Wente

**Athletic Communications**

**Men's Basketball SID** ..... Andy Boggs  
**Media Relations Address** ..... 2601 Jess Neely Dr.  
 ..... Nashville, TN 37212  
**Office Phone** ..... (615) 343-1847  
**E-Mail** ..... Andy.Boggs@Vanderbilt.edu

**INS AND OUTS**

<b>Career Games Played</b>				
<b>Player</b>	<b>Games</b>	<b>Starts</b>	<b>Cons. Starts</b>	
Joe Toye	99	24	2	
Matt Ryan	74	6	2	
Clevon Brown	68	4	-	
Yanni Wetzell	61	59	-	
Saben Lee	34	31	27	
Maxwell Evans	31	15	-	
Isaiah Rice	2	-	-	
Darius Garland	2	2	2	
Aaron Nesmith	2	-	-	
Simisola Shittu	2	2	2	

<b>Double-Digit Scoring Games</b>				
<b>Player</b>	<b>Career (Record)</b>	<b>'18-19</b>	<b>Cons.</b>	
Joe Toye	20 (11-9)	2 (2-0)	2 (1-0)	
Saben Lee	18 (7-11)	1 (1-0)	-	
Matt Ryan	6	1 (1-0)	-	
Maxwell Evans	3 (2-1)	-	-	
Clevon Brown	1 (1-0)	-	-	
Darius Garland	2 (2-0)	2 (2-0)	2 (2-0)	
Simisola Shittu	2 (2-0)	2 (2-0)	2 (2-0)	
Aaron Nesmith	1 (1-0)	1 (1-0)	1 (1-0)	

<b>Double-Digit Rebounding Games</b>				
<b>Player</b>	<b>Career</b>	<b>'18-19</b>	<b>Cons.</b>	
Simisola Shittu	2 (2-0)	2 (2-0)	2 (2-0)	

<b>Double-Doubles</b>				
<b>Player</b>	<b>Career</b>	<b>'18-19</b>	<b>Cons.</b>	
Simisola Shittu	1 (1-0)	1 (1-0)	1 (1-0)	

**SEC PRESEASON POLL**

**Preseason Media Poll, Pts**

1. Kentucky
2. Tennessee
3. Auburn
4. Mississippi State
5. Florida
6. LSU
7. Alabama
8. Vanderbilt
9. Missouri
10. Arkansas
11. South Carolina
12. Texas A&M
13. Georgia
14. Ole Miss

**First Team All-SEC**

- Daniel Gafford – Arkansas
- Reid Travis – Kentucky
- Tremont Waters – LSU
- Chris Silva – South Carolina
- Grant Williams – Tennessee

**Second Team All-SEC**

- Bryce Brown – Auburn
- Jared Harper – Auburn
- Jalen Hudson – Florida
- PJ Washington – Kentucky
- Quinndary Weatherspoon – Mississippi State
- Jontay Porter – Missouri
- Admiral Schofield – Tennessee

**SEC Player of the Year**

- Grant Williams – Tennessee

**2018-19 TRENDS**

Winning Opening Tip .....	2-0
Losing Opening Tip .....	0-0
VU Scores First .....	0-0
Opponent Scores First .....	2-0
Leading at Halftime .....	2-0
Trailing at Halftime .....	0-0
Tied at Halftime .....	0-0
Leading with Five Minutes Remaining .....	2-0
Trailing with Five Minutes Remaining .....	0-0
Tied with Five Minutes Remaining .....	0-0
Leading with Two Minutes Remaining .....	2-0
Trailing with Two Minutes Remaining .....	0-0
Tied with Two Minutes Remaining .....	0-0
Overtime .....	0-0
Games Decided by Three Points or Less .....	0-0
Games Decided by 4-10 Points .....	1-0
Games Decided by 11-20 Points .....	1-0
Games Decided by 21-plus Points .....	0-0
VU Shoots 50% or Better .....	1-0
VU Shoots 40% or Better .....	1-0
VU Shoots Lower Than 40% .....	1-0
Opponent Shoots 50% or Better .....	0-0
Opponent Shoots 40% or Better .....	1-0
Opponent Shoots Lower Than 40% .....	1-0
VU Outshoots Opponent .....	1-0
VU Outshot by Opponent .....	1-0
Shoot Same Percentage .....	0-0
VU Scores 70 Points or More .....	2-0
VU Scores Less Than 70 Points .....	0-0
VU Scores 80 Points or More .....	2-0
VU Scores 90 Points or More .....	1-0
Opponent Scores 70 Points or More .....	2-0
Opponent Scores Less Than 70 Points .....	0-0
Opponent Scores 80 Points or More .....	0-0
Opponent Scores 90 Points or More .....	0-0
Makes More 3-Pointers Than Opponent .....	2-0
Makes Fewer 3-Pointers Than Opponent .....	0-0
3-Pointers are Equal .....	0-0
Outrebounds Opponent .....	1-0
Outrebounded by Opponent .....	1-0
Rebounds are Equal .....	0-0
Playing on National TV .....	1-0
Playing on Regional TV .....	0-0
Online Only .....	1-0
Playing on Weekday .....	1-0
Playing on Weekend .....	1-0
Game Tips Before 6 p.m. CT (afternoons) .....	0-0
Game Tips After 6 p.m. CT (evenings) .....	2-0
In White Uniforms .....	1-0
In Gold Uniforms .....	0-0
In Black Uniforms .....	1-0
In Grey Uniforms .....	0-0
In November .....	2-0
In December .....	0-0
In January .....	0-0
In February .....	0-0
In March .....	0-0
Home .....	1-0
Neutral .....	0-0
Away .....	1-0
<b>Conferences</b>	
vs. Non-Conference .....	2-0
Big South .....	1-0
Pac 12 .....	1-0
Vs. SEC .....	0-0
<b>Lineups</b>	
Garland, Lee, Ryan, Toye, Shittu .....	2-0

## 2018-19 Roster

No.	Name	Pos.	Ht.	Wt.	Cl.-Yr	Hometown (Previous School)
0	Saben Lee	G	6-2	183	So. - 2nd	Phoenix, Ariz. (Corona Del Sol)
1	Yanni Wetzell	F/C	6-10	240	R-Jr. - 4th	Auckland, N.Z. (St. Mary's (Texas)/Westlake Boys)
2	Joe Toye	G/F	6-7	210	Sr. - 4th	Chicago, Ill. (Whitney Young)
3	Maxwell Evans	G	6-2	192	So. - 2nd	Houston, Texas (Bellaire)
10	Darius Garland	G	6-2	175	Fr. - 1st	Nashville, Tenn. (Brentwood Academy)
11	Simisola Shittu	F/C	6-10	240	Fr. - 1st	Burlington, Ont. (Vermont Academy)
13	Matthew Moyer	F	6-8	217	R-So. - 3rd	Gahanna, Ohio (Syrcause/South Kent Prep/Lincoln)
14	Isaiah Rice	G	5-11	195	So. - 2nd	Indianapolis, Ind. (Park Tudor)
15	Clevon Brown	F	6-8	240	Jr. -3rd	San Antonio, Texas (Churchill)
24	Aaron Nesmith	F	6-6	213	Fr. - 1st	Charleston, S.C. (Porter Gaud)
32	Matt Ryan	F	6-8	215	R-Jr. - 4th	Cortlandt Manor, N.Y. (Notre Dame/Iona Prep)
42	Mac Hunt	G	6-6	182	Fr. - 1st	Chattanooga, Tenn. (McCallie)
50	Ejike Obinna	F/C	6-10	240	So. - 2nd	Enugu, Nigeria (Virginia Academy (Va.))

### COACHING STAFF

Head Coach..... **Bryce Drew** (Valparaiso, 1998) - 3rd  
 Associate Head Coach..... **Roger Powell** (Illinois, 2005) - 3rd  
 Assistant Coach..... **Jake Diebler** (Valparaiso, 2009) - 3rd  
 Assistant Coach..... **Casey Shaw** (Toledo, 1998) - 3rd  
 Director of Scouting..... **Luke Simons** (Purdue, 2005) - 3rd  
 Director of Operations..... **Matt Olinger** (Liberty, 2007) - 3rd

### SUPPORT STAFF

Athletic Communications Dir. .... **Andy Boggs** (Florida State, 1998)  
 Academic Support... **Max Maurice Martin** (South Carolina St., 1991)  
 Athletic Trainer..... **Brandon Wells** (UW-Stevens Point, 2007)  
 Strength and Conditioning..... **Jeremy Anderson** (Liberty, 2011)

### PRONUNCIATION GUIDE

Clevon Brown..... **CLEE-von**  
 Jake Diebler..... **DEEB-ler**  
 Aaron Nesmith..... **NEE-smith**  
 Ejike Obinna..... **EH-Je-KAY Oh-Bean-a**  
 Simisola Shittu..... **SIMI-sola Shi-TU**  
 Joe Toye..... **TOY**

### ROSTER BY CLASS

#### Seniors (1)

**Joe Toye** ..... Chicago, Ill.

#### Juniors (3)

**Clevon Brown**..... San Antonio, Texas  
**Matt Ryan**..... Cortlandt Manor, N.Y.  
**Yanni Wetzell** ..... Auckland, N.Z.

#### Sophomores (5)

**Maxwell Evans** ..... Houston, Texas  
**Saben Lee**..... Phoenix, Ariz.  
**Matthew Moyer** ..... Gahanna, Ohio  
**Ejike Obinna** ..... Enugu, Nigeria  
**Isaiah Rice** ..... Indianapolis, Ind.

#### Freshman (4)

**Darius Garland** ..... Nashville, Tenn.  
**Mac Hunt**..... Chattanooga, Tenn.  
**Aaron Nesmith** ..... Charleston, S.C.  
**Simisola Shittu**..... Burlington, Ont.

# MEMORIAL MAGIC - THE HOME TO VANDERBILT HOOPS SINCE 1952

## HISTORIC MEMORIAL GYMNASIUM IN 67TH SEASON

Storied Memorial Gymnasium is in its 67th season as the host venue of Vanderbilt basketball. The SEC's most historic hoops setting has played host to more than 950 men's contests as well as the 1984 and 1991 SEC Tournaments and 40 men's and women's NCAA Tournament contests (since the early 1980s).

As the oldest gymnasium in the SEC, Memorial Gymnasium is renowned for its end zone benches, raised floor and unique atmosphere. It was dedicated in 1952 as a memorial to all Vanderbilt men and women who served in World War II. It was built by the late master architect Edwin Keeble, who was commissioned to build a combination gymnasium/concert hall.

<b>.779</b>	All-time winning percentage at Memorial Gym (795-227).
<b>.888</b>	Winning percentage against non-conference opponents since 1990 (214-27).
<b>6</b>	Undefeated seasons at home.

### Winningest Coaches at Memorial Gymnasium

Coach	Yrs	Record
1. Kevin Stallings (2000-16)	17	226-65
2. Roy Skinner (1959, 1962-76)	16	181-41
3. Bob Polk (1948-58, 1960-61)	8	96-15
4. C.M. Newton (1982-89)	8	91-37
5. Jan van Breda Kolff (1994-99)	6	75-20
6. Eddie Fogler (1990-93)	4	54-12

### Coach Drew at Memorial Gymnasium

Coach	Yr	Record
Bryce Drew	2016-17	11-5
	2017-18	11-7
	2018-19	1-0
	<b>Total</b>	<b>23-12</b>

## ANNUAL ATTENDANCE FIGURES

Year	All Games	Attendance	Average	NCAA Rank	SEC Games	SEC Attendance	Average
2018-19	1	8,387	8,387	-	-	-	-
2017-18	18	165,131	9,174	46	9	89,065	9,896
2016-17	16	154,169	9,636	45	9	92,645	10,294
2015-16	16	178,167	11,135	36	9	107,318	11,924
2014-15	19	168,377	8,862	51	9	88,830	9,870
2013-14	16	152,539	9,534	45	9	92,455	10,273
2012-13	15	159,557	10,637	36	9	100,986	11,221
2011-12	18	246,561	13,698	18	8	112,368	14,046
2010-11	17	234,632	13,802	18	8	114,346	14,293
2009-10	16	217,965	13,623	21	8	113,539	14,192
2008-09	17	225,686	13,276	25	8	112,833	14,104
2007-08	19	254,954	13,418	22	8	113,713	14,214
2006-07	17	204,511	12,030	31	8	109,043	13,630
2005-06	16	195,159	12,197	24	8	108,258	13,532
2004-05 <sup>^</sup>	19	191,678	10,088	43	8	105,357	13,170
2003-04	17	192,301	11,312	33	8	106,990	13,374
2002-03	16	153,123	9,570	46	8	96,906	12,113
2001-02	17	150,325	8,843	50	8	93,873	11,734
2000-01	19	186,468	9,814	45	8	102,055	12,757
1999-00*	18	197,770	10,987	30	8	106,741	13,343
1998-99	16	192,538	12,034	26	8	106,128	13,266
1997-98	16	213,974	13,373	21	8	117,819	14,727
1996-97	16	207,771	12,986	25	8	120,214	15,027
1995-96	18	226,354	12,575	28	8	112,996	14,125
1994-95	13	183,042	14,080	17	8	118,932	14,867
1993-94	16	223,997	14,000	15	8	121,345	15,168
1992-93	14	212,156	15,154	11	8	122,536	15,317
1991-92	17	210,585	12,387	29	8	115,104	14,388
1990-91	16	214,638	13,415	19	9	133,482	14,831
1989-90	19	259,992	13,684	18	9	136,136	15,126
1988-89	15	224,657	14,977	13	9	137,212	15,246
1987-88	16	223,747	13,984	14	9	138,393	15,377
1986-87	17	226,343	13,314	14	9	130,854	14,539
1985-86	15	200,806	13,387	14	9	128,059	14,229
1984-85	16	194,390	12,149	17	9	122,514	13,613
1983-84	18	249,292	13,850	10	9	135,546	15,050
1982-83	17	237,584	13,976	9	9	135,418	15,046
1981-82	14	202,225	14,445	9	9	131,699	14,633
1980-81	15	227,478	15,165	9	9	136,436	15,160
1979-80	15	228,029	15,202	5	9	138,754	15,417
1978-79	14	215,330	15,380	5	9	139,930	15,547
1977-78	14	207,375	14,813	5	9	134,232	14,915
1976-77	15	211,966	14,131	4	9	149,108	16,568
1975-76	13	180,901	13,915	-	9	135,375	15,042
1974-75	12	178,527	14,877	-	9	134,304	14,923
1973-74	12	182,728	15,227	-	9	140,252	15,584
1972-73	12	173,567	14,464	-	9	131,193	14,577
1971-72	12	156,778	13,065	-	9	120,172	13,352
1970-71	12	170,634	14,220	-	9	130,260	14,473
1969-70	12	176,763	14,730	-	9	135,745	14,861
1968-69	12	126,896	10,575	-	9	95,300	10,589
1967-68	12	129,722	10,810	-	9	96,274	10,697
1966-67	12	105,492	8,791	-	9	79,173	8,797
1965-66	12	106,022	8,835	-	9	62,368	8,910
1964-65	12	98,821	8,235	-	9	65,712	8,214
1963-64	12	84,827	7,069	-	6	35,684	5,947
1962-63	12	75,261	6,272	-	6	46,183	6,598
1961-62	13	73,640	5,665	-	8	47,357	5,920
1960-61	13	74,187	5,707	-	7	45,549	6,507
1959-60	14	76,199	5,443	-	8	46,064	5,758

<sup>^</sup> First year capacity increased from 14,168 to 14,316; \* First year capacity decreased from 15,311 to 14,168

**VANDERBILT BASKETBALL  
QUICK HITTERS**

- This is the 116th year of Vanderbilt basketball, with the first season taking place in 1900-01. There were no teams in 1904-05 and 1905-06.
- The Commodores have been named to 15 NCAA Tournaments and 12 NIT's. Vanderbilt advanced to the Elite 8 in 1965 (field of 23), and the Sweet 16 in 1988, 1993, 2004, and 2007. The Commodores captured the NIT Championship in 1990 and finished runner-up in 1994.
- The Commodores are a charter member of the SEC, with the 2017-18 season being the 85th year in the conference.
- Vanderbilt is the only private institution in the SEC with the lowest enrollment of any of the 14 schools (6,738).
- Vanderbilt's Perry Wallace became the first African-American scholarship basketball player in the SEC when he took the court in 1967.
- The Commodores have 48 career 1,000-point scorers, with Shan Foster (2004-08) the all-time leading scorer with 2,011 career points.
- Vanderbilt has had 12 All-Americans since 1950. They are: Billy Joe Adcock (1950), Clyde Lee (1965), Tom Hagan (1969), Jan van Breda Kolff (1974), Will Perdue (1988), Billy McCaffrey (1993), Dan Langhi (2000), Matt Freije (2004), Derrick Byars (2007), Shan Foster (2008), and John Jenkins (2011).
- Vanderbilt had two players selected in the 2016 NBA Draft - Wade Baldwin IV, Memphis, 17th pick and Damian Jones, Golden State 30th pick - one of only three schools with two or more players drafted in the first round. In all, 37 Vanderbilt players have been selected in the NBA Draft since 1950.
- The Commodores had three players drafted in the first 31 picks of the 2012 NBA Draft - John Jenkins, Atlanta, 23rd pick, Festus Ezeli, Golden State, 30th pick, Jeffery Taylor, Charlotte, 31st pick - the most by the Commodores in one draft.
- The Commodores ended a 61-year SEC Tournament drought in 2012 by claiming the tournament championship in New Orleans, the team's first SEC tournament championship since 1951.
- Kevin Stallings is the winningest coach in Vanderbilt history with 322 total victories (17 years, 322-220).
- All three of the university's top all-time scorers played for Kevin Stallings (Foster, Jeffery Taylor, Matt Freije). John Jenkins, who is 10th on the list, also played for him.
- Vanderbilt's intercollegiate athletics teams are nicknamed the Commodores, in honor of the nickname given to founder Cornelius Vanderbilt, who made his fortune in shipping. Vanderbilt donated \$1 million to begin "Central University" in 1875 - the campus was later renamed for Cornelius because of his generosity. Cornelius never stepped foot on the campus that bears his namesake.

**SEC STANDINGS**

**2018-19 SEC STANDINGS (11/14)**

	SEC	Pct.	All	Pct.
Alabama	0-0	.000	2-0	1.00
Auburn	0-0	.000	2-0	1.00
LSU	0-0	.000	3-0	1.00
Ole Miss	0-0	.000	1-0	1.00
Miss. State	0-0	.000	2-0	1.00
Tennessee	0-0	.000	3-0	1.00
Vanderbilt	0-0	.000	2-0	1.00
South Carolina	0-0	.000	2-1	.667
Arkansas	0-0	.000	1-1	.500
Florida	0-0	.000	1-1	.500
Georgia	0-0	.000	1-1	.500
Kentucky	0-0	.000	1-1	.500
Missouri	0-0	.000	1-1	.500
Texas A&M	0-0	.000	1-1	.500

**SEC STATS**

**VU TEAM SEC RANKINGS (11/14)**

Category	All
Scoring	5th (87.0)
Scoring Defense	T-11th (78.5)
Scoring Margin	10th (+8.5)
FT%	10th (.660)
FG%	7th (.455)
FG% Defense	9th (.409)
3FG%	7th (.339)
3FG% Defense	1st (.209)
3FG Made	3rd (9.5)
Rebound Margin	T-12th (-2.0)
Blocks	T-12th (4.0)
Assists	8th (14.5)
Steals	12th (5.5)
Turnover Margin	11th (-0.5)
Assist/TO Ratio	5th (1.2)

**VU INDIVIDUAL SEC RANKINGS (11/14)**

Player	Total
Darius Garland	T-2nd (21.5)
Scoring	T-2nd (21.5)
3FG Made	T-5th (3.0)
Minutes	1st (36.0)
Simisola Shittu	Total
Rebounding	1st (12.5)
Steals	T-6th (2.5)
Off. Rebounds	T-5th (4.0)
Def. Rebounds	1st (8.5)
Saben Lee	Total
Assists	T-8th (4.0)
A/TO Ratio	T-9th (2.0)
Joe Toye	Total
FT%	10th (.875)
Clevon Brown	Total
Offensive Rebounds	T-9th (.3.0)

**2017-18 ALL-SEC TEAMS**

**First Team All-SEC**

- Jaylen Barford, Arkansas
- Chris Chiozza, Florida
- Yante Maten, Georgia
- Kevin Knox, Kentucky
- Kassius Robertson, Missouri
- Chris Silva, South Carolina
- Grant Williams, Tennessee
- Tyler Davis, Texas A&M

**Second Team All-SEC**

- Collin Sexton, Alabama
- Daryl Macon, Arkansas
- Bryce Brown, Auburn
- Jared Harper, Auburn
- Shai Gilgeous-Alexander, Kentucky
- Quinnndary Weatherspoon, Mississippi State
- Admiral Schofield, Tennessee
- Jeff Roberson, Vanderbilt

**All-Freshman Team**

- Collin Sexton, Alabama
- Daniel Gafford, Arkansas
- Shai Gilgeous-Alexander, Kentucky
- Kevin Knox, Kentucky
- Tremont Waters, LSU
- Nick Weatherspoon, Mississippi State
- Jontay Porter, Missouri
- TJ Starks, Texas A&M

**All-Defensive Team**

- Donta Hall, Alabama
- Anfernee McLemore, Auburn
- Chris Chiozza, Florida
- Chris Silva, South Carolina
- Robert Williams, Texas A&M

**Coach of the Year**

- Rick Barnes, Tennessee

**Player of the Year**

- Grant Williams, Tennessee

**Scholar Athlete of the Year**

- Juwan Parker, Georgia

**Co-Freshman of the Year**

- Collin Sexton, Alabama
- Kevin Knox, Kentucky

**Co-Sixth man of the Year**

- Jontay Porter, Missouri
- Lamonté Turner, Tennessee

**Defensive Player of the Year**

- Chris Silva, South Carolina
- Robert Williams, Texas A&M

# Vanderbilt Combined Overall Statistics



## 2018-19 Vanderbilt Basketball Vanderbilt Combined Team Statistics (as of Nov 12, 2018) All games



RECORD:	OVERALL	HOME	AWAY	NEUTRAL
ALL GAMES	2-0	1-0	1-0	0-0
CONFERENCE	0-0	0-0	0-0	0-0
NON-CONFERENCE	2-0	1-0	1-0	0-0

#	Player	gp-gs	min	avg	Total		3-Point		F-Throw		Rebounds				pf	dq	a	to	blk	stl	pts	avg
					fg-fga	fg%	3fg-fga	3fg%	ft-fa	ft%	off	def	tot	avg								
10	GARLAND, Darius	2-2	72	36.0	15-29	.517	6-12	.500	7-9	.778	1	7	8	4.0	5	0	5	8	2	3	43	21.5
11	SHITTU, Simisola	2-2	58	29.0	11-24	.458	0-1	.000	10-16	.625	8	17	25	12.5	8	1	4	4	2	5	32	16.0
02	TOYE, Joe	2-2	60	30.0	8-17	.471	5-10	.500	7-8	.875	4	11	15	7.5	3	0	4	1	0	1	28	14.0
00	LEE, Saben	2-2	60	30.0	9-21	.429	0-5	.000	3-3	1.000	1	7	8	4.0	7	0	8	4	0	1	21	10.5
32	RYAN, Matt	2-2	57	28.5	6-18	.333	5-15	.333	3-5	.600	0	7	7	3.5	4	0	3	1	1	0	20	10.0
24	NESMITH, Aaron	2-0	38	19.0	4-10	.400	3-9	.333	3-3	1.000	1	5	6	3.0	4	0	5	2	0	0	14	7.0
15	BROWN, Clevon	2-0	37	18.5	7-13	.538	0-3	.000	0-3	.000	6	4	10	5.0	5	0	0	2	3	1	14	7.0
01	WETZELL, Yanni	2-0	11	5.5	1-1	1.000	0-0	.000	0-2	.000	0	1	1	0.5	2	0	0	3	0	0	2	1.0
03	EVANS, Maxwell	2-0	6	3.0	0-1	.000	0-1	.000	0-1	.000	0	0	0	0.0	1	0	0	0	0	0	0	0.0
Team											3	1	4									
Total.....		2	399		61-134	.455	19-56	.339	33-50	.660	24	60	84	42.0	39	1	29	25	8	11	174	87.0
Opponents.....		2	400		61-149	.409	9-43	.209	26-42	.619	34	54	88	44.0	45	-	19	24	5	12	157	78.5

TEAM STATISTICS	VU	OPP	Date	Opponent	Score	Att.
SCORING	174	157	11/06/18	WINTHROP	w 92-79	8387
Points per game	87.0	78.5	11/11/18	at Southern California	w 82-78	3804
Scoring margin	+8.5	-	* - Conference game			
FIELD GOALS-ATT	61-134	61-149				
Field goal pct	.455	.409				
3 POINT FG-ATT	19-56	9-43				
3-point FG pct	.339	.209				
3-pt FG made per game	9.5	4.5				
FREE THROWS-ATT	33-50	26-42				
Free throw pct	.660	.619				
F-Throws made per game	16.5	13.0				
REBOUNDS	84	88				
Rebounds per game	42.0	44.0				
Rebounding margin	-2.0	-				
ASSISTS	29	19				
Assists per game	14.5	9.5				
TURNOVERS	25	24				
Turnovers per game	12.5	12.0				
Turnover margin	-0.5	-				
Assist/turnover ratio	1.2	0.8				
STEALS	11	12				
Steals per game	5.5	6.0				
BLOCKS	8	5				
Blocks per game	4.0	2.5				
ATTENDANCE	8387	3804				
Home games-Avg/Game	1-8387	1-3804				
Neutral site-Avg/Game	-	0-0				

Score by Periods	1st	2nd	Totals
Vanderbilt	89	85	174
Opponents	76	81	157



## Vanderbilt Points-Rebounds-Assists

Opponent	Date	Score		00	01	02	03	10	11	15
				LEE,SABEN	WETZELL,YA	TOYE,JOE	EVANS,MAXW	GARLAND,DA	SHITTU,SIM	BROWN,CLEV
WINTHROP	11/06/18	92-79	w	12-6-5	0-0-0	12-6-3	0-0-0	24-3-4	18-10-1	6-6-0
at Southern California	11/11/18	82-78	w	9-2-3	2-1-0	16-9-1	0-0-0	19-5-1	14-15-3	8-4-0

Opponent	Date	Score		24	32
				NESMITH,AA	RYAN,MATT
WINTHROP	11/06/18	92-79	w	4-2-1	16-2-1
at Southern California	11/11/18	82-78	w	10-4-4	4-5-2

## Vanderbilt Team Statistics

Opponent	Date	Score		Total		3-Pointers		Free throws		Rebounds				pf	a	t/o	blk	stl	pts	avg
				fg-fga	pct	3fg-fga	pct	ft-fta	pct	off	def	tot	avg							
WINTHROP	11/06/18	92-79	w	34-63	.540	10-30	.333	14-20	.700	5	30	35	35.0	19	15	11	7	4	92	92.0
at Southern California	11/11/18	82-78	w	27-71	.380	9-26	.346	19-30	.633	19	30	49	42.0	20	14	14	1	7	82	87.0
Vanderbilt		174		61-134	.455	19-56	.339	33-50	.660	24	60	84	42.0	39	29	25	8	11	174	87.0
Opponents		157		61-149	.409	9-43	.209	26-42	.619	34	54	88	44.0	45	19	24	5	12	157	78.5

Games played: 2  
 Points/game: 87.0  
 FG Pct: 45.5  
 3FG Pct: 33.9  
 FT Pct: 66.0

Rebounds/game: 42.0  
 Assists/game: 14.5  
 Turnovers/game: 12.5  
 Assist/turnover ratio: 1.2  
 Steals/game: 5.5  
 Blocks/game: 4.0

## Vanderbilt Opponent Statistics

Opponent	Date	Score		Total		3-Pointers		Free throws		Rebounds				pf	a	t/o	blk	stl	pts	avg
				fg-fga	pct	3fg-fga	pct	ft-fta	pct	off	def	tot	avg							
WINTHROP	11/06/18	92-79	w	29-68	.426	5-24	.208	16-24	.667	13	28	41	41.0	19	10	13	0	4	79	79.0
at Southern California	11/11/18	82-78	w	32-81	.395	4-19	.211	10-18	.556	21	26	47	44.0	26	9	11	5	8	78	78.5
Opponents		157		61-149	.409	9-43	.209	26-42	.619	34	54	88	44.0	45	19	24	5	12	157	78.5
Vanderbilt		174		61-134	.455	19-56	.339	33-50	.660	24	60	84	42.0	39	29	25	8	11	174	87.0

Games played: 2  
 Points/game: 78.5  
 FG Pct: 40.9  
 3FG Pct: 20.9  
 FT Pct: 61.9

Rebounds/game: 44.0  
 Assists/game: 9.5  
 Turnovers/game: 12.0  
 Assist/turnover ratio: 0.8  
 Steals/game: 6.0  
 Blocks/game: 2.5

**THE LAST TIME...**

**VANDERBILT INDIVIDUALS**

**Scoring:**

**Scored 25 points** – Riley LaChance (26), at LSU, 2/20/2018

**Scored 30 points** – Jeff Roberson (30), at Auburn, 2/3/2018

**Scored 35 points** – Billy McCaffrey (35), vs. Georgia, 2/24/1993

**Scored 40 points** – Shan Foster (42) vs. Mississippi State, 3/5/2008

**Two Players Had 20 Points** –

Riley LaChance (26), Jeff Roberson (20) at LSU, 2/20/2018

**Three Players Had 20 Points** – Derrick Byars (28), Shan Foster (21) and Ross Neltner (20) vs. Toledo, 12/2/2006

**Scored 20 Points in Two Straight Games** –

Jeff Roberson (26), Riley LaChance (21) vs. Florida (2/17/2018); Riley LaChance (26), Jeff Roberson (20) at LSU (2/20/2018)

**Scored 20 Points in Three Straight Games** –

Jeff Roberson (22) vs. Miss. St., 2/14/18; Jeff Roberson (26) vs. Florida, 2/17/18; Jeff Roberson (20) at LSU, 2/20/18; Riley LaChance (21) vs. Florida, 2/17/18; Riley LaChance (26) at LSU, 2/20/18; Riley LaChance (23) vs. Texas A&M, 2/24/18

**Scored 20 Points in Four Straight Games** –

Jeff Roberson (22), vs. Miss. St., 2/14/18; Jeff Roberson (26) vs. Florida, 2/17/18; Jeff Roberson (20) at LSU, 2/20/18; Jeff Roberson (21) vs. Texas A&M, 2/24/18

**Scored 20 Points in Five Straight Games** –

Jeff Roberson (21) at Tennessee, 1/23/2018; vs. LSU (20), 1/20/2018; vs. TCU (20), 1/27/2018; at Kentucky (23), 1/30/2018; at Auburn (30), 2/3/2018

**Scored 20 Points in Six Straight Games** –

Shan Foster vs. Georgia (29), 2/23/2008; vs. Tennessee (32), 2/26/2008; at Arkansas (22), 3/1/2008; vs. Mississippi State (42), 3/5/2008; at Alabama (21), 3/8/2008; vs. Auburn (26), 3/13/2008

**Five Players Scored in Double Figures** –

Simisola Shittu (18), Matt Ryan (16), Saben Lee (12), Joe Toye (12), Darius Garland (24) vs. Winthrop, 11/6/2018

**Seven Players Scored in Double Figures** –

Damian Jones (10), Wade Baldwin IV (20), Riley LaChance (10), Nolan Cressler (14), Joe Toye (10), Matthew Fisher-Davis (12), Josh Henderson (11), vs. Detroit (12/2/15)

**Four Players with 15 or more points** –

Jeff Roberson (19), Matthew Fisher-Davis (19), Riley LaChance (19), Luke Kornet (16) vs. Kentucky, 1/10/2017

**Double-Doubles:**

**Double-Double** – Simisola Shittu (14 points, 15 rebounds) at USC, 11/11/2018

**20-10 game** – Jeff Roberson (22 points, 11 rebounds) vs. Miss. St., 2/14/2018

**30-10 game** – Jeff Roberson (30 points, 10 rebounds) at Auburn, 2/3/2018

**Back-to-back 20-10 games** – Matt Freije vs. South Carolina (26 points, 11 rebounds) 1/28/04; vs. Kentucky (20 points, 11 rebounds) 1/31/04

**Double-Double in Points and Rebounds** – Simisola Shittu (14 points, 15 rebounds) at USC, 11/11/2018

**Double-Double in Points and Assists** – Wade Baldwin IV (15 points, 10 assists) vs. Western Michigan, 12/30/2015

**Double-Double in Points and Blocks** – Luke Kornet (11 points, 10 blocks) vs. Auburn (1/12/2016)

**Double-Double in Points and Steals** – Never

**Double-Double in Two Consecutive games** –

Simisola Shittu (18 points, 10 rebounds) vs. Winthrop, 11/6/18; (14 points, 15 rebounds) at USC

**Double-Double in three consecutive games** – Jeff Roberson vs. Austin Peay (13 points, 10 rebounds) 11/10/2017; at Belmont (13 points, 12 rebounds) 11/10/2017; vs. UNC Asheville (17 points, 12 rebounds) 11/10/2017

**Two players record double-double** –

Damian Jones (24 points, 12 rebounds), Luke Kornet (10 points, 10 rebounds) vs. Trevecca, 11/16/2014

**Triple-Doubles:**

**Triple-Double** – Luke Kornet (11 points, 11 rebounds, 10 blocks) vs. Auburn, 1/12/16; Brad Tinsley (11 points, 10 rebounds, 10 assists) vs. Presbyterian, 11/12/2010

**Field Goals:**

**Made 10 FG in a game** – Jeff Roberson (10) at Auburn, 2/3/2018

**Made 11 FG in a game** – Matthew Fisher-Davis (11) vs. Auburn, 1/4/2017

**Made 12 FG in a game** – Damian Jones (12) at Florida, 2/23/2016

**Made 16 FG in a game** – Shan Foster (16) vs. Mississippi State, 3/5/2008

**Attempted 15 FG in a game** – Darius Garland (15) vs. Winthrop, 11/6/2018

**Attempted 16 FG in a game** – Riley LaChance (16) vs. Missouri, 2/27/2018

**Attempted 17 FG in a game** – Jeff Roberson (17) at Auburn, 2/3/2018

**Attempted 18 FG in a game** – Riley LaChance (18) at LSU, 2/20/2018

**Attempted 19 FG in a game** – Rod Odom (19) vs. Missouri, 1/16/14

**Attempted 20 FG in a game** – Jeff Roberson (20), vs. Texas A&M, 2/24/18

**Three-Pointers:**

**Made 5 3-pointers in a game** – Riley LaChance (5) vs. Missouri, 2/27/2018

**Made 6 3-pointers in a game** – Riley LaChance (6) vs. Texas A&M, 2/24/18

**Made 7 3-pointers in a game** – Matthew Fisher-Davis (7) vs. Auburn, 1/4/2017

**Made 8 3-pointers in a game** – Shan Foster (8) vs. UMass, 1/5/2008

**Made 9 3-pointers in a game** – Shan Foster (9) vs. Mississippi State, 3/5/2008

**Attempted 10 3-pointers in a game** – Riley LaChance (10) vs. Missouri, 2/27/2018

**Attempted 15 3-pointers in a game** – John Jenkins (16) vs. Oregon, 11/11/2011

**Free Throws:**

**Made 10 FT in a game** – Jeff Roberson (10), at Kentucky, 1/30/2018

**Made 12 FT in a game** – Jeff Roberson (12) vs. Florida, 2/17/2018

**Made 13 FT in a game** – A.J. Ogilvy (13) vs. DePaul, 12/5/2009

**Made 18 FT in a game** – Matt Freije (18) vs. Indiana, 11/24/2003

**Attempted 12 FT in a game** – Jeff Roberson (12) vs. Florida, 2/17/2018

**Attempted 14 FT in a game** – Wade Baldwin IV (14) vs. Florida, 1/26/2016

**Attempted 15 FT in a game** – Saben Lee (16) vs. Kansas St., 12/3/2017

**Rebounds:**

**10 Rebounds in a game** – Simisola Shittu (10), vs. Winthrop, 11/6/2018

**15 Rebounds in a game** – Simisola Shittu (15), at USC, 11/11/2018

**10+ Rebounds in Three Consecutive Games** – Jeff Roberson vs. Austin Peay (10) 11/10/2017; at Belmont (12) 11/10/2017; vs. UNC Asheville (12) 11/10/2017

**Assists:**

**8 Assists** – Riley LaChance (8) vs. Miss. St. (2/14/18)

**9 Assists** – Saben Lee (9) vs. Texas A&M, 2/24/18

**10 Assists** – Wade Baldwin IV (10) vs. Auburn, 1/12/16

**11 Assists** – Mario Moore (13) vs. Arkansas, 2/19/2005

**12 Assists** – Mario Moore (13) vs. Arkansas, 2/19/2005

**13 Assists** – Mario Moore (13) vs. Arkansas, 2/19/2005

**14 Assists** – Billy McCaffrey (14) vs. Kentucky, 1/13/1993

**5+ Assists in Four Consecutive Games** – Wade Baldwin IV (8) vs. Texas A&M, 2/4/16; (9) at Ole Miss, 2/6/16; (7) vs. Missouri, 2/10/16; (7) at Auburn, 2/13/16; (9) at Miss. St., 2/16/16; (7) vs. Georgia, 2/20/16

**8+ Assists in Two Consecutive Games** – Atiba Prater (9) at Georgia, 2/2/2000; (9) vs. Boston College, 2/6/2000

**Blocks:**

**4 Blocked Shots** – Matthew Fisher-Davis (4) at South Carolina, 1/6/2018

**5 Blocked Shots** – Luke Kornet (5) vs. Texas A&M, 2/16/2017

**6 Blocked Shots** – Luke Kornet (6) at Texas A&M, 3/5/2016

**7 Blocked Shots** – Clevon Brown (8) at Ole Miss, 3/3/2018

**10 Blocked Shots** – Luke Kornet (10) vs. Auburn, 1/12/16

**Steals:**

**4 Steals** – Jeff Roberson (4) vs. Missouri, 2/27/2018

**5 Steals** – Riley LaChance (5) vs. Penn, 12/22/2014

**6 Steals** – Dan Cage (6) vs. Furman, 11/28/2006

**7 Steals** – James Strong (8) vs. Morehead State, 11/24/1998

**8 Steals** – James Strong (8) vs. Morehead State, 11/24/1998

**Minutes:**

**Played every minute** – Jeff Roberson at Ole Miss, 3/3/2018

**Played over 40 minutes** – Jeff Roberson (43), at Kentucky, 1/30/2018

**All 5 starters played 40 minutes** – Steve Tchiengang (40), Brad Tinsley (40), Lance Goulbourne (41), Jeffery Taylor (41), and John Jenkins (41), at Louisville, 12/2/2011

**Fouls:**

**Technical Foul** – Team, at Arkansas, 2/10/2018

**Fouled Out** – Simisola Shittu, at USC, 11/11/18

**Two Players Fouled Out** – Riley LaChance, Djery Baptiste, vs. Kansas St., 12/3/2017

**Three Players Fouled Out** – Saben Lee, Clevon Brown, Djery Baptiste vs. Tennessee, 1/9/2018

**TEAM**

**Started the game with Opponent Technical Foul** – Furman bench, 12/22/2008

**Scored 95 or more points** – 102 vs. Detroit, 12/2/15 (W, 102-52)

**Scored 100 or more points** – 102 vs. Detroit, 12/2/2015 (W, 102-52)

**Scored 100 or more points (SEC game)** – 102 at Ole Miss, 2/16/2012 (W, 102-76)

**Scored 110 or more points** – 113 vs. Alabama A&M 12/30/1998 (W, 113-71)

**Scored 110 or more points (SEC game)** – 111 vs. Alabama 2/21/1972 (W, 111-91)

**Scored 120 or more points** – 130 vs. Ole Miss 12/22/1970 (W, 130-112)

**Scored 120 or more points (SEC game)** – 130 vs. Ole Miss 12/22/1970 (W, 130-112)

**Scored 130 or more points** – 130 vs. Ole Miss 12/22/1970 (W, 130-112)

**Scored Less than 50 points** – 42 vs. Virginia (42), 11/23/2017

**Scored Less than 40 points** – 38 at Tennessee (L, 76-38), 3/1/2014

**Scored 20 or less points in half** – 17 (1st half), vs. Virginia, 11/23/2017 (L, 42-68)

**Scored 90+ points in three consecutive games** – 95 vs. Bradley, 11/24/2007 (W, 95-86); 91 vs. South Alabama, 11/29/2007 (W, 91-88); vs. Georgia Tech, 12/1/2007 (W, 92-79)

**Allowed 90 or more points** – 91, at Auburn, 2/3/2018 (L, 93-81)

**Allowed 100 or more points** – 106, Kentucky, 3/5/2003 (L, 44-106)

**Allowed Less than 50 points** – 48, vs. Houston Baptist, 12/20/2017 (W, 81-48)

**Allowed 40 or Less points** – 31, at Mississippi State, 2/23/2013 (W, 72-31)

**Shot 60% or better** – .609 vs. Tenn. St., 11/23/14 (W, 78-46)

**Shot 60% or better from three** – .643 vs. Purdue, 12/13/14 (W, 81-71)

**THE LAST TIME...**

**Shot over 67% FG** – .679 vs. TSU, 12/19/2009 (W, 84-71)  
**Shot 50% or better** – .540 s. Winthrop, 11/6/2018  
**Shot lower than 30%** – .250 at Arkansas 2/10/18 (L, 54-72)  
**Allowed 60% shooting** – .625 at LSU, 2/20/2018 (L, 78-88)  
**Scored 100 points in two consecutive games** – 111 vs. North Alabama 12/20/1980 (W, 111-79) and 111 vs. Memphis 12/23/1980 (W, 111-96)  
**Scored 100 points in three consecutive games** – Never  
**Scored 100 points in Consecutive SEC games** – 104 vs. LSU 2/19/1972 (W, 104-83) and 111 vs. Alabama 2/21/1972 (W, 111-91)  
**Won game by 70 points or more** – 71 vs. Union (Tenn.) (W, 95-24), 1911-12  
**Won game by 60 points or more** – 71 vs. Union (Tenn.) (W, 95-24), 1911-12  
**Won game by 50 points or more** – 50 vs. Detroit (W, 102-52) 12/2/2015  
**Lost by 25 or More Points** – vs. Virginia, 11/23/17 (L, 68-42)  
**Game decided by one point** – vs. Miss. St. (2/14/18) (W, 81-80)  
**Two consecutive games decided by one point** – at South Carolina (L, 70-71) 1/7/1998 and Tennessee (W, 80-79) 1/10/1998  
**Three consecutive games decided by one point** – Never  
**Shot 90% or Better from Free Throw Line (min. 10 att.)** – 91.7% vs. Florida, 2/17/2018 (22-24)  
**Shot less than 50% from Free Throw Line** – 46.9% vs. Morgan State (15-32) 11/23/13  
**Shot less than 20% from 3PT** – .158 (3-19) vs. Wichita State 3/15/16 (L, 70-50)  
**Attempted 30 FT** – 30 (20-30) vs. LSU, 1/20/2018  
**Attempted 35 FT** – 39 (29-39) at Tennessee, 1/20/2016  
**Attempted 40 FT** – 42 (29-42) vs. Florida, 2/3/2015  
**Attempted five or less FT** – 3 at Texas A&M, 1/31/2017  
**Made 30 FT** – 38, vs. Western Carolina, 12/16/14  
**Made 15 3FG** – 17 vs. Alcorn St., 12/22/2017  
**Won an Overtime Game** – vs. Florida 3/10/2017 (W, 72-62)  
**Lost an Overtime Game** – at Kentucky, 1/30/2018 (L, 81-83)  
**Played Two Overtimes** – vs. Yale 1/3/15 (W, 79-74)  
**Played Three Overtimes** – at Ole Miss 2/17/1982 (L, 51-48)  
**Played Four Overtimes** – at Ole Miss 2/17/1982 (L, 51-48)  
**Played consecutive games that went to overtime** – vs. Xavier 11/28/2011 (L, 82-70) and at Louisville, 12/2/2011 (L, 62-60)  
**Had 20 Turnovers** – 26, at Arkansas, 1/5/2016  
**Had 10 Blocks** – 10, vs. Auburn, 1/12/2016

**Scored 30 points** – Shai Gilgeous-Alexander (30) at Kentucky, 1/30/2018  
**Scored 35 points** – Grant Williams (37), vs. Tennessee, 1/9/2018  
**Scored 40 points** – Morris Almond (44), Rice, 1/3/2007  
**Two Players Had 20 Points** – Grant Williams (37), Admiral Schofield (22), vs. Tennessee, 1/9/2018  
**Five Players Scored in Double Figures** – Deandre Burnett (17), Terence Davis (17), Breein Tyree (11), Justas Furmanavicius (11), Sebastian Saiz (10), vs. Ole Miss, 2/4/2017  
**Six Players Scored in Double Figures** – Bam Doyno (22), Dwayne Curtis (12), Todd Abernethy (11), Clarence Sanders (11), Polynice (10) and Williams (10), vs. Ole Miss, 1/27/2007  
**Four Players with 15 or more points** – Erik Daniels (20), Marquis Estill (17), Kelenna Azubuike (16) and Gerald Fitch (15) vs. Kentucky, 3/5/2003

**Double-Doubles:**  
**Double-Double** – Nick Rakocevic (19 points, 18 rebounds) at USC, 11/11/2018  
**Triple-Double** – Sam Muldrow (16 points, 14 rebounds and 10 blocks) at South Carolina, 1/8/2010  
**20-10 game** – Dylan Windler (24 points, 11 rebounds), at Belmont, 11/13/2017  
**30-10 game** – Ben Simmons (36 points, 14 rebounds), LSU, 1/2/2016  
**Double-Double in Points and Rebounds** – Nick Rakocevic (19 points, 18 rebounds) at USC, 11/11/2018  
**Double-Double in Points and Assists** – Nick Calathes (15 points, 10 assists) at Florida, 1/27/2008  
**Two players record double-doubles** – Prince Ibeh (13 points, 11 rebounds), Kerwin Roach, Jr. (15 points, 11 rebounds), at Texas, 1/30/2016

**Field Goals:**  
**Made 10 FG in a game** – Tremont Waters (10) at LSU, 2/20/2018  
**Made 11 FG in a game** – Tyler Davis (11), vs. Texas A&M, 2/16/2017  
**Made 12 FG in a game** – Shai Gilgeous-Alexander (12) at Kentucky, 1/30/2018  
**Made 13 FG in a game** – Duop Reath (13) vs. LSU, 1/20/2018  
**Attempted 15 FG in a game** – Chris Silva (15) at South Carolina, 1/6/2018  
**Attempted 16 FG in a game** – Jordan Usher, Nick Rakocevic (16) at USC, 11/11/2018  
**Attempted 17 FG in a game** – Derryck Thornton (17), at USC, 11/11/2018  
**Attempted 18 FG in a game** – Tremont Waters (18) at LSU, 2/20/2018  
**Attempted 19 FG in a game** – Shai Gilgeous-Alexander (19) at Kentucky, 1/30/2018  
**Attempted 20 FG in a game** – Duop Reath (20) vs. LSU, 1/20/2018  
**Attempted 25 FG in a game** – Malik Monk (25) at Kentucky, 2/28/2017

**Three-Pointers:**  
**Made 5 3-pointers in a game** – Xavian Stapleton (5), vs. Miss. St. (2/14/18)

**Made 6 3-pointers in a game** – Jamal Murray, vs. Kentucky (6), 2/27/16  
**Made 7 3-pointers in a game** – Chandler Parsons (7) vs. Florida, 1/25/2009  
**Made 8 3-pointers in a game** – Brian Sullivan (8) vs. Miami (OH), 1/2/2012  
**Attempted 10 3-pointers in a game** – Jordan McLaughlin (11), vs. USC, 11/19/2017  
**Free Throws:**  
**Made 10 FT in a game** – Grant Williams (12) at Tennessee, 1/23/2018  
**Made 16 FT in a game** – Ben Simmons (16), LSU, 1/2/2016  
**Made 17 FT in a game** – Morris Almond (17) at Rice, 1/3/2007  
**Attempted 10 FT in a game** – Nych Smith s. Winthrop, 11/6/2018  
**Attempted 13 FT in a game** – Ian Dubose (13) vs. Houston Baptist, 12/20/2017  
**Attempted 14 FT in a game** – Grant Williams, (14) at Tennessee, 1/23/2018  
**Attempted 15 FT in a game** – Grant Williams (15) vs. Tennessee, 1/9/2018

**Rebounds:**  
**10 Rebounds in a game** – Duop Reath (13) vs. LSU, 1/20/2018  
**15 Rebounds in a game** – Sebastian Saiz (16), vs. Ole Miss, 2/4/2017  
**18 Rebounds in a game** – Nick Rakocevic (18) at USC, 11/11/2018  
**19 Rebounds in a game** – Omar Samhan (19) at St. Mary's, 11/20/2009  
**20 Rebounds in a game** – Roy Rogers (20) at Alabama, 1/3/1996

**Assists**  
**8 Assists** – Lamar Peters (8) vs. Miss. St. (2/14/18)  
**9 Assists** – Tremont Waters (9) at LSU, 2/20/2018  
**10 Assists** – Alex Caruso (10) at Texas A&M, 1/31/2015  
**11 Assists** – Dee Bost (11) vs. Mississippi State, 3/11/2011  
**12 Assists** – Jared Harper (14) at Auburn, 2/3/2018

**Blocks:**  
**4 Blocked Shots** – Kevarrius Hayes (4), at Florida, 12/30/2017  
**5 Blocked Shots** – Karl-Anthony Towns, (7), at Kentucky, 1/20/15  
**6 Blocked Shots** – Reggie Lynch, (6), vs. Minnesota, 12/3/16  
**7 Blocked Shots** – Daniel Gafford, (7), at Arkansas, 2/10/18  
**8 Blocked Shots** – Jarvis Varnado (9) vs. Mississippi State, 2/3/2010  
**10 Blocked Shots** – Sam Muldrow (10) at South Carolina, 1/8/2011

**Steals:**  
**5 Steals** – Devon Baukman (5) vs. Tennessee, 3/10/2016  
**6 Steals** – Jajuan Johnson (6) vs. Marquette, 11/11/2016  
**7 Steals** – Aaron Lucas (7) at South Carolina, 1/19/2002  
**8 Steals** – Steve Wojciechowski (8) at Duke, 11/22/1996

**Two players with 3 steals** – Bobby Portis (4), Rashad Madden (3) at Arkansas, 1/10/15  
**Minutes:**  
**Played every minute** – Jordan Barnett vs. Missouri, 2/27/2018  
**Played over 40 minutes** – Kevin Knox (40), at Kentucky, 1/30/2018

**Fouls:**  
**Technical Foul** – Xavian Stapleton, vs. Miss. St. (2/14/18)  
**Fouled Out** – Jordan Usher at USC, 11/11/2018  
**Three Players Fouled Out** – Jordan Usher, Derryck Thornton, Kevin Porter, Jr. at USC, 11/11/2018

**OPPONENT - TEAM**

**Scored 90 or more points at Memorial Gym** – 92 vs. Tennessee, 1/9/2018 (L, 84-92)  
**Scored 100 or more points** – 106 at Kentucky 3/5/2003 (L, 44-106)  
**Scored 110 or more points** – 120 vs. Kentucky 2/7/1996 (L, 81-120)  
**Scored 120 or more points** – 120 vs. Kentucky 2/7/1996 (L, 81-120)  
**Scored 130 or more points** – Never  
**Scored Less than 50 points** – 41 vs. Texas A&M, 3/9/17 (W, 66-41)  
**Scored Less than 40 points** – 31 at Mississippi State, 2/23/2013 (W, 72-31)  
**Shot 50% or Better** – .578 vs. Missouri, 2/27/2018 (Missouri, 74-66)  
**Shot 60% or Better** – .625 at LSU (LSU 88, VU 78), 2/20/2018  
**Shot 60% or Better from 3PT** – .654 (17-26), at Auburn, 2/3/2018  
**Shot less than 30% FG** – .262 (16-61), vs. Houston Baptist, 12/20/2017 (W, 81-48)  
**Shot less than 15% from 3PT** – .056 (1-18), vs. Houston Baptist, 12/20/2017 (W, 81-48)  
**Held Opponent Without a 3-Pointer** – vs. Nebraska, 11/18/10 (W, 59-49)  
**Shot 90% or Better from Free Throw Line** – 90.0, at Florida, 12/30/2017 (27-30)  
**Shot less than 50% from Free Throw Line** – .467, vs. Minnesota, 12/3/2016 (L, 52-56)  
**Attempted 30 FT** – 32, vs. Texas A&M, 2/24/18  
**Attempted 40 FT** – 42 at Mississippi State, 2/12/2007  
**Attempted 45 or More FT** – 49 at South Carolina, 1/28/2009  
**Attempted Zero FT** – vs. TCU, 1/27/2018  
**Attempted five or less FT** – 1 vs. Miami (OH), 1/2/2012  
**Made 30 FT** – 32, at South Carolina, 1/28/2009  
**Made 0 FT** – vs. TCU, 1/27/2018  
**Made 12 3PT** – 12, vs. Missouri, 2/27/2018  
**Made 15 3PT** – 17, at Auburn, 2/3/2018  
**Attempted 30 or more 3PT** – 41 vs. Belmont, 11/15/16  
**Had 20 Turnovers** – 20 vs. MTSU, 12/21/2012

**OPPONENT - INDIVIDUALS**

**Scoring:**  
**Scored 25 points** – Tremont Waters (28) at LSU, 2/20/2018



**CLEVON BROWN**

**15**

Junior, Forward  
6'8" 240 lbs.  
San Antonio, Texas  
Churchill HS

**SEASON HIGHS**

- Points:** 8, at USC (11/11/18)
- FG Made:** 4, at USC (11/11/18)
- FG Atts:** 8, at USC (11/11/18)
- 3FG Made:**
- 3FG Atts:** 2, at USC (11/11/18)
- FT Made:**
- FT Atts:** 3, at USC (11/11/18)
- Rebounds:** 6, vs. Winthrop (11/6/18)
- Assists:**
- Turnovers:** 2, vs. Winthrop (11/6/18)
- Blocks:** 2, vs. Winthrop (11/6/18)
- Steals:** 1, at USC (11/11/18)
- Minutes:** 19, vs. Winthrop (11/6/18)

**CAREER HIGHS**

- Points:** 13, vs. Austin Peay (11/10/17)
- FG Made:** 6, vs. Austin Peay (11/10/17)
- FG Atts:** 11, vs. Austin Peay (11/10/17)
- 3FG Made:** 2, 2x, last at Missouri (2/11/17)
- 3FG Atts:** 3, 2x, at Missouri (2/11/17)
- FT Made:** 2, 3x, last at Miss. State (1/16/18)
- FT Atts:** 4, vs. Texas A&M (2/16/17)
- Rebounds:** 7, at Kentucky (1/30/18)
- Assists:** 1, 5x, last at Tennessee (1/23/18)
- Turnovers:** 4, at Auburn (2/3/18)
- Blocks:** 8, at Ole Miss (3/3/18)
- Steals:** 2, vs. Austin Peay (11/10/17)
- Minutes:** 31, at Kentucky (1/30/18)

**BROWN NOTEBOOK**

- ✪ Tallied eight points and four rebounds in win at USC.
- ✪ Played in 32 games and made four starts in 2017-18. Averaged 3.9 points and 3.1 rebounds per game.
- ✪ Tallied a career-high eight blocks at Ole Miss. Also added six points and four rebounds. Most blocks for a Commodore since Luke Kornet had 10 vs. Auburn on 1/12/16
- ✪ Played career-high in minutes against TCU (26) and Kentucky (31). Had career-high 7 rebounds at UK.
- ✪ Scored a career-high 13 points in win over Austin Peay. Also set new career bests in field goals made and steals, and tied a career high in rebounds and blocks.
- ✪ Played in 34 games and averaged 1.6 points and 1.5 rebounds per game as a freshman in 2016-17.
- ✪ Signed with the Commodores in November of 2015.
- ✪ Made career debut vs. Marquette, scored five points against Golden Eagles; scored career-high six points vs. Norfolk State.
- ✪ Was ranked as the 9th-best player in the state of Texas by Texas Hoops, and the 126th-ranked player nationally by Rivals.com.
- ✪ Ranked as the 26th-ranked power forward in the country by Scout.com, he also received offers from Texas, Illinois, Notre Dame, and Auburn.

**BROWN GAME-BY-GAME (JUNIOR)**

Opponent	M	FG-A	3P-A	FT-A	Reb	PF	A	T	B	S	PTS
N6 Winthrop	19	3-5	0-1	0-0	6	3	0	2	2	0	6
N11 @USC	18	4-8	0-2	0-3	4	2	0	0	1	1	8
N16 Alcorn State											
N19 Liberty											
N23 Kent State											
N27 Savannah State											
D1 vs. N.C. State											
D5 Middle Tennessee											
D17 Arizona State											
D22 vs. Kansas State											
D29 Tennessee State											
D31 UNC Asheville											
J5 Ole Miss											
J9 @Georgia											
J12 @Kentucky											
J16 South Carolina											
J19 Mississippi State											
J23 Tennessee											
J26 @Oklahoma											
J29 Kentucky											
F2 @Missouri											
F5 @Arkansas											
F9 Alabama											
F13 @Florida											
F16 Auburn											
F19 @Tennessee											
F23 @Alabama											
F27 Florida											
M2 @Texas A&M											
M6 Arkansas											
M9 @LSU											

Year	GP	GS	Min	Avg	FG	FGA	Pct	3FG	3FGA	Pct	FT	FTA	Pct	Off	Def	Tot	Avg	PF	FO	Ast	TO	Blk	Stl	Pts	Avg
2016-17	34	0	258	7.6	20	51	.392	8	27	.296	7	12	.583	16	34	50	1.5	35	0	3	16	14	1	55	1.6
2017-18	32	4	543	17.0	51	112	.455	11	46	.239	12	26	.462	42	56	98	3.1	67	3	7	27	43	9	125	3.9
2018-19	2	0	37	18.5	7	13	.538	0	3	.000	0	3	.000	6	4	10	5.0	5	0	0	2	3	1	14	7.0
<b>TOTAL</b>	<b>68</b>	<b>4</b>	<b>838</b>	<b>12.3</b>	<b>78</b>	<b>176</b>	<b>.443</b>	<b>19</b>	<b>76</b>	<b>.250</b>	<b>19</b>	<b>41</b>	<b>.463</b>	<b>64</b>	<b>94</b>	<b>158</b>	<b>2.3</b>	<b>107</b>	<b>3</b>	<b>10</b>	<b>45</b>	<b>60</b>	<b>11</b>	<b>194</b>	<b>2.9</b>

Year	GP	GS	Min	Avg	FG	FGA	Pct	3FG	3FGA	Pct	FT	FTA	Pct	Off	Def	Tot	Avg	PF	FO	Ast	TO	Blk	Stl	Pts	Avg
2016-17	17	0	118	6.9	10	24	.417	3	12	.250	3	7	.429	8	15	23	1.4	17	0	2	7	9	0	26	1.5
2017-18	18	3	350	19.4	28	61	.459	8	25	.320	7	15	.467	27	39	66	3.7	42	2	5	20	29	5	71	3.9
<b>TOTAL</b>	<b>35</b>	<b>3</b>	<b>468</b>	<b>13.4</b>	<b>38</b>	<b>85</b>	<b>.447</b>	<b>11</b>	<b>37</b>	<b>.297</b>	<b>10</b>	<b>22</b>	<b>.455</b>	<b>35</b>	<b>54</b>	<b>89</b>	<b>2.5</b>	<b>59</b>	<b>2</b>	<b>7</b>	<b>27</b>	<b>38</b>	<b>5</b>	<b>97</b>	<b>2.8</b>



**MAXWELL EVANS**

**3**

Sophomore, Guard  
6'2" 192 lbs.  
Houston, Texas  
Bellaire HS

**SEASON HIGHS**

- Points:**
- FG Made:**
- FG Atts:** 1, at USC (11/11/18)
- 3FG Made:**
- 3FG Atts:** 1, at USC (11/11/18)
- FT Made:**
- FT Atts:** 1, at USC (11/11/18)
- Rebounds:**
- Assists:**
- Turnovers:**
- Blocks:**
- Steals:**
- Minutes:** 3, vs. Winthrop (11/6/18)

**CAREER HIGHS**

- Points:** 14, vs. Houston Baptist (12/20/17)
- FG Made:** 6, vs. Houston Baptist (12/20/17)
- FG Atts:** 10, vs. Houston Baptist (12/20/17)
- 3FG Made:** 3, vs. Texas A&M (2/24/18)
- 3FG Atts:** 6, vs. Alabama (1/2/18)
- FT Made:** 8, at Arkansas (2/10/18)
- FT Atts:** 9, at Arkansas (2/10/18)
- Rebounds:** 9, at Arkansas (2/10/18)
- Assists:** 3, at Ole Miss (3/3/18)
- Turnovers:** 4, at S. Carolina (1/6/18)
- Blocks:**
- Steals:** 1, 7x, last at Ole Miss (3/3/18)
- Minutes:** 29, at Auburn (2/3/18)

**MISCELLANEOUS**

**EVANS NOTEBOOK**

- ☛ Played in 29 games and made 15 starts as a true freshman...Averaged 3.9 points and 1.9 rebounds per game.
- ☛ Tied a career high with 14 points at Ole Miss - all of which came in first half.
- ☛ Scored eight points on 8-9 shooting from the FT line against Razorbacks; also had career-high nine rebounds.
- ☛ Tallied 13 points at Auburn in a career-best 29 minutes.
- ☛ Scored career-high 14 points, all in the second half, against Houston Baptist.
- ☛ 6'2 guard from Bellaire High School in Houston, Texas, was the number 16-ranked prospect in the state of Texas and 247sports.com ranked him as the 11th-ranked combo guard nationally at the end of his junior season.
- ☛ Chose the Commodores over Purdue, Northwestern, and Kansas State.
- ☛ Four-year starter and captain who averaged 32.7 points, 7.1 rebounds, 6.5 assists, 3.2 steals, and 2.0 blocks as a senior at Bellaire, where he played for coach Bruce Glover.
- ☛ Son of Carlis and Sharon...Is a triplet with sisters Megan and Maya, who each play volleyball at Alabama A&M... Also has an older brother Denzel, who is a running back at the University of Kansas...Advice to young people: "Always work hard on what you want to achieve."

**EVANS GAME-BY-GAME (SOPHOMORE)**

Opponent	M	FG-A	3P-A	FT-A	Reb	PF	A	T	B	S	PTS
N6 Winthrop	3	0-0	0-0	0-0	0	0	0	0	0	0	0
N11 @USC	2	0-1	0-1	0-1	0	0	0	0	0	0	0
N16 Alcorn State											
N19 Liberty											
N23 Kent State											
N27 Savannah State											
D1 vs. N.C. State											
D5 Middle Tennessee											
D17 Arizona State											
D22 vs. Kansas State											
D29 Tennessee State											
D31 UNC Asheville											
J5 Ole Miss											
J9 @Georgia											
J12 @Kentucky											
J16 South Carolina											
J19 Mississippi State											
J23 Tennessee											
J26 @Oklahoma											
J29 Kentucky											
F2 @Missouri											
F5 @Arkansas											
F9 Alabama											
F13 @Florida											
F16 Auburn											
F19 @Tennessee											
F23 @Alabama											
F27 Florida											
M2 @Texas A&M											
M6 Arkansas											
M9 @LSU											

Evans' Overall Statistics at Vanderbilt

Year	GP	GS	Min	Avg	FG	FGA	Pct	3FG	3FGA	Pct	FT	FTA	Pct	Off	Def	Tot	Avg	PF	FO	Ast	TO	Blk	Stl	Pts	Avg
2017-18	29	15	378	13.0	34	95	.358	18	54	.333	28	33	.848	15	41	56	1.9	33	0	14	25	0	9	114	3.9
2018-19	2	0	6	3.0	0	1	.000	0	1	.000	0	1	.000	0	0	0	0.0	1	0	0	0	0	0	0	0.0
<b>TOTAL</b>	<b>31</b>	<b>15</b>	<b>384</b>	<b>12.4</b>	<b>34</b>	<b>96</b>	<b>.354</b>	<b>18</b>	<b>55</b>	<b>.327</b>	<b>28</b>	<b>34</b>	<b>.824</b>	<b>15</b>	<b>41</b>	<b>56</b>	<b>1.8</b>	<b>34</b>	<b>0</b>	<b>14</b>	<b>25</b>	<b>0</b>	<b>9</b>	<b>114</b>	<b>3.7</b>

Evans' SEC Statistics at Vanderbilt

Year	GP	GS	Min	Avg	FG	FGA	Pct	3FG	3FGA	Pct	FT	FTA	Pct	Off	Def	Tot	Avg	PF	FO	Ast	TO	Blk	Stl	Pts	Avg
2017-18	17	12	257	15.1	18	52	.346	12	32	.375	26	30	.867	13	28	41	2.4	24	0	7	19	0	6	74	4.4
<b>TOTAL</b>	<b>17</b>	<b>12</b>	<b>257</b>	<b>15.1</b>	<b>18</b>	<b>52</b>	<b>.346</b>	<b>12</b>	<b>32</b>	<b>.375</b>	<b>26</b>	<b>30</b>	<b>.867</b>	<b>13</b>	<b>28</b>	<b>41</b>	<b>2.4</b>	<b>24</b>	<b>0</b>	<b>7</b>	<b>19</b>	<b>0</b>	<b>6</b>	<b>74</b>	<b>4.4</b>



**DARIUS GARLAND**

**10** Freshman, Guard  
6'2" 175 lbs.  
Nashville, Tenn.  
Brentwood Academy

**SEASON HIGHS**

- Points:** 24, vs. Winthrop (11/6/18)
- FG Made:** 9, vs. Winthrop (11/6/18)
- FG Atts:** 15, vs. Winthrop (11/6/18)
- 3FG Made:** 3, 2x, last at USC (11/11/18)
- 3FG Atts:** 7, vs. Winthrop (11/6/18)
- FT Made:** 4, at USC (11/11/18)
- FT Atts:** 5, vs. Winthrop (11/6/18)
- Rebounds:** 5, at USC (11/11/18)
- Assists:** 4, vs. Winthrop (11/6/18)
- Turnovers:** 6, at USC (11/11/18)
- Blocks:** 2, vs. Winthrop (11/6/18)
- Steals:** 2, vs. Winthrop (11/6/18)
- Minutes:** 36, 2x, last at USC (11/11/18)

**CAREER HIGHS**

- Points:** 24, vs. Winthrop (11/6/18)
- FG Made:** 9, vs. Winthrop (11/6/18)
- FG Atts:** 15, vs. Winthrop (11/6/18)
- 3FG Made:** 3, 2x, last at USC (11/11/18)
- 3FG Atts:** 7, vs. Winthrop (11/6/18)
- FT Made:** 4, at USC (11/11/18)
- FT Atts:** 5, vs. Winthrop (11/6/18)
- Rebounds:** 5, at USC (11/11/18)
- Assists:** 4, vs. Winthrop (11/6/18)
- Turnovers:** 6, at USC (11/11/18)
- Blocks:** 2, vs. Winthrop (11/6/18)
- Steals:** 2, vs. Winthrop (11/6/18)
- Minutes:** 36, 2x, last at USC (11/11/18)

**GARLAND NOTEBOOK**

- ✪ Named the SEC Freshman of the Week after averaging 21.5 points, 4.0 rebounds, 2.5 assists, 1.0 block, and 1.5 steals in two Commodore victories
- ✪ Tallied 24 points, four assists, three rebounds, two steals, and two blocks in his collegiate debut vs. Winthrop.
- ✪ Garland, from Nashville, Tenn. and the Brentwood Academy, signed his National Letter of Intent with the Commodores in November in 2017. A consensus five-star recruit by most recruiting services, Garland enters the Vanderbilt program as one of the nation's best incoming point guards.
- ✪ Attended Brentwood Academy and won a TSSAA-record-tying four state championships with the Eagles and became only the second player in state history to claim three consecutive Mr. Basketball awards (Brentwood Academy's Brandan Wright - 2004 to 2006).
- ✪ Averaged 28.6 points per game as a senior and shot 59.7 percent from the field.
- ✪ Named a 2018 McDonald's All-American and a Naismith National Player of the Year semifinalist, becoming only the second Commodore to be named a McDonald's All-American (class of 2018 signee Simi Shittu) and the first named as a Naismith semifinalist. Also a Jordan Brand nominee.
- ✪ Named the Gatorade Tennessee Player of the Year in 2018.
- ✪ Darius Kinnard Garland...January 26, 2000...Son of Winston and Felicia Garland...Has one brother, Desmond Nun nery...Plans to major in Communications and Broadcasting...Advice to young people: "Never be satisfied."

**GARLAND GAME-BY-GAME (FRESHMAN)**

Opponent	M	FG-A	3P-A	FT-A	Reb	PF	A	T	B	S	PTS
N6 Winthrop*	36	9-15	3-7	3-5	3	1	4	2	2	2	24
N11 @USC*	36	6-14	3-5	4-4	5	4	1	6	0	1	19
N16 Alcorn State											
N19 Liberty											
N23 Kent State											
N27 Savannah State											
D1 vs. N.C. State											
D5 Middle Tennessee											
D17 Arizona State											
D22 vs. Kansas State											
D29 Tennessee State											
D31 UNC Asheville											
J5 Ole Miss											
J9 @Georgia											
J12 @Kentucky											
J16 South Carolina											
J19 Mississippi State											
J23 Tennessee											
J26 @Oklahoma											
J29 Kentucky											
F2 @Missouri											
F5 @Arkansas											
F9 Alabama											
F13 @Florida											
F16 Auburn											
F19 @Tennessee											
F23 @Alabama											
F27 Florida											
M2 @Texas A&M											
M6 Arkansas											
M9 @LSU											

Year	GP	GS	Min	Avg	FG	FGA	Pct	3FG	3FGA	Pct	FT	FTA	Pct	Off	Def	Tot	Avg	PF	FO	Ast	TO	Blk	Stl	Pts	Avg
2018-19	2	2	72	36.0	15	29	.517	6	12	.500	7	9	.778	1	7	8	4.0	5	0	5	8	2	3	43	21.5
<b>TOTAL</b>	<b>2</b>	<b>2</b>	<b>72</b>	<b>36.0</b>	<b>15</b>	<b>29</b>	<b>.517</b>	<b>6</b>	<b>12</b>	<b>.500</b>	<b>7</b>	<b>9</b>	<b>.778</b>	<b>1</b>	<b>7</b>	<b>8</b>	<b>4.0</b>	<b>5</b>	<b>0</b>	<b>5</b>	<b>8</b>	<b>2</b>	<b>3</b>	<b>43</b>	<b>21.5</b>



**SABEN LEE**

**O**

Sophomore, Guard  
6'2" 183 lbs.  
Phoenix, Ariz.  
Corona Del Sol HS

**SEASON HIGHS**

- Points:** 12, vs. Winthrop (11/6/18)
- FG Made:** 6, vs. Winthrop (11/6/18)
- FG Atts:** 13, at USC (11/11/18)
- 3FG Made:**
- 3FG Atts:** 4, at USC (11/11/18)
- FT Made:** 3, at USC (11/11/18)
- FT Atts:** 3, at USC (11/11/18)
- Rebounds:** 6, vs. Winthrop (11/6/18)
- Assists:** 5, vs. Winthrop (11/6/18)
- Turnovers:** 2, 2x, last at at USC (11/11/18)
- Blocks:** 1, at USC (11/11/18)
- Steals:** 1, at USC (11/11/18)
- Minutes:** 31, at USC (11/11/18)

**CAREER HIGHS**

- Points:** 24, vs. Arizona State (12/17/17)
- FG Made:** 9, vs. Arizona State (12/17/17)
- FG Atts:** 14, 3x, last at Ole Miss (3/3/18)
- 3FG Made:** 3, 3x, last at LSU (2/20/18)
- 3FG Atts:** 6, vs. Austin Peay (11/10/17)
- FT Made:** 12, vs. Kansas St. (12/3/17)
- FT Atts:** 17, vs. Kansas St. (12/3/17)
- Rebounds:** 9, vs. Texas A&M (2/24/18)
- Assists:** 9, vs. Texas A&M (2/24/18)
- Turnovers:** 5, vs Georgia (3/7/18)
- Blocks:** 1, 3x, last at USC (11/11/18)
- Steals:** 4, vs. Arizona State (12/17/17)
- Minutes:** 38, vs. Arizona State (12/17/17)

**LEE NOTEBOOK**

- ☛ Scored 12 points, grabbed six rebounds, and dished out five assists in 2018-19 opener vs. Winthrop.
- ☛ Played in all 32 games as a freshman and started in 29 games. Tallied double figures in 17 games.
- ☛ First Commodore with nine assists vs. Texas A&M since Wade Baldwin IV at Miss. State, 2/16/2016. His 96 as sists was a freshman is 6th on Vanderbilt's all-time single-season freshman assist list.
- ☛ Averaged 11.7 points per game in SEC play; 10th in steals (1.2) in SEC games only.
- ☛ Scored career-high 24 points at Arizona State.
- ☛ Tied then-career high with 19 points vs. Kansas State - finished 12-17 from free-throw line. Last Commodore to make 12 free throws in a game was Luke Kornet vs. Belmont on 11/15/2016.
- ☛ 6'2 guard from Tempe, Ariz., who attended Corona Del Sol High School. Lee chose the Commodores over Louisville, Stanford, Florida State, and Nebraska.
- ☛ Averaged 22 points, five rebounds, four assists, three blocks, and three steals in his senior season at Corona Del Sol...First-team All-State selection as a junior and senior...Was a four-star prospect and the number 92-ranked player by Scout.com and the number 17 point guard by 247sports.com.
- ☛ Saben Anthonia Lee...June 23, 1999 ... Son of Anthonia "Amp" Lee and Natalie Williams...Has one brother Aubry...Plans to major in Mechanical Engineering...Advice to young people: "Have fun because at the next level it's all business."

**LEES GAME-BY-GAME (FRESHMAN)**

Opponent	M	FG-A	3P-A	FT-A	Reb	PF	A	T	B	S	PTS
N6 Winthrop*	30	6-8	0-1	0-0	6	4	5	2	0	0	12
N11 @USC*	31	3-13	0-4	3-3	2	3	3	2	1	1	9
N16 Alcorn State											
N19 Liberty											
N23 Kent State											
N27 Savannah State											
D1 vs. N.C. State											
D5 Middle Tennessee											
D17 Arizona State											
D22 vs. Kansas State											
D29 Tennessee State											
D31 UNC Asheville											
J5 Ole Miss											
J9 @Georgia											
J12 @Kentucky											
J16 South Carolina											
J19 Mississippi State											
J23 Tennessee											
J26 @Oklahoma											
J29 Kentucky											
F2 @Missouri											
F5 @Arkansas											
F9 Alabama											
F13 @Florida											
F16 Auburn											
F19 @Tennessee											
F23 @Alabama											
F27 Florida											
M2 @Texas A&M											
M6 Arkansas											
M9 @LSU											

Lee's Overall Statistics at Vanderbilt

Year	GP	GS	Min	Avg	FG	FGA	Pct	3FG	3FGA	Pct	FT	FTA	Pct	Off	Def	Tot	Avg	PF	FO	Ast	TO	Blk	Stl	Pts	Avg
2017-18	32	29	857	26.8	115	249	.462	23	75	.307	85	117	.726	22	73	95	3.0	78	2	99	71	5	39	338	10.6
2018-19	2	2	60	30.0	9	21	.429	0	5	.000	3	3	1.000	1	7	8	4.0	7	0	8	4	0	1	21	10.5
<b>TOTAL</b>	<b>34</b>	<b>31</b>	<b>917</b>	<b>27.0</b>	<b>124</b>	<b>270</b>	<b>.459</b>	<b>23</b>	<b>80</b>	<b>.288</b>	<b>88</b>	<b>120</b>	<b>.733</b>	<b>23</b>	<b>80</b>	<b>103</b>	<b>3.0</b>	<b>85</b>	<b>2</b>	<b>107</b>	<b>75</b>	<b>5</b>	<b>40</b>	<b>359</b>	<b>10.6</b>

Lee's SEC Statistics at Vanderbilt

Year	GP	GS	Min	Avg	FG	FGA	Pct	3FG	3FGA	Pct	FT	FTA	Pct	Off	Def	Tot	Avg	PF	FO	Ast	TO	Blk	Stl	Pts	Avg
2017-18	18	18	520	28.9	75	148	.507	18	46	.391	42	56	.750	11	47	58	3.2	53	2	49	43	1	22	210	11.7
<b>TOTAL</b>	<b>18</b>	<b>18</b>	<b>520</b>	<b>28.9</b>	<b>75</b>	<b>148</b>	<b>.507</b>	<b>18</b>	<b>46</b>	<b>.391</b>	<b>42</b>	<b>56</b>	<b>.750</b>	<b>11</b>	<b>47</b>	<b>58</b>	<b>3.2</b>	<b>53</b>	<b>2</b>	<b>49</b>	<b>43</b>	<b>1</b>	<b>22</b>	<b>210</b>	<b>11.7</b>



**AARON NESMITH**

**24**

Freshman, Guard/Forward  
6'6" 213 lbs.  
Charleston, S.C.  
Porter Gaud

**SEASON HIGHS**

- Points:** 10, at USC (11/11/18)
- FG Made:** 3, at USC (11/11/18)
- FG Atts:** 6, at USC (11/11/18)
- 3FG Made:** 2, at USC (11/11/18)
- 3FG Atts:** 5, at USC (11/11/18)
- FT Made:** 2, at USC (11/11/18)
- FT Atts:** 2, at USC (11/11/18)
- Rebounds:** 4, at USC (11/11/18)
- Assists:** 4, at USC (11/11/18)
- Turnovers:** 2, vs. Winthrop (11/6/18)
- Blocks:**
- Steals:**
- Minutes:** 21, at USC (11/11/18)

**CAREER HIGHS**

- Points:** 10, at USC (11/11/18)
- FG Made:** 3, at USC (11/11/18)
- FG Atts:** 6, at USC (11/11/18)
- 3FG Made:** 2, at USC (11/11/18)
- 3FG Atts:** 5, at USC (11/11/18)
- FT Made:** 2, at USC (11/11/18)
- FT Atts:** 2, at USC (11/11/18)
- Rebounds:** 4, at USC (11/11/18)
- Assists:** 4, at USC (11/11/18)
- Turnovers:** 2, vs. Winthrop (11/6/18)
- Blocks:**
- Steals:**
- Minutes:** 21, at USC (11/11/18)

**NESMITH NOTEBOOK**

- ✪ Scored 10 points, four rebounds, and four assists in win at USC.
- ✪ Nesmith posted a stellar career at Porter Gaud High School in Charleston, S.C., where he was named the state's Gatorade Player of the Year as a senior while leading his Porter Gaud teams to three straight South Carolina state titles and scoring 2,000 career points.
- ✪ One of the class of 2018's top shooters.
- ✪ Averaged 21 points, 4.5 rebounds and 1.8 assists per game as a senior...Scored 2,067 career points and was named Most Outstanding Player at both the Chick-fil-A Classic, where he made nine three pointers, and the Rotary Roundball holiday tournament.
- ✪ Three-time South Carolina Independent School Association 3A Player of the Year...Three-time honoree as All-Lowcountry player of the year by the Charleston Post and Courier.
- ✪ Aaron Joshua Nesmith...October 16, 1999...Son of Benard and Erine Nesmith...Has one brother, Eddie...Undecided in major...Advice to young people: "Always work hard and give that little extra effort when your peers are not."

**NESMITH GAME-BY-GAME (FRESHMAN)**

Opponent	M	FG-A	3P-A	FT-A	Reb	PF	A	T	B	S	PTS
N6 Winthrop	17	1-4	1-4	1-1	2	2	1	2	0	0	4
N11 @USC	21	3-6	2-5	2-2	4	2	4	0	0	0	10
N16 Alcorn State											
N19 Liberty											
N23 Kent State											
N27 Savannah State											
D1 vs. N.C. State											
D5 Middle Tennessee											
D17 Arizona State											
D22 vs. Kansas State											
D29 Tennessee State											
D31 UNC Asheville											
J5 Ole Miss											
J9 @Georgia											
J12 @Kentucky											
J16 South Carolina											
J19 Mississippi State											
J23 Tennessee											
J26 @Oklahoma											
J29 Kentucky											
F2 @Missouri											
F5 @Arkansas											
F9 Alabama											
F13 @Florida											
F16 Auburn											
F19 @Tennessee											
F23 @Alabama											
F27 Florida											
M2 @Texas A&M											
M6 Arkansas											
M9 @LSU											

Year	GP	GS	Min	Avg	FG	FGA	Pct	3FG	3FGA	Pct	FT	FTA	Pct	Off	Def	Tot	Avg	PF	FO	Ast	TO	Blk	Stl	Pts	Avg
2018-19	2	0	38	19.0	4	10	.400	3	9	.333	3	3	1.000	1	5	6	3.0	4	0	5	2	0	0	14	7.0
<b>TOTAL</b>	<b>2</b>	<b>0</b>	<b>38</b>	<b>19.0</b>	<b>4</b>	<b>10</b>	<b>.400</b>	<b>3</b>	<b>9</b>	<b>.333</b>	<b>3</b>	<b>3</b>	<b>1.000</b>	<b>1</b>	<b>5</b>	<b>6</b>	<b>3.0</b>	<b>4</b>	<b>0</b>	<b>5</b>	<b>2</b>	<b>0</b>	<b>0</b>	<b>14</b>	<b>7.0</b>



**MATT RYAN**

**32**

Junior, Forward  
6'8" 209 lbs.  
Cortlandt Manor, N.Y.  
Notre Dame/Iona Prep

**SEASON HIGHS**

- Points:** 16, vs. Winthrop (11/6/18)
- FG Made:** 5, vs. Winthrop (11/6/18)
- FG Atts:** 12, vs. Winthrop (11/6/18)
- 3FG Made:** 4, vs. Winthrop (11/6/18)
- 3FG Atts:** 11, vs. Winthrop (11/6/18)
- FT Made:** 2, vs. Winthrop (11/6/18)
- FT Atts:** 3, vs. Winthrop (11/6/18)
- Rebounds:** 5, at USC (11/11/18)
- Assists:** 2, at USC (11/11/18)
- Turnovers:** 1, at USC (11/11/18)
- Blocks:** 1, vs. Winthrop (11/6/18)
- Steals:**
- Minutes:** 30, vs. Winthrop (11/6/18)

**CAREER HIGHS**

- Points:** 23, vs. Chicago State (11/26/16)
- FG Made:** 8, vs. Chicago State (11/26/16)
- FG Atts:** 15, vs. Chicago State (11/26/16)
- 3FG Made:** 7, vs. Chicago State (11/26/16)
- 3FG Atts:** 14, vs. Chicago State (11/26/16)
- FT Made:** 4, vs. Georgia Tech (1/13/15)
- FT Atts:** 4, 2x, last vs. Georgia Tech (1/13/15)
- Rebounds:** 5, 4x, last at USC (11/11/18)
- Assists:** 3, vs. Chicago State (11/26/16)
- Turnovers:** 2, vs. St. Peters (12/28/16)
- Blocks:** 3, vs. Indiana (12/19/15)
- Steals:** 2, at Duke (1/16/16)
- Minutes:** 28, vs. Georgia Tech (1/13/15)

**RYAN NOTEBOOK**

- ✪ Scored 16 points in Vanderbilt debut vs. Winthrop; made four threes, including three in a 40-second span.
- ✪ Sat out the 2017-18 season after transferring from Notre Dame, where he played in 72 games and participated in two NCAA tournaments, including an Elite Eight as a freshman in 2015-16.
- ✪ Has shot 39.8% from three in his two-year college career.
- ✪ Played in all 36 games as a sophomore at Notre Dame and averaged 3.6 points per game.
- ✪ Came off the bench in the ACC semifinal victory over Florida State to score 11 points on 3-of-4 shooting from three point range.
- ✪ Scored 17 points on 5-of-7 shooting from three-point range, while collecting a season-high five rebounds, in a victory over North Carolina A&T.
- ✪ Hit first five 3FG attempts and eventually finished 7-14 from three-point range with a career-high 23 points vs. Chicago State
- ✪ Born in White Plains, New York... Son of Richard and Laurie Ryan, along with older sister, Mikela and younger brother, Michael... Was a member of National Honor Society, National Latin Honor Society and National Italian Honor Society in high school... Majoring in Economics.

**RYAN GAME-BY-GAME (JUNIOR)**

Opponent	M	FG-A	3P-A	FT-A	Reb	PF	A	T	B	S	PTS
N6 Winthrop*	30	5-12	4-11	2-3	2	2	1	0	1	0	16
N11 @USC*	26	1-6	1-4	1-2	5	2	2	1	0	0	4
N16 Alcorn State											
N19 Liberty											
N23 Kent State											
N27 Savannah State											
D1 vs. N.C. State											
D5 Middle Tennessee											
D17 Arizona State											
D22 vs. Kansas State											
D29 Tennessee State											
D31 UNC Asheville											
J5 Ole Miss											
J9 @Georgia											
J12 @Kentucky											
J16 South Carolina											
J19 Mississippi State											
J23 Tennessee											
J26 @Oklahoma											
J29 Kentucky											
F2 @Missouri											
F5 @Arkansas											
F9 Alabama											
F13 @Florida											
F16 Auburn											
F19 @Tennessee											
F23 @Alabama											
F27 Florida											
M2 @Texas A&M											
M6 Arkansas											
M9 @LSU											

Year	GP	GS	Min	Avg	FG	FGA	Pct	3FG	3FGA	Pct	FT	FTA	Pct	Off	Def	Tot	Avg	PF	FO	Ast	TO	Blk	Stl	Pts	Avg
2015-16*	36	4	521	14.5	60	144	.417	46	123	.374	19	24	.792	4	56	60	1.7	55	0	18	6	3	9	185	5.1
2016-17*	36	0	286	7.9	43	99	.434	36	83	.434	9	10	.900	6	26	32	0.9	29	0	14	13	1	6	131	3.6
2018-19	2	2	57	28.5	6	18	.333	5	15	.333	3	5	.600	0	7	7	3.5	4	0	3	1	1	0	20	10.0
<b>TOTAL</b>	<b>74</b>	<b>6</b>	<b>864</b>	<b>11.7</b>	<b>109</b>	<b>261</b>	<b>.418</b>	<b>87</b>	<b>221</b>	<b>.394</b>	<b>31</b>	<b>39</b>	<b>.795</b>	<b>10</b>	<b>89</b>	<b>99</b>	<b>1.3</b>	<b>88</b>	<b>0</b>	<b>35</b>	<b>20</b>	<b>5</b>	<b>15</b>	<b>336</b>	<b>4.5</b>



**SIMISOLA SHITTU**

**11**

Freshman, Forward  
6'10" 240 lbs.  
Burlington, Ontario  
Vermont Academy

**SEASON HIGHS**

- Points:** 18, vs. Winthrop (11/6/18)
- FG Made:** 6, vs. Winthrop (11/6/18)
- FG Atts:** 12, 2x, last at USC (11/11/18)
- 3FG Made:** 0, vs. Winthrop (11/6/18)
- 3FG Atts:** 1, vs. Winthrop (11/6/18)
- FT Made:** 6, vs. Winthrop (11/6/18)
- FT Atts:** 9, vs. Winthrop (11/6/18)
- Rebounds:** 15, at USC (11/11/18)
- Assists:** 3, at USC (11/11/18)
- Turnovers:** 3, at USC (11/11/18)
- Blocks:** 2, vs. Winthrop (11/6/18)
- Steals:** 3, at USC (11/11/18)
- Minutes:** 32, vs. Winthrop (11/6/18)

**CAREER HIGHS**

- Points:** 18, vs. Winthrop (11/6/18)
- FG Made:** 6, vs. Winthrop (11/6/18)
- FG Atts:** 12, 2x, last at USC (11/11/18)
- 3FG Made:** 0, vs. Winthrop (11/6/18)
- 3FG Atts:** 1, vs. Winthrop (11/6/18)
- FT Made:** 6, vs. Winthrop (11/6/18)
- FT Atts:** 9, vs. Winthrop (11/6/18)
- Rebounds:** 15, at USC (11/11/18)
- Assists:** 3, at USC (11/11/18)
- Turnovers:** 3, at USC (11/11/18)
- Blocks:** 2, vs. Winthrop (11/6/18)
- Steals:** 3, at USC (11/11/18)
- Minutes:** 32, vs. Winthrop (11/6/18)

**SHITTU NOTEBOOK**

- ✪ Tallied double-doubles in first two games as a collegiate, including a 14-point, 15-rebound effort at USC.
- ✪ Shittu, from Burlington, Ont. and the Vermont Academy, signed his National Letter of Intent with the Commodores in November in 2017. A consensus five-star forward/center Shittu is considered one of the best frontcourt prospects to enter college basketball this season.
- ✪ Averaged 20 points, 10 rebounds and 3 assists per game on the spring and summer AAU circuit for CIA Bounce.
- ✪ Was named a McDonald's All-American in 2018, Vanderbilt's second honoree in the class of 2018 (point guard Darius Garland).
- ✪ Also a Jordan Brand honoree.
- ✪ Averaged 19.9 points and 12.7 rebounds per game for Vermont Academy in 2016-17.
- ✪ Ranked seventh-best prospect in the class of 2018 and the number-one ranked power forward by Rivals.com.
- ✪ Oluwasimisola Shittu...November 7, 1999...Son of Adesoji and Omena Shittu...Has one brother, Tayo...Undecided in major...Advice to young people: "If you put in the work, everything will take care of itself."

**SHITTU GAME-BY-GAME (FRESHMAN)**

Opponent	M	FG-A	3P-A	FT-A	Reb	PF	A	T	B	S	PTS
N6 Winthrop*	32	6-12	0-1	6-9	10	3	1	1	2	2	18
N11 @USC*	26	5-12	0-0	4-7	15	5	3	3	1	3	14
N16 Alcorn State											
N19 Liberty											
N23 Kent State											
N27 Savannah State											
D1 vs. N.C. State											
D5 Middle Tennessee											
D17 Arizona State											
D22 vs. Kansas State											
D29 Tennessee State											
D31 UNC Asheville											
J5 Ole Miss											
J9 @Georgia											
J12 @Kentucky											
J16 South Carolina											
J19 Mississippi State											
J23 Tennessee											
J26 @Oklahoma											
J29 Kentucky											
F2 @Missouri											
F5 @Arkansas											
F9 Alabama											
F13 @Florida											
F16 Auburn											
F19 @Tennessee											
F23 @Alabama											
F27 Florida											
M2 @Texas A&M											
M6 Arkansas											
M9 @LSU											

Shittu's Overall Statistics at Vanderbilt

Year	GP	GS	Min	Avg	FG	FGA	Pct	3FG	3FGA	Pct	FT	FTA	Pct	Off	Def	Tot	Avg	PF	FO	Ast	TO	Blk	Stl	Pts	Avg
2018-19	2	2	58	29.0	11	24	.458	0	1	.000	10	16	.625	8	17	25	12.5	8	1	4	4	2	5	32	16.0
<b>TOTAL</b>	<b>2</b>	<b>2</b>	<b>58</b>	<b>29.0</b>	<b>11</b>	<b>24</b>	<b>.458</b>	<b>0</b>	<b>1</b>	<b>.000</b>	<b>10</b>	<b>16</b>	<b>.625</b>	<b>8</b>	<b>17</b>	<b>25</b>	<b>12.5</b>	<b>8</b>	<b>1</b>	<b>4</b>	<b>4</b>	<b>2</b>	<b>5</b>	<b>32</b>	<b>16.0</b>



JOE TOYE

2

Senior, Guard  
6'7" 210 lbs.  
Chicago, Ill.  
Whitney Young HS

SEASON HIGHS

- Points: 16, at USC (11/11/18)
- FG Made: 4, vs. Winthrop (11/6/18)
- FG Atts: 10, at USC (11/11/18)
- 3FG Made: 3, at USC (11/11/18)
- 3FG Atts: 5, 2x, last at USC (11/11/18)
- FT Made: 5, at USC (11/11/18)
- FT Atts: 6, at USC (11/11/18)
- Rebounds: 9, at USC (11/11/18)
- Assists: 3, vs. Winthrop (11/6/18)
- Turnovers: 1, at USC (11/11/18)
- Blocks: 3, at USC (11/11/18)
- Steals: 1, at USC (11/11/18)
- Minutes: 31, at USC (11/11/18)

CAREER HIGHS

- Points: 18, vs. Texas A&M (3/9/17)
- FG Made: 7, at Kentucky (1/30/18)
- FG Atts: 18, vs. Arizona State (12/17/17)
- 3FG Made: 5, vs. Texas A&M (3/9/17)
- 3FG Atts: 8, vs. Texas A&M (3/9/17)
- FT Made: 6, 6, 2x, last at Kentucky (2/28/17)
- FT Atts: 7, vs. Texas A&M (2/16/17)
- Rebounds: 9, at USC (11/11/18)
- Assists: 4, 3x, last vs. Miss. State (2/14/18)
- Turnovers: 4, vs. Florida (3/10/17)
- Blocks: 3, at USC (11/11/18)
- Steals: 2, 3x, last vs. Radford (11/28/17)
- Minutes: 38, vs. Florida (3/10/17)

TOYE NOTEBOOK

- ✪ Scored 12 points and grabbed six rebounds in senior season debut vs. Winthrop; tallied 16 points in a win at USC. Was 5-of-6 from free throw line down the stretch to secure the victory and added career-high 9 rebounds.
- ✪ Played in all 32 games and made nine starts as a junior in 2017-18.
- ✪ Tallied a season-high 16 points on two occasions this season (at Kentucky, vs. Miss. State); tied career-highs with six rebounds and four assists against Miss. State.
- ✪ His dunk against Mississippi State on Feb. 14 was named #1 play on SportsCenter's Top 10.
- ✪ Scored 13 points, including two game-clinching free throws, vs. Florida (2/17).
- ✪ Played in all 35 games and started 13 in 2016-17. Averaged 6.4 points and 2.6 rebounds in 2016-17.
- ✪ Tallied career high 18 points in win over Texas A&M at SEC Tournament.
- ✪ Scored a then career-high 15 points at Kentucky.
- ✪ Played in 30 games in 2015-16 and averaged 3.6 points and 1.2 rebounds per game. Scored in double figures in three games.
- ✪ Tied a career high with 10 points against Tennessee at SEC Tournament. Made a career-high three three's in a career-best 23 minutes of action. Also scored 10 points in First Four game vs. Wichita State.
- ✪ Was ranked as the sixth-best player in the state of Illinois and a four-star prospect by ESPN, and was also ranked as the 113th-best prospect in the nation by Rivals.com.
- ✪ Toye and his twin sister Elizabeth are both Division I basketball players - Elizabeth plays for Florida International.
- ✪ Attended Whitney Young High School in Chicago, where he was named as a First-Team All-City selection.
- ✪ Averaged 18.0 points, 7.0 rebounds, 2.0 assists, 2.0 steals, and 1.5 blocks as a senior.
- ✪ Chose the Commodores over Iowa, Memphis, Creighton, Bradley, UIC, and Missouri.
- ✪ Recipient of the Edie and David Johnson Family Basketball Scholarship.
- ✪ Advice to youngsters: "Don't let negative influences in your life."

TOYE GAME-BY-GAME (SENIOR)

Opponent	M	FG-A	3P-A	FT-A	Reb	PF	A	T	B	S	PTS
N6 Winthrop*	29	4-7	2-5	2-2	6	3	3	0	0	0	12
N11 @USC*	31	4-10	3-5	5-6	9	0	1	1	3	1	16
N16 Alcorn State											
N19 Liberty											
N23 Kent State											
N27 Savannah State											
D1 vs. N.C. State											
D5 Middle Tennessee											
D17 Arizona State											
D22 vs. Kansas State											
D29 Tennessee State											
D31 UNC Asheville											
J5 Ole Miss											
J9 @Georgia											
J12 @Kentucky											
J16 South Carolina											
J19 Mississippi State											
J23 Tennessee											
J26 @Oklahoma											
J29 Kentucky											
F2 @Missouri											
F5 @Arkansas											
F9 Alabama											
F13 @Florida											
F16 Auburn											
F19 @Tennessee											
F23 @Alabama											
F27 Florida											
M2 @Texas A&M											
M6 Arkansas											
M9 @LSU											

Toye's Overall Statistics at Vanderbilt

Year	GP	GS	Min	Avg	FG	FGA	Pct	3FG	3FGA	Pct	FT	FTA	Pct	Off	Def	Tot	Avg	PF	FO	Ast	TO	Blk	Stl	Pts	Avg
2015-16	30	0	257	8.6	37	74	.500	9	21	.429	25	39	.641	7	30	37	1.2	28	0	10	13	2	6	108	3.6
2016-17	35	13	739	21.1	70	175	.400	31	78	.397	53	78	.679	21	71	92	2.6	70	2	38	44	5	14	224	6.4
2017-18	32	9	602	18.8	68	170	.400	20	76	.263	27	44	.614	17	48	65	2.0	66	3	26	42	9	9	183	5.7
2018-19	2	2	60	30.0	8	17	.471	5	10	.500	7	8	.875	4	11	15	7.5	3	0	4	1	0	1	28	14.0
<b>TOTAL</b>	<b>99</b>	<b>24</b>	<b>1658</b>	<b>16.7</b>	<b>183</b>	<b>436</b>	<b>.420</b>	<b>65</b>	<b>185</b>	<b>.351</b>	<b>112</b>	<b>169</b>	<b>.663</b>	<b>49</b>	<b>160</b>	<b>209</b>	<b>2.1</b>	<b>167</b>	<b>5</b>	<b>78</b>	<b>100</b>	<b>16</b>	<b>30</b>	<b>543</b>	<b>5.5</b>

Toye's SEC Statistics at Vanderbilt

Year	GP	GS	Min	Avg	FG	FGA	Pct	3FG	3FGA	Pct	FT	FTA	Pct	Off	Def	Tot	Avg	PF	FO	Ast	TO	Blk	Stl	Pts	Avg
2015-16	17	0	100	5.9	11	27	.407	2	9	.222	9	13	.692	2	11	13	0.8	9	0	3	8	1	3	33	1.9
2016-17	18	9	422	23.4	42	102	.412	19	46	.413	29	45	.644	10	41	51	2.8	45	2	22	25	2	8	132	7.3
2017-18	18	1	327	18.2	39	87	.448	13	38	.342	14	21	.667	8	26	34	1.9	46	2	12	17	1	4	105	5.8
<b>TOTAL</b>	<b>53</b>	<b>10</b>	<b>849</b>	<b>16.0</b>	<b>92</b>	<b>216</b>	<b>.426</b>	<b>34</b>	<b>93</b>	<b>.366</b>	<b>52</b>	<b>79</b>	<b>.658</b>	<b>20</b>	<b>78</b>	<b>98</b>	<b>1.8</b>	<b>100</b>	<b>4</b>	<b>37</b>	<b>50</b>	<b>4</b>	<b>15</b>	<b>270</b>	<b>5.1</b>



**YANNI WETZELL**

1

Junior, Forward/Center  
6'10" 240 lbs.  
Auckland, N.Z.  
St. Mary's (Texas)

**SEASON HIGHS**

- Points: 2, at USC (11/11/18)
- FG Made: 1, at USC (11/11/18)
- FG Atts: 1, at USC (11/11/18)
- 3FG Made:
- 3FG Atts:
- FT Made:
- FT Atts: 2, at USC (11/11/18)
- Rebounds: 1, at USC (11/11/18)
- Assists:
- Turnovers: 2, Winthrop (11/6/18)
- Blocks: 1, at USC (11/11/18)
- Steals: 1, at USC (11/11/18)
- Minutes: 7, at USC (11/11/18)

**CAREER HIGHS**

- Points: 29, 2x, last vs. Newman (2/23/17)
- FG Made: 11, 3x, last vs. Panhandle St. (2/25/17)
- FG Atts: 19, vs. Panhandle St. (2/25/17)
- 3FG Made: 4, vs. Midwestern St. (11/19/16)
- 3FG Atts: 4, vs. Midwestern St. (11/19/16)
- FT Made: 12, vs. Okla. Christian (2/9/17)
- FT Atts: 13, vs. Okla. Christian (2/9/17)
- Rebounds: 13, vs. UA-Fort Smith (1/7/16)
- Assists: 5, vs. Okla. Christian (2/9/17)
- Turnovers: 9, vs. Rogers St. (1/28/17)
- Blocks: 3, 2x, last vs. Tex. A&M Int'l (1/14/17)
- Steals: 3, 2x, last vs. Rogers St. (1/28/17)
- Minutes: 42, vs. Rogers St. (12/17/16)

**WETZELL NOTEBOOK**

- ✪ Played in first two games and scored his first two points as a Commodore at USC.
- ✪ Sat out the 2017-18 season after transferring from St. Mary's (Texas), where he played in 59 games.
- ✪ Named to the All-Heartland Conference Second Team as a sophomore after averaging 15.5 points and 6.8 rebounds per game. Shot 40.9% from three for the season and 42% from three in his two-year career.
- ✪ Played and started in all 30 games for St. Mary's University as a sophomore.
- ✪ Scored a season-high 29-point effort against Newman and a 28-point effort against Panhandle State... Scored 20 or more points in six games as a sophomore and posted six double-doubles.
- ✪ Named Heartland Conference Freshman of the Year in 2015-16.
- ✪ Was a tennis player in high school, and did not begin playing basketball until he was 17.
- ✪ Starred under head coach Carl Stent at Westlake High School in New Zealand, earning the Most Improved Player as a senior. Helped his team to a No. 2 national rank. Also played for the U19 New Zealand National Team, finishing ranked No. 2.

**WETZELL GAME-BY-GAME (JUNIOR)**

Opponent	M	FG-A	3P-A	FT-A	Reb	PF	A	T	B	S	PTS
N6 Winthrop	4	0-0	0-0	0-0	0	0	0	2	0	0	0
N11 @USC	7	1-1	0-0	0-2	1	2	0	1	1	1	2
N16 Alcorn State											
N19 Liberty											
N23 Kent State											
N27 Savannah State											
D1 vs. N.C. State											
D5 Middle Tennessee											
D17 Arizona State											
D22 vs. Kansas State											
D29 Tennessee State											
D31 UNC Asheville											
J5 Ole Miss											
J9 @Georgia											
J12 @Kentucky											
J16 South Carolina											
J19 Mississippi State											
J23 Tennessee											
J26 @Oklahoma											
J29 Kentucky											
F2 @Missouri											
F5 @Arkansas											
F9 Alabama											
F13 @Florida											
F16 Auburn											
F19 @Tennessee											
F23 @Alabama											
F27 Florida											
M2 @Texas A&M											
M6 Arkansas											
M9 @LSU											

Year	GP	GS	Min	Avg	FG	FGA	Pct	3FG	3FGA	Pct	FT	FTA	Pct	Off	Def	Tot	Avg	PF	FO	Ast	TO	Blk	Stl	Pts	Avg
2015-16*	29	29	728	25.1	140	264	.530	3	6	.500	55	87	.632	65	97	162	5.6	99	5	25	84	8	10	338	11.7
2016-17*	30	30	939	31.3	170	339	.501	18	44	.409	106	159	.667	67	137	204	6.8	82	3	45	95	18	24	464	15.5
2018-19	2	0	11	5.5	1	1	1.000	0	0	.000	0	2	.000	0	1	1	0.5	2	0	0	3	0	0	2	1.0
<b>TOTAL</b>	<b>61</b>	<b>59</b>	<b>1678</b>	<b>27.5</b>	<b>311</b>	<b>604</b>	<b>.515</b>	<b>21</b>	<b>50</b>	<b>.420</b>	<b>161</b>	<b>248</b>	<b>.649</b>	<b>132</b>	<b>235</b>	<b>367</b>	<b>6.0</b>	<b>183</b>	<b>8</b>	<b>70</b>	<b>182</b>	<b>26</b>	<b>34</b>	<b>804</b>	<b>13.2</b>