



Vanderbilt (6-2) vs. #20/20 Arizona State (8-1)
Nashville, Tenn. - Memorial Gym - 6:00 p.m. CT

TV: SEC Network

TV Talent: Tom Hart (pxp), Andy Kennedy (analyst)

Radio: Vanderbilt Radio Network from IMG College, vucommidores.com

Radio Talent: Joe Fisher (pxp), Tim Thompson (analyst)

Satellite Radio: XM 190

Live Stats: vucommidores.com

Twitter Updates: @VandyMBB

Vanderbilt Athletic Communications

2601 Jess Neely Drive, Nashville, TN 37212

phone: 615-322-4121

www.vucommidores.com

VANDERBILT SCHEDULE/RESULTS

NOVEMBER

Date	VU	Opp	Opponent	Time/Result	TV/Rec.
Nov. 6	-	-	Winthrop	W, 92-79	1-0
Nov. 11	-	-	USC	W, 82-78	2-0
Nov. 16	RV	-	Alcorn State	W, 79-54	3-0
Nov. 19	RV	-	Liberty	W, 79-70	4-0
Nov. 23	RV	-	Kent State	L, 75-77	4-1
Nov. 27	-	-	Savannah St.	W, 120-85	5-1

DECEMBER

Date	VU	Opp	Opponent	Time	TV/Rec.
Dec. 1	-	-	N.C. State	L, 65-80	5-2
Dec. 5	-	-	Middle Tenn.	W, 79-51	6-2
Dec. 17	-	20/20	Arizona St.	6 pm	SECN
Dec. 22	-	-	Kansas St.	6 pm	ESPN2
Dec. 29	-	-	Tenn. St.	12:30 pm	SECN+
Dec. 31	-	-	UNC Asheville	1 pm	SECN+

JANUARY

Date	VU	Opp	Opponent	Time	TV/Rec.
Jan. 5	-	-	Ole Miss*	7:30 pm	SECN
Jan. 9	-	-	Georgia*	5:30 pm	SECN
Jan. 12	-	-	Kentucky*	7:30 pm	SECN
Jan. 16	-	-	S. Carolina*	6 pm	SECN
Jan. 19	-	-	Miss. State*	7:30 pm	SECN
Jan. 23	-	-	Tennessee*	6 pm	ESPN2/U
Jan. 26	-	-	Oklahoma&	3 pm	ESPN/2
Jan. 29	-	-	Kentucky*	8 pm	ESPN/2

FEBRUARY

Date	VU	Opp	Opponent	Time	TV/Rec.
Feb. 2	-	-	Missouri*	7:30 pm	SECN
Feb. 5	-	-	Arkansas*	8 pm	SECN
Feb. 9	-	-	Alabama*	7:30 pm	SECN
Feb. 13	-	-	Florida*	8 pm	ESPN2/ESPN
Feb. 16	-	-	Auburn*	11 am	ESPN/2/U
Feb. 19	-	-	Tennessee*	6 pm	ESPN/2/U
Feb. 23	-	-	Alabama*	5 pm	ESPN/2/U
Feb. 27	-	-	Florida*	8 pm	SECN

MARCH

Date	VU	Opp	Opponent	Time	TV/Rec.
Mar. 2	-	-	Texas A&M*	5 pm	SECN
Mar. 6	-	-	Arkansas*	7:30 pm	SECN
Mar. 9	-	-	LSU*	7:30 pm	SECN

ALL TIMES CENTRAL

RANKINGS: AP/ESPN *SEC GAME; #NIT Season Tip-Off, Nashville, Tenn.; %SEC/Big 12 Challenge; ^SEC Tournament, St. Louis, Mo.

GAME INFORMATION



2018-19 Record: 6-2
Head Coach: Bryce Drew
Career Record: 161-87 (7)
VU Record: 37-38 (3)

2018-19 LEADERS
Points: Simisola Shittu (15.9)
Rebounds: Simisola Shittu (7.8)
Assists: Saben Lee (3.9)
Blocks: Clewon Brown (1.6)

SERIES INFORMATION

Series Record: ASU leads, 4-0.
Last Meeting: ASU win, 76-64, at Arizona State on 12/17/17.
Record at Vanderbilt: NA
Record at ASU: ASU leads 3-0.
Record at Neutral Site: ASU leads 1-0.
Coach Drew vs. Arizona State: Coach Drew is 0-1 vs. Arizona State.













2018-19 Record: 8-1
Head Coach: Bobby Hurley
Career Record: 100-68 (6)
ASU Record: 58-48 (4)

2018-19 LEADERS
Points: Luguentz Dort (20.9)
Rebounds: Zylan Cheatham (9.7)
Assists: Zylan Cheatham (4.6)
Blocks: De'Quon Lake (1.2)

QUICK HITTERS

- ★ The Commodores improved to 6-2 on the season in their last time out after a 79-51 victory over Middle Tennessee December 5th at Memorial Gym. Freshman Simisola Shittu scored a team-high 15 points against the Blue Raiders, with Matthew Moyer also adding double figures with 14 points.
- ★ Shittu has scored in double figures in seven of eight games as a collegian and leads the team in scoring and rebounding. He posted double-doubles in his first two games against Winthrop and USC, respectively. As of December 13, Shittu ranks sixth in the SEC in rebounding (7.8) and eighth in scoring (15.9).
- ★ Arizona State will be the first ranked opponent for the Commodores this season. All-time against ranked opponents, Vanderbilt is 94-236 and 64-78 in home games. The Commodores have lost their last eight games against ranked opponents, with Vanderbilt's last win coming in a 72-62 overtime win over 17th-ranked Florida at the 2017 SEC Tournament (3/10/17).
- ★ The game with the Sun Devils is Vanderbilt's first since December 5 because of final exams.
- ★ Freshman point guard Darius Garland, a five-star recruit and a 2018 McDonald's All-American, was lost for the season after suffering a meniscus injury in his left knee against Kent State on November 23. He suffered the injury two minutes into the game against the Golden Flashes. Garland was named the SEC's Freshman of the Week in the opening week of the year after averaging 21.5 points per game in two Commodore wins over Winthrop and USC.
- ★ On November 27, the Commodores scored 120 points against Savannah State, the most by a Vanderbilt team since December 22, 1970, when Vanderbilt scored a program-best 130 points in a win over Ole Miss (130-112).
- ★ Joe Toye scored in double figures in three straight games for the first time of his four-year career in the first three games of the 2018-19 season and has double-digit points in five games this season. Toye is the team's lone senior.
- ★ Shittu tallied 15 rebounds against USC, the most by a Commodore since Jeff Roberson had 16 rebounds against Minnesota on December 3, 2016 in Sioux Falls, S.D. His 15 rebounds tied for the ninth-most by a Commodore in a single game in the last 20 seasons.
- ★ Vanderbilt won its first road game of the season at USC, the first time the Commodores have had a season-opening road win since a 72-70 win over St. Mary's on November 20, 2009.
- ★ As of Dec. 13, the Commodores rank second in SEC in 3FG% defense (.305) and fourth in the SEC in scoring (83.9).
- ★ Garland scored the most points by a Vanderbilt freshman in his collegiate debut (24 points) since Phil Cox scored 30 against Duke in 1981. He also tied Savion Flagg of Texas A&M for the most points scored for an SEC team in their opening game of the season.
- ★ Shittu's double-double was the first by a Commodore freshman in a season opener since Ted Young tallied 18 points and 11 rebounds against Rice in 1979.
- ★ Prior to the season, Garland was named to the Naismith and Wooden Award Preseason Watch Lists, while Shittu was named to the Karl Malone Award Watch List, given to the nation's top power forward.
- ★ According to KenPom, the Commodores rank 313th in the nation in terms of experience (1.19 years).
- ★ Head coach Bryce Drew, now in his third season, led the Commodores to the NCAA Tournament in his first season in Nashville, marking the first time in the history of the program a first-year Vanderbilt coach led his team to the tournament.
- ★ Redshirt sophomore forward Matthew Moyer, who transferred from Syracuse after the 2017-18 season, was granted immediate eligibility by the NCAA this season on November 15.
- ★ As of December 13, Shittu is eighth in the SEC in scoring (15.9), sixth in rebounding (7.8), seventh in defensive rebounding (5.6). He also third in field goal percentage (.563). Saben Lee is eighth in assists (3.9) and ninth in assist/turnover ratio (1.6), and Matt Ryan is tied for seventh in three's made (2.4) and 10th in 3FG % (.396).



0		<p>SABEN LEE G ★ 6-2 ★ 183 ★ So. ★ Phoenix, Ariz.</p> <table border="1"> <thead> <tr> <th>PPG</th> <th>RPG</th> <th>APG</th> <th>SPG</th> <th>BPG</th> <th>MPG</th> </tr> </thead> <tbody> <tr> <td>11.8</td> <td>3.4</td> <td>3.9</td> <td>1.1</td> <td>0.0</td> <td>28.1</td> </tr> </tbody> </table>	PPG	RPG	APG	SPG	BPG	MPG	11.8	3.4	3.9	1.1	0.0	28.1	<p>NOTES: Leading returning scorer from 2017-18...Can play point guard or off of the ball...Scored a season-high 17 points against Liberty...Scored in double figures six of eight games this season...Currently ninth in SEC in assists ...Son of former FSU/NFL great Amp Lee.</p>	<p>CAREER HIGHS Pts. - 24, vs. Ariz. St. (12/17/17) Rebs. - 9, vs. TAMU (2/24/18) Ast. - 9, vs. TAMU (2/24/18) Min. - 38, vs. Ariz. St. (12/17/17)</p>
PPG	RPG	APG	SPG	BPG	MPG											
11.8	3.4	3.9	1.1	0.0	28.1											
1		<p>YANNI WETZELL F/C ★ 6-10 ★ 240 ★ Jr. ★ Auckland, N.Z.</p> <table border="1"> <thead> <tr> <th>PPG</th> <th>RPG</th> <th>APG</th> <th>SPG</th> <th>BPG</th> <th>MPG</th> </tr> </thead> <tbody> <tr> <td>3.5</td> <td>2.1</td> <td>0.4</td> <td>0.5</td> <td>0.3</td> <td>11.1</td> </tr> </tbody> </table>	PPG	RPG	APG	SPG	BPG	MPG	3.5	2.1	0.4	0.5	0.3	11.1	<p>NOTES: Scored Commodore-high of 15 points and added seven boards vs. Savannah St...Transferred from Division II St. Mary's (Texas) after 2016-17 season... Averaged 15.5 points and 6.8 rebounds in his final season at St. Mary's.</p>	<p>CAREER HIGHS Pts. - 29, vs. Newman (2/23/17) Rebs. - 12, vs. Newman (1/21/17) Ast. - 5, vs. Okla. Christian (2/9/17) Min. - 42, vs. Rogers St.(12/16/16)</p>
PPG	RPG	APG	SPG	BPG	MPG											
3.5	2.1	0.4	0.5	0.3	11.1											
2		<p>JOE TOYE G/F ★ 6-7 ★ 210 ★ Sr. ★ Chicago, Ill.</p> <table border="1"> <thead> <tr> <th>PPG</th> <th>RPG</th> <th>APG</th> <th>SPG</th> <th>BPG</th> <th>MPG</th> </tr> </thead> <tbody> <tr> <td>10.1</td> <td>4.1</td> <td>0.9</td> <td>0.6</td> <td>0.6</td> <td>26.0</td> </tr> </tbody> </table>	PPG	RPG	APG	SPG	BPG	MPG	10.1	4.1	0.9	0.6	0.6	26.0	<p>NOTES: Only senior on this year's roster...Tallied 15 points vs. Kent St...Scored 16 points in win at USC; also added a career-high nine rebounds...Scored in double figures in three straight games to start the season and five games this season.</p>	<p>CAREER HIGHS Pts. - 18, vs. TAMU (3/9/17) Rebs. - 9, at USC (11/11/18) Ast. - 4, 2x, last vs. MSU (2/14/18) Min. - 38, vs. Florida (3/10/17)</p>
PPG	RPG	APG	SPG	BPG	MPG											
10.1	4.1	0.9	0.6	0.6	26.0											
3		<p>MAXWELL EVANS G ★ 6-2 ★ 192 ★ So. ★ Houston, Texas</p> <table border="1"> <thead> <tr> <th>PPG</th> <th>RPG</th> <th>APG</th> <th>SPG</th> <th>BPG</th> <th>MPG</th> </tr> </thead> <tbody> <tr> <td>6.7</td> <td>2.3</td> <td>1.1</td> <td>0.1</td> <td>0.1</td> <td>14.6</td> </tr> </tbody> </table>	PPG	RPG	APG	SPG	BPG	MPG	6.7	2.3	1.1	0.1	0.1	14.6	<p>NOTES: Played season-high 26 minutes and scored career-high 16 points against Savannah State ...Played in 29 games and made 15 starts as a true freshman in 2017-18...Scored in double figures in four games as a true freshman.</p>	<p>CAREER HIGHS Pts. - 16, vs. Savannah State (11/27/17) Rebs. - 9, at Arkansas (02/10/18) Ast. - 6, vs. USC (11/19/17) Min. - 32, vs. USC (11/19/17)</p>
PPG	RPG	APG	SPG	BPG	MPG											
6.7	2.3	1.1	0.1	0.1	14.6											
10		<p>DARIUS GARLAND G ★ 6-2 ★ 175 ★ Fr. ★ Nashville, Tenn.</p> <table border="1"> <thead> <tr> <th>PPG</th> <th>RPG</th> <th>APG</th> <th>SPG</th> <th>BPG</th> <th>MPG</th> </tr> </thead> <tbody> <tr> <td>16.2</td> <td>3.8</td> <td>2.6</td> <td>0.8</td> <td>0.4</td> <td>27.8</td> </tr> </tbody> </table>	PPG	RPG	APG	SPG	BPG	MPG	16.2	3.8	2.6	0.8	0.4	27.8	<p>NOTES: Injured meniscus vs. Kent St., out for the season...Scored a SEC-best 33 points against Liberty...Won SEC Freshman of the week honors in the two VU wins... Named a 2018 McDonald's All-American...On 2018 Wooden and Naismith Award Watch Lists.</p>	<p>CAREER HIGHS Pts. - 33, vs Liberty (11/19/18) Rebs. - 7, vs. Alcorn St. (11/16/18) Ast. - 4, 3x, last vs Liberty (11/19/18) Min. - 37, vs. Liberty (11/19/18)</p>
PPG	RPG	APG	SPG	BPG	MPG											
16.2	3.8	2.6	0.8	0.4	27.8											
11		<p>SIMISOLA SHITTU F/C ★ 6-10 ★ 240 ★ Fr. ★ Burlington, Ont.</p> <table border="1"> <thead> <tr> <th>PPG</th> <th>RPG</th> <th>APG</th> <th>SPG</th> <th>BPG</th> <th>MPG</th> </tr> </thead> <tbody> <tr> <td>15.9</td> <td>7.8</td> <td>1.8</td> <td>0.9</td> <td>1.0</td> <td>27.0</td> </tr> </tbody> </table>	PPG	RPG	APG	SPG	BPG	MPG	15.9	7.8	1.8	0.9	1.0	27.0	<p>NOTES: Tallied double doubles in first two collegiate games against Winthrop and USC...Grabbed 15 boards at USC...Scored career-high 20 points vs. Alcorn and Kent State...6th in SEC in rebounding and 8th in scoring...Was named a McDonald's All-American in 2018.</p>	<p>CAREER HIGHS Pts. - 18, vs. Winthrop (11/6/18) Rebs. - 15, at USC (11/11/18) Ast. - 5, vs Savannah State (11/27/18) Min. - 32, vs. Winthrop (11/6/18)</p>
PPG	RPG	APG	SPG	BPG	MPG											
15.9	7.8	1.8	0.9	1.0	27.0											
13		<p>MATTHEW MOYER F ★ 6-8 ★ 217 ★ R-So. ★ Gahanna, Ohio</p> <table border="1"> <thead> <tr> <th>PPG</th> <th>RPG</th> <th>APG</th> <th>SPG</th> <th>BPG</th> <th>MPG</th> </tr> </thead> <tbody> <tr> <td>6.0</td> <td>4.7</td> <td>1.7</td> <td>0.2</td> <td>0.8</td> <td>17.7</td> </tr> </tbody> </table>	PPG	RPG	APG	SPG	BPG	MPG	6.0	4.7	1.7	0.2	0.8	17.7	<p>NOTES: Transferred from Syracuse...Granted immediate eligibility on Nov. 15...Scored most points as a Commodore against Middle Tennessee (14 points)...Played in 2017-18 after redshirting in 2016-17...Named the Conn. Gatorade POY as a senior at South Kent Prep.</p>	<p>CAREER HIGHS Pts. - 18, vs. UConn (12/5/17) Rebs. - 10, at Fla. St. (1/13/18) Ast. - 5 vs Savannah State (11/27/18) Min. - 36, vs. UConn (12/5/17)</p>
PPG	RPG	APG	SPG	BPG	MPG											
6.0	4.7	1.7	0.2	0.8	17.7											
15		<p>CLEVON BROWN F ★ 6-8 ★ 240 ★ Jr. ★ San Antonio, Texas</p> <table border="1"> <thead> <tr> <th>PPG</th> <th>RPG</th> <th>APG</th> <th>SPG</th> <th>BPG</th> <th>MPG</th> </tr> </thead> <tbody> <tr> <td>3.6</td> <td>2.9</td> <td>0.6</td> <td>0.5</td> <td>1.6</td> <td>16.3</td> </tr> </tbody> </table>	PPG	RPG	APG	SPG	BPG	MPG	3.6	2.9	0.6	0.5	1.6	16.3	<p>NOTES: Scored eight points in win at USC... Played 19 minutes vs. Winthrop in season opener, had six points, six rebounds and two blocks...Had three or more blocks in six career games, including four against Savannah State.</p>	<p>CAREER HIGHS Pts. - 13, vs. Austin Peay (11/10/17) Rebs. - 6, 2x, last at UF (12/30/17) Ast. - 2 vs NC State (12/01/18) Min. - 31, at UK (1/30/18)</p>
PPG	RPG	APG	SPG	BPG	MPG											
3.6	2.9	0.6	0.5	1.6	16.3											
24		<p>AARON NESMITH F ★ 6-6 ★ 213 ★ Fr. ★ Charleston, S.C.</p> <table border="1"> <thead> <tr> <th>PPG</th> <th>RPG</th> <th>APG</th> <th>SPG</th> <th>BPG</th> <th>MPG</th> </tr> </thead> <tbody> <tr> <td>8.3</td> <td>6.1</td> <td>1.8</td> <td>0.9</td> <td>0.8</td> <td>22.1</td> </tr> </tbody> </table>	PPG	RPG	APG	SPG	BPG	MPG	8.3	6.1	1.8	0.9	0.8	22.1	<p>NOTES: One of the class of 2018's top shooters...Posted career highs in points (20) and rebounds (13) in win over Savannah State...Named the S.C. Gatorade Player of the Year as a senior...Scored over 2,000 career points at Porter Gaud High School.</p>	<p>CAREER HIGHS Pts. - 20, vs Savannah State (11/27/18) Rebs. - 13, vs Savannah State (11/27/18) Ast. - 4, at USC (11/11/18) Min. - 29, vs Savannah State (11/11/18)</p>
PPG	RPG	APG	SPG	BPG	MPG											
8.3	6.1	1.8	0.9	0.8	22.1											
32		<p>MATT RYAN F ★ 6-8 ★ 209 ★ Jr. ★ Cortlandt Manor, N.Y.</p> <table border="1"> <thead> <tr> <th>PPG</th> <th>RPG</th> <th>APG</th> <th>SPG</th> <th>BPG</th> <th>MPG</th> </tr> </thead> <tbody> <tr> <td>9.9</td> <td>3.6</td> <td>1.8</td> <td>0.1</td> <td>0.1</td> <td>24.9</td> </tr> </tbody> </table>	PPG	RPG	APG	SPG	BPG	MPG	9.9	3.6	1.8	0.1	0.1	24.9	<p>NOTES: Transfer from Notre Dame who transferred after 2016-17 season...Has now made four threes in two games at VU...Scored in double figures in four games this year...While at ND, the team advanced to the 2nd round (2017) and the Elite Eight (2016).</p>	<p>CAREER HIGHS Pts. - 23, vs. Chicago St. (11/26/16) Rebs. - 7, 2x last vs. Liberty (11/19/18) Ast. - 4, vs. Alcorn St. (11/16/18) Min. - 35, vs. Georgia Tech (1/13/16)</p>
PPG	RPG	APG	SPG	BPG	MPG											
9.9	3.6	1.8	0.1	0.1	24.9											

Ibas

Henry
Gene
Moe
Clarence

1,630
Wins

Suttons

Eddie
Scott
Sean

1,171
Wins

Drews

Homer
Scott
Bryce

1,123
Wins

All-Time Winningest Collegiate Coaching Families

The Drew family is now third on the all-time winningest collegiate coaching family in college basketball history with 1,123 wins.

- Homer Drew - 640**
(Bethel College - 252; IU-South Bend - 17; Valparaiso - 371)
- Scott Drew - 322**
(Valparaiso - 20; Baylor - 302)
- Bryce Drew - 161**
(Valparaiso - 124; Vanderbilt -37)

ABOUT ARIZONA STATE

QUICK FACTS

Location Tempe, Ariz.
Founded 1885
Conference Pac 12
Enrollment 71,946
Nickname Sun Devils
Colors Maroon and Gold
Home Arena Wells Fargo Arena
Athletics Director Ray Anderson

Basketball Staff
Head Coach Bobby Hurley
Career Record: 100-68 (6)
Arizona State Record: 58-48 (4)
Assistant Coaches Rashon Burno, Drazen Zlovacic,
 Anthony Coleman

- ★ Arizona State enters the game with an 8-1 record after a 76-74 win Saturday against Georgia in Athens.
- ★ Freshman Dort Luguentz leads the Sun Devils in scoring with 20.9 points per game. Kimani Lawrence (13.8), Zylan Cheatham (12.2), and Remy Martin (12.0) also average double figures.
- ★ Sophomore guard Saben Lee hails from Phoenix, Ariz. and Corona Del Sol High School.
- ★ This will be Arizona State's first visit to Vanderbilt to play the Commodores.
- ★ Monday's game is the back end of a home-and-home agreement with the Sun Devils. Arizona State won last year's meeting in Tempe, 76-64, on December 17, 2017.

STAT COMPARISON

	VU	AZ ST
	All	All
Record	6-2	8-1
Scoring Offense	83.9	82.8
Scoring Defense	71.8	71.2
Scoring Margin	+12.1	+11.6
FG%	.479	.460
FG% Defense	.405	.396
3FG%	.356	.339
3FG% Defense	.305	.306
Free Throw %	.699	.674
Rebounding	41.2	44.4
Rebounding Margin	+5.6	+11.6
Turnovers/game	13.9	15.0
Opponent Turnovers	12.8	15.0
Steals	5.4	6.3
Blocks	5.4	3.6

Garland In Rarefied Air

Darius Garland is one of five major conference freshmen with 20+ Pts and 2+ Threes Made, Steals & Blocks in collegiate debut in the last 20 years (Since 1998-99).

Player	Date, Opp	Pts,3's,Stls,Blocks
Darius Rice, Miami	11/18/00 vs Fla. At.	26,5,3,2
Kevin Durant, Texas	11/9/06 vs. Alcorn	20,3,3,2
Terrence Jones, UK	11/12/10 vs. ETSU	25,2,3,2
Ethan Thompson, Ore. St.	11/10/17 vs. So. Utah	20,2,2,3
Darius Garland, VU	11/6/18 vs. Winthrop	24,3,2,2

3-Point U

The Commodores are one of only three schools (UNLV and Princeton) to have made a three-point basket in every game since the inception of the three-point line in the 1986-87 season.

With a made three against Arizona State, Vanderbilt will move to 1,040 consecutive games with a three-pointer.

VU Staff Can Score

The Vanderbilt men's basketball staff has combined to score a total of 5,486 collegiate points, with head coach Bryce Drew leading the way with 2,142 points. Here's a breakdown of the staff's scoring totals.

Head Coach Bryce Drew, Valparaiso	2,142
Asst. Coach Casey Shaw, Toledo	1,562
Assoc. Head Coach Roger Powell, Jr., Illinois	1,178
Asst. Coach Jake Diebler, Valparaiso	586
Total	5,468

Garland Superlatives

Most Points by Freshman in Debut, SEC Since 2010-11

Tremont Waters, LSU	27	11/10/17 vs. Alcorn
Terrence Jones, UK	25	11/12/10 vs. EastTn
Darius Garland, VU	24	11/6/18 vs. Win
Keldon Johnson, UK	23	11/6/18 vs. Duke
Frankie Hughes, Mizzou	23	11/13/16 vs. AlaA&M
Julius Randle, UK	23	11/8/13 vs. NC-Ash
Anthony Davis, UK	23	11/11/11 vs. Marist

Three Commodores on

NBA Rosters

Former Commodores Damian Jones, Luke Kornet, and Wade Baldwin IV are currently on NBA active rosters. Jones averaged 17.1 minutes and 5.4 points per game with the Golden State Warriors this season before being sidelined with a torn left pectoral muscle. He has won two championships with the team in his three seasons in the Bay Area. Kornet is a two-way player with the New York Knicks and is averaging 2.7 minutes per game in six games, and Baldwin is averaging 5.7 minutes per game in nine games with the Portland Trail Blazers.

Three Freshman - 20+ Points

The Commodores are one of only two programs (Duke) in the nation to have three separate freshman score 20 points or more in a game (Darius Garland, Aaron Nesmith, Simisola Shittu)

Replacing Three 1,000 Point Scorers

Matthew Fisher-Davis, Riley LaChance and Jeff Roberson each departed Vanderbilt in 2018 as 1,000-point scorers. Each were four-year players for the Commodores who advanced to the postseason on three different occasions (2015 NIT, 2016 and 2017 NCAA Tournaments). There has been only one other class of Vanderbilt players to have three 1,000-point scorers - the vaunted "F Troop" - Butch Feher, Joe Ford and Jeff Fosnes in 1976. Roberson (Maine Red Claws) is now playing in the NBA G League, while LaChance has taken his talents to play professionally in Poland.

Against the Pac 12

The Commodores are 12-15 all time against the Pac 12 after winning earlier this season at USC on November 11.

Class of 2018

One of Nation's Top Recruiting Classes



Darius Garland

- ★ 16th in ESPN 100 ranking
- ★ McDonald's All-American
- ★ Jordan Brand All-American
- ★ Ranked 15th according to the Recruiting Services Consensus Index
- ★ Ranked 17th nationally by Rivals and second as point guard
- ★ Ranked 14th nationally by 247 Sports and second-best point guard
- ★ Five star recruit
- ★ Named one of top 20 Freshmen to Watch by CBSSports.com
- ★ Named to Naismith and Wooden Award Preseason Watch Lists
- ★ Out for season with left knee injury.



Aaron Nesmith

- ★ Ranked 63rd according to the Recruiting Services Consensus Index
- ★ 64th ranked nationally and 12th ranked shooting guard according to 247 Sports
- ★ 69th ranked nationally and 15th ranked shooting guard according to Rivals
- ★ Four star recruit
- ★ Named Gatorade South Carolina Player of the Year over prized recruit Zion Williamson



Simisola Shittu

- ★ Ranked 10th according to the Recruiting Services Consensus Index
- ★ 19th ESPN 100 rankings and 6th best power forward
- ★ Ranked 11th nationally by 247 Sports and 3rd at power forward
- ★ Ranked 7th nationally by Rivals and 1st as a power forward
- ★ Five star recruit
- ★ Named one of top 20 Freshmen to Watch by CBSSports.com
- ★ Named to Karl Malone Award Watch List, an award given to the nation's top power forward.

SUPERLATIVES

Most Points Scored By VU Freshman

1. Mike Rhodes vs. Virginia Tech, 12/22/77 34
- 2. Darius Garland vs. Liberty, 11/19/18 33**
3. Charles Davis vs. Michigan, 12/6/1976 31
4. Alex Gordon vs. Tennessee, 2/2/2005 30

Most Points Scored By VU Player Since 1996-97

1. Shan Foster vs. Miss. State, 3/5/2008 42
- 2. Darius Garland vs. Liberty, 11/19/2018 33**
2. Matthew Fisher-Davis vs. Auburn, 1/4/2017 33
2. Shan Foster vs. S. Carolina, 2/28/2017 33
2. Dan Langhi vs. Notre Dame, 11/21/1998 33
2. Dan Langhi vs. Ole Miss, 2/26/2000 33
2. Drew Maddux vs. Alabama, 1/14/1998 33
2. A.J. Ogilvy vs. LSU, 3/4/2009 33

Most Rebounds By VU Player Since 1996-97

1. Lance Goulbourne vs. LSU, 2/26/2011 17
1. Dan Langhi vs. Ohio State, 11/28/1998 17
3. Lance Goulbourne vs. Ole Miss, 1/19/2011 16
3. Lance Goulbourne vs. Marquette, 12/29/2011 16
3. Damian Jones vs. Georgia, 2/20/2016 16
3. Dawid Przybyszkeski vs. Toledo, 11/19/2004 16
3. Jeff Roberson vs. Minnesota, 12/3/2016 16
3. Anthony Williams vs. W. Kentucky, 11/28/2000 16
9. Damian Jones vs. Tennessee, 3/12/2015 15
9. Damian Jones vs. Arkansas, 1/5/2016 15
- 9. Simisola Shittu vs. USC, 11/11/2018 15**

Most FG Made By VU Player Since 1996-97

1. Shan Foster vs. Miss. State, 3/5/2008 16
2. Drew Maddux vs. Alabama, 1/14/1998 13
3. Austin Bates vs. Evansville, 12/29/1996 12
4. Austin Bates vs. Kansas, 12/29/1997 12
4. Matt Freije vs. Tenn. Tech, 12/13/2003 12
- 4. Darius Garland vs. Liberty, 11/19/2018 12**
4. Damian Jones vs. Florida, 2/23/2016 12
4. Damian Jones vs. Texas, 1/30/2016 12
4. A.J. Ogilvy vs. Auburn, 3/13/2008 12
4. A.J. Ogilvy vs. S. Carolina, 2/28/2009 12
4. A.J. Ogilvy vs. LSU, 3/4/2009 12
4. Jeffery Taylor vs. Davidson, 12/7/2011 12
4. Jeffery Taylor vs. Longwood, 12/19/2011 12

Last Time Out

Box Score vs. Middle Tennessee



Official Basketball Box Score -- Game Totals -- Final Statistics
Middle Tennessee vs Vanderbilt
 12/05/18 6:30 p.m. at Nashville, Tenn. (Memorial Gym)



Middle Tennessee 51 • 3-6

#	Player	Total			3-Ptr			Rebounds			PF	TP	A	TO	Blk	Stl	Min
		FG-FGA	FG-FGA	FT-FTA	FG-FGA	FG-FGA	FT-FTA	Off	Def	Tot							
22	SCURRY, Reggie	f	6-9	0-0	2-6	4	3	7	3	14	0	4	1	0	24		
25	GAMBLE, Karl	f	3-10	0-2	0-3	4	4	8	3	6	0	1	2	1	29		
03	SIMS, Donovan	g	1-3	0-2	0-0	0	1	1	3	2	2	1	0	0	21		
10	JOHNSON, Jayce	g	1-9	0-2	3-6	1	3	4	2	5	2	1	0	0	33		
55	GREEN, Antonio	g	6-16	2-8	4-4	1	3	4	1	18	1	3	0	1	32		
00	CRUMP, Anthony		0-0	0-0	0-0	0	1	1	2	0	0	2	0	0	10		
01	FARQUHAR, Junior		2-5	0-0	0-0	0	1	1	2	4	3	1	1	1	20		
04	HAWTHORNE, James		0-0	0-0	0-0	1	0	1	2	0	0	0	0	0	10		
11	MOSLEY, Lawrence		0-0	0-0	0-0	0	0	0	0	0	0	0	0	0	1		
14	MILLER, Chase		0-0	0-0	0-0	0	0	0	0	0	0	0	0	0	1		
15	MASSENBERG, TJ		1-3	0-0	0-0	1	2	3	0	2	0	1	0	0	17		
24	BUTLER Jr., Darnell		0-1	0-0	0-0	0	0	0	1	0	0	0	0	0	1		
35	LEWIS, Kydjana		0-0	0-0	0-0	0	0	0	0	0	0	0	0	0	1		
Team						2	0	2									
Totals			20-56	2-14	9-19	14	18	32	19	51	8	14	4	3	200		

FG % 1st Half: 8-26 30.8% 2nd half: 12-30 40.0% Game: 20-56 35.7% Deadball Rebounds 4,2
 3FG % 1st Half: 0-6 0.0% 2nd half: 2-8 25.0% Game: 2-14 14.3%
 FT % 1st Half: 5-13 38.5% 2nd half: 4-6 66.7% Game: 9-19 47.4%

Vanderbilt 79 • 6-2

#	Player	Total			3-Ptr			Rebounds			PF	TP	A	TO	Blk	Stl	Min
		FG-FGA	FG-FGA	FT-FTA	FG-FGA	FG-FGA	FT-FTA	Off	Def	Tot							
11	SHITTU, Simisola	f	6-13	0-3	3-4	2	4	6	3	15	0	2	0	1	21		
13	MOYER, Matthew	f	4-6	2-3	4-4	1	1	2	2	14	1	1	1	0	20		
32	RYAN, Matt	f	3-5	2-4	1-1	0	0	0	0	9	2	1	0	0	21		
00	LEE, Saben	g	2-9	1-3	2-2	0	4	4	1	7	3	0	0	2	28		
02	TOYE, Joe	g	2-3	0-0	2-2	1	2	3	3	6	0	3	0	1	22		
01	WETZELL, Yanni		1-3	1-2	2-2	1	2	3	1	5	1	4	1	2	17		
03	EVANS, Maxwell		3-8	1-3	2-2	2	2	4	2	9	3	1	0	0	22		
14	RICE, Isaiah		0-0	0-0	0-0	0	0	0	0	0	0	0	0	0	1		
15	BROWN, Clevon		2-4	1-1	0-0	0	2	2	3	5	1	1	1	0	21		
24	NESMITH, Aaron		3-4	1-2	2-2	0	8	8	1	9	2	0	2	1	26		
30	HUNT, Mac		0-0	0-0	0-0	0	0	0	0	0	0	0	0	0	1		
Team						3	3	6									
Totals			26-55	9-21	18-19	10	28	38	16	79	13	13	5	7	200		

FG % 1st Half: 11-26 42.3% 2nd half: 15-29 51.7% Game: 26-55 47.3% Deadball Rebounds 0
 3FG % 1st Half: 5-9 55.6% 2nd half: 4-12 33.3% Game: 9-21 42.9%
 FT % 1st Half: 15-15 100.0 2nd half: 3-4 75.0% Game: 18-19 94.7%

Officials: Pat Adams, Byron Jarrett, Bart Lenox
 Technical fouls: Middle Tennessee-None. Vanderbilt-None.
 Attendance: 8513

Score by periods	1st	2nd	Total
Middle Tennessee	21	30	51
Vanderbilt	42	37	79

Points	In Paint	Off T/O	2nd Chance	Fast Break	Bench
MT	28	9	14	2	6
VU	34	17	18	12	28

Notes:

- ★ The win over Middle Tennessee snapped a three-game losing streak to the Blue Raiders.
- ★ Vanderbilt had their best defensive performance of the season, limiting Middle Tennessee to 51 points and 30.7% from the floor, both opponent lows for the season.
- ★ The Commodores were a season-best 18-19 from the free-throw line.
- ★ With Simisola Shittu's 15-point effort against the Blue Raiders, he now has scored in double figures in 7 of 8 games.
- ★ Matthew Moyer scored a Commodore-best 14 points in the win over the Blue Raiders. He transferred from Syracuse at the end of the 2017-18 season and was ruled immediately eligible by the NCAA in mid-November.

Recap

NASHVILLE (AP) --- Bryce Drew didn't like Vanderbilt's defensive effort four days ago.

But the Commodores coach was much happier after his team's 79-51 win over Middle Tennessee State as the Blue Raiders hit only 36 percent of their shots from the floor.

"Our players worked really hard on defense the last couple of days," Drew said. "We wanted to come out and defend much better. I thought it was our best effort and execution on the defensive end."

The Commodores (6-2), who lost star point guard Darius Garland to a season-ending knee injury on Nov. 23, rebounded from Saturday's loss to North Carolina State.

Middle Tennessee (3-6) missed 12 of 14 3-pointers and never got closer than 19 in the second half.

Vanderbilt's Simi Shittu scored 15 points and Matthew Moyer, a Syracuse transfer, added a season-high 14.

"I just got cleared two weeks ago, so all I've got to do is stay positive and stay the course and help the young guys out," Moyer said. "It was a tough loss (to NC. State) because of the effort. We knew we needed to come out with effort and energy."

Vanderbilt ended a three-game losing streak to Middle Tennessee, increasing its lead to 30-7 in the series.

"Vandy took advantage of its open opportunities," MTSU coach Nick McDevitt said. "Knocked down open shots. Just shot the ball very well."

Middle Tennessee's Antonio Green, who scored a career-high 30 points in Saturday's loss to Lipscomb, led the Blue Raiders with 18 points as Middle Tennessee lost its fifth straight game after starting the season 3-1.

"We feel like we're getting better, but it's depressing losing," said Green, who is three points shy of 1,000 for his career. "We've got a tough schedule."

MTSU's Reggie Scurry added 14 on 6 of 9 shooting.

Vanderbilt went 18 of 19 from the foul line for a 95 percent clip. The Commodores made nine 3-pointers.

Vanderbilt took charge early, grabbing a 42-21 halftime lead as Middle Tennessee missed 18 of its first 26 shots.

Aaron Nesmith led the Commodores with eight rebounds and added nine points.

Last Time Vs. Arizona State

Box Score vs. Arizona State



Official Basketball Box Score -- Game Totals -- Final Statistics
Vanderbilt vs Arizona State
 12-17-17 Noon MT at Ned Wulk Court/Wells Fargo Arena-Tempe



Vanderbilt 64 • 3-7

##	Player	Total FG-FGA	3-Ptr FG-FGA	FT-FTA	Rebounds			PF	TP	A	TO	Blk	Stl	Min
					Off	Def	Tot							
02	TOYE, Joe	6-18	2-11	0-0	2	0	2	3	14	1	3	1	0	33
11	ROBERSON, Jeff	1-7	0-2	5-5	2	5	7	4	7	0	2	0	0	32
00	LEE, Saben	9-14	1-4	5-9	2	3	5	3	24	6	2	0	4	38
05	FISHER-DAVIS, M.	1-10	0-8	0-0	2	6	8	3	2	3	2	1	3	33
13	LACHANCE, Riley	1-8	1-4	0-0	0	3	3	3	3	0	0	0	0	27
01	WILLIS, Payton	1-2	0-0	1-1	0	0	0	2	3	0	1	0	0	11
03	AUSTIN, JR., Larry	2-3	0-0	2-2	1	0	1	2	6	0	0	0	0	13
10	EVANS, Maxwell	0-2	0-2	0-0	0	1	1	0	0	0	0	0	0	4
15	BROWN, Clevon	2-4	0-0	1-2	1	1	2	2	5	0	1	0	0	9
	Team				6	2	8	1		4				
	Totals	23-68	4-31	14-19	16	21	37	23	64	10	15	2	7	200

FG % 1st Half: 11-32 34.4% 2nd half: 12-36 33.3% Game: 23-68 33.8% Deadball Rebounds 1
 3FG % 1st Half: 3-14 21.4% 2nd half: 1-17 5.9% Game: 4-31 12.9%
 FT % 1st Half: 4-6 66.7% 2nd half: 10-13 76.9% Game: 14-19 73.7%

Arizona State 76 • 10-0

##	Player	Total FG-FGA	3-Ptr FG-FGA	FT-FTA	Rebounds			PF	TP	A	TO	Blk	Stl	Min
					Off	Def	Tot							
10	Shibel, Vitaliy	1-3	0-2	1-2	0	3	3	3	3	0	1	1	0	19
23	White, Romello	6-8	0-0	0-2	8	1	9	5	12	1	5	2	0	18
00	Holder, Tra	6-15	2-6	11-11	1	4	5	1	25	2	4	0	2	37
11	Evans II, Shannon	4-12	2-9	5-6	0	5	5	2	15	2	0	0	0	34
44	Justice, Kodi	2-7	1-5	2-2	0	4	4	1	7	0	1	0	0	34
01	Martin, Remy	3-8	0-1	0-0	1	2	3	3	6	0	3	1	0	26
03	Mitchell, Mickey	3-4	0-0	2-5	4	9	13	4	8	2	1	0	2	23
22	Witherill, Austin	0-0	0-0	0-0	0	0	0	0	0	0	0	0	0	1
24	Salzman, Jordan	0-0	0-0	0-0	0	0	0	0	0	0	0	0	0	1
25	Fogerty, Grant	0-0	0-0	0-0	0	0	0	0	0	0	0	0	0	1
35	Lake, De'Quon	0-0	0-0	0-0	0	0	0	1	0	0	2	1	0	6
	Team				1	4	5							
	Totals	25-57	5-23	21-28	15	32	47	20	76	7	17	5	4	200

FG % 1st Half: 11-30 36.7% 2nd half: 14-27 51.9% Game: 25-57 43.9% Deadball Rebounds 4
 3FG % 1st Half: 2-11 18.2% 2nd half: 3-12 25.0% Game: 5-23 21.7%
 FT % 1st Half: 6-10 60.0% 2nd half: 15-18 83.3% Game: 21-28 75.0%

Officials: Tony Padilla, David Hall, Michael Greenstein
 Technical fouls: Vanderbilt-TEAM. Arizona State-Martin, Remy.
 Attendance: 10797
 ASU enters game ranked fifth in the AP poll.
 9-0 record entering is tied for best start in ASU history.

Score by periods	1st	2nd	Total
Vanderbilt	29	35	64
Arizona State	30	46	76

Points	In Paint	Off T/O	2nd Chance	Fast Break	Bench
VU	36	18	10	9	14
ASU	40	18	10	13	14

Last FG - VU 2nd-00:13, ASU 2nd-02:32.
 Largest lead - VU by 13 1st-15:03, ASU by 20 2nd-13:30.
 VU led for 19:34. ASU led for 20:03. Game was tied for 00:23.

Score tied - 0 times.
 Lead changed - 1 time.

Recap

TEMPE, Ariz. (AP) --- Arizona State came out flat, missing shots, tossing balls into the stands, allowing open 3-pointers.

The No. 5 team in the country? The Sun Devils looked more like they should be unranked, not among college basketball's elite.

In a matter of minutes, it all changed. Arizona State forced turnovers, got out on the break and dropped in 3-pointers to keep the crowd on its feet.

Once the Sun Devils get rolling like this, there's no stopping them.

Tra Holder scored 25 points, Shannon Evans II added 15 and No. 5 Arizona State overcame a dismal start with a massive halftime-spanning run to beat Vanderbilt 76-64 on Sunday. The Sun Devils improved to 10-0 for the first time in their history.

"We had the bursts and it's great we took the game from a one-two possession game and all of a sudden it's mid-doubles," Arizona State coach Bobby Hurley said. "It happens fast."

Arizona State built a national buzz with last week's road win over Kansas and its highest ranking in 36 years.

The Sun Devils looked nothing like the team that won at Allen Fieldhouse early against Vanderbilt (3-7), falling into a 13-0 hole. Once one of the nation's most explosive teams finally came to life, Vanderbilt had no chance.

Sharp at both ends, Arizona State used a 26-3 run spanning halftime to turn what started out as an embarrassing performance into a runaway that had Wells Fargo Arena the loudest it's been all season.

Mickey Mitchell provided the Sun Devils a spark off the bench, playing solid defense while grabbing 13 rebounds. Arizona State hit 14 of 28 shots in the second half to remain one of the nation's four undefeated teams.

Saben Lee had 24 points to lead Vanderbilt, which shot 4 of 30 from 3-point range.

"We're a small team, like ASU, and we have to make 3s," Vanderbilt coach Bryce Drew said.

Following last Sunday's 10-point win over then-No. 2 Kansas, the Sun Devils moved up to No. 5, their highest ranking since being No. 3 in 1980-81, and received five first-place votes in the Top 25, a program first.

Suddenly, they were a trendy pick to make a Final Four. Hurley was being touted as a national coach of the year candidate by the coach of Arizona State's biggest rival. A buzz spread across the Valley of the Sun and beyond about the program being touted as "Guard U."

The spotlight appeared to be too bright for the Sun Devils early against Vanderbilt.

Disjointed and struggling with double teams in the post, Arizona State had five turnovers in the game's opening five minutes. The Sun Devils didn't score until Romello White's layup at 14:49, and the fans who were rowdy long before tipoff groaned with each miscue.

"We were knocking down shots and they were missing at the beginning," Lee said.

Then Arizona State got back to playing the way it had to open the season.

The Sun Devils harassed the Commodores into difficult shots late in the shot clock and jumped into passing lanes to create turnovers. Shots missed earlier at the rim started going in, and they made a couple of late 3-pointers after missing their first nine.

Holder had one of those 3s, dropping a deep one at the halftime buzzer that put Arizona State up 30-29.

The Sun Devils kept the engine revving in the second half, scoring 12 straight points to push the lead to 49-31. Vanderbilt made one push, but got no closer than 12.

2018-19 Box Scores



Official Basketball Box Score -- Game Totals -- Final Statistics
Winthrop vs Vanderbilt
 11/06/18 8:30 p.m. at Nashville, Tenn. (Memorial Gym)



Winthrop 79 • 0-1

#	Player	Total		3-Ptr		Rebounds			PF	TP	A	TO	Blk	Stl	Min
		FG-FGA	FG-FGA	FT-FTA	Off	Def	Tot								
03	ANUMBA, Micheal	f	2-6	0-2	0-0	1	1	2	2	4	1	1	0	0	20
25	FERGUSON, Josh	f	4-12	1-5	5-5	3	6	9	4	14	3	1	0	0	36
00	SMITH, Nyeh	g	7-17	2-5	5-10	1	4	5	2	21	2	2	0	0	33
13	BROMAN, Bjorn	g	2-5	1-4	0-0	1	5	6	2	5	0	1	0	2	30
21	ZUNIC, Kyle	g	2-6	0-2	3-4	0	4	4	0	7	0	1	0	1	18
11	FALDEN, Charles	g	3-6	1-2	1-1	1	2	3	0	8	1	1	0	0	21
14	PICKETT, Adam	g	6-13	0-4	1-2	2	4	6	4	13	3	5	0	1	28
15	UKAEBU, Jermaine	g	3-3	0-0	1-2	2	1	3	4	7	0	1	0	0	14
	Team					2	1	3	1						
	Totals		29-68	5-24	16-24	13	28	41	19	79	10	13	0	4	200

FG % 1st Half: 17-35 48.6% 2nd half: 12-33 36.4% Game: 29-68 42.6% Deadball Rebounds 4
 3FG % 1st Half: 3-10 30.0% 2nd half: 3-15 20.0% Game: 5-24 20.8%
 FT % 1st Half: 4-5 80.0% 2nd half: 12-19 63.2% Game: 16-24 66.7%

Vanderbilt 92 • 1-0

#	Player	Total		3-Ptr		Rebounds			PF	TP	A	TO	Blk	Stl	Min
		FG-FGA	FG-FGA	FT-FTA	Off	Def	Tot								
11	SHITTU, Simisola	f	6-12	0-1	6-9	0	10	10	3	18	1	1	2	2	32
32	RYAN, Matt	f	5-12	4-11	2-3	0	2	2	2	16	1	0	1	0	30
00	LEE, Saben	g	6-8	0-1	0-0	0	6	6	4	12	5	2	0	0	30
02	TOYE, Joseph	g	4-7	2-5	2-2	1	5	6	3	12	3	0	0	0	29
10	GARLAND, Darius	g	9-15	3-7	3-5	0	3	3	1	24	4	2	2	2	36
01	WETZELL, Yanni	g	0-0	0-0	0-0	0	0	0	0	0	0	2	0	0	4
03	EVANS, Maxwell	g	0-0	0-0	0-0	0	0	0	0	0	0	0	0	0	3
15	BROWN, Clevon	g	3-5	0-1	0-0	4	2	6	3	6	0	2	2	0	19
24	NESMITH, Aaron	g	1-4	1-4	1-1	0	2	2	2	4	1	2	0	0	17
	Team					0	0	0							
	Totals		34-63	10-30	14-20	5	30	35	19	92	15	11	7	4	200

FG % 1st Half: 20-35 57.1% 2nd half: 14-28 50.0% Game: 34-63 54.0% Deadball Rebounds 2
 3FG % 1st Half: 4-14 28.6% 2nd half: 6-16 37.5% Game: 10-30 33.3%
 FT % 1st Half: 3-5 60.0% 2nd half: 11-15 73.3% Game: 14-20 70.0%

Officials: Jason Baker, K.B. Burdett Jr., Hunter Allen
 Technical fouls: Winthrop-TEAM, Vanderbilt-None.
 Attendance: 8387

Score by periods	1st	2nd	Total
Winthrop	40	39	79
Vanderbilt	47	45	92

In Off 2nd Fast
 Points Paint T/O Chance Break Bench
 Winthrop 42 15 6 4 28
 Vanderbilt 40 15 4 11 10
 Score tied - 4 times.
 Lead changed - 3 times.



Official Basketball Box Score -- Game Totals -- Final Statistics
Vanderbilt vs Southern California
 11/11/18 6:00 pm at



Vanderbilt 82 • 2-0

#	Player	Total		3-Ptr		Rebounds			PF	TP	A	TO	Blk	Stl	Min
		FG-FGA	FG-FGA	FT-FTA	Off	Def	Tot								
02	TOYE, Joe	f	4-10	3-5	5-6	3	6	9	0	16	1	1	0	1	31
11	SHITTU, Simisola	f	5-12	0-0	4-7	8	7	15	5	14	3	3	0	3	26
32	RYAN, Matt	f	1-6	1-4	1-2	0	5	5	2	4	2	1	0	0	27
00	LEE, Saben	g	3-13	0-4	3-3	1	1	2	3	9	3	2	0	1	30
10	GARLAND, Darius	g	6-14	3-5	4-4	1	4	5	4	19	1	6	0	1	36
01	WETZELL, Yanni	g	1-1	0-0	0-2	0	1	1	2	2	0	1	0	0	7
03	EVANS, Maxwell	g	0-1	0-1	0-0	0	0	0	0	0	0	0	0	0	3
15	BROWN, Clevon	g	4-8	0-2	0-3	2	2	4	2	8	0	0	1	1	18
24	NESMITH, Aaron	g	3-6	2-5	2-2	1	3	4	2	10	4	0	0	0	21
	Team					3	1	4							
	Totals		27-71	9-26	19-30	19	30	49	20	82	14	14	1	7	199

FG % 1st Half: 16-44 36.4% 2nd half: 11-27 40.7% Game: 27-71 38.0% Deadball Rebounds 5,3
 3FG % 1st Half: 6-18 33.3% 2nd half: 3-8 37.5% Game: 9-29 34.6%
 FT % 1st Half: 4-10 40.0% 2nd half: 15-20 75.0% Game: 19-30 63.3%

Southern California 78 • 1-1

#	Player	Total		3-Ptr		Rebounds			PF	TP	A	TO	Blk	Stl	Min
		FG-FGA	FG-FGA	FT-FTA	Off	Def	Tot								
01	Jordan Usher	f	5-16	2-5	0-0	3	2	5	5	12	2	0	1	0	22
31	Nick Rakocevic	f	8-16	0-0	3-6	9	9	18	4	19	0	3	2	2	39
00	Shaquan Aaron	g	3-10	0-2	1-2	2	7	9	1	7	1	2	0	3	35
02	Jonah Mathews	g	4-12	1-6	0-0	1	4	5	0	9	2	2	0	2	40-
05	Derryck Thornton	g	7-17	0-2	3-5	2	1	3	5	17	2	1	0	0	33
04	Kevin Porter Jr.	g	5-9	1-3	3-5	1	3	4	5	14	2	2	2	1	23
12	Devin Fleming	g	0-0	0-0	0-0	0	0	0	1	0	0	0	0	0	0+
33	J'Raun Brooks	g	0-1	0-1	0-0	0	0	0	2	0	0	0	0	0	7
34	Victor Uyaelunmo	g	0-0	0-0	0-0	0	0	0	3	0	0	1	0	0	1
	Team					3	0	3							
	Totals		32-81	4-19	10-18	21	26	47	26	78	9	11	5	8	200

FG % 1st Half: 14-36 38.9% 2nd half: 18-45 40.0% Game: 32-81 39.5% Deadball Rebounds 3,5
 3FG % 1st Half: 3-10 30.0% 2nd half: 1-9 11.1% Game: 4-19 21.1%
 FT % 1st Half: 5-9 55.6% 2nd half: 5-9 55.6% Game: 10-18 55.6%

Officials: Technical fouls: Vanderbilt-None, Southern California-None.
 Attendance: 3804

Score by periods	1st	2nd	Total
Vanderbilt	42	40	82
Southern California	36	42	78

In Off 2nd Fast
 Points Paint T/O Chance Break Bench
 Vanderbilt 42 15 6 4 28
 Southern California 36 9 22 16 20
 Score tied - 5 times.
 Lead changed - 11 times.



Official Basketball Box Score -- Game Totals -- Final Statistics
Alcorn State vs Vanderbilt
 11/16/18 7:00 p.m. at Nashville, Tenn. (Memorial Gym)



Alcorn State 54 • 1-2

#	Player	Total		3-Ptr		Rebounds			PF	TP	A	TO	Blk	Stl	Min
		FG-FGA	FG-FGA	FT-FTA	Off	Def	Tot								
12	Andrews, Deshaw	f	4-8	2-3	0-1	1	6	7	3	10	0	0	0	1	21
42	Campbell, Alonzo	c	1-1	0-0	0-0	1	0	1	3	2	0	0	0	0	9
00	Crosby, Troymain	g	3-11	0-1	5-6	0	3	3	0	11	1	2	0	2	28
05	Allen, Khari Jabriel	g	3-11	3-8	0-0	0	1	1	2	9	1	1	0	1	29
11	Howard, Maurice	g	2-11	1-6	0-0	1	3	4	2	5	4	3	0	1	36
01	Givens, Harold	g	1-1	0-0	0-0	1	2	3	1	2	1	1	0	1	8
02	Scott, Jael	g	1-5	0-1	0-0	3	2	5	4	2	0	3	0	0	20
10	Wilson, Kobe	g	0-0	0-0	0-0	0	1	1	1	0	0	0	0	0	5
01	Robinson	g	0-0	0-0	0-0	0	0	0	0	0	0	0	0	0	2
23	Smith, TyQuaylon	g	0-1	0-0	0-0	0	0	0	0	0	0	0	0	0	3
24	Johnson, Reginal	g	3-9	0-3	0-0	1	1	2	2	6	0	2	0	1	14
33	Brewer, Devon	g	3-8	0-0	1-2	2	6	8	0	7	2	1	0	1	25
	Team					2	2	4							
	Totals		21-66	6-22	6-9	12	27	39	18	54	9	14	0	8	200

FG % 1st Half: 11-35 31.4% 2nd half: 10-31 32.3% Game: 21-66 31.8% Deadball Rebounds 2
 3FG % 1st Half: 4-13 30.8% 2nd half: 2-9 22.2% Game: 6-22 27.3%
 FT % 1st Half: 3-4 75.0% 2nd half: 3-5 60.0% Game: 6-9 66.7%

Vanderbilt 79 • 3-0

#	Player	Total		3-Ptr		Rebounds			PF	TP	A	TO	Blk	Stl	Min
		FG-FGA	FG-FGA	FT-FTA	Off	Def	Tot								
11	SHITTU, Simisola	f	9-11	0-0	2-3	1	5	6	0	20	0	0	3	0	25
32	RYAN, Matt	f	4-8	4-7	0-0	0	2	2	2	12	4	1	0	0	21
00	LEE, Saben	g	3-7	1-2	3-4	0	2	2	0	10	6	3	0	0	26
02	TOYE, Joe	g	4-9	1-6	5-6	0	4	4	1	14	0	1	2	1	25
10	GARLAND, Darius	g	1-6	0-3	1-2	1	6	7	0	3	4	3	0	0	28
01	WETZELL, Yanni	g	1-3	0-0	0-0	0									

2018-19 Box Scores



Official Basketball Box Score -- Game Totals -- Final Statistics
Kent State vs Vanderbilt
 11/23/18 4 p.m. at Nashville, Tenn. (Memorial Gym)



Kent State 77 • 5-1

#	Player	Total		3-Ptr		Rebounds			PF	TP	A	TO	Blk	Stl	Min
		FG-FGA	FG-FGA	FT-FTA	Off	Def	Tot								
25	WHITTINGTON, Philip	f	0-2	0-0	0-4	2	4	6	5	0	1	0	2	0	18
00	AVERY, Jalen	g	6-13	4-8	2-2	0	1	1	1	18	2	0	0	1	39
01	WILLIAMSON, CJ	g	5-10	3-6	5-6	1	5	6	4	18	3	2	0	4	31
04	WILLIAMS, Antonio	g	2-5	0-0	4-4	0	3	3	4	8	2	1	1	2	29
12	PETERSON, Mitch	g	3-4	1-1	2-2	0	1	1	1	9	3	1	0	1	23
03	DULING, BJ	g	1-2	0-1	0-0	1	2	3	3	2	2	1	1	4	15
11	HARRIS, Kain	g	0-1	0-1	0-0	0	0	0	2	0	0	0	0	4	
15	ROBERTS, Anthony	g	0-1	0-0	0-0	0	0	0	0	0	0	0	0	11	
23	WALKER, Jaylin	g	8-18	4-7	2-2	0	4	4	0	22	2	2	1	1	30
Team						0	0	0			1				
Totals			25-56	12-24	15-20	4	20	24	20	77	15	8	5	13	200

FG % 1st Half: 15-28 53.6% 2nd half: 10-28 35.7% Game: 25-56 44.6%
 3FG % 1st Half: 9-15 60.0% 2nd half: 3-9 33.3% Game: 12-24 50.0%
 FT % 1st Half: 2-2 100.0% 2nd half: 13-18 72.2% Game: 15-20 75.0%

Vanderbilt 75 • 4-1

#	Player	Total		3-Ptr		Rebounds			PF	TP	A	TO	Blk	Stl	Min
		FG-FGA	FG-FGA	FT-FTA	Off	Def	Tot								
11	SHITTU, Simisola	f	8-15	0-1	4-5	2	6	8	3	20	3	5	0	0	32
32	RYAN, Matt	f	3-5	2-4	0-0	1	4	5	0	8	2	0	0	0	31
00	LEE, Saben	g	4-10	1-4	4-8	1	4	5	3	13	5	6	0	1	29
02	TOYE, Joe	g	6-11	0-4	3-5	0	6	6	2	15	1	2	1	0	31
10	GARLAND, Darius	g	1-1	0-0	0-0	0	0	0	0	2	0	0	0	0	2
01	WETZELL, Yanni	g	1-1	0-0	0-0	1	1	2	2	2	0	1	0	0	11
03	EVANS, Maxwell	g	3-7	1-1	1-4	3	1	4	0	8	1	0	0	0	21
13	MOYER, Matthew	g	0-1	0-1	2-2	2	1	3	3	2	1	0	1	0	14
15	BROWN, Clevon	g	0-2	0-0	0-0	3	0	3	1	0	0	0	0	0	6
24	NESMITH, Aaron	g	1-5	1-3	2-3	1	5	6	4	5	2	1	0	1	23
Team						1	1	2							
Totals			27-58	5-18	16-27	15	29	44	18	75	15	15	2	2	200

FG % 1st Half: 10-29 34.5% 2nd half: 17-29 58.6% Game: 27-58 46.6%
 3FG % 1st Half: 2-9 22.2% 2nd half: 3-9 33.3% Game: 5-18 27.8%
 FT % 1st Half: 12-17 70.6% 2nd half: 4-10 40.0% Game: 16-27 59.3%

Officials: Todd Austin, John Hampton, Hunter Allen
 Technical fouls: Kent State-WILLIAMSON, CJ. Vanderbilt-None.
 Attendance: 9061

Score by periods	1st	2nd	Total
Kent State	41	36	77
Vanderbilt	34	41	75

Last FG - KENT 2nd-01:33, VU 2nd-00:03.
 Largest lead - KENT by 13 1st-13:03, VU by 2 1st-19:43.
 KENT led for 34:25. VU led for 00:57. Game was tied for 04:38.

Score tied - 4 times.
 Lead changed - 5 times.



Official Basketball Box Score -- Game Totals -- Final Statistics
Savannah State vs Vanderbilt
 11/27/18 7 p.m. at Nashville, Tenn. (Memorial Gym)



Savannah State 85 • 3-6

#	Player	Total		3-Ptr		Rebounds			PF	TP	A	TO	Blk	Stl	Min
		FG-FGA	FG-FGA	FT-FTA	Off	Def	Tot								
00	HARPER, Tyrell	f	2-7	1-4	0-0	0	0	0	4	5	1	5	0	5	21
04	GRANT JR., John	f	1-8	0-5	0-0	1	0	1	2	2	0	0	0	1	17
12	SMITH, Jahlin	f	4-10	1-5	2-4	1	4	5	0	11	1	2	0	0	22
03	SELLERS, Zach	g	4-13	3-7	0-0	1	0	1	2	11	3	3	0	2	31
11	DOTSON, Jaquan	g	5-9	5-9	2-2	0	2	2	3	17	1	0	0	1	35
01	SMITH, Zaqavian	g	2-4	2-3	0-0	1	0	1	2	6	0	1	0	0	12
02	JOSEPH, Collins	g	8-10	3-5	2-3	2	1	3	0	21	5	2	0	0	22
05	HANSEN, Romani	g	0-5	0-2	3-4	2	3	5	4	3	3	0	2	3	18
10	SAEED, Adam	g	4-9	1-3	0-1	1	4	5	1	9	1	5	0	0	22
Team						2	2	4							
Totals			30-75	16-43	9-14	11	16	27	18	85	15	19	2	12	200

FG % 1st Half: 14-36 38.9% 2nd half: 16-39 41.0% Game: 30-75 40.0%
 3FG % 1st Half: 6-24 25.0% 2nd half: 10-19 52.6% Game: 16-43 37.2%
 FT % 1st Half: 3-5 60.0% 2nd half: 6-9 66.7% Game: 9-14 64.3%

Vanderbilt 120 • 5-1

#	Player	Total		3-Ptr		Rebounds			PF	TP	A	TO	Blk	Stl	Min
		FG-FGA	FG-FGA	FT-FTA	Off	Def	Tot								
11	SHITTU, Simisola	f	6-7	0-1	5-6	1	2	3	2	17	5	5	0	0	19
15	BROWN, Clevon	f	1-2	0-0	2-2	0	1	1	0	4	0	0	4	1	20
32	RYAN, Matt	f	3-8	3-8	2-2	1	2	3	0	11	3	3	0	0	20
00	LEE, Saben	g	4-6	0-1	3-5	1	3	4	1	11	4	0	0	3	20
02	TOYE, Joe	g	5-6	3-3	0-0	0	2	2	3	13	1	0	1	1	13
01	WETZELL, Yanni	g	5-7	2-2	3-4	1	6	7	1	15	2	2	1	1	23
03	EVANS, Maxwell	g	6-9	2-4	2-2	1	3	4	1	16	3	3	1	0	26
13	MOYER, Matthew	g	4-9	2-5	0-0	3	3	6	0	10	5	2	1	0	24
14	RICE, Isaiah	g	0-0	0-0	0-0	0	0	0	0	0	0	1	0	0	3
24	NESMITH, Aaron	g	7-12	2-5	4-4	2	11	13	4	20	3	3	2	3	29
30	HUNT, Mac	g	1-1	1-1	0-0	0	0	0	0	3	1	0	0	0	3
Team						2	4	6							
Totals			42-67	15-30	21-25	12	37	49	12	120	27	20	10	9	200

FG % 1st Half: 23-37 62.2% 2nd half: 19-30 63.3% Game: 42-67 62.7%
 3FG % 1st Half: 6-15 40.0% 2nd half: 9-15 60.0% Game: 15-30 50.0%
 FT % 1st Half: 13-17 76.5% 2nd half: 8-8 100.0% Game: 21-25 84.0%

Officials: Pat Adams, Brian Shey, Erroll Lewis
 Technical fouls: Savannah State-None. Vanderbilt-None.
 Attendance: 8271

Score by periods	1st	2nd	Total
Savannah State	37	48	85
Vanderbilt	65	55	120

Last FG - SSUM 2nd-02:04, VU 2nd-00:31.
 Largest lead - SSUM by 1 1st-16:32, VU by 43 2nd-04:53.
 SSUM led for 00:23. VU led for 39:26. Game was tied for 00:11.

Score tied - 0 times.
 Lead changed - 2 times.



Official Basketball Box Score -- Game Totals -- Final Statistics
Vanderbilt vs NC State
 12/01/18 5:00 PM at AmericanAirlines Arena, Miami, Fla.



Vanderbilt 65 • 5-2


#	Player	Total		3-Ptr		Rebounds			PF	TP	A	TO	Blk	Stl	Min
		FG-FGA	FG-FGA	FT-FTA	Off	Def	Tot								
11	SHITTU, Simisola	f	6-12	0-2	3-5	2	4	6	3	15	2	3	3	1	33
15	BROWN, Clevon	f	2-2	0-0	0-2	1	1	2	3	4	2	1	1	1	16
32	RYAN, Matt	f	3-9	1-5	2-2	2	3	5	0	9	0	3	0	1	21
00	LEE, Saben	g	3-7	0-0	9-13	0	1	1	3	15	3	2	0	0	32
02	TOYE, Joe	g	0-6	0-4	1-2	0	1	1	2	1	0	0	1	0	26
01	WETZELL, Yanni	g	1-5	0-3	0-2	0	3	3	2	2	0	0	0	0	13
03	EVANS, Maxwell	g	4-7	1-3	1-2	2	1	3	3	10	1	2	0	0	20
13	MOYER, Matthew	g	0-2	0-1	0-0	2	2	4	1	0	0	0	1	0	14
24	NESMITH, Aaron	g	3-6	1-4	2-2	3	2	5	4	9	1	1	1	1	25
Team						0	3	3							
Totals			22-56	3-22	18-30	12	21	33	21	65	9	12	7	4	200

FG % 1st Half: 12-27 44.4% 2nd half: 10-29 34.5% Game: 22-56 39.3%
 3FG % 1st Half: 1-9 11.1% 2nd half: 2-13 15.4% Game: 3-22 13.6%
 FT % 1st Half: 9-13 69.2% 2nd half: 9-17 52.9% Game: 18-30 60.0%

NC State 80 • 7-1

#	Player	Total		3-Ptr		Rebounds			PF	TP	A	TO	Blk	Stl	Min
		FG-FGA	FG-FGA	FT-FTA	Off	Def	Tot								
33	WALKER, Wyatt	f	2-2	0-0	0-0	1	3	4	5	4	1	2	0	0	18
02	DORN, Torin	g	4-8	0-1	2-3	1	6	7	2	10	0	2	0	0	32
10	BEVERLY, Braxton	g	1-7	1-3	1-2	0	3	3	2	4	3	1	0	0	30
11	JOHNSON, Markell	g	7-10	1-2	4-6	3	3	6	3	19	7	2	0	0	26
24	DANIELS, Devon	g	2-5	1-3	1-2	0	1	1	3	6	0	1	0	1	14
00	FUNDERBURK, DJ	g	5-10	0-1	6-7	3	2	5	4	16	1				

HEAD COACH BRYCE DREW



THE DREW FILE

High School: Valparaiso (Ind.), '94
College: Bachelor of Arts In Sports Management, Valparaiso, '98
Family: Wife, Tara, son Bryson (4)



DREW THROUGH THE YEARS

Year	School	Position	W-L	Conf.	Postseason
2019	Vanderbilt	Head Coach	6-2	-	-
2018	Vanderbilt	Head Coach	12-20	6-12	-
2017	Vanderbilt	Head Coach	19-16	10-8	NCAA First Round
2016	Valparaiso	Head Coach	30-7	16-2	NIT Finals
2015	Valparaiso	Head Coach	28-6	13-3	NCAA Second Round
2014	Valparaiso	Head Coach	18-16	9-7	Colleg Insider.com First Round
2013	Valparaiso	Head Coach	26-8	13-3	NCAA Second Round
2012	Valparaiso	Head Coach	22-12	14-4	NIT First Round
2011	Valparaiso	Assistant Coach	23-12	12-6	Colleg Insider.com First Round
2010	Valparaiso	Assistant Coach	15-17	10-8	-
2009	Valparaiso	Assistant Coach	9-22	5-13	-
2008	Valparaiso	Assistant Coach	22-14	9-9	College Basketball Invite 2nd Rd.
2007	Valparaiso	Assistant Coach	16-15	9-5	-
2006	Valparaiso	Assistant Coach	17-12	8-8	-
2005	Valencia (Spain)	Player	38-14		Champions League Second Round
2004	New Orleans (NBA)	Player	41-41		East 1st round
2003	New Orleans (NBA)	Player	47-35		East 1st round
2002	Charlotte (NBA)	Player	44-38		East Semifinals
2001	Chicago (NBA)	Player	15-67		-
2000	Houston (NBA)	Player	34-48		-
1999	Houston (NBA)	Player	31-19		West 1st round
1998	Valparaiso	Player	23-10	13-3	NCAA Regional Semifinals
1997	Valparaiso	Player	24-7	13-3	NCAA First Round
1996	Valparaiso	Player	22-10	13-5	NCAA First Round
1995	Valparaiso	Player	20-8	14-4	-
Head Coach Totals			161-87	81-39	
Totals at Vanderbilt (Head Coach)			37-38	16-20	
Totals at Valparaiso (Head Coach)			124-49	65-19	
Totals at Valparaiso (Assistant)			102-92	53-49	
Totals at Valparaiso (playing)			89-35	53-15	
Totals as NBA Player			212-248		

3	Three-time Conference Coach of the Year
25	Averaged 25 wins a year in five years at Valparaiso
27	27th coach in Vanderbilt basketball history, and ninth of the modern era.
5	Postseason appearances as a head coach, including three in the NCAA Tournament and two in the NIT.
16	Coached 16 All-Conference honorees.
30	Won 30 games with Valparaiso in 2015-16.
2,142	Career points scored at Valparaiso - the 2nd most in the program's history. He is also the program's leader in 3-pointers made (364) and assists (626).
2	Two-time NABC District 12 Coach of the Year
6	Played six seasons in the NBA... Two with Houston, one with Chicago, and three with Charlotte/New Orleans
1,000	Scored over 1,000 points in his NBA career.
12	Played alongside 12 NBA All-Stars
3	Played with three players named among the Top 50 NBA Players of All Time - Charles Barkley, Hakeem Olajuwon, and Scottie Pippin
10	Recruited a consensus Top 10 recruiting class for the class of 2018.



**VANDERBILT
ATHLETIC COMMUNICATIONS**

INTERVIEW POLICY

Vanderbilt head coach Bryce Drew and selected Vanderbilt players will be available to the media before practice on a weekly basis during the non-conference season, and bi-weekly during the SEC season.

The times for those media sessions will be emailed to media members in advance of those pre-practice interviews.

Media may photograph the first 20 minutes of practice. All practices are closed to the public.

POSTGAME INTERVIEW POLICY

Vanderbilt head coach Bryce Drew will enter the Memorial Gym interview room after the NCAA-mandated 10-minute cooling off period, and after the visiting team makes an appearance in the interview room.

VUCOMMODORES.COM

The official website of Vanderbilt athletics, vucommodores.com, includes pregame notes, season statistics, videos of press conferences and meetings with the media, live stats, twitter feeds, and streaming audio and video of everything that is Commodore athletics.

@VANDYMBB

The official Twitter feed of Vanderbilt men's basketball, follow the latest information and get breaking news on Commodore basketball.

VU QUICK FACTS

Location Nashville, Tenn.
Founded 1873
Conference Southeastern
Enrollment 6,738
Nickname Commodores
Colors Black and Gold
Home Arena Memorial Gymnasium (14,316)
Chancellor Nicholas Zeppos
Vice Chancellor David Williams II
Faculty Rep. Dr. Susan Wente

Athletic Communications

Men's Basketball SID Andy Boggs
Media Relations Address 2601 Jess Neely Dr.
 Nashville, TN 37212
Office Phone (615) 343-1847
E-Mail Andy.Boggs@Vanderbilt.edu

INS AND OUTS

Career Games Played	Player	Games	Starts	Cons. Starts
Joe Toye	105	30	8	8
Matt Ryan	80	12	8	8
Clevon Brown	74	6	-	-
Yanni Wetzell	67	60	-	-
Saben Lee	40	37	33	33
Maxwell Evans	36	15	-	-
Aaron Nesmith	8	-	-	-
Simisola Shittu	8	8	8	8
Darius Garland	5	5	-	-
Isaiah Rice	4	-	-	-
Mac Hunt	2	-	-	-

Double-Digit Scoring Games			
Player	Career (Record)	'18-19	Cons.
Joe Toye	23 (13-10)	5 (4-1)	-
Saben Lee	23 (10-13)	6 (4-2)	-
Matt Ryan	9	4 (4-0)	-
Simisola Shittu	7 (5-2)	7 (5-2)	4 (2-2)
Maxwell Evans	5 (3-2)	2 (1-1)	-
Darius Garland	3 (3-0)	3 (3-0)	-
Aaron Nesmith	2 (2-0)	2 (2-0)	-
Matthew Moyer	2 (2-0)	2 (2-0)	1 (1-0)
Clevon Brown	1 (1-0)	-	-
Yanni Wetzell	1 (1-0)	1 (1-0)	-

Double-Digit Rebounding Games			
Player	Career	'18-19	Cons.
Simisola Shittu	2 (2-0)	2 (2-0)	-
Aaron Nesmith	1 (1-0)	1 (1-0)	-

Double-Doubles			
Player	Career	'18-19	Cons.
Simisola Shittu	2 (1-0)	2 (1-0)	-
Aaron Nesmith	1 (1-0)	1 (1-0)	-

SEC PRESEASON POLL

Preseason Media Poll, Pts

1. Kentucky
2. Tennessee
3. Auburn
4. Mississippi State
5. Florida
6. LSU
7. Alabama
8. **Vanderbilt**
9. Missouri
10. Arkansas
11. South Carolina
12. Texas A&M
13. Georgia
14. Ole Miss

First Team All-SEC

- Daniel Gafford – Arkansas
- Reid Travis – Kentucky
- Tremont Waters – LSU
- Chris Silva – South Carolina
- Grant Williams – Tennessee

Second Team All-SEC

- Bryce Brown – Auburn
- Jared Harper – Auburn
- Jalen Hudson – Florida
- PJ Washington – Kentucky
- Quinnndary Weatherspoon – Mississippi State
- Jontay Porter – Missouri
- Admiral Schofield – Tennessee

SEC Player of the Year

- Grant Williams – Tennessee

2018-19 TRENDS

Winning Opening Tip	5-2
Losing Opening Tip	1-0
VU Scores First	4-1
Opponent Scores First	2-1
Leading at Halftime	6-0
Trailing at Halftime	0-2
Tied at Halftime	0-0
Leading with Five Minutes Remaining	6-0
Trailing with Five Minutes Remaining	0-2
Tied with Five Minutes Remaining	0-0
Leading with Two Minutes Remaining	6-0
Trailing with Two Minutes Remaining	0-2
Tied with Two Minutes Remaining	0-0
Overtime	0-0
Games Decided by Three Points or Less	0-1
Games Decided by 4-10 Points	2-1
Games Decided by 11-20 Points	1-1
Games Decided by 21-plus Points	3-0
VU Shoots 50% or Better	3-0
VU Shoots 40% or Better	3-1
VU Shoots Lower Than 40%	1-1
Opponent Shoots 50% or Better	0-0
Opponent Shoots 40% or Better	3-1
Opponent Shoots Lower Than 40%	3-0
VU Outshoots Opponent	5-1
VU Outshot by Opponent	1-1
Shoot Same Percentage	0-0
VU Scores 70 Points or More	6-1
VU Scores Less Than 70 Points	0-1
VU Scores 80 Points or More	3-0
VU Scores 90 Points or More	2-0
Opponent Scores 70 Points or More	4-1
Opponent Scores Less Than 70 Points	2-0
Opponent Scores 80 Points or More	1-1
Opponent Scores 90 Points or More	0-0
Makes More 3-Pointers Than Opponent	5-0
Makes Fewer 3-Pointers Than Opponent	1-2
3-Pointers are Equal	0-0
Outrebounds Opponent	5-1
Outrebounded by Opponent	1-1
Rebounds are Equal	0-0
Playing on National TV	1-1
Playing on Regional TV	0-0
Online Only	5-1
Playing on Weekday	5-1
Playing on Weekend	1-1
Game Tips Before 6 p.m. CT (afternoons)	0-2
Game Tips After 6 p.m. CT (evenings)	6-0
In White Uniforms	5-0
In Gold Uniforms	0-1
In Black Uniforms	1-1
In Grey Uniforms	0-0
In November	5-1
In December	1-1
In January	0-0
In February	0-0
In March	0-0
Home	5-1
Neutral	0-0
Away	1-0
Conferences	
vs. Non-Conference	5-2
ACC	0-1
ASUN	1-0
Big South	1-0
C-USA	1-0
Mid-American	0-1
Mid-Eastern Athletic	1-0
Pac 12	1-0
SWAC	1-0
Vs. SEC	0-0
Lineups	
Garland, Lee, Ryan, Toye, Shittu	4-1
Brown, Lee, Ryan, Shittu, Toye	1-1
Lee, Moyer, Ryan, Shittu, Toye	1-0

2018-19 Roster

No.	Name	Pos.	Ht.	Wt.	Cl.-Yr	Hometown (Previous School)
0	Saben Lee	G	6-2	183	So. - 2nd	Phoenix, Ariz. (Corona Del Sol)
1	Yanni Wetzell	F/C	6-10	240	R-Jr. - 4th	Auckland, N.Z. (St. Mary's (Texas)/Westlake Boys)
2	Joe Toye	G/F	6-7	210	Sr. - 4th	Chicago, Ill. (Whitney Young)
3	Maxwell Evans	G	6-2	192	So. - 2nd	Houston, Texas (Bellaire)
10	Darius Garland	G	6-2	175	Fr. - 1st	Nashville, Tenn. (Brentwood Academy)
11	Simisola Shittu	F/C	6-10	240	Fr. - 1st	Burlington, Ont. (Vermont Academy)
13	Matthew Moyer	F	6-8	217	R-So. - 3rd	Gahanna, Ohio (Syrcause/South Kent Prep/Lincoln)
14	Isaiah Rice	G	5-11	195	So. - 2nd	Indianapolis, Ind. (Park Tudor)
15	Clevon Brown	F	6-8	240	Jr. -3rd	San Antonio, Texas (Churchill)
24	Aaron Nesmith	F	6-6	213	Fr. - 1st	Charleston, S.C. (Porter Gaud)
32	Matt Ryan	F	6-8	215	R-Jr. - 4th	Cortlandt Manor, N.Y. (Notre Dame/Iona Prep)
42	Mac Hunt	G	6-6	182	Fr. - 1st	Chattanooga, Tenn. (McCallie)
50	Ejike Obinna	F/C	6-10	240	So. - 2nd	Enugu, Nigeria (Virginia Academy (Va.))

COACHING STAFF

Head Coach..... **Bryce Drew** (Valparaiso, 1998) - 3rd
 Associate Head Coach..... **Roger Powell** (Illinois, 2005) - 3rd
 Assistant Coach..... **Jake Diebler** (Valparaiso, 2009) - 3rd
 Assistant Coach..... **Casey Shaw** (Toledo, 1998) - 3rd
 Director of Scouting..... **Luke Simons** (Purdue, 2005) - 3rd
 Director of Operations..... **Matt Olinger** (Liberty, 2007) - 3rd

SUPPORT STAFF

Athletic Communications Dir. **Andy Boggs** (Florida State, 1998)
 Academic Support... **Max Maurice Martin** (South Carolina St., 1991)
 Athletic Trainer..... **Brandon Wells** (UW-Stevens Point, 2007)
 Strength and Conditioning..... **Jeremy Anderson** (Liberty, 2011)

PRONUNCIATION GUIDE

Clevon Brown..... **CLEE-von**
 Jake Diebler..... **DEEB-ler**
 Aaron Nesmith..... **NEE-smith**
 Ejike Obinna..... **EH-Je-KAY Oh-Bean-a**
 Simisola Shittu..... **SIMI-sola Shi-TU**
 Joe Toye..... **TOY**

ROSTER BY CLASS

Seniors (1)
Joe Toye Chicago, Ill.

Juniors (3)
Clevon Brown..... San Antonio, Texas
Matt Ryan..... Cortlandt Manor, N.Y.
Yanni Wetzell Auckland, N.Z.

Sophomores (5)
Maxwell Evans Houston, Texas
Saben Lee..... Phoenix, Ariz.
Matthew Moyer Gahanna, Ohio
Ejike Obinna Enugu, Nigeria
Isaiah Rice Indianapolis, Ind.

Freshman (4)
Darius Garland Nashville, Tenn.
Mac Hunt..... Chattanooga, Tenn.
Aaron Nesmith Charleston, S.C.
Simisola Shittu..... Burlington, Ont.



MEMORIAL MAGIC - THE HOME TO VANDERBILT HOOPS SINCE 1952

HISTORIC MEMORIAL GYMNASIUM IN 67TH SEASON

Storied Memorial Gymnasium is in its 67th season as the host venue of Vanderbilt basketball. The SEC's most historic hoops setting has played host to more than 950 men's contests as well as the 1984 and 1991 SEC Tournaments and 40 men's and women's NCAA Tournament contests (since the early 1980s).

As the oldest gymnasium in the SEC, Memorial Gymnasium is renowned for its end zone benches, raised floor and unique atmosphere. It was dedicated in 1952 as a memorial to all Vanderbilt men and women who served in World War II. It was built by the late master architect Edwin Keeble, who was commissioned to build a combination gymnasium/concert hall.

.778	All-time winning percentage at Memorial Gym (799-228).
.885	Winning percentage against non-conference opponents since 1990 (217-28).
6	Undefeated seasons at home.

Winningest Coaches at Memorial Gymnasium

Coach	Yrs	Record
1. Kevin Stallings (2000-16)	17	226-65
2. Roy Skinner (1959, 1962-76)	16	181-41
3. Bob Polk (1948-58, 1960-61)	8	96-15
4. C.M. Newton (1982-89)	8	91-37
5. Jan van Breda Kolff (1994-99)	6	75-20
6. Eddie Fogler (1990-93)	4	54-12

Coach Drew at Memorial Gymnasium

Coach	Yr	Record
Bryce Drew	2016-17	11-5
	2017-18	11-7
	2018-19	5-1
	Total	26-13

ANNUAL ATTENDANCE FIGURES

Year	All Games	Attendance	Average	NCAA Rank	SEC Games	SEC Attendance	Average
2018-19	6	51,918	8,653	-	-	-	-
2017-18	18	165,131	9,174	46	9	89,065	9,896
2016-17	16	154,169	9,636	45	9	92,645	10,294
2015-16	16	178,167	11,135	36	9	107,318	11,924
2014-15	19	168,377	8,862	51	9	88,830	9,870
2013-14	16	152,539	9,534	45	9	92,455	10,273
2012-13	15	159,557	10,637	36	9	100,986	11,221
2011-12	18	246,561	13,698	18	8	112,368	14,046
2010-11	17	234,632	13,802	18	8	114,346	14,293
2009-10	16	217,965	13,623	21	8	113,539	14,192
2008-09	17	225,686	13,276	25	8	112,833	14,104
2007-08	19	254,954	13,418	22	8	113,713	14,214
2006-07	17	204,511	12,030	31	8	109,043	13,630
2005-06	16	195,159	12,197	24	8	108,258	13,532
2004-05 [^]	19	191,678	10,088	43	8	105,357	13,170
2003-04	17	192,301	11,312	33	8	106,990	13,374
2002-03	16	153,123	9,570	46	8	96,906	12,113
2001-02	17	150,325	8,843	50	8	93,873	11,734
2000-01	19	186,468	9,814	45	8	102,055	12,757
1999-00*	18	197,770	10,987	30	8	106,741	13,343
1998-99	16	192,538	12,034	26	8	106,128	13,266
1997-98	16	213,974	13,373	21	8	117,819	14,727
1996-97	16	207,771	12,986	25	8	120,214	15,027
1995-96	18	226,354	12,575	28	8	112,996	14,125
1994-95	13	183,042	14,080	17	8	118,932	14,867
1993-94	16	223,997	14,000	15	8	121,345	15,168
1992-93	14	212,156	15,154	11	8	122,536	15,317
1991-92	17	210,585	12,387	29	8	115,104	14,388
1990-91	16	214,638	13,415	19	9	133,482	14,831
1989-90	19	259,992	13,684	18	9	136,136	15,126
1988-89	15	224,657	14,977	13	9	137,212	15,246
1987-88	16	223,747	13,984	14	9	138,393	15,377
1986-87	17	226,343	13,314	14	9	130,854	14,539
1985-86	15	200,806	13,387	14	9	128,059	14,229
1984-85	16	194,390	12,149	17	9	122,514	13,613
1983-84	18	249,292	13,850	10	9	135,546	15,050
1982-83	17	237,584	13,976	9	9	135,418	15,046
1981-82	14	202,225	14,445	9	9	131,699	14,633
1980-81	15	227,478	15,165	9	9	136,436	15,160
1979-80	15	228,029	15,202	5	9	138,754	15,417
1978-79	14	215,330	15,380	5	9	139,930	15,547
1977-78	14	207,375	14,813	5	9	134,232	14,915
1976-77	15	211,966	14,131	4	9	149,108	16,568
1975-76	13	180,901	13,915	-	9	135,375	15,042
1974-75	12	178,527	14,877	-	9	134,304	14,923
1973-74	12	182,728	15,227	-	9	140,252	15,584
1972-73	12	173,567	14,464	-	9	131,193	14,577
1971-72	12	156,778	13,065	-	9	120,172	13,352
1970-71	12	170,634	14,220	-	9	130,260	14,473
1969-70	12	176,763	14,730	-	9	135,745	14,861
1968-69	12	126,896	10,575	-	9	95,300	10,589
1967-68	12	129,722	10,810	-	9	96,274	10,697
1966-67	12	105,492	8,791	-	9	79,173	8,797
1965-66	12	106,022	8,835	-	9	62,368	8,910
1964-65	12	98,821	8,235	-	9	65,712	8,214
1963-64	12	84,827	7,069	-	6	35,684	5,947
1962-63	12	75,261	6,272	-	6	46,183	6,598
1961-62	13	73,640	5,665	-	8	47,357	5,920
1960-61	13	74,187	5,707	-	7	45,549	6,507
1959-60	14	76,199	5,443	-	8	46,064	5,758

[^] First year capacity increased from 14,168 to 14,316; * First year capacity decreased from 15,311 to 14,168

**VANDERBILT BASKETBALL
QUICK HITTERS**

- This is the 116th year of Vanderbilt basketball, with the first season taking place in 1900-01. There were no teams in 1904-05 and 1905-06.
- The Commodores have been named to 15 NCAA Tournaments and 12 NIT's. Vanderbilt advanced to the Elite 8 in 1965 (field of 23), and the Sweet 16 in 1988, 1993, 2004, and 2007. The Commodores captured the NIT Championship in 1990 and finished runner-up in 1994.
- The Commodores are a charter member of the SEC, with the 2017-18 season being the 85th year in the conference.
- Vanderbilt is the only private institution in the SEC with the lowest enrollment of any of the 14 schools (6,738).
- Vanderbilt's Perry Wallace became the first African-American scholarship basketball player in the SEC when he took the court in 1967.
- The Commodores have 48 career 1,000-point scorers, with Shan Foster (2004-08) the all-time leading scorer with 2,011 career points.
- Vanderbilt has had 12 All-Americans since 1950. They are: Billy Joe Adcock (1950), Clyde Lee (1965), Tom Hagan (1969), Jan van Breda Kolff (1974), Will Perdue (1988), Billy McCaffrey (1993), Dan Langhi (2000), Matt Freije (2004), Derrick Byars (2007), Shan Foster (2008), and John Jenkins (2011).
- Vanderbilt had two players selected in the 2016 NBA Draft - Wade Baldwin IV, Memphis, 17th pick and Damian Jones, Golden State 30th pick - one of only three schools with two or more players drafted in the first round. In all, 37 Vanderbilt players have been selected in the NBA Draft since 1950.
- The Commodores had three players drafted in the first 31 picks of the 2012 NBA Draft - John Jenkins, Atlanta, 23rd pick, Festus Ezeli, Golden State, 30th pick, Jeffery Taylor, Charlotte, 31st pick - the most by the Commodores in one draft.
- The Commodores ended a 61-year SEC Tournament drought in 2012 by claiming the tournament championship in New Orleans, the team's first SEC tournament championship since 1951.
- Kevin Stallings is the winningest coach in Vanderbilt history with 322 total victories (17 years, 322-220).
- All three of the university's top all-time scorers played for Kevin Stallings (Foster, Jeffery Taylor, Matt Freije). John Jenkins, who is 10th on the list, also played for him.
- Vanderbilt's intercollegiate athletics teams are nicknamed the Commodores, in honor of the nickname given to founder Cornelius Vanderbilt, who made his fortune in shipping. Vanderbilt donated \$1 million to begin "Central University" in 1875 - the campus was later renamed for Cornelius because of his generosity. Cornelius never stepped foot on the campus that bears his namesake.

SEC STANDINGS

2018-19 SEC STANDINGS (12/13)

	SEC	Pct.	All	Pct.
Auburn	0-0	.000	8-1	.889
Miss. State	0-0	.000	8-1	.889
Tennessee	0-0	.000	7-1	.875
Kentucky	0-0	.000	7-2	.778
Ole Miss	0-0	.000	7-2	.778
Vanderbilt	0-0	.000	6-2	.750
Arkansas	0-0	.000	6-2	.750
LSU	0-0	.000	6-2	.750
Alabama	0-0	.000	6-3	.667
Missouri	0-0	.000	6-3	.667
Florida	0-0	.000	5-4	.556
Georgia	0-0	.000	5-3	.625
South Carolina	0-0	.000	4-5	.444
Texas A&M	0-0	.000	3-4	.429

SEC STATS

VU TEAM SEC RANKINGS (12/13)

Category	Rank	Total
Scoring	4th	(83.9)
Scoring Defense	11th	(71.8)
Scoring Margin	6th	(+12.1)
FT%	6th	(.699)
FG%	6th	(.479)
FG% Defense	8th	(.405)
3FG%	6th	(.356)
3FG% Defense	2nd	(.305)
3FG Made	5th	(8.5)
Rebound Margin	8th	(+5.6)
Blocks	7th	(5.4)
Assists	7th	(15.0)
Steals	12th	(5.4)
Turnover Margin	13th	(-1.1)
Assist/TO Ratio	7th	(1.1)

VU INDIVIDUAL SEC RANKINGS (12/13)

Player	Rank	Total
Simisola Shittu		Total
Scoring	8th	(15.9)
Rebounding	6th	(7.8)
FG%	3rd	(.563)
Def. Rebounds	7th	(5.6)
Saben Lee		Total
Assists	8th	(3.9)
Assist/Turnover Ratio	9th	(1.6)
Matt Ryan		Total
3FG Made	T-7th	(2.4)
3FG PCT.	10th	(.396)

2017-18 ALL-SEC TEAMS

First Team All-SEC

- Jaylen Barford, Arkansas
- Chris Chiozza, Florida
- Yante Maten, Georgia
- Kevin Knox, Kentucky
- Kassius Robertson, Missouri
- Chris Silva, South Carolina
- Grant Williams, Tennessee
- Tyler Davis, Texas A&M

Second Team All-SEC

- Collin Sexton, Alabama
- Daryl Macon, Arkansas
- Bryce Brown, Auburn
- Jared Harper, Auburn
- Shai Gilgeous-Alexander, Kentucky
- Quinnndary Weatherspoon, Mississippi State
- Admiral Schofield, Tennessee
- Jeff Roberson, Vanderbilt**

All-Freshman Team

- Collin Sexton, Alabama
- Daniel Gafford, Arkansas
- Shai Gilgeous-Alexander, Kentucky
- Kevin Knox, Kentucky
- Tremont Waters, LSU
- Nick Weatherspoon, Mississippi State
- Jontay Porter, Missouri
- TJ Starks, Texas A&M

All-Defensive Team

- Donta Hall, Alabama
- Anfernee McLemore, Auburn
- Chris Chiozza, Florida
- Chris Silva, South Carolina
- Robert Williams, Texas A&M

Coach of the Year

- Rick Barnes, Tennessee

Player of the Year

- Grant Williams, Tennessee

Scholar Athlete of the Year

- Juwan Parker, Georgia

Co-Freshman of the Year

- Collin Sexton, Alabama
- Kevin Knox, Kentucky

Co-Sixth man of the Year

- Jontay Porter, Missouri
- Lamonté Turner, Tennessee

Defensive Player of the Year

- Chris Silva, South Carolina
- Robert Williams, Texas A&M



Vanderbilt Combined Overall Statistics

2018-19 Vanderbilt Men's Basketball Vanderbilt Combined Team Statistics (as of Dec 05, 2018) All games

RECORD:	OVERALL	HOME	AWAY	NEUTRAL
ALL GAMES	6-2	5-1	1-0	0-1
CONFERENCE	0-0	0-0	0-0	0-0
NON-CONFERENCE	6-2	5-1	1-0	0-1

#	Player	gp-gs	min	avg	Total		3-Point		F-Throw		Rebounds			pf	dq	a	to	blk	stl	pts	avg				
					fg-fga	fg%	3fg-fga	3fg%	ft-fa	ft%	off	def	tot									avg			
10	GARLAND, Darius	5-5	139	27.8	29-54	.537	11-23	.478	12-16	.750	2	17	19	3.8	7	0	13	15	2	4	81	16.2			
11	SHITTU, Simisola	8-8	216	27.0	49-87	.563	0-8	.000	29-44	.659	17	45	62	7.8	23	1	14	21	8	7	127	15.9			
00	LEE, Saben	8-8	225	28.1	29-69	.420	3-15	.200	33-49	.673	4	23	27	3.4	16	0	31	20	0	9	94	11.8			
02	TOYE, Joe	8-8	208	26.0	26-56	.464	10-30	.333	19-25	.760	5	28	33	4.1	15	0	7	7	5	5	81	10.1			
32	RYAN, Matt	8-8	199	24.9	26-62	.419	19-48	.396	8-10	.800	5	24	29	3.6	9	0	14	10	1	1	79	9.9			
24	NESMITH, Aaron	8-0	177	22.1	20-45	.444	9-28	.321	17-18	.944	7	42	49	6.1	21	0	14	8	6	7	66	8.3			
03	EVANS, Maxwell	7-0	102	14.6	18-35	.514	5-13	.385	6-11	.545	8	8	16	2.3	8	0	8	6	1	1	47	6.7			
13	MOYER, Matthew	6-1	106	17.7	12-28	.429	6-14	.429	6-6	1.000	15	13	28	4.7	11	0	10	6	5	1	36	6.0			
15	BROWN, Clewon	8-2	130	16.3	13-28	.464	1-4	.250	2-7	.286	14	9	23	2.9	15	0	5	5	13	4	29	3.6			
01	WETZELL, Yanni	8-0	89	11.1	10-21	.476	3-7	.429	5-10	.500	3	14	17	2.1	8	0	3	11	2	4	28	3.5			
30	HUNT, Mac	2-0	4	2.0	1-1	1.000	1-1	1.000	0-0	.000	0	0	0	0.0	0	0	1	0	0	0	3	1.5			
14	RICE, Isaiah	2-0	4	2.0	0-0	.000	0-0	.000	0-0	.000	0	0	0	0.0	0	0	0	1	0	0	0	0.0			
Team											12	15	27												1
Total.....		8	1599		233-486	.479	68-191	.356	137-196	.699	92	238	330	41.2	133	1	120	111	43	43	671	83.9			
Opponents.....		8	1600		214-528	.405	57-187	.305	89-142	.627	99	186	285	35.6	165	-	91	102	19	59	574	71.8			

TEAM STATISTICS	VU	OPP	Date	Opponent	Score	Att.
SCORING	671	574	11/06/18	WINTHROP	w 92-79	8387
Points per game	83.9	71.8	11/11/18	at Southern California	w 82-78	3804
Scoring margin	+12.1	-	11/16/18	ALCORN STATE	w 79-54	9193
FIELD GOALS-ATT	233-486	214-528	11/19/18	LIBERTY	w 79-70	8493
Field goal pct	.479	.405	11/23/18	KENT STATE	L 75-77	9061
3 POINT FG-ATT	68-191	57-187	11/27/18	SAVANNAH STATE	w 120-85	8271
3-point FG pct	.356	.305	+ 12/01/18	vs NC State	L 65-80	5749
3-pt FG made per game	8.5	7.1	12/05/18	MIDDLE TENNESSEE	w 79-51	8513
FREE THROWS-ATT	137-196	89-142				
Free throw pct	.699	.627				
F-Throws made per game	17.1	11.1				
REBOUNDS	330	285				
Rebounds per game	41.2	35.6				
Rebounding margin	+5.6	-				
ASSISTS	120	91				
Assists per game	15.0	11.4				
TURNOVERS	111	102				
Turnovers per game	13.9	12.8				
Turnover margin	-1.1	-				
Assist/turnover ratio	1.1	0.9				
STEALS	43	59				
Steals per game	5.4	7.4				
BLOCKS	43	19				
Blocks per game	5.4	2.4				
ATTENDANCE	51918	9553				
Home games-Avg/Game	6-8653	1-3804				
Neutral site-Avg/Game	-	1-5749				

+ = 2018 Air Force Reserve Hoophall Invitational presented by Citi, Miami, Fla.
* = Conference game

Score by Periods	1st	2nd	Totals
Vanderbilt	338	333	671
Opponents	283	291	574



Vanderbilt Points-Rebounds-Assists

Opponent	Date	Score	00		01		02		03		10		11		13	
			LEE,SABEN	WETZELL,YA	TOYE,JOE	EVANS,MAXW	GARLAND,DA	SHITTU,SIM	MOYER,MATT							
WINTHROP	11/06/18	92-79	w	12-6-5	0-0-0	12-6-3	0-0-0	24-3-4	18-10-1	DNP						
at Southern California	11/11/18	82-78	w	9-2-3	2-1-0	16-9-1	0-0-0	19-5-1	14-15-3	DNP						
ALCORN STATE	11/16/18	79-54	w	10-2-6	2-1-0	14-4-0	4-1-0	3-7-4	20-6-0	5-8-2						
LIBERTY	11/19/18	79-70	w	17-3-2	0-0-0	4-2-1	DNP	33-4-4	8-8-0	5-5-1						
KENT STATE	11/23/18	75-77	L	13-5-5	2-2-0	15-6-1	8-4-1	2-0-0	20-8-3	2-3-1						
SAVANNAH STATE	11/27/18	120-85	w	11-4-4	15-7-2	13-2-1	16-4-3	DNP	17-3-5	10-6-5						
vs NC State	12/01/18	65-80	L	15-1-3	2-3-0	1-1-0	10-3-1	DNP	15-6-2	0-4-0						
MIDDLE TENNESSEE	12/05/18	79-51	w	7-4-3	5-3-1	6-3-0	9-4-3	DNP	15-6-0	14-2-1						

Opponent	Date	Score	14		15		24		30		32	
			RICE,ISAIA	BROWN,CLEV	NESMITH,AA	HUNT,MAC	RYAN,MATT					
WINTHROP	11/06/18	92-79	w	DNP	6-6-0	4-2-1	DNP	16-2-1				
at Southern California	11/11/18	82-78	w	DNP	8-4-0	10-4-4	DNP	4-5-2				
ALCORN STATE	11/16/18	79-54	w	DNP	2-4-1	7-7-1	DNP	12-2-4				
LIBERTY	11/19/18	79-70	w	DNP	0-1-1	2-4-0	DNP	10-7-0				
KENT STATE	11/23/18	75-77	L	DNP	0-3-0	5-6-2	DNP	8-5-2				
SAVANNAH STATE	11/27/18	120-85	w	0-0-0	4-1-0	20-13-3	3-0-1	11-3-3				
vs NC State	12/01/18	65-80	L	DNP	4-2-2	9-5-1	DNP	9-5-0				
MIDDLE TENNESSEE	12/05/18	79-51	w	0-0-0	5-2-1	9-8-2	0-0-0	9-0-2				

Vanderbilt Team Statistics

Opponent	Date	Score	Total		3-Pointers		Free throws		Rebounds				Other				pts	avg		
			fg-fga	pct	3fg-fga	pct	ft-fa	pct	off	def	tot	avg	pf	a	t/o	blk			stl	
WINTHROP	11/06/18	92-79	w	34-63	.540	10-30	.333	14-20	.700	5	30	35	35.0	19	15	11	7	4	92	92.0
at Southern California	11/11/18	82-78	w	27-71	.380	9-26	.346	19-30	.633	19	30	49	42.0	20	14	14	1	7	82	87.0
ALCORN STATE	11/16/18	79-54	w	29-64	.453	8-26	.308	13-17	.765	9	34	43	42.3	11	18	11	7	4	79	84.3
LIBERTY	11/19/18	79-70	w	26-52	.500	9-18	.500	18-28	.643	10	29	39	41.5	16	9	15	4	6	79	83.0
KENT STATE	11/23/18	75-77	L	27-58	.466	5-18	.278	16-27	.593	15	29	44	42.0	18	15	15	2	2	75	81.4
SAVANNAH STATE	11/27/18	120-85	w	42-67	.627	15-30	.500	21-25	.840	12	37	49	43.2	12	27	20	10	9	120	87.8
vs NC State	12/01/18	65-80	L	22-56	.393	3-22	.136	18-30	.600	12	21	33	41.7	21	9	12	7	4	65	84.6
MIDDLE TENNESSEE	12/05/18	79-51	w	26-55	.473	9-21	.429	18-19	.947	10	28	38	41.2	16	13	13	5	7	79	83.9
Vanderbilt		671		233-486	.479	68-191	.356	137-196	.699	92	238	330	41.2	133	120	111	43	43	671	83.9
Opponents		574		214-528	.405	57-187	.305	89-142	.627	99	186	285	35.6	165	91	102	19	59	574	71.8

Vanderbilt Opponent Statistics

Opponent	Date	Score	Total		3-Pointers		Free throws		Rebounds				Other				pts	avg		
			fg-fga	pct	3fg-fga	pct	ft-fa	pct	off	def	tot	avg	pf	a	t/o	blk			stl	
WINTHROP	11/06/18	92-79	w	29-68	.426	5-24	.208	16-24	.667	13	28	41	41.0	19	10	13	0	4	79	79.0
at Southern California	11/11/18	82-78	w	32-81	.395	4-19	.211	10-18	.556	21	26	47	44.0	26	9	11	5	8	78	78.5
ALCORN STATE	11/16/18	79-54	w	21-66	.318	6-22	.273	6-9	.667	12	27	39	42.3	18	9	14	0	8	54	70.3
LIBERTY	11/19/18	79-70	w	27-62	.435	7-26	.269	9-16	.563	7	22	29	39.0	21	9	11	3	8	70	70.2
KENT STATE	11/23/18	75-77	L	25-56	.446	12-24	.500	15-20	.750	4	20	24	36.0	20	15	8	5	13	77	71.6
SAVANNAH STATE	11/27/18	120-85	w	30-75	.400	16-43	.372	9-14	.643	11	16	27	34.5	18	15	19	2	12	85	73.8
vs NC State	12/01/18	65-80	L	30-64	.469	5-15	.333	15-22	.682	17	29	46	36.1	24	16	12	0	3	80	74.7
MIDDLE TENNESSEE	12/05/18	79-51	w	20-56	.357	2-14	.143	9-19	.474	14	18	32	35.6	19	8	14	4	3	51	71.8
Opponents		574		214-528	.405	57-187	.305	89-142	.627	99	186	285	35.6	165	91	102	19	59	574	71.8
Vanderbilt		671		233-486	.479	68-191	.356	137-196	.699	92	238	330	41.2	133	120	111	43	43	671	83.9



Vanderbilt Individual Highs

Vanderbilt Team Highs

Vanderbilt - INDIVIDUAL GAME HIGHS

Points	33	GARLAND, Darius vs Liberty (11/19/18)
	24	GARLAND, Darius vs Winthrop (11/06/18)
	20	NESMITH, Aaron vs Savannah State (11/27/18)
	20	SHITTU, Simisola vs Kent State (11/23/18)
	20	SHITTU, Simisola vs Alcorn State (11/16/18)
Field Goals Made	12	GARLAND, Darius vs Liberty (11/19/18)
	9	SHITTU, Simisola vs Alcorn State (11/16/18)
	9	GARLAND, Darius vs Winthrop (11/06/18)
Field Goal Att.	18	GARLAND, Darius vs Liberty (11/19/18)
	15	SHITTU, Simisola vs Kent State (11/23/18)
	15	GARLAND, Darius vs Winthrop (11/06/18)
FG Pct (min 5 made)	.857 (6-7)	SHITTU, Simisola vs Savannah State (11/27/18)
	.833 (5-6)	TOYE, Joe vs Savannah State (11/27/18)
3-Point FG Made	5	GARLAND, Darius vs Liberty (11/19/18)
	4	RYAN, Matt vs Alcorn State (11/16/18)
	4	RYAN, Matt vs Winthrop (11/06/18)
3-Point FG Att.	11	RYAN, Matt vs Winthrop (11/06/18)
	8	RYAN, Matt vs Savannah State (11/27/18)
	8	GARLAND, Darius vs Liberty (11/19/18)
3-Pt FG Pct (min 2 made)	1.000 (3-3)	TOYE, Joe vs Savannah State (11/27/18)
	1.000 (2-2)	WETZELL, Yanni vs Savannah State (11/27/18)
Free Throws Made	9	LEE, Saben vs NC State (12/01/18)
	9	LEE, Saben vs Liberty (11/19/18)
Free Throw Att.	14	LEE, Saben vs Liberty (11/19/18)
	13	LEE, Saben vs NC State (12/01/18)
FT Pct (min 3 made)	1.000 (4-4)	MOYER, Matthew vs Middle Tennessee (12/05/18)
	1.000 (4-4)	NESMITH, Aaron vs Savannah State (11/27/18)
	1.000 (4-4)	GARLAND, Darius at Southern California (11/11/18)
	1.000 (3-3)	LEE, Saben at Southern California (11/11/18)
Rebounds	15	SHITTU, Simisola at Southern California (11/11/18)
	13	NESMITH, Aaron vs Savannah State (11/27/18)
Assists	6	LEE, Saben vs Alcorn State (11/16/18)
	5	MOYER, Matthew vs Savannah State (11/27/18)
	5	SHITTU, Simisola vs Savannah State (11/27/18)
	5	LEE, Saben vs Kent State (11/23/18)
	5	LEE, Saben vs Winthrop (11/06/18)
Steals	3	LEE, Saben vs Savannah State (11/27/18)
	3	NESMITH, Aaron vs Savannah State (11/27/18)
	3	SHITTU, Simisola at Southern California (11/11/18)
Blocked Shots	4	BROWN, Clevon vs Savannah State (11/27/18)
	3	SHITTU, Simisola vs NC State (12/01/18)
	3	BROWN, Clevon vs Liberty (11/19/18)
	3	SHITTU, Simisola vs Alcorn State (11/16/18)
Turnovers	6	LEE, Saben vs Kent State (11/23/18)
	6	GARLAND, Darius at Southern California (11/11/18)
Fouls	5	SHITTU, Simisola at Southern California (11/11/18)
	4	NESMITH, Aaron vs NC State (12/01/18)
	4	NESMITH, Aaron vs Savannah State (11/27/18)
	4	NESMITH, Aaron vs Kent State (11/23/18)
	4	SHITTU, Simisola vs Liberty (11/19/18)
	4	GARLAND, Darius at Southern California (11/11/18)
	4	LEE, Saben vs Winthrop (11/06/18)
Minutes	37	GARLAND, Darius vs Liberty (11/19/18)

Vanderbilt - TEAM GAME HIGHS

POINTS	120	SAVANNAH STATE (11/27/18)
	92	WINTHROP (11/06/18)
	82	at Southern California (11/11/18)
	79	MIDDLE TENNESSEE (12/05/18)
	79	LIBERTY (11/19/18)
	79	ALCORN STATE (11/16/18)
FIELD GOALS MADE	42	SAVANNAH STATE (11/27/18)
	34	WINTHROP (11/06/18)
FIELD GOAL ATTEMPTS	71	at Southern California (11/11/18)
	67	SAVANNAH STATE (11/27/18)
FIELD GOAL PERCENTAGE	.627 (42-67)	SAVANNAH STATE (11/27/18)
	.540 (34-63)	WINTHROP (11/06/18)
3 PT FIELD GOALS MADE	15	SAVANNAH STATE (11/27/18)
	10	WINTHROP (11/06/18)
3 PT FG ATTEMPTS	30	SAVANNAH STATE (11/27/18)
	30	WINTHROP (11/06/18)
3 PT FG PERCENTAGE	.500 (15-30)	SAVANNAH STATE (11/27/18)
	.500 (9-18)	LIBERTY (11/19/18)
FREE THROWS MADE	21	SAVANNAH STATE (11/27/18)
	19	at Southern California (11/11/18)
FREE THROW ATTEMPTS	30	vs NC State (12/01/18)
	30	at Southern California (11/11/18)
FREE THROW PERCENTAGE	.947 (18-19)	MIDDLE TENNESSEE (12/05/18)
	.840 (21-25)	SAVANNAH STATE (11/27/18)
REBOUNDS	49	SAVANNAH STATE (11/27/18)
	49	at Southern California (11/11/18)
ASSISTS	27	SAVANNAH STATE (11/27/18)
	18	ALCORN STATE (11/16/18)
STEALS	9	SAVANNAH STATE (11/27/18)
	7	MIDDLE TENNESSEE (12/05/18)
	7	at Southern California (11/11/18)
BLOCKED SHOTS	10	SAVANNAH STATE (11/27/18)
	7	vs NC State (12/01/18)
	7	ALCORN STATE (11/16/18)
	7	WINTHROP (11/06/18)
TURNOVERS	20	SAVANNAH STATE (11/27/18)
	15	KENT STATE (11/23/18)
	15	LIBERTY (11/19/18)
FOULS	21	vs NC State (12/01/18)
	20	at Southern California (11/11/18)

Opponent Individual Highs

OPPONENT INDIVIDUAL GAME HIGHS

Points	22	WALKER, Jaylin vs Kent State (11/23/18)
	21	JOSEPH, Collins vs Savannah State (11/27/18)
	21	SMITH, Nych vs Winthrop (11/06/18)
	19	JOHNSON, Markell vs NC State (12/01/18)
	19	Nick Rakocovic at Southern California (11/11/18)
Field Goals Made	8	JOSEPH, Collins vs Savannah State (11/27/18)
	8	WALKER, Jaylin vs Kent State (11/23/18)
	8	Nick Rakocovic at Southern California (11/11/18)
Field Goal Att.	18	WALKER, Jaylin vs Kent State (11/23/18)
	17	Deryck Thornton at Southern California (11/11/18)
	17	SMITH, Nych vs Winthrop (11/06/18)
FG Pct (min 5 made)	.800 (8-10)	JOSEPH, Collins vs Savannah State (11/27/18)
	.714 (5-7)	JAMES, Scottie vs Liberty (11/19/18)
3-Point FG Made	5	DOTSON, Jaquan vs Savannah State (11/27/18)
	4	AVERY, Jalen vs Kent State (11/23/18)
	4	WALKER, Jaylin vs Kent State (11/23/18)
3-Point FG Att.	9	DOTSON, Jaquan vs Savannah State (11/27/18)
	9	CABILL, Lovell vs Liberty (11/19/18)
3-Pt FG Pct (min 2 made)	.667 (2-3)	SMITH, Zaqqaivan vs Savannah State (11/27/18)
	.667 (2-3)	Andrews, Deshawn vs Alcorn State (11/16/18)
Free Throws Made	6	FUNDERBURK, DJ vs NC State (12/01/18)
	5	WILLIAMSON, CJ vs Kent State (11/23/18)
	5	Crosby, Troyman vs Alcorn State (11/16/18)
	5	SMITH, Nych vs Winthrop (11/06/18)
	5	FERGUSON, Josh vs Winthrop (11/06/18)
Free Throw Att.	10	SMITH, Nych vs Winthrop (11/06/18)
	7	FUNDERBURK, DJ vs NC State (12/01/18)
FT Pct (min 3 made)	1.000 (5-5)	FERGUSON, Josh vs Winthrop (11/06/18)
	1.000 (4-4)	GREEN, Antonio vs Middle Tennessee (12/05/18)
	1.000 (4-4)	WILLIAMS, Antonio vs Kent State (11/23/18)
Rebounds	18	Nick Rakocovic at Southern California (11/11/18)
	9	JAMES, Scottie vs Liberty (11/19/18)
	9	Shaqquan Aaron at Southern California (11/11/18)
	9	FERGUSON, Josh vs Winthrop (11/06/18)
Assists	7	JOHNSON, Markell vs NC State (12/01/18)
	5	JOSEPH, Collins vs Savannah State (11/27/18)
Steals	5	HARPER, Tyrell vs Savannah State (11/27/18)
	4	WILLIAMSON, CJ vs Kent State (11/23/18)
	4	DULING, BJ vs Kent State (11/23/18)
Blocked Shots	2	GAMBLE, Karl vs Middle Tennessee (12/05/18)
	2	HANSEN, Romani vs Savannah State (11/27/18)
	2	WHITTINGTON, Philip vs Kent State (11/23/18)
	2	Nick Rakocovic at Southern California (11/11/18)
	2	Kevin Porter Jr. at Southern California (11/11/18)
Turnovers	5	HARPER, Tyrell vs Savannah State (11/27/18)
	5	SAEED, Adam vs Savannah State (11/27/18)
	5	PICKETT, Adam vs Winthrop (11/06/18)
Fouls	5	WALKER, Wyatt vs NC State (12/01/18)
	5	WHITTINGTON, Philip vs Kent State (11/23/18)
	5	Deryck Thornton at Southern California (11/11/18)
	5	Kevin Porter Jr. at Southern California (11/11/18)
	5	Jordan Usher at Southern California (11/11/18)

Opponent Game Highs

Opponent - GAME HIGHS

POINTS	85	SAVANNAH STATE (11/27/18)
	80	vs NC State (12/01/18)
	79	WINTHROP (11/06/18)
	78	at Southern California (11/11/18)
	77	KENT STATE (11/23/18)
FIELD GOALS MADE	32	at Southern California (11/11/18)
	30	vs NC State (12/01/18)
	30	SAVANNAH STATE (11/27/18)
FIELD GOAL ATTEMPTS	81	at Southern California (11/11/18)
	75	SAVANNAH STATE (11/27/18)
FIELD GOAL PERCENTAGE	.469 (30-64)	vs NC State (12/01/18)
	.446 (25-56)	KENT STATE (11/23/18)
3 PT FIELD GOALS MADE	12	SAVANNAH STATE (11/27/18)
	12	KENT STATE (11/23/18)
3 PT FG ATTEMPTS	43	SAVANNAH STATE (11/27/18)
	26	LIBERTY (11/19/18)
3 PT FG PERCENTAGE	.500 (12-24)	KENT STATE (11/23/18)
	.372 (16-43)	SAVANNAH STATE (11/27/18)
FREE THROWS MADE	16	WINTHROP (11/06/18)
	15	vs NC State (12/01/18)
	15	KENT STATE (11/23/18)
FREE THROW ATTEMPTS	24	WINTHROP (11/06/18)
	22	vs NC State (12/01/18)
FREE THROW PERCENTAGE	.750 (15-20)	KENT STATE (11/23/18)
	.682 (15-22)	vs NC State (12/01/18)
REBOUNDS	47	at Southern California (11/11/18)
	46	vs NC State (12/01/18)
ASSISTS	16	vs NC State (12/01/18)
	15	SAVANNAH STATE (11/27/18)
	15	KENT STATE (11/23/18)
STEALS	13	KENT STATE (11/23/18)
	12	SAVANNAH STATE (11/27/18)
BLOCKED SHOTS	5	KENT STATE (11/23/18)
	5	at Southern California (11/11/18)
TURNOVERS	19	SAVANNAH STATE (11/27/18)
	14	MIDDLE TENNESSEE (12/05/18)
	14	ALCORN STATE (11/16/18)
FOULS	26	at Southern California (11/11/18)
	24	vs NC State (12/01/18)

THE LAST TIME...

VANDERBILT INDIVIDUALS

Scoring:

Scored 25 points – Riley LaChance (26), at LSU, 2/20/2018

Scored 30 points – Darius Garland (33), vs. Liberty, 11/19/2018

Scored 35 points – Billy McCaffrey (35), vs. Georgia, 2/24/1993

Scored 40 points – Shan Foster (42) vs. Mississippi State, 3/5/2008

Two Players Had 20 Points –

Riley LaChance (26), Jeff Roberson (20) at LSU, 2/20/2018

Three Players Had 20 Points – Derrick Byars (28), Shan Foster (21) and Ross Neltner (20) vs. Toledo, 12/2/2006

Scored 20 Points in Two Straight Games –

Jeff Roberson (26), Riley LaChance (21) vs. Florida (2/17/2018); Riley LaChance (26), Jeff Roberson (20) at LSU (2/20/2018)

Scored 20 Points in Three Straight Games –

Jeff Roberson (22) vs. Miss. St., 2/14/18; Jeff Roberson (26) vs. Florida, 2/17/18; Jeff Roberson (20) at LSU, 2/20/18; Riley LaChance (21) vs. Florida, 2/17/18; Riley LaChance (26) at LSU, 2/20/18; Riley LaChance (23) vs. Texas A&M, 2/24/18

Scored 20 Points in Four Straight Games –

Jeff Roberson (22), vs. Miss. St., 2/14/18; Jeff Roberson (26) vs. Florida, 2/17/18; Jeff Roberson (20) at LSU, 2/20/18; Jeff Roberson (21) vs. Texas A&M, 2/24/18

Scored 20 Points in Five Straight Games –

Jeff Roberson (21) at Tennessee, 1/23/2018; vs. LSU (20), 1/20/2018; vs. TCU (20), 1/27/2018; at Kentucky (23), 1/30/2018; at Auburn (30), 2/3/2018

Scored 20 Points in Six Straight Games –

Shan Foster vs. Georgia (29), 2/23/2008; vs. Tennessee (32), 2/26/2008; at Arkansas (22), 3/1/2008; vs. Mississippi State (42), 3/5/2008; at Alabama (21), 3/8/2008; vs. Auburn (26), 3/13/2008

Five Players Scored in Double Figures –

Simisola Shittu (18), Matt Ryan (16), Saben Lee (12), Joe Toye (12), Darius Garland (24) vs. Winthrop, 11/6/2018

Seven Players Scored in Double Figures –

Damian Jones (10), Wade Baldwin IV (20), Riley LaChance (10), Nolan Cressler (14), Joe Toye (10), Matthew Fisher-Davis (12), Josh Henderson (11), vs. Detroit (12/2/15)

Eight Players Scored in Double Figures –

Aaron Nesmith (20), Simisola Shittu (17), Maxwell Evans (16), Yanni Wetzell (15), Joe Toye (13), Saben Lee (11), Matt Ryan (11), Matthew Moyer (10), vs. Savannah St., 11/27/2018

Four Players with 15 or more points –

Jeff Roberson (19), Matthew Fisher-Davis (19),

Riley LaChance (19), Luke Kornet (16) vs. Kentucky, 1/10/2017

Double-Doubles:

Double-Double – Aaron Nesmith (20 points, 13 rebounds) vs. Savannah St., 11/27/2018

20-10 game – Aaron Nesmith (20 points, 13 rebounds) vs. Savannah St., 11/27/2018

30-10 game – Jeff Roberson (30 points, 10 rebounds) at Auburn, 2/3/2018

Back-to-back 20-10 games – Matt Freije vs. South Carolina (26 points, 11 rebounds) 1/28/04; vs. Kentucky (20 points, 11 rebounds) 1/31/04

Double-Double in Points and Rebounds – Aaron Nesmith (20 points, 13 rebounds) vs. Savannah St., 11/27/2018

Double-Double in Points and Assists – Wade Baldwin IV (15 points, 10 assists) vs. Western Michigan, 12/30/2015

Double-Double in Points and Blocks – Luke Kornet (11 points, 10 blocks) vs. Auburn (1/12/2016)

Double-Double in Points and Steals – Never

Double-Double in Two Consecutive games –

Simisola Shittu (18 points, 10 rebounds) vs. Winthrop, 11/6/18; (14 points, 15 rebounds) at USC

Double-Double in three consecutive games – Jeff Roberson vs. Austin Peay (13 points, 10 rebounds) 11/10/2017; at Belmont (13 points, 12 rebounds) 11/10/2017; vs. UNC Asheville (17 points, 12 rebounds) 11/10/2017

Two players record double-double –

Damian Jones (24 points, 12 rebounds), Luke Kornet (10 points, 10 rebounds) vs. Trevecca, 11/16/2014

Triple-Doubles:

Triple-Double – Luke Kornet (11 points, 11 rebounds, 10 blocks) vs. Auburn, 1/12/16; Brad Tinsley (11 points, 10 rebounds, 10 assists) vs. Presbyterian, 11/12/2010

Field Goals:

Made 10 FG in a game – Jeff Roberson (10) at Auburn, 2/3/2018

Made 11 FG in a game – Matthew Fisher-Davis (11) vs. Auburn, 1/4/2017

Made 12 FG in a game – Darius Garland (12) vs. Liberty, 11/19/2018

Made 16 FG in a game – Shan Foster (16) vs. Mississippi State, 3/5/2008

Attempted 15 FG in a game – Darius Garland (15) vs. Winthrop, 11/6/2018

Attempted 16 FG in a game – Riley LaChance (16) vs. Missouri, 2/27/2018

Attempted 17 FG in a game – Jeff Roberson (17) at Auburn, 2/3/2018

Attempted 18 FG in a game – Darius Garland (18) vs. Liberty, 11/19/2018

Attempted 19 FG in a game – Rod Odom (19) vs. Missouri, 1/16/14

Attempted 20 FG in a game – Jeff Roberson (20), vs. Texas A&M, 2/24/18

Three-Pointers:

Made 5 3-pointers in a game –

Darius Garland (5) vs. Liberty, 11/19/2018

Made 6 3-pointers in a game – Riley LaChance (6) vs. Texas A&M, 2/24/18

Made 7 3-pointers in a game – Matthew Fisher-Davis (7) vs. Auburn, 1/4/2017

Made 8 3-pointers in a game – Shan Foster (8) vs. UMass, 1/5/2008

Made 9 3-pointers in a game – Shan Foster (9) vs. Mississippi State, 3/5/2008

Attempted 10 3-pointers in a game – Riley LaChance (10) vs. Missouri, 2/27/2018

Attempted 15 3-pointers in a game – John Jenkins (16) vs. Oregon, 11/11/2011

Free Throws:

Made 10 FT in a game – Jeff Roberson (10), at Kentucky, 1/30/2018

Made 12 FT in a game – Jeff Roberson (12) vs. Florida, 2/17/2018

Made 13 FT in a game – A.J. Ogilvy (13) vs. DePaul, 12/5/2009

Made 18 FT in a game – Matt Freije (18) vs. Indiana, 11/24/2003

Attempted 12 FT in a game – Saben Lee (13) vs. N.C. State, 12/1/2018

Attempted 14 FT in a game – Saben Lee (14) vs. Liberty, 11/19/2018

Attempted 15 FT in a game – Saben Lee (16) vs. Kansas St., 12/3/2017

Rebounds:

10 Rebounds in a game – Aaron Nesmith (13), vs. Savannah St., 11/27/2018

15 Rebounds in a game – Simisola Shittu (15), at USC, 11/11/2018

10+ Rebounds in Three Consecutive Games – Jeff Roberson vs. Austin Peay (10) 11/10/2017; at Belmont (12) 11/10/2017; vs. UNC Asheville (12) 11/10/2017

Assists:

8 Assists – Riley LaChance (8) vs. Miss. St. (2/14/18)

9 Assists – Saben Lee (9) vs. Texas A&M, 2/24/18

10 Assists – Wade Baldwin IV (10) vs. Auburn, 1/12/16

11 Assists – Mario Moore (13) vs. Arkansas, 2/19/2005

12 Assists – Mario Moore (13) vs. Arkansas, 2/19/2005

13 Assists – Mario Moore (13) vs. Arkansas, 2/19/2005

14 Assists – Billy McCaffrey (14) vs. Kentucky, 1/13/1993

5+ Assists in Four Consecutive Games – Wade Baldwin IV (8) vs. Texas A&M, 2/4/16; (9) at Ole Miss, 2/6/16; (7) vs. Missouri, 2/10/16; (7) at Auburn, 2/13/16; (9) at Miss. St., 2/16/16; (7) vs. Georgia, 2/20/16

8+ Assists in Two Consecutive Games – Atiba Prater (9) at Georgia, 2/2/2000; (9) vs. Boston College, 2/6/2000

Blocks:

4 Blocked Shots – Clevon Brown (4) vs. Savannah St., 11/27/2018

5 Blocked Shots – Luke Kornet (5) vs. Texas A&M, 2/16/2017

6 Blocked Shots – Luke Kornet (6) at Texas A&M, 3/5/2016

7 Blocked Shots – Clevon Brown (8) at Ole Miss, 3/3/2018

10 Blocked Shots – Luke Kornet (10) vs. Auburn, 1/12/16

Steals:

4 Steals – Jeff Roberson (4) vs. Missouri, 2/27/2018

5 Steals – Riley LaChance (5) vs. Penn, 12/22/2014

6 Steals – Dan Cage (6) vs. Furman, 11/28/2006

7 Steals – James Strong (8) vs. Morehead State, 11/24/1998

8 Steals – James Strong (8) vs. Morehead State, 11/24/1998

Minutes:

Played every minute – Jeff Roberson at Ole Miss, 3/3/2018

Played over 40 minutes – Jeff Roberson (43), at Kentucky, 1/30/2018

All 5 starters played 40 minutes – Steve Tchientgang (40), Brad Tinsley (40), Lance Goulbourne (41), Jeffery Taylor (41), and John Jenkins (41), at Louisville, 12/2/2011

Fouls:

Technical Foul – Matt Ryan, Simisola Shittu, vs. Liberty, 11/19/2018

Fouled Out – Simisola Shittu, at USC, 11/11/18

Two Players Fouled Out – Riley LaChance, Djery Baptiste, vs. Kansas St., 12/3/2017

Three Players Fouled Out – Saben Lee, Clevon Brown, Djery Baptiste vs. Tennessee, 1/9/2018

TEAM

Started the game with Opponent Technical Foul – Furman bench, 12/22/2008

Scored 95 or more points – 120 vs. Savannah St., 11/27/2018 (W, 120-85)

Scored 100 or more points – 120 vs. Savannah St., 11/27/2018 (W, 120-85)

Scored 100 or more points (SEC game) – 102 at Ole Miss, 2/16/2012 (W, 102-76)

Scored 110 or more points – 120 vs. Savannah St., 11/27/2018 (W, 120-85)

Scored 110 or more points (SEC game) – 111 vs. Alabama 2/21/1972 (W, 111-91)

Scored 120 or more points – 120 vs. Savannah St., 11/27/2018 (W, 120-85)

Scored 120 or more points (SEC game) – 130 vs. Ole Miss 12/22/1970 (W, 130-112)

Scored 130 or more points – 130 vs. Ole Miss 12/22/1970 (W, 130-112)

Scored Less than 50 points – 42 vs. Virginia (42), 11/23/2017

Scored Less than 40 points – 38 at Tennessee (L, 76-38), 3/1/2014

Scored 20 or less points in half – 17 (1st half) vs. Virginia, 11/23/2017 (L, 42-68)

Scored 90+ points in three consecutive games – 95 vs. Bradley, 11/24/2007 (W, 95-86); 91 vs. South Alabama, 11/29/2007 (W, 91-88); vs. Georgia Tech, 12/1/2007 (W, 92-79)

Allowed 90 or more points – 91, at Auburn, 2/3/2018 (L, 93-81)

Allowed 100 or more points – 106, Kentucky, 3/5/2003 (L, 44-106)

Allowed Less than 50 points – 48,

THE LAST TIME...

vs. Houston Baptist, 12/20/2017 (W, 81-48)
Allowed 40 or Less points – 31, at Mississippi State, 2/23/2013 (W, 72-31)
Shot 60% or better – .627 vs. Savannah St., 11/27/18 (W, 120-85)
Shot 60% or better from three – .643 vs. Purdue, 12/13/14 (W, 81-71)
Shot over 67% FG – .679 vs. TSU, 12/19/2009 (W, 84-71)
Shot lower than 30% - .250 at Arkansas 2/10/18 (L, 54-72)
Allowed 60% shooting - .625 at LSU, 2/20/2018 (L, 78-88)
Scored 100 points in two consecutive games – 111 vs. North Alabama 12/20/1980 (W, 111-79) and 111 vs. Memphis 12/23/1980 (W, 111-96)
Scored 100 points in three consecutive games – Never
Scored 100 points in Consecutive SEC games – 104 vs. LSU 2/19/1972 (W, 104-83) and 111 vs. Alabama 2/21/1972 (W, 111-91)
Won game by 70 points or more – 71 vs. Union (Tenn.) (W, 95-24), 1911-12
Won game by 60 points or more – 71 vs. Union (Tenn.) (W, 95-24), 1911-12
Won game by 50 points or more – 50 vs. Detroit (W, 102-52) 12/2/2015
Lost by 25 or More Points – vs. Virginia, 11/23/17 (L, 68-42)
Game decided by one point – vs. Miss. St. (2/14/18) (W, 81-80)
Two consecutive games decided by one point – at South Carolina (L, 70-71) 1/7/1998 and Tennessee (W, 80-79) 1/10/1998
Three consecutive games decided by one point – Never
Shot 90% or Better from Free Throw Line (min. 10 att.) – 94.7% vs. M. Tennessee, 12/5/2018 (18-19)
Shot less than 50% from Free Throw Line – 46.9% vs. Morgan State (15-32) 11/23/13
Shot less than 20% from 3PT – .156 (3-22) vs. N.C. State 12/1/2018 (L, 80-65)
Attempted 30 FT – 30 (18-30) vs. N.C. State 12/1/2018
Attempted 35 FT – 39 (29-39) at Tennessee, 1/20/2016
Attempted 40 FT – 42 (29-42) vs. Florida, 2/3/2015
Attempted five or less FT – 3 at Texas A&M, 1/31/2017
Made 30 FT – 38, vs. Western Carolina, 12/16/14
Made 15 3FG – 17 vs. Alcorn St., 12/22/2017
Won an Overtime Game – vs. Florida 3/10/2017 (W, 72-62)
Lost an Overtime Game - at Kentucky, 1/30/2018 (L, 81-83)
Played Two Overtimes – vs. Yale 1/3/15 (W, 79-74)
Played Three Overtimes – at Ole Miss 2/17/1982 (L, 51-48)
Played Four Overtimes – at Ole Miss 2/17/1982 (L, 51-48)
Played consecutive games that went to overtime – vs. Xavier 11/28/2011 (L, 82-70) and at Louisville, 12/2/2011 (L, 62-60)
Had 20 Turnovers – 20, vs. Savannah St., 11/27/2018
Had 10 Blocks – 10, vs. Savannah St., 11/27/2018

OPPONENT - INDIVIDUALS

Scoring:
Scored 25 points – Tremont Waters (28) at LSU, 2/20/2018
Scored 30 points – Shai Gilgeous-Alexander (30) at Kentucky, 1/30/2018
Scored 35 points – Grant Williams (37), vs. Tennessee, 1/9/2018
Scored 40 points – Morris Almond (44), Rice, 1/3/2007
Two Players Had 20 Points – Grant Williams (37), Admiral Schofield (22), vs. Tennessee, 1/9/2018
Five Players Scored in Double Figures Deandre Burnett (17), Terence Davis (17), Breein Tyree (11), Justas Furmanavicius (11), Sebastian Saiz (10), vs. Ole Miss, 2/4/2017
Six Players Scored in Double Figures – Bam Doyne (22), Dwayne Curtis (12), Todd Abernethy (11), Clarence Sanders (11), Polynice (10) and Williams (10), vs. Ole Miss, 1/27/2007
Four Players with 15 or more points – Erik Daniels (20), Marquis Estill (17), Kelenna Azubuike (16) and Gerald Fitch (15) vs. Kentucky, 3/5/2003

Double-Doubles:
Double-Double – Nick Rakocevic (19 points, 18 rebounds) at USC, 11/11/2018
Triple-Double – Sam Muldrow (16 points, 14 rebounds and 10 blocks) at South Carolina, 1/8/2010
20-10 game – Dylan Windler (24 points, 11 rebounds), at Belmont, 11/13/2017
30-10 game – Ben Simmons (36 points, 14 rebounds), LSU, 1/2/2016

Double-Double in Points and Rebounds – Nick Rakocevic (19 points, 18 rebounds) at USC, 11/11/2018
Double-Double in Points and Assists – Nick Calathes (15 points, 10 assists) at Florida, 1/27/2008
Two players record double-doubles – Prince Ibeh (13 points, 11 rebounds), Kerwin Roach, Jr. (15 points, 11 rebounds), at Texas, 1/30/2016

Field Goals:
Made 10 FG in a game – Tremont Waters (10) at LSU, 2/20/2018
Made 11 FG in a game – Tyler Davis (11), vs. Texas A&M, 2/16/2017
Made 12 FG in a game – Shai Gilgeous-Alexander (12) at Kentucky, 1/30/2018
Made 13 FG in a game – Duop Reath (13) vs. LSU, 1/20/2018
Attempted 15 FG in a game – Chris Silva (15) at South Carolina, 1/6/2018
Attempted 16 FG in a game – Antonio Green, vs. M. Tennessee, 12/5/2018
Attempted 17 FG in a game – Derryck Thornton (17), at USC, 11/11/2018
Attempted 18 FG in a game – Jaylin Walker (18) vs. Kent State, 11/23/2018
Attempted 19 FG in a game – Shai Gilgeous-Alexander (19) at Kentucky, 1/30/2018
Attempted 20 FG in a game – Duop Reath (20) vs. LSU, 1/20/2018

Attempted 25 FG in a game - Malik Monk (25) at Kentucky, 2/28/2017

Three-Pointers:
Made 5 3-pointers in a game – Jaquan Dotson (5), vs. Savannah St., 11/27/2018
Made 6 3-pointers in a game – Jamal Murray, vs. Kentucky (6), 2/27/16
Made 7 3-pointers in a game – Chandler Parsons (7) vs. Florida, 1/25/2009
Made 8 3-pointers in a game– Brian Sullivan (8) vs. Miami (OH), 1/2/2012
Attempted 10 3-pointers in a game – Jordan McLaughlin (11), vs. USC, 11/19/2017

Free Throws:
Made 10 FT in a game – Grant Williams (12) at Tennessee, 1/23/2018
Made 16 FT in a game – Ben Simmons (16), LSU, 1/2/2016
Made 17 FT in a game – Morris Almond (17) at Rice, 1/3/2007
Attempted 10 FT in a game – Nych Smith s. Winthrop, 11/6/2018
Attempted 13 FT in a game - Ian Dubose (13) vs. Houston Baptist, 12/20/2017
Attempted 14 FT in a game - Grant Williams, (14) at Tennessee, 1/23/2018
Attempted 15 FT in a game – Grant Williams (15) vs. Tennessee, 1/9/2018

Rebounds:
10 Rebounds in a game – Duop Reath (13) vs. LSU, 1/20/2018
15 Rebounds in a game – Sebastian Saiz (16), vs. Ole Miss, 2/4/2017
18 Rebounds in a game – Nick Rakocevic (18) at USC, 11/11/2018
19 Rebounds in a game – Omar Samhan (19) at St. Mary's, 11/20/2009
20 Rebounds in a game – Roy Rogers (20) at Alabama, 1/3/1996

Assists
8 Assists – Lamar Peters (8) vs. Miss. St. (2/14/18)
9 Assists – Tremont Waters (9) at LSU, 2/20/2018
10 Assists – Alex Caruso (10) at Texas A&M, 1/31/2015
11 Assists – Dee Bost (11) vs. Mississippi State, 3/11/2011
12 Assists – Jared Harper (14) at Auburn, 2/3/2018

Blocks:
4 Blocked Shots – Kevarrius Hayes (4), at Florida, 12/30/2017
5 Blocked Shots – Karl-Anthony Towns, (7), at Kentucky, 1/20/15
6 Blocked Shots – Reggie Lynch, (6), vs. Minnesota, 12/3/16
7 Blocked Shots – Daniel Gafford, (7), at Arkansas, 2/10/18
8 Blocked Shots – Jarvis Varnado (9) vs. Mississippi State, 2/3/2010
10 Blocked Shots – Sam Muldrow (10) at South Carolina, 1/8/2011

Steals:
5 Steals – Tyrell Harper (5) vs. Savannah St., 11/27/2018

6 Steals – Jajuan Johnson (6) vs. Marquette, 11/11/2016
7 Steals – Aaron Lucas (7) at South Carolina, 1/19/2002
8 Steals – Steve Wojciechowski (8) at Duke, 11/22/1996
Two players with 3 steals – Tyrell Harper (5), Romani Hansen (3) vs. Savannah St., 11/27/2018

Minutes:
Played every minute – Jordan Barnett vs. Missouri, 2/27/2018
Played over 40 minutes – Kevin Knox (40), at Kentucky, 1/30/2018

Fouls:
Technical Foul – Keegan McDowell, vs. Liberty, 11/19/2018
Fouled Out - Wyatt Walker vs. N.C. State 12/1/2018
Three Players Fouled Out – Jordan Usher, Derryck Thornton, Kevin Porter, Jr. at USC, 11/11/2018

OPPONENT - TEAM

Scored 90 or more points at Memorial Gym – 92 vs. Tennessee, 1/9/2018 (L, 84-92)
Scored 100 or more points – 106 at Kentucky 3/5/2003 (L, 44-106)
Scored 110 or more points – 120 vs. Kentucky 2/7/1996 (L, 81-120)
Scored 120 or more points – 120 vs. Kentucky 2/7/1996 (L, 81-120)
Scored 130 or more points – Never
Scored Less than 50 points – 41 vs. Texas A&M, 3/9/17 (W, 66-41)
Scored Less than 40 points – 31 at Mississippi State, 2/23/2013 (W, 72-31)
Shot 50% or Better – .578 vs. Missouri, 2/27/2018 (Missouri, 74-66)
Shot 60% or Better – .625 at LSU (LSU 88, VU 78), 2/20/2018
Shot 60% or Better from 3PT – .654 (17-26), at Auburn, 2/3/2018
Shot less than 30% FG– .262 (16-61), vs. Houston Baptist, 12/20/2017 (W, 81-48)
Shot less than 15% from 3PT– .143 (2-14), vs. M. Tennessee, 12/5/2018 (W, 79-51)
Held Opponent Without a 3-Pointer – vs. Nebraska, 11/18/10 (W, 59-49)
Shot 90% or Better from Free Throw Line –90.0, at Florida, 12/30/2017 (27-30)
Shot less than 50% from Free Throw Line – .467, vs. Minnesota, 12/3/2016 (L, 52-56)
Attempted 30 FT –32, vs. Texas A&M, 2/24/18
Attempted 40 FT – 42 at Mississippi State, 2/12/2007
Attempted 45 or More FT – 49 at South Carolina, 1/28/2009
Attempted Zero FT – vs. TCU, 1/27/2018
Attempted five or less FT – 1 vs. Miami (OH), 1/2/2012
Made 30 FT – 32, at South Carolina, 1/28/2009
Made 0 FT – vs. TCU, 1/27/2018
Made 12 3PT – 12, vs. Missouri, 2/27/2018
Made 15 3PT – 16, vs. Savannah St., 11/27/2018
Attempted 30 or more 3PT – 43 vs. Savannah St., 11/27/2018
Had 20 Turnovers – 20 vs. MTSU, 12/21/2012



CLEVON BROWN

15 Junior, Forward
6'8" 240 lbs.
San Antonio, Texas
Churchill HS

SEASON HIGHS

- Points:** 8, at USC (11/11/18)
- FG Made:** 4, at USC (11/11/18)
- FG Atts:** 8, at USC (11/11/18)
- 3FG Made:** 1, vs. Middle Tennessee (12/5/18)
- 3FG Atts:** 2, at USC (11/11/18)
- FT Made:** 2, vs. Savannah St. (11/27/18)
- FT Atts:** 3, at USC (11/11/18)
- Rebounds:** 6, vs. Winthrop (11/6/18)
- Assists:** 2, vs. N.C. State (12/1/18)
- Turnovers:** 2, vs. Winthrop (11/6/18)
- Blocks:** 4, vs. Savannah St. (11/27/18)
- Steals:** 1, 3x, last vs. N.C. State (12/5/18)
- Minutes:** 21, vs. Middle Tennessee (12/5/18)

CAREER HIGHS

- Points:** 13, vs. Austin Peay (11/10/17)
- FG Made:** 6, vs. Austin Peay (11/10/17)
- FG Atts:** 11, vs. Austin Peay (11/10/17)
- 3FG Made:** 2, 2x, last at Missouri (2/11/17)
- 3FG Atts:** 3, 2x, at Missouri (2/11/17)
- FT Made:** 2, 4x, last vs. Savannah St. (11/27/18)
- FT Atts:** 4, vs. Texas A&M (2/16/17)
- Rebounds:** 7, at Kentucky (1/30/18)
- Assists:** 2, vs. N.C. State (12/1/18)
- Turnovers:** 4, at Auburn (2/3/18)
- Blocks:** 8, at Ole Miss (3/3/18)
- Steals:** 2, vs. Austin Peay (11/10/17)
- Minutes:** 31, at Kentucky (1/30/18)

BROWN NOTEBOOK

- ✪ Made first start of the season against Savannah State.
- ✪ Tallied eight points and four rebounds in win at USC; had three blocks vs. Liberty.
- ✪ Played in 32 games and made four starts in 2017-18. Averaged 3.9 points and 3.1 rebounds per game.
- ✪ Tallied a career-high eight blocks at Ole Miss. Also added six points and four rebounds. Most blocks for a Commodore since Luke Kornet had 10 vs. Auburn on 1/12/16
- ✪ Played career-high in minutes against TCU (26) and Kentucky (31). Had career-high 7 rebounds at UK.
- ✪ Scored a career-high 13 points in win over Austin Peay. Also set new career bests in field goals made and steals, and tied a career high in rebounds and blocks.
- ✪ Played in 34 games and averaged 1.6 points and 1.5 rebounds per game as a freshman in 2016-17.
- ✪ Signed with the Commodores in November of 2015.
- ✪ Made career debut vs. Marquette, scored five points against Golden Eagles; scored career-high six points vs. Norfolk State.
- ✪ Was ranked as the 9th-best player in the state of Texas by Texas Hoops, and the 126th-ranked player nationally by Rivals.com.
- ✪ Ranked as the 26th-ranked power forward in the country by Scout.com, he also received offers from Texas, Illinois, Notre Dame, and Auburn.

BROWN GAME-BY-GAME (JUNIOR)

Opponent	M	FG-A	3P-A	FT-A	Reb	PF	A	T	B	S	PTS
N6 Winthrop	19	3-5	0-1	0-0	6	3	0	2	2	0	6
N11 @USC	18	4-8	0-2	0-3	4	2	0	0	1	1	8
N16 Alcorn State	19	1-4	0-0	0-0	4	2	1	0	1	0	2
N19 Liberty	11	0-1	0-0	0-0	1	1	1	1	3	1	0
N23 Kent State	6	0-2	0-0	0-0	3	1	0	0	0	0	0
N27 Savannah State*	20	1-2	0-0	2-2	1	0	0	0	4	1	4
D1 vs. N.C. State*	16	2-2	0-0	0-2	2	3	2	1	1	1	4
D5 Middle Tennessee	21	2-4	1-1	0-0	2	3	1	1	1	0	5
D17 Arizona State											
D22 vs. Kansas State											
D29 Tennessee State											
D31 UNC Asheville											
J5 Ole Miss											
J9 @Georgia											
J12 @Kentucky											
J16 South Carolina											
J19 Mississippi State											
J23 Tennessee											
J26 @Oklahoma											
J29 Kentucky											
F2 @Missouri											
F5 @Arkansas											
F9 Alabama											
F13 @Florida											
F16 Auburn											
F19 @Tennessee											
F23 @Alabama											
F27 Florida											
M2 @Texas A&M											
M6 Arkansas											
M9 @LSU											

Brown's Overall Statistics at Vanderbilt

Year	GP	GS	Min	Avg	FG	FGA	Pct	3FG	3FGA	Pct	FT	FTA	Pct	Off	Def	Tot	Avg	PF	FO	Ast	TO	Blk	Stl	Pts	Avg
2016-17	34	0	258	7.6	20	51	.392	8	27	.296	7	12	.583	16	34	50	1.5	35	0	3	16	14	1	55	1.6
2017-18	32	4	543	17.0	51	112	.455	11	46	.239	12	26	.462	42	56	98	3.1	67	3	7	27	43	9	125	3.9
2018-19	8	2	130	16.3	13	28	.464	1	4	.250	2	7	.286	14	9	23	2.9	15	0	5	5	13	4	29	3.6
TOTAL	74	6	931	12.6	84	191	.440	20	77	.260	21	45	.467	72	99	171	2.3	117	3	15	48	70	14	209	2.8

Brown's SEC Statistics at Vanderbilt

Year	GP	GS	Min	Avg	FG	FGA	Pct	3FG	3FGA	Pct	FT	FTA	Pct	Off	Def	Tot	Avg	PF	FO	Ast	TO	Blk	Stl	Pts	Avg
2016-17	17	0	118	6.9	10	24	.417	3	12	.250	3	7	.429	8	15	23	1.4	17	0	2	7	9	0	26	1.5
2017-18	18	3	350	19.4	28	61	.459	8	25	.320	7	15	.467	27	39	66	3.7	42	2	5	20	29	5	71	3.9
TOTAL	35	3	468	13.4	38	85	.447	11	37	.297	10	22	.455	35	54	89	2.5	59	2	7	27	38	5	97	2.8



MAXWELL EVANS

3

Sophomore, Guard
6'2" 192 lbs.
Houston, Texas
Bellaire HS

SEASON HIGHS

Points: 16, vs. Savannah St. (11/27/18)
FG Made: 6, vs. Savannah St. (11/27/18)
FG Atts: 9, vs. Savannah St. (11/27/18)
3FG Made: 2, vs. Savannah St. (11/27/18)
3FG Atts: 4, vs. Savannah St. (11/27/18)
FT Made: 2, 2x last vs. Middle Tennessee (12/5/18)
FT Atts: 4, vs. Kent St. (11/23/18)
Rebounds: 4, 3x, last vs. Middle Tennessee (12/5/18)
Assists: 3, 2x last vs. Middle Tennessee (12/5/18)
Turnovers: 3, vs. Savannah St. (11/27/18)
Blocks: 1, vs. Savannah St. (11/27/18)
Steals: 1, vs. Alcorn St. (11/17/18)
Minutes: 26, vs. Savannah St. (11/27/18)

CAREER HIGHS

Points: 16, vs. Savannah St. (11/27/18)
FG Made: 6, 2x, vs. Savannah St. (11/27/18)
FG Atts: 10, vs. Houston Baptist (12/20/17)
3FG Made: 3, vs. Texas A&M (2/24/18)
3FG Atts: 6, vs. Alabama (1/2/18)
FT Made: 8, at Arkansas (2/10/18)
FT Atts: 9, at Arkansas (2/10/18)
Rebounds: 9, at Arkansas (2/10/18)
Assists: 3, 3x, last vs. Middle Tennessee (12/5/18)
Turnovers: 4, at S. Carolina (1/6/18)
Blocks: 1, vs. Savannah St. (11/27/18)
Steals: 1, 8x, last vs. Savannah St. (11/27/18)
Minutes: 29, at Auburn (2/3/18)

MISCELLANEOUS

EVANS NOTEBOOK

- ☛ Scored a career-high 16 points in season-best 26 minutes against Savannah State; scored 10 points vs. NC St.
- ☛ Played season-high 21 minutes against Kent State and scored eight points.
- ☛ Played in 29 games and made 15 starts as a true freshman...Averaged 3.9 points and 1.9 rebounds per game.
- ☛ Tied a career high with 14 points at Ole Miss - all of which came in first half.
- ☛ Scored eight points on 8-9 shooting from the FT line against Razorbacks; also had career-high nine rebounds.
- ☛ Tallied 13 points at Auburn in a career-best 29 minutes.
- ☛ Scored career-high 14 points, all in the second half, against Houston Baptist.
- ☛ 6'2 guard from Bellaire High School in Houston, Texas, was the number 16-ranked prospect in the state of Texas and 247sports.com ranked him as the 11th-ranked combo guard nationally at the end of his junior season.
- ☛ Chose the Commodores over Purdue, Northwestern, and Kansas State.
- ☛ Four-year starter and captain who averaged 32.7 points, 7.1 rebounds, 6.5 assists, 3.2 steals, and 2.0 blocks as a senior at Bellaire, where he played for coach Bruce Glover.
- ☛ Son of Carlis and Sharon...Is a triplet with sisters Megan and Maya, who each play volleyball at Alabama A&M... Also has an older brother Denzel, who is a running back at the University of Kansas...Advice to young people: "Always work hard on what you want to achieve."

EVANS GAME-BY-GAME (SOPHOMORE)

Opponent	M	FG-A	3P-A	FT-A	Reb	PF	A	T	B	S	PTS
N6 Winthrop	3	0-0	0-0	0-0	0	0	0	0	0	0	0
N11 @USC	2	0-1	0-1	0-1	0	0	0	0	0	0	0
N16 Alcorn State	7	2-3	0-1	0-0	1	1	0	0	0	1	4
N19 Liberty	DNP										
N23 Kent State	21	3-7	1-1	1-4	4	0	1	0	0	0	8
N27 Savannah State	26	6-9	2-4	2-2	4	1	3	3	1	0	16
D1 vs. N.C. State	20	4-7	1-3	1-2	3	3	1	2	0	0	10
D5 Middle Tennessee	22	3-8	1-3	2-2	4	2	3	1	0	0	9
D17 Arizona State											
D22 vs. Kansas State											
D29 Tennessee State											
D31 UNC Asheville											
J5 Ole Miss											
J9 @Georgia											
J12 @Kentucky											
J16 South Carolina											
J19 Mississippi State											
J23 Tennessee											
J26 @Oklahoma											
J29 Kentucky											
F2 @Missouri											
F5 @Arkansas											
F9 Alabama											
F13 @Florida											
F16 Auburn											
F19 @Tennessee											
F23 @Alabama											
F27 Florida											
M2 @Texas A&M											
M6 Arkansas											
M9 @LSU											

Evans' Overall Statistics at Vanderbilt

Year	GP	GS	Min	Avg	FG	FGA	Pct	3FG	3FGA	Pct	FT	FTA	Pct	Off	Def	Tot	Avg	PF	FO	Ast	TO	Blk	Stl	Pts	Avg
2017-18	29	15	378	13.0	34	95	.358	18	54	.333	28	33	.848	15	41	56	1.9	33	0	14	25	0	9	114	3.9
2018-19	7	0	102	14.6	18	35	.514	5	13	.385	6	11	.545	8	8	16	2.3	8	0	8	6	1	1	47	6.7
TOTAL	36	15	480	13.3	52	130	.400	23	67	.343	34	44	.773	23	49	72	2.0	41	0	22	31	1	10	161	4.5

Evans' SEC Statistics at Vanderbilt

Year	GP	GS	Min	Avg	FG	FGA	Pct	3FG	3FGA	Pct	FT	FTA	Pct	Off	Def	Tot	Avg	PF	FO	Ast	TO	Blk	Stl	Pts	Avg
2017-18	17	12	257	15.1	18	52	.346	12	32	.375	26	30	.867	13	28	41	2.4	24	0	7	19	0	6	74	4.4
TOTAL	17	12	257	15.1	18	52	.346	12	32	.375	26	30	.867	13	28	41	2.4	24	0	7	19	0	6	74	4.4



DARIUS GARLAND

10 Freshman, Guard
6'2" 175 lbs.
Nashville, Tenn.
Brentwood Academy

SEASON HIGHS

- Points:** 33, vs. Liberty (11/19/18)
- FG Made:** 12, vs. Liberty (11/19/18)
- FG Atts:** 18, vs. Liberty (11/19/18)
- 3FG Made:** 5, vs. Liberty (11/19/18)
- 3FG Atts:** 8, vs. Liberty (11/19/18)
- FT Made:** 4, 2x, last vs. Liberty (11/19/18)
- FT Atts:** 5, 2x, last vs. Liberty (11/19/18)
- Rebounds:** 7, vs. Alcorn St. (11/16/18)
- Assists:** 4, 3x, last vs. Liberty (11/19/18)
- Turnovers:** 6, at USC (11/11/18)
- Blocks:** 2, vs. Winthrop (11/6/18)
- Steals:** 2, vs. Winthrop (11/6/18)
- Minutes:** 37, vs. Liberty (11/19/18)

CAREER HIGHS

- Points:** 33, vs. Liberty (11/19/18)
- FG Made:** 12, vs. Liberty (11/19/18)
- FG Atts:** 18, vs. Liberty (11/19/18)
- 3FG Made:** 5, vs. Liberty (11/19/18)
- 3FG Atts:** 8, vs. Liberty (11/19/18)
- FT Made:** 4, 2x, last vs. Liberty (11/19/18)
- FT Atts:** 5, 2x, last vs. Liberty (11/19/18)
- Rebounds:** 7, vs. Alcorn St. (11/16/18)
- Assists:** 4, 3x, last vs. Liberty (11/19/18)
- Turnovers:** 6, at USC (11/11/18)
- Blocks:** 2, vs. Winthrop (11/6/18)
- Steals:** 2, vs. Winthrop (11/6/18)
- Minutes:** 37, vs. Liberty (11/19/18)

GARLAND NOTEBOOK

- ✦ Injured meniscus in left knee vs. Kent State and will miss the remainder of the season.
- ✦ Scored 33 points vs. Liberty, the second-most ever by a Commodore freshman and the second-most by a Vanderbilt player since 1996-97.
- ✦ Named the SEC Freshman of the Week after averaging 21.5 points, 4.0 rebounds, 2.5 assists, 1.0 block, and 1.5 steals in two Commodore victories
- ✦ Tallied 24 points, four assists, three rebounds, two steals, and two blocks in his collegiate debut vs. Winthrop.
- ✦ Garland, from Nashville, Tenn. and the Brentwood Academy, signed his National Letter of Intent with the Commodores in November in 2017. A consensus five-star recruit by most recruiting services, Garland enters the Vanderbilt program as one of the nation's best incoming point guards.
- ✦ Attended Brentwood Academy and won a TSSAA-record-tying four state championships with the Eagles and became only the second player in state history to claim three consecutive Mr. Basketball awards (Brentwood Academy's Brandan Wright - 2004 to 2006).
- ✦ Averaged 28.6 points per game as a senior and shot 59.7 percent from the field.
- ✦ Named a 2018 McDonald's All-American and a Naismith National Player of the Year semifinalist, becoming only the second Commodore to be named a McDonald's All-American (class of 2018 signee Simi Shittu) and the first named as a Naismith semifinalist. Also a Jordan Brand nominee.
- ✦ Named the Gatorade Tennessee Player of the Year in 2018.
- ✦ Darius Kinnard Garland...January 26, 2000...Son of Winston and Felicia Garland...Has one brother, Desmond Nun nery...Plans to major in Communications and Broadcasting...Advice to young people: "Never be satisfied."

GARLAND GAME-BY-GAME (FRESHMAN)

Opponent	M	FG-A	3P-A	FT-A	Reb	PF	A	T	B	S	PTS
N6 Winthrop*	36	9-15	3-7	3-5	3	1	4	2	2	2	24
N11 @USC*	36	6-14	3-5	4-4	5	4	1	6	0	1	19
N16 Alcorn State*	28	1-6	0-3	1-2	7	0	4	3	0	0	3
N19 Liberty*	37	12-18	5-8	4-5	4	2	4	4	0	1	33
N23 Kent State*	2	1-1	0-0	0-0	0	0	0	0	0	0	2
N27 Savannah State	DNP										
D1 vs. N.C. State	DNP										
D5 Middle Tennessee	DNP										
D17 Arizona State											
D22 vs. Kansas State											
D29 Tennessee State											
D31 UNC Asheville											
J5 Ole Miss											
J9 @Georgia											
J12 @Kentucky											
J16 South Carolina											
J19 Mississippi State											
J23 Tennessee											
J26 @Oklahoma											
J29 Kentucky											
F2 @Missouri											
F5 @Arkansas											
F9 Alabama											
F13 @Florida											
F16 Auburn											
F19 @Tennessee											
F23 @Alabama											
F27 Florida											
M2 @Texas A&M											
M6 Arkansas											
M9 @LSU											

Garland's Overall Statistics at Vanderbilt

Year	GP	GS	Min	Avg	FG	FGA	Pct	3FG	3FGA	Pct	FT	FTA	Pct	Off	Def	Tot	Avg	PF	FO	Ast	TO	Blk	Stl	Pts	Avg
2018-19	5	5	139	27.8	29	54	.537	11	23	.478	12	16	.750	2	17	19	3.8	7	0	13	15	2	4	81	16.2
TOTAL	5	5	139	27.8	29	54	.537	11	23	.478	12	16	.750	2	17	19	3.8	7	0	13	15	2	4	81	16.2



SABEN LEE

O

Sophomore, Guard
6'2" 183 lbs.
Phoenix, Ariz.
Corona Del Sol HS

SEASON HIGHS

Points: 17, vs. Liberty (11/19/18)
FG Made: 6, vs. Winthrop (11/6/18)
FG Atts: 13, at USC (11/11/18)
3FG Made: 1, 3x, last vs. Middle Tennessee (12/5/18)
3FG Atts: 4, 2x, last vs. Kent St. (11/23/18)
FT Made: 9, 2x, last vs. N.C State (12/1/18)
FT Atts: 14, vs. Liberty (11/19/18)
Rebounds: 6, vs. Winthrop (11/6/18)
Assists: 6, vs. Alcorn St. (11/16/18)
Turnovers: 6, vs. Kent St. (11/23/18)
Blocks: 1, at USC (11/11/18)
Steals: 3, vs. Savannah St. (11/27/18)
Minutes: 31, at USC (11/11/18)

CAREER HIGHS

Points: 24, vs. Arizona State (12/17/17)
FG Made: 9, vs. Arizona State (12/17/17)
FG Atts: 14, 3x, last at Ole Miss (3/3/18)
3FG Made: 3, 3x, last at LSU (2/20/18)
3FG Atts: 6, vs. Austin Peay (11/10/17)
FT Made: 12, vs. Kansas St. (12/3/17)
FT Atts: 17, vs. Kansas St. (12/3/17)
Rebounds: 9, vs. Texas A&M (2/24/18)
Assists: 9, vs. Texas A&M (2/24/18)
Turnovers: 6, vs. Kent St. (11/23/18)
Blocks: 1, 3x, last at USC (11/11/18)
Steals: 4, vs. Arizona State (12/17/17)
Minutes: 38, vs. Arizona State (12/17/17)

LEE NOTEBOOK

- ✪ Scored in double figures in all but one game this season.
- ✪ Eighth in SEC in assists.
- ✪ Tallied season-high 17 points vs. Liberty. Also attempted 14 free throws, the most by a Commodore since Wade Baldwin IV attempted 14 vs. Florida on 1/26/2016
- ✪ Scored 12 points, grabbed six rebounds, and dished out five assists in 2018-19 opener vs. Winthrop; scored 10 points and had six assists in win against Alcorn State
- ✪ Played in all 32 games as a freshman and started in 29 games. Tallied double figures in 17 games.
- ✪ First Commodore with nine assists vs. Texas A&M since Wade Baldwin IV at Miss. State, 2/16/2016. His 96 as sists was a freshman is 6th on Vanderbilt's all-time single-season freshman assist list.
- ✪ Averaged 11.7 points per game in SEC play; 10th in steals (1.2) in SEC games only.
- ✪ Scored career-high 24 points at Arizona State.
- ✪ Tied then-career high with 19 points vs. Kansas State - finished 12-17 from free-throw line. Last Commodore to make 12 free throws in a game was Luke Kornet vs. Belmont on 11/15/2016.
- ✪ 6'2 guard from Tempe, Ariz., who attended Corona Del Sol High School. Lee chose the Commodores over Louisville, Stanford, Florida State, and Nebraska.
- ✪ Averaged 22 points, five rebonds, four assists, three blocks, and three steals in his senior season at Corona Del Sol...First-team All-State selection as a junior and senior...Was a four-star prospect and the number 92-ranked player by Scout.com and the number 17 point guard by 247sports.com.
- ✪ Saben Anthonia Lee...June 23, 1999 ... Son of Anthonia "Amp" Lee and Natalie Williams...Has one brother Aubry...Plans to major in Mechanical Engineering...Advice to young people: "Have fun because at the next level it's all business."

LEE GAME-BY-GAME (FRESHMAN)

Opponent	M	FG-A	3P-A	FT-A	Reb	PF	A	T	B	S	PTS
N6 Winthrop*	30	6-8	0-1	0-0	6	4	5	2	0	0	12
N11 @USC*	31	3-13	0-4	3-3	2	3	3	2	1	1	9
N16 Alcorn State*	26	3-7	1-2	3-4	2	0	6	3	0	0	10
N19 Liberty*	30	4-9	0-0	9-14	3	1	2	5	0	2	17
N23 Kent State*	29	4-10	1-4	4-8	5	3	5	6	0	1	13
N27 Savannah State*	20	4-6	0-1	3-5	4	1	4	0	0	3	11
D1 vs. N.C. State*	32	3-7	0-0	9-13	1	3	3	2	0	0	15
D5 Middle Tennessee*	28	2-9	1-3	2-2	4	1	3	0	0	2	7
D17 Arizona State											
D22 vs. Kansas State											
D29 Tennessee State											
D31 UNC Asheville											
J5 Ole Miss											
J9 @Georgia											
J12 @Kentucky											
J16 South Carolina											
J19 Mississippi State											
J23 Tennessee											
J26 @Oklahoma											
J29 Kentucky											
F2 @Missouri											
F5 @Arkansas											
F9 Alabama											
F13 @Florida											
F16 Auburn											
F19 @Tennessee											
F23 @Alabama											
F27 Florida											
M2 @Texas A&M											
M6 Arkansas											
M9 @LSU											

Year	GP	GS	Min	Avg	FG	FGA	Pct	3FG	3FGA	Pct	FT	FTA	Pct	Off	Def	Tot	Avg	PF	FO	Ast	TO	Blk	Stl	Pts	Avg
2017-18	32	29	857	26.8	115	249	.462	23	75	.307	85	117	.726	22	73	95	3.0	78	2	99	71	5	39	338	10.6
2018-19	8	8	225	28.1	29	69	.420	3	15	.200	33	49	.673	4	23	27	3.4	16	0	31	20	0	9	94	11.8
TOTAL	40	37	1082	27.1	144	318	.453	26	90	.289	118	166	.711	26	96	122	3.1	94	2	130	91	5	48	432	10.8

Year	GP	GS	Min	Avg	FG	FGA	Pct	3FG	3FGA	Pct	FT	FTA	Pct	Off	Def	Tot	Avg	PF	FO	Ast	TO	Blk	Stl	Pts	Avg
2017-18	18	18	520	28.9	75	148	.507	18	46	.391	42	56	.750	11	47	58	3.2	53	2	49	43	1	22	210	11.7
TOTAL	18	18	520	28.9	75	148	.507	18	46	.391	42	56	.750	11	47	58	3.2	53	2	49	43	1	22	210	11.7



MATTHEW MOYER

13

R-Sophomore, Forward
6'8" 217 lbs.
Gahanna, Ohio
Syracuse/Kent Prep

SEASON HIGHS

- Points:** 14, vs. Middle Tennessee (12/5/18)
- FG Made:** 4, 2x, last vs. Middle Tennessee (12/5/18)
- FG Atts:** 9, vs. Savannah St. (11/27/18)
- 3FG Made:** 2, 2x, last vs. Middle Tennessee (12/5/18)
- 3FG Atts:** 5, vs. Savannah St. (11/27/18)
- FT Made:** 4, vs. Middle Tennessee (12/5/18)
- FT Atts:** 4, vs. Middle Tennessee (12/5/18)
- Rebounds:** 8, vs. Alcorn St. (11/16/18)
- Assists:** 5, vs. Savannah St. (11/27/18)
- Turnovers:** 3, vs. Alcorn St. (11/16/18)
- Blocks:** 1, 5x, last vs. Middle Tennessee (12/5/18)
- Steals:** 1, vs. Alcorn St. (11/16/18)
- Minutes:** 24, vs. Savannah St. (11/27/18)

CAREER HIGHS

- Points:** 18, vs. UConn (12/5/17)
- FG Made:** 7, vs. UConn (12/5/17)
- FG Atts:** 12, vs. Buffalo (12/19/17)
- 3FG Made:** 2, 2x, last vs. Middle Tennessee (12/5/18)
- 3FG Atts:** 5, vs. Savannah St. (11/27/18)
- FT Made:** 4, 2x, last vs. Middle Tennessee (12/5/18)
- FT Atts:** 6, vs. N.C. State (2/14/18)
- Rebounds:** 10, at Florida State (1/13/18)
- Assists:** 5, vs. Savannah St. (11/27/18)
- Turnovers:** 3, vs. Alcorn St. (11/16/18)
- Blocks:** 2, 2x, last vs. Mich. St. (3/18/18)
- Steals:** 3, at Florida State (1/13/18)
- Minutes:** 36, vs. UConn (12/5/17)

MOYER NOTEBOOK

- ★ Scored a Commodore-best 14 points against Middle Tennessee.
- ★ Moyer, a transfer from Syracuse who arrived at Vanderbilt in the summer of 2018, was ruled immediately eligible by the NCAA on November 15. He will have three years of eligibility remaining with the Commodores.
- ★ Has a total of 13 rebounds in two games as a Commodore.
- ★ Redshirted first season at Syracuse, then averaged 3.1 points and 3.2 rebounds in 37 games with the Orange.
- ★ Totaled a career-high 18 points and added eight rebounds versus Connecticut.
- ★ Posted a career-high 10 rebounds and three steals at Florida State.
- ★ Matthew Anthony Moyer...June 30, 1997...Son of Fred and Annette Moyer...Has one brother, Desmond Nunnery...Plans to major in Communications...Advice to young people: "Take advantage of your opportunities."

MOYER GAME-BY-GAME (SOPHOMORE)

Opponent	M	FG-A	3P-A	FT-A	Reb	PF	A	T	B	S	PTS
N6 Winthrop	DNP										
N11 @USC	DNP										
N16 Alcorn State	15	2-5	1-2	0-0	8	2	2	3	0	1	5
N19 Liberty	19	2-5	1-2	0-0	5	3	1	0	1	0	5
N23 Kent State	14	0-1	0-1	2-2	3	3	1	0	1	0	2
N27 Savannah State	24	4-9	2-5	0-0	6	0	5	2	1	0	10
D1 vs. N.C. State	14	0-2	0-1	0-0	4	1	0	0	1	0	0
D5 Middle Tennessee*	20	4-6	2-3	4-4	2	2	1	1	1	0	14
D17 Arizona State											
D22 vs. Kansas State											
D29 Tennessee State											
D31 UNC Asheville											
J5 Ole Miss											
J9 @Georgia											
J12 @Kentucky											
J16 South Carolina											
J19 Mississippi State											
J23 Tennessee											
J26 @Oklahoma											
J29 Kentucky											
F2 @Missouri											
F5 @Arkansas											
F9 Alabama											
F13 @Florida											
F16 Auburn											
F19 @Tennessee											
F23 @Alabama											
F27 Florida											
M2 @Texas A&M											
M6 Arkansas											
M9 @LSU											

Moyer's Overall Statistics

Year	GP	GS	Min	Avg	FG	FGA	Pct	3FG	3FGA	Pct	FT	FTA	Pct	Off	Def	Tot	Avg	PF	FO	Ast	TO	Blk	Stl	Pts	Avg
2017-18*	37	20	587	15.9	45	85	.529	1	9	.111	22	41	.537	38	82	120	3.2	52	1	16	25	11	13	113	3.1
2018-19	6	1	106	17.7	12	28	.429	6	14	.429	6	6	1.000	15	13	28	4.7	11	0	10	6	5	1	36	6.0
TOTAL	43	21	693	16.1	57	113	.504	7	23	.304	28	47	.596	53	95	148	3.4	63	1	26	31	16	14	149	3.5



AARON NESMITH

24

Freshman, Guard/Forward
6'6" 213 lbs.
Charleston, S.C.
Porter Gaud

SEASON HIGHS

- Points:** 20, vs. Savannah St. (11/27/18)
- FG Made:** 7, vs. Savannah St. (11/27/18)
- FG Atts:** 12, vs. Savannah St. (11/27/18)
- 3FG Made:** 2, 2x, last vs. Savannah St. (11/27/18)
- 3FG Atts:** 5, 3x, last vs. Savannah St. (11/27/18)
- FT Made:** 4, vs. Savannah St. (11/27/18)
- FT Atts:** 4, vs. Savannah St. (11/27/18)
- Rebounds:** 13, vs. Savannah St. (11/27/18)
- Assists:** 4, at USC (11/11/18)
- Turnovers:** 3, vs. Savannah St. (11/27/18)
- Blocks:** 2, 2x, last vs. Middle Tennessee (12/5/18)
- Steals:** 3, vs. Savannah St. (11/27/18)
- Minutes:** 29, vs. Savannah St. (11/27/18)

CAREER HIGHS

- Points:** 20, vs. Savannah St. (11/27/18)
- FG Made:** 7, vs. Savannah St. (11/27/18)
- FG Atts:** 12, vs. Savannah St. (11/27/18)
- 3FG Made:** 2, 2x, last vs. Savannah St. (11/27/18)
- 3FG Atts:** 5, 3x, last vs. Savannah St. (11/27/18)
- FT Made:** 4, vs. Savannah St. (11/27/18)
- FT Atts:** 4, vs. Savannah St. (11/27/18)
- Rebounds:** 13, vs. Savannah St. (11/27/18)
- Assists:** 4, at USC (11/11/18)
- Turnovers:** 3, vs. Savannah St. (11/27/18)
- Blocks:** 2, 2x, last vs. Middle Tennessee (12/5/18)
- Steals:** 3, vs. Savannah St. (11/27/18)
- Minutes:** 29, vs. Savannah St. (11/27/18)

NESMITH NOTEBOOK

- ✪ Posted career highs in points (20) and rebounds (13) in win over Savannah State.
- ✪ Scored 10 points, four rebounds, and four assists in win at USC.
- ✪ Nesmith posted a stellar career at Porter Gaud High School in Charleston, S.C., where he was named the state's Gatorade Player of the Year as a senior while leading his Porter Gaud teams to three straight South Carolina state titles and scoring 2,000 career points.
- ✪ One of the class of 2018's top shooters.
- ✪ Averaged 21 points, 4.5 rebounds and 1.8 assists per game as a senior...Scored 2,067 career points and was named Most Outstanding Player at both the Chick-fil-A Classic, where he made nine three pointers, and the Rotary Roundball holiday tournament.
- ✪ Three-time South Carolina Independent School Association 3A Player of the Year...Three-time honoree as All-Lowcountry player of the year by the Charleston Post and Courier.
- ✪ Aaron Joshua Nesmith...October 16, 1999...Son of Benard and Erine Nesmith...Has one brother, Eddie...Undecided in major...Advice to young people: "Always work hard and give that little extra effort when your peers are not."

NESMITH GAME-BY-GAME (FRESHMAN)

Opponent	M	FG-A	3P-A	FT-A	Reb	PF	A	T	B	S	PTS
N6 Winthrop	17	1-4	1-4	1-1	2	2	1	2	0	0	4
N11 @USC	21	3-6	2-5	2-2	4	2	4	0	0	0	10
N16 Alcorn State	24	2-8	1-5	2-2	7	3	1	0	1	1	7
N19 Liberty	12	0-0	0-0	2-2	4	1	0	1	0	0	2
N23 Kent State	23	1-5	1-3	2-3	6	4	2	1	0	1	5
N27 Savannah State	29	7-12	2-5	4-4	13	4	3	3	2	3	20
D1 vs. N.C. State	25	3-6	1-4	2-2	5	4	1	1	1	1	9
D5 Middle Tennessee	26	3-4	1-2	2-2	8	1	2	0	2	1	9
D17 Arizona State											
D22 vs. Kansas State											
D29 Tennessee State											
D31 UNC Asheville											
J5 Ole Miss											
J9 @Georgia											
J12 @Kentucky											
J16 South Carolina											
J19 Mississippi State											
J23 Tennessee											
J26 @Oklahoma											
J29 Kentucky											
F2 @Missouri											
F5 @Arkansas											
F9 Alabama											
F13 @Florida											
F16 Auburn											
F19 @Tennessee											
F23 @Alabama											
F27 Florida											
M2 @Texas A&M											
M6 Arkansas											
M9 @LSU											

Nesmith's Overall Statistics at Vanderbilt

Year	GP	GS	Min	Avg	FG	FGA	Pct	3FG	3FGA	Pct	FT	FTA	Pct	Off	Def	Tot	Avg	PF	FO	Ast	TO	Blk	Stl	Pts	Avg
2018-19	8	0	177	22.1	20	45	.444	9	28	.321	17	18	.944	7	42	49	6.1	21	0	14	8	6	7	66	8.3
TOTAL	8	0	177	22.1	20	45	.444	9	28	.321	17	18	.944	7	42	49	6.1	21	0	14	8	6	7	66	8.3



MATT RYAN

32

Junior, Forward
6'8" 209 lbs.
Cortlandt Manor, N.Y.
Notre Dame/Iona Prep

SEASON HIGHS

- Points:** 16, vs. Winthrop (11/6/18)
- FG Made:** 5, vs. Winthrop (11/6/18)
- FG Atts:** 12, vs. Winthrop (11/6/18)
- 3FG Made:** 4, 2x, last vs. Alcorn St. (11/16/18)
- 3FG Atts:** 11, vs. Winthrop (11/6/18)
- FT Made:** 2, 3x, last vs. N.C. State (12/1/18)
- FT Atts:** 3, vs. Winthrop (11/6/18)
- Rebounds:** 7, vs. Liberty (11/19/18)
- Assists:** 4, vs. Alcorn St. (11/16/18)
- Turnovers:** 3, 2x, last vs. N.C. State (12/1/18)
- Blocks:** 1, vs. Winthrop (11/6/18)
- Steals:** 1, vs. N.C. State (12/1/18)
- Minutes:** 31, vs. Kent St. (11/23/18)

CAREER HIGHS

- Points:** 23, vs. Chicago State (11/26/16)
- FG Made:** 8, vs. Chicago State (11/26/16)
- FG Atts:** 15, vs. Chicago State (11/26/16)
- 3FG Made:** 7, vs. Chicago State (11/26/16)
- 3FG Atts:** 14, vs. Chicago State (11/26/16)
- FT Made:** 4, vs. Georgia Tech (1/13/15)
- FT Atts:** 4, 2x, last vs. Georgia Tech (1/13/15)
- Rebounds:** 7, vs. Liberty (11/19/18)
- Assists:** 4, vs. Alcorn St. (11/16/18)
- Turnovers:** 3, vs. Savannah St. (11/27/18)
- Blocks:** 3, vs. Indiana (12/19/15)
- Steals:** 2, at Duke (1/16/16)
- Minutes:** 31, vs. Kent St. (11/23/18)

RYAN NOTEBOOK

- ✦ Seventh in SEC in three's made (2.4) and 10th in 3FG % (.396).
- ✦ Made four threes in a game for the second time this season against Alcorn State; also added career-high four assists; had career-high seven rebounds vs. Liberty.
- ✦ Sat out the 2017-18 season after transferring from Notre Dame, where he played in 72 games and participated in two NCAA tournaments, including an Elite Eight as a freshman in 2015-16.
- ✦ Has shot 39.8% from three in his two-year college career.
- ✦ Played in all 36 games as a sophomore at Notre Dame and averaged 3.6 points per game.
- ✦ Came off the bench in the ACC semifinal victory over Florida State to score 11 points on 3-of-4 shooting from three point range.
- ✦ Scored 17 points on 5-of-7 shooting from three-point range, while collecting a season-high five rebounds, in a victory over North Carolina A&T.
- ✦ Hit first five 3FG attempts and eventually finished 7-14 from three-point range with a career-high 23 points vs. Chicago State
- ✦ Born in White Plains, New York... Son of Richard and Laurie Ryan, along with older sister, Mikela and younger brother, Michael... Was a member of National Honor Society, National Latin Honor Society and National Italian Honor Society in high school... Majoring in Economics.

RYAN GAME-BY-GAME (JUNIOR)

Opponent	M	FG-A	3P-A	FT-A	Reb	PF	A	T	B	S	PTS
N6 Winthrop*	30	5-12	4-11	2-3	2	2	1	0	1	0	16
N11 @USC*	26	1-6	1-4	1-2	5	2	2	1	0	0	4
N16 Alcorn State*	21	4-8	4-7	0-0	2	2	4	1	0	0	12
N19 Liberty*	28	4-9	2-5	0-0	7	3	0	1	0	0	10
N23 Kent State*	31	3-5	2-4	0-0	5	0	2	0	0	0	8
N27 Savannah State*	20	3-8	3-8	2-2	3	0	3	3	0	0	11
D1 vs. N.C. State*	21	3-9	1-5	2-2	5	0	0	3	0	1	9
D5 Middle Tennessee*	21	3-5	2-4	1-1	0	0	2	1	0	0	9
D17 Arizona State											
D22 vs. Kansas State											
D29 Tennessee State											
D31 UNC Asheville											
J5 Ole Miss											
J9 @Georgia											
J12 @Kentucky											
J16 South Carolina											
J19 Mississippi State											
J23 Tennessee											
J26 @Oklahoma											
J29 Kentucky											
F2 @Missouri											
F5 @Arkansas											
F9 Alabama											
F13 @Florida											
F16 Auburn											
F19 @Tennessee											
F23 @Alabama											
F27 Florida											
M2 @Texas A&M											
M6 Arkansas											
M9 @LSU											

Year	GP	GS	Min	Avg	FG	FGA	Pct	3FG	3FGA	Pct	FT	FTA	Pct	Off	Def	Tot	Avg	PF	FO	Ast	TO	Blk	Stl	Pts	Avg
2015-16*	36	4	521	14.5	60	144	.417	46	123	.374	19	24	.792	4	56	60	1.7	55	0	18	6	3	9	185	5.1
2016-17*	36	0	286	7.9	43	99	.434	36	83	.434	9	10	.900	6	26	32	0.9	29	0	14	13	1	6	131	3.6
2018-19	8	8	199	24.9	26	62	.419	19	48	.396	8	10	.800	5	24	29	3.6	9	0	14	10	1	1	79	9.9
TOTAL	80	12	1006	12.6	129	305	.423	101	254	.398	36	44	.818	15	106	121	1.5	93	0	46	29	5	16	395	4.9



SIMISOLA SHITTU

11

Freshman, Forward
6'10" 240 lbs.
Burlington, Ontario
Vermont Academy

SEASON HIGHS

- Points:** 20, 2x, last vs. Kent St. (11/23/18)
- FG Made:** 9, vs. Alcorn St. (11/16/18)
- FG Atts:** 15, vs. Kent St. (11/23/18)
- 3FG Made:** 0, vs. Winthrop (11/6/18)
- 3FG Atts:** 3, vs. Middle Tennessee (12/5/18)
- FT Made:** 6, vs. Winthrop (11/6/18)
- FT Atts:** 9, vs. Winthrop (11/6/18)
- Rebounds:** 15, at USC (11/11/18)
- Assists:** 5, vs. Savannah St. (11/27/18)
- Turnovers:** 5, 2x, last vs. Savannah St. (11/23/18)
- Blocks:** 3, 2x, last vs. N.C. State (12/1/18)
- Steals:** 3, at USC (11/11/18)
- Minutes:** 33, vs. N.C. State (12/1/18)

CAREER HIGHS

- Points:** 20, 2x, last vs. Kent St. (11/23/18)
- FG Made:** 9, vs. Alcorn St. (11/16/18)
- FG Atts:** 15, vs. Kent St. (11/23/18)
- 3FG Made:** 0, vs. Winthrop (11/6/18)
- 3FG Atts:** 3, vs. Middle Tennessee (12/5/18)
- FT Made:** 6, vs. Winthrop (11/6/18)
- FT Atts:** 9, vs. Winthrop (11/6/18)
- Rebounds:** 15, at USC (11/11/18)
- Assists:** 5, vs. Savannah St. (11/27/18)
- Turnovers:** 5, 2x, last vs. Kent St. (11/27/18)
- Blocks:** 3, 2x, last vs. N.C. State (12/1/18)
- Steals:** 3, at USC (11/11/18)
- Minutes:** 33, vs. N.C. State (12/1/18)

SHITTU NOTEBOOK

- ☛ Scored a career-high 20 points in win over Alcorn St.; also scored 20 points vs. Kent State.
- ☛ Eighth in the SEC in scoring (15.9), sixth in rebounding (7.8), seventh in defensive rebounding (5.6). He also is third in field goal percentage (.563)
- ☛ Tallied double-doubles in first two games as a collegiate, including a 14-point, 15-rebound effort at USC.
- ☛ Shittu, from Burlington, Ont. and the Vermont Academy, signed his National Letter of Intent with the Commodores in November in 2017. A consensus five-star forward/center Shittu is considered one of the best frontcourt prospects to enter college basketball this season.
- ☛ Averaged 20 points, 10 rebounds and 3 assists per game on the spring and summer AAU circuit for CIA Bounce.
- ☛ Was named a McDonald's All-American in 2018, Vanderbilt's second honoree in the class of 2018 (point guard Darius Garland).
- ☛ Also a Jordan Brand honoree.
- ☛ Averaged 19.9 points and 12.7 rebounds per game for Vermont Academy in 2016-17.
- ☛ Ranked seventh-best prospect in the class of 2018 and the number-one ranked power forward by Rivals.com.
- ☛ Oluwasimisola Shittu...November 7, 1999...Son of Adesoji and Omena Shittu...Has one brother, Tayo...Undecided in major...Advice to young people: "If you put in the work, everything will take care of itself."

SHITTU GAME-BY-GAME (FRESHMAN)

Opponent	M	FG-A	3P-A	FT-A	Reb	PF	A	T	B	S	PTS
N6 Winthrop*	32	6-12	0-1	6-9	10	3	1	1	2	2	18
N11 @USC*	26	5-12	0-0	4-7	15	5	3	3	1	3	14
N16 Alcorn State*	25	9-11	0-0	2-3	6	0	0	0	3	0	20
N19 Liberty*	28	3-5	0-0	2-5	8	4	0	2	0	0	8
N23 Kent State*	32	8-15	0-1	4-5	8	3	3	5	0	0	20
N27 Savannah State*	19	6-7	0-1	5-6	3	2	5	5	0	0	17
D1 vs. N.C. State*	33	6-12	0-2	3-5	6	3	2	3	3	1	15
D5 Middle Tennessee*	21	6-13	0-3	3-4	6	3	0	2	0	1	15
D17 Arizona State											
D22 vs. Kansas State											
D29 Tennessee State											
D31 UNC Asheville											
J5 Ole Miss											
J9 @Georgia											
J12 @Kentucky											
J16 South Carolina											
J19 Mississippi State											
J23 Tennessee											
J26 @Oklahoma											
J29 Kentucky											
F2 @Missouri											
F5 @Arkansas											
F9 Alabama											
F13 @Florida											
F16 Auburn											
F19 @Tennessee											
F23 @Alabama											
F27 Florida											
M2 @Texas A&M											
M6 Arkansas											
M9 @LSU											

Shittu's Overall Statistics at Vanderbilt

Year	GP	GS	Min	Avg	FG	FGA	Pct	3FG	3FGA	Pct	FT	FTA	Pct	Off	Def	Tot	Avg	PF	FO	Ast	TO	Blk	Stl	Pts	Avg
2018-19	8	8	216	27.0	49	87	.563	0	8	.000	29	44	.659	17	45	62	7.8	23	1	14	21	8	7	127	15.9
TOTAL	8	8	216	27.0	49	87	.563	0	8	.000	29	44	.659	17	45	62	7.8	23	1	14	21	8	7	127	15.9



JOE TOYE

2

Senior, Guard
6'7" 210 lbs.
Chicago, Ill.
Whitney Young HS

SEASON HIGHS

- Points:** 16, at USC (11/11/18)
- FG Made:** 6 vs. Kent St. (11/23/18)
- FG Atts:** 11, vs. Kent St. (11/23/18)
- 3FG Made:** 3, 2x, last vs. Savannah St. (11/27/18)
- 3FG Atts:** 6, vs. Alcorn St. (11/16/18)
- FT Made:** 5, 2x, last vs. Alcorn St. (11/16/18)
- FT Atts:** 6, 2x, last vs. Alcorn St. (11/16/18)
- Rebounds:** 9, at USC (11/11/18)
- Assists:** 3, vs. Winthrop (11/6/18)
- Turnovers:** 3, vs. Middle Tennessee (12/5/18)
- Blocks:** 3, at USC (11/11/18)
- Steals:** 1, 5x, last vs. Middle Tennessee (12/5/18)
- Minutes:** 31, 3x, last vs. Kent St. (11/23/18)

CAREER HIGHS

- Points:** 18, vs. Texas A&M (3/9/17)
- FG Made:** 7, at Kentucky (1/30/18)
- FG Atts:** 18, vs. Arizona State (12/17/17)
- 3FG Made:** 5, vs. Texas A&M (3/9/17)
- 3FG Atts:** 8, vs. Texas A&M (3/9/17)
- FT Made:** 6, 6, 2x, last at Kentucky (2/28/17)
- FT Atts:** 7, vs. Texas A&M (2/16/17)
- Rebounds:** 9, at USC (11/11/18)
- Assists:** 4, 3x, last vs. Miss. State (2/14/18)
- Turnovers:** 4, vs. Florida (3/10/17)
- Blocks:** 3, at USC (11/11/18)
- Steals:** 2, 3x, last vs. Radford (11/28/17)
- Minutes:** 38, vs. Florida (3/10/17)

TOYE NOTEBOOK

- ✪ Scored in double figures in three consecutive games to start his senior season and five games this year.
- ✪ Played in all 32 games and made nine starts as a junior in 2017-18.
- ✪ Tallied a season-high 16 points on two occasions this season (at Kentucky, vs. Miss. State); tied career-highs with six rebounds and four assists against Miss. State.
- ✪ His dunk against Mississippi State on Feb. 14 was named #1 play on SportsCenter's Top 10.
- ✪ Scored 13 points, including two game-clinching free throws, vs. Florida (2/17).
- ✪ Played in all 35 games and started 13 in 2016-17. Averaged 6.4 points and 2.6 rebounds in 2016-17.
- ✪ Tallied career high 18 points in win over Texas A&M at SEC Tournament.
- ✪ Scored a then career-high 15 points at Kentucky.
- ✪ Played in 30 games in 2015-16 and averaged 3.6 points and 1.2 rebounds per game. Scored in double figures in three games.
- ✪ Tied a career high with 10 points against Tennessee at SEC Tournament. Made a career-high three three's in a career-best 23 minutes of action. Also scored 10 points in First Four game vs. Wichita State.
- ✪ Was ranked as the sixth-best player in the state of Illinois and a four-star prospect by ESPN, and was also ranked as the 113th-best prospect in the nation by Rivals.com.
- ✪ Toye and his twin sister Elizabeth are both Division I basketball players - Elizabeth plays for Florida International.
- ✪ Attended Whitney Young High School in Chicago, where he was named as a First-Team All-City selection.
- ✪ Averaged 18.0 points, 7.0 rebounds, 2.0 assists, 2.0 steals, and 1.5 blocks as a senior.
- ✪ Chose the Commodores over Iowa, Memphis, Creighton, Bradley, UIC, and Missouri.
- ✪ Recipient of the Edie and David Johnson Family Basketball Scholarship.
- ✪ Advice to youngsters: "Don't let negative influences in your life."

TOYE GAME-BY-GAME (SENIOR)

Opponent	M	FG-A	3P-A	FT-A	Reb	PF	A	T	B	S	PTS
N6 Winthrop*	29	4-7	2-5	2-2	6	3	3	0	0	0	12
N11 @USC*	31	4-10	3-5	5-6	9	0	1	1	3	1	16
N16 Alcorn State*	25	4-9	1-6	5-6	4	1	0	1	2	1	14
N19 Liberty*	31	1-4	1-3	1-2	2	1	1	0	0	1	4
N23 Kent State*	31	6-11	0-4	3-5	6	2	1	2	1	0	15
N27 Savannah State*	13	5-6	3-3	0-0	2	3	1	0	1	1	13
D1 vs. N.C. State*	26	0-6	0-4	1-2	1	2	0	0	1	0	1
D5 Middle Tennessee*	22	2-3	0-0	2-2	3	3	0	3	0	1	6
D17 Arizona State											
D22 vs. Kansas State											
D29 Tennessee State											
D31 UNC Asheville											
J5 Ole Miss											
J9 @Georgia											
J12 @Kentucky											
J16 South Carolina											
J19 Mississippi State											
J23 Tennessee											
J26 @Oklahoma											
J29 Kentucky											
F2 @Missouri											
F5 @Arkansas											
F9 Alabama											
F13 @Florida											
F16 Auburn											
F19 @Tennessee											
F23 @Alabama											
F27 Florida											
M2 @Texas A&M											
M6 Arkansas											
M9 @LSU											

Toye's Overall Statistics at Vanderbilt

Year	GP	GS	Min	Avg	FG	FGA	Pct	3FG	3FGA	Pct	FT	FTA	Pct	Off	Def	Tot	Avg	PF	FO	Ast	TO	Blk	Stl	Pts	Avg
2015-16	30	0	257	8.6	37	74	.500	9	21	.429	25	39	.641	7	30	37	1.2	28	0	10	13	2	6	108	3.6
2016-17	35	13	739	21.1	70	175	.400	31	78	.397	53	78	.679	21	71	92	2.6	70	2	38	44	5	14	224	6.4
2017-18	32	9	602	18.8	68	170	.400	20	76	.263	27	44	.614	17	48	65	2.0	66	3	26	42	9	9	183	5.7
2018-19	8	8	208	26.0	26	56	.464	10	30	.333	19	25	.760	5	28	33	4.1	15	0	7	7	5	5	81	10.1
TOTAL	105	30	1806	17.2	201	475	.423	70	205	.341	124	186	.667	50	177	227	2.2	179	5	81	106	21	34	596	5.7

Toye's SEC Statistics at Vanderbilt

Year	GP	GS	Min	Avg	FG	FGA	Pct	3FG	3FGA	Pct	FT	FTA	Pct	Off	Def	Tot	Avg	PF	FO	Ast	TO	Blk	Stl	Pts	Avg
2015-16	17	0	100	5.9	11	27	.407	2	9	.222	9	13	.692	2	11	13	0.8	9	0	3	8	1	3	33	1.9
2016-17	18	9	422	23.4	42	102	.412	19	46	.413	29	45	.644	10	41	51	2.8	45	2	22	25	2	8	132	7.3
2017-18	18	1	327	18.2	39	87	.448	13	38	.342	14	21	.667	8	26	34	1.9	46	2	12	17	1	4	105	5.8
TOTAL	53	10	849	16.0	92	216	.426	34	93	.366	52	79	.658	20	78	98	1.8	100	4	37	50	4	15	270	5.1



YANNI WETZELL

1

Junior, Forward/Center
6'10" 240 lbs.
Auckland, N.Z.
St. Mary's (Texas)

SEASON HIGHS

- Points:** 15, vs. Savannah St. (11/27/18)
- FG Made:** 5, vs. Savannah St. (11/27/18)
- FG Atts:** 7, vs. Savannah St. (11/27/18)
- 3FG Made:** 2, vs. Savannah St. (11/27/18)
- 3FG Atts:** 3, vs. N.C. State (12/1/18)
- FT Made:** 3, vs. Savannah St. (11/27/18)
- FT Atts:** 4, vs. Savannah St. (11/27/18)
- Rebounds:** 7 vs. Savannah St. (11/27/18)
- Assists:** 2, vs. Savannah St. (11/27/18)
- Turnovers:** 4, vs. Middle Tennessee (12/5/18)
- Blocks:** 1, 2x, last vs. Savannah St. (11/27/18)
- Steals:** 2, vs. Middle Tennessee (12/5/18)
- Minutes:** 23, vs. Savannah St. (11/27/18)

CAREER HIGHS

- Points:** 29, 2x, last vs. Newman (2/23/17)
- FG Made:** 11, 3x, last vs. Panhandle St. (2/25/17)
- FG Atts:** 19, vs. Panhandle St. (2/25/17)
- 3FG Made:** 4, vs. Midwestern St. (11/19/16)
- 3FG Atts:** 4, vs. Midwestern St. (11/19/16)
- FT Made:** 12, vs. Okla. Christian (2/9/17)
- FT Atts:** 13, vs. Okla. Christian (2/9/17)
- Rebounds:** 13, vs. UA-Fort Smith (1/7/16)
- Assists:** 5, vs. Okla. Christian (2/9/17)
- Turnovers:** 9, vs. Rogers St. (1/28/17)
- Blocks:** 3, 2x, last vs. Tex. A&M Int'l (1/14/17)
- Steals:** 3, 2x, last vs. Rogers St. (1/28/17)
- Minutes:** 42, vs. Rogers St. (12/17/16)

WETZELL NOTEBOOK

- ✪ Tallied Commodore-best 15 points and seven rebounds in win over Savannah State.
- ✪ Sat out the 2017-18 season after transferring from St. Mary's (Texas), where he played in 59 games.
- ✪ Named to the All-Heartland Conference Second Team as a sophomore after averaging 15.5 points and 6.8 rebounds per game. Shot 40.9% from three for the season and 42% from three in his two-year career.
- ✪ Played and started in all 30 games for St. Mary's University as a sophomore.
- ✪ Scored a season-high 29-point effort against Newman and a 28-point effort against Panhandle State... Scored 20 or more points in six games as a sophomore and posted six double-doubles.
- ✪ Named Heartland Conference Freshman of the Year in 2015-16.
- ✪ Was a tennis player in high school, and did not begin playing basketball until he was 17.
- ✪ Starred under head coach Carl Stent at Westlake High School in New Zealand, earning the Most Improved Player as a senior. Helped his team to a No. 2 national rank. Also played for the U19 New Zealand National Team, finishing ranked No. 2.

WETZELL GAME-BY-GAME (JUNIOR)

Opponent	M	FG-A	3P-A	FT-A	Reb	PF	A	T	B	S	PTS
N6 Winthrop	4	0-0	0-0	0-0	0	0	0	2	0	0	0
N11 @USC	7	1-1	0-0	0-2	1	2	0	1	1	1	2
N16 Alcorn State	10	1-3	0-0	0-0	1	0	0	0	0	0	2
N19 Liberty	4	0-1	0-0	0-0	0	0	0	1	0	1	0
N23 Kent State	11	1-1	0-0	0-0	2	2	0	1	0	0	2
N27 Savannah State	23	5-7	2-2	3-4	7	1	2	2	1	1	15
D1 vs. N.C. State	13	1-5	0-3	0-2	3	2	0	0	0	0	2
D5 Middle Tennessee	17	1-3	1-2	2-2	3	1	1	4	1	2	5
D17 Arizona State											
D22 vs. Kansas State											
D29 Tennessee State											
D31 UNC Asheville											
J5 Ole Miss											
J9 @Georgia											
J12 @Kentucky											
J16 South Carolina											
J19 Mississippi State											
J23 Tennessee											
J26 @Oklahoma											
J29 Kentucky											
F2 @Missouri											
F5 @Arkansas											
F9 Alabama											
F13 @Florida											
F16 Auburn											
F19 @Tennessee											
F23 @Alabama											
F27 Florida											
M2 @Texas A&M											
M6 Arkansas											
M9 @LSU											

Year	GP	GS	Min	Avg	FG	FGA	Pct	3FG	3FGA	Pct	FT	FTA	Pct	Off	Def	Tot	Avg	PF	FO	Ast	TO	Blk	Stl	Pts	Avg
2015-16*	29	29	728	25.1	140	264	.530	3	6	.500	55	87	.632	65	97	162	5.6	99	5	25	84	8	10	338	11.7
2016-17*	30	30	939	31.3	170	339	.501	18	44	.409	106	159	.667	67	137	204	6.8	82	3	45	95	18	24	464	15.5
2018-19	8	0	89	11.1	10	21	.476	3	7	.429	5	10	.500	3	14	17	2.1	8	0	3	11	2	4	28	3.5
TOTAL	67	59	1756	26.2	320	624	.513	24	57	.421	166	256	.648	135	248	383	5.7	189	8	73	190	28	38	830	12.4