



Vanderbilt (7-2) vs. Kansas State (8-2)
Kansas City, Mo. - Sprint Center - 6:00 p.m. CT
TV: ESPN2

TV Talent: Dave LaMont (pxp), Jon Sundvold (analyst)
Radio: Vanderbilt Radio Network from IMG College, vucommodores.com
Radio Talent: Joe Fisher (pxp), Tim Thompson (analyst)
Satellite Radio: XM 380
Live Stats: vucommodores.com
Twitter Updates: @VandyMBB

Vanderbilt Athletic Communications

2601 Jess Neely Drive, Nashville, TN 37212
phone: 615-322-4121
www.vucommodores.com

VANDERBILT SCHEDULE/RESULTS

NOVEMBER						
Date	VU	Opp	Opponent	Time/Result	TV/Rec.	
Nov. 6	-	-	Winthrop	W, 92-79	1-0	
Nov. 11	-	-	USC	W, 82-78	2-0	
Nov. 16	RV	-	Alcorn State	W, 79-54	3-0	
Nov. 19	RV	-	Liberty	W, 79-70	4-0	
Nov. 23	RV	-	Kent State	L, 75-77	4-1	
Nov. 27	-	-	Savannah St.	W, 120-85	5-1	
DECEMBER						
Date	VU	Opp	Opponent	Time	TV/Rec.	
Dec. 1	-	-	N.C. State	L, 65-80	5-2	
Dec. 5	-	-	Middle Tenn.	W, 79-51	6-2	
Dec. 17	-	18/19	Arizona St.	W, 81-65	7-2	
Dec. 22	-	-	Kansas St.	6 pm	ESPN2	
Dec. 29	-	-	Tenn. St.	12:30 pm	SECN+	
Dec. 31	-	-	UNC Asheville	1 pm	SECN+	
JANUARY						
Date	VU	Opp	Opponent	Time	TV/Rec.	
Jan. 5	-	-	Ole Miss*	7:30 pm	SECN	
Jan. 9	-	-	Georgia*	5:30 pm	SECN	
Jan. 12	-	-	Kentucky*	7:30 pm	SECN	
Jan. 16	-	-	S. Carolina*	6 pm	SECN	
Jan. 19	-	-	Miss. State*	7:30 pm	SECN	
Jan. 23	-	-	Tennessee*	6 pm	ESPN2/U	
Jan. 26	-	-	Oklahoma&	3 pm	ESPN/2	
Jan. 29	-	-	Kentucky*	8 pm	ESPN/2	
FEBRUARY						
Date	VU	Opp	Opponent	Time	TV/Rec.	
Feb. 2	-	-	Missouri*	7:30 pm	SECN	
Feb. 5	-	-	Arkansas*	8 pm	SECN	
Feb. 9	-	-	Alabama*	7:30 pm	SECN	
Feb. 13	-	-	Florida*	8 pm	ESPN2/ESPN	
Feb. 16	-	-	Auburn*	11 am	ESPN/2/U	
Feb. 19	-	-	Tennessee*	6 pm	ESPN/2/U	
Feb. 23	-	-	Alabama*	5 pm	ESPN/2/U	
Feb. 27	-	-	Florida*	8 pm	SECN	
MARCH						
Date	VU	Opp	Opponent	Time	TV/Rec.	
Mar. 2	-	-	Texas A&M*	5 pm	SECN	
Mar. 6	-	-	Arkansas*	7:30 pm	SECN	
Mar. 9	-	-	LSU*	7:30 pm	SECN	

ALL TIMES CENTRAL

RANKINGS: AP/ESPN *SEC GAME; #NIT Season Tip-Off, Nashville, Tenn.; %SEC/Big 12 Challenge; ^SEC Tournament, St. Louis, Mo.

GAME INFORMATION

 <p>2018-19 Record: 7-2 Head Coach: Bryce Drew Career Record: 162-87 (7) VU Record: 38-38 (3)</p> <p>2018-19 LEADERS Points: Simisola Shittu (15.1) Rebounds: Simisola Shittu (7.7) Assists: Saben Lee (3.8) Blocks: Clevon Brown (1.6)</p>	<p>SERIES INFORMATION</p> <p>Series Record: Kansas State leads, 6-4 Last Meeting: KSU win, 84-79, on 12/3/17 in Nashville. Record at Vanderbilt: Series tied, 3-3 Record at Kansas St.: KSU leads, 3-0 Record at Neutral Site: VU leads, 1-0 Coach Drew vs. K State: Coach Drew is 0-1 vs. Kansas State.</p>	 <p>2018-19 Record: 8-2 Head Coach: Bruce Weber Career Record: 446-237 (21) KSU Record: 133-82 (7)</p> <p>2018-19 LEADERS Points: Barry Brown (14.3) Rebounds: Dean Wade (7.8) Assists: Kamau Stokes (3.1) Blocks: Makol Mawien (0.7)</p>
--	--	--

QUICK HITTERS

- ★ The Commodores won their second consecutive game after defeating #18/19 Arizona State, 81-65, Monday night at Memorial Gym. Five Vanderbilt players scored in double figures, with guard Saben Lee leading the way with 14 points. Aaron Nesmith (13), Yanni Weitzell (12), Matt Ryan (11), and Joe Toye (11) also scored in double figures. The Commodores limited Arizona State to their lowest field goal percentage of the season (32.3%), and it was the third time this season Vanderbilt has had a game with five players in double figures.
- ★ The win snapped an eight-game losing streak to ranked opponents, dating back to a 72-62 overtime win over 17th-ranked Florida at the 2017 SEC Tournament (3/10/17) at Bridgestone Arena.
- ★ In Vanderbilt's last two wins, the Commodores are outscoring opponents by an average of 22 points, limiting opponents to 33.9% from the floor and 23.7% from three and a scoring average of 58.0 points per game.
- ★ Nine Commodores have scored in double figures in a game so far this season.
- ★ The game with the Wildcats is the second for the Commodores on a neutral floor this season. Vanderbilt dropped their previous neutral-site game against North Carolina State in Miami, Fla. on December 1.
- ★ Freshman point guard Darius Garland, a five-star recruit and a 2018 McDonald's All-American, was lost for the season after suffering a meniscus injury in his left knee against Kent State on November 23. He suffered the injury two minutes into the game against the Golden Flashes. Garland was named the SEC's Freshman of the Week in the opening week of the year after averaging 21.5 points per game in two Commodore wins over Winthrop and USC.
- ★ Sophomore Saben Lee has stepped in as the team's starting point guard in Garland's absence.
- ★ On November 27, the Commodores scored 120 points against Savannah State, the most by a Vanderbilt team since December 22, 1970, when Vanderbilt scored a program-best 130 points in a win over Ole Miss (130-112).
- ★ Joe Toye scored in double figures in three straight games for the first time of his four-year career in the first three games of the 2018-19 season and has double-digit points in six games this season. Toye is the team's lone senior.
- ★ Vanderbilt won their 800th career game at Memorial Gym against Arizona State on December 17. Memorial Gym, which opened in 1952, is the oldest basketball arena in the SEC.
- ★ As of December 20, Shittu is 12th in the SEC in scoring (15.1), sixth in rebounding (7.7), fifth in defensive rebounding (5.8). He also fourth in field goal percentage (.546). Saben Lee is 10th in assists (3.8) and Matt Ryan is eighth in three's made (2.3) and 10th in 3FG % (.368).
- ★ Vanderbilt won its first road game of the season at USC, the first time the Commodores have had a season-opening road win since a 72-70 win over St. Mary's on November 20, 2009.
- ★ As of Dec. 20, the Commodores rank in the top five in the SEC in scoring (3rd, 83.6 ppg), scoring margin (5th, +12.6), FG% (5th, .475), FG% defense (3rd, .303), and 3FG made (5th, 8.5).
- ★ Garland scored the most points by a Vanderbilt freshman in his collegiate debut (24 points) since Phil Cox scored 30 against Duke in 1981. He also tied Savion Flagg of Texas A&M for the most points scored for an SEC team in their opening game of the season.
- ★ Shittu's double-double in the season-opener was the first by a Commodore freshman in a season opener since Ted Young tallied 18 points and 11 rebounds against Rice in 1979.
- ★ According to KenPom, the Commodores rank 312th in the nation in terms of experience (1.19 years).
- ★ Head coach Bryce Drew, now in his third season, led the Commodores to the NCAA Tournament in his first season in Nashville, marking the first time in the history of the program a first-year Vanderbilt coach led his team to the tournament.
- ★ Redshirt sophomore forward Matthew Moyer, who transferred from Syracuse after the 2017-18 season, was granted immediate eligibility by the NCAA this season on November 15.



0		<p>SABEN LEE G ★ 6-2 ★ 183 ★ So. ★ Phoenix, Ariz.</p> <table border="1"> <thead> <tr> <th>PPG</th> <th>RPG</th> <th>APG</th> <th>SPG</th> <th>BPG</th> <th>MPG</th> </tr> </thead> <tbody> <tr> <td>12.0</td> <td>3.6</td> <td>3.8</td> <td>1.1</td> <td>0.0</td> <td>28.2</td> </tr> </tbody> </table>	PPG	RPG	APG	SPG	BPG	MPG	12.0	3.6	3.8	1.1	0.0	28.2	<p>NOTES: Leading returning scorer from 2017-18...Took over primary PG duties after Garland injury...Scored a season-high 17 points against Liberty...Scored in double figures 7 of 9 games this season...Currently 10th in SEC in assists ...Son of former FSU/NFL great Amp Lee.</p>	<p>CAREER HIGHS Pts. - 24, vs. Ariz. St. (12/17/17) Rebs. - 9, vs. TAMU (2/24/18) Ast. - 9, vs. TAMU (2/24/18) Min. - 38, vs. Ariz. St. (12/17/17)</p>
PPG	RPG	APG	SPG	BPG	MPG											
12.0	3.6	3.8	1.1	0.0	28.2											
1		<p>YANNI WETZELL F/C ★ 6-10 ★ 240 ★ Jr. ★ Auckland, N.Z.</p> <table border="1"> <thead> <tr> <th>PPG</th> <th>RPG</th> <th>APG</th> <th>SPG</th> <th>BPG</th> <th>MPG</th> </tr> </thead> <tbody> <tr> <td>4.4</td> <td>2.4</td> <td>0.4</td> <td>0.5</td> <td>0.3</td> <td>12.2</td> </tr> </tbody> </table>	PPG	RPG	APG	SPG	BPG	MPG	4.4	2.4	0.4	0.5	0.3	12.2	<p>NOTES: Scored Commodore-high of 15 points and added seven boards vs. Savannah St...Tallied 12 points in win over nationally-ranked Arizona State...Averaged 15.5 points and 6.8 rebounds in his final season at St. Mary's.</p>	<p>CAREER HIGHS Pts. - 29, vs. Newman (2/23/17) Rebs. - 12, vs. Newman (1/21/17) Ast. - 5, vs. Okla. Christian (2/9/17) Min. - 42, vs. Rogers St.(12/16/16)</p>
PPG	RPG	APG	SPG	BPG	MPG											
4.4	2.4	0.4	0.5	0.3	12.2											
2		<p>JOE TOYE G/F ★ 6-7 ★ 210 ★ Sr. ★ Chicago, Ill.</p> <table border="1"> <thead> <tr> <th>PPG</th> <th>RPG</th> <th>APG</th> <th>SPG</th> <th>BPG</th> <th>MPG</th> </tr> </thead> <tbody> <tr> <td>10.2</td> <td>3.9</td> <td>0.9</td> <td>0.6</td> <td>0.6</td> <td>25.7</td> </tr> </tbody> </table>	PPG	RPG	APG	SPG	BPG	MPG	10.2	3.9	0.9	0.6	0.6	25.7	<p>NOTES: Only senior on this year's roster...Tallied 15 points vs. Kent St...Scored 16 points in win at USC; also added a career-high nine rebounds...Scored in double figures in three straight games to start the season and six games this season, including 12 vs. ASU.</p>	<p>CAREER HIGHS Pts. - 18, vs. TAMU (3/9/17) Rebs. - 9, at USC (11/11/18) Ast. - 4, 2x, last vs. MSU (2/14/18) Min. - 38, vs. Florida (3/10/17)</p>
PPG	RPG	APG	SPG	BPG	MPG											
10.2	3.9	0.9	0.6	0.6	25.7											
3		<p>MAXWELL EVANS G ★ 6-2 ★ 192 ★ So. ★ Houston, Texas</p> <table border="1"> <thead> <tr> <th>PPG</th> <th>RPG</th> <th>APG</th> <th>SPG</th> <th>BPG</th> <th>MPG</th> </tr> </thead> <tbody> <tr> <td>6.9</td> <td>2.5</td> <td>1.1</td> <td>0.1</td> <td>0.1</td> <td>14.9</td> </tr> </tbody> </table>	PPG	RPG	APG	SPG	BPG	MPG	6.9	2.5	1.1	0.1	0.1	14.9	<p>NOTES: Played season-high 26 minutes and scored career-high 16 points against Savannah State ...Scored in double figures in two games this year...Played in 29 games and made 15 starts as a true freshman in 2017-18..</p>	<p>CAREER HIGHS Pts. - 16, vs. Savannah State (11/27/17) Rebs. - 9, at Arkansas (02/10/18) Ast. - 6, vs. USC (11/19/17) Min. - 32, vs. USC (11/19/17)</p>
PPG	RPG	APG	SPG	BPG	MPG											
6.9	2.5	1.1	0.1	0.1	14.9											
10		<p>DARIUS GARLAND G ★ 6-2 ★ 175 ★ Fr. ★ Nashville, Tenn.</p> <table border="1"> <thead> <tr> <th>PPG</th> <th>RPG</th> <th>APG</th> <th>SPG</th> <th>BPG</th> <th>MPG</th> </tr> </thead> <tbody> <tr> <td>16.2</td> <td>3.8</td> <td>2.6</td> <td>0.8</td> <td>0.4</td> <td>27.8</td> </tr> </tbody> </table>	PPG	RPG	APG	SPG	BPG	MPG	16.2	3.8	2.6	0.8	0.4	27.8	<p>NOTES: Injured meniscus vs. Kent St., out for the season...Scored a SEC-best 33 points against Liberty...Won SEC Freshman of the week honors in the two VU wins... Named a 2018 McDonald's All-American...On 2018 Wooden and Naismith Award Watch Lists.</p>	<p>CAREER HIGHS Pts. - 33, vs Liberty (11/19/18) Rebs. - 7, vs. Alcorn St. (11/16/18) Ast. - 4, 3x, last vs Liberty (11/19/18) Min. - 37, vs. Liberty (11/19/18)</p>
PPG	RPG	APG	SPG	BPG	MPG											
16.2	3.8	2.6	0.8	0.4	27.8											
11		<p>SIMISOLA SHITTU F/C ★ 6-10 ★ 240 ★ Fr. ★ Burlington, Ont.</p> <table border="1"> <thead> <tr> <th>PPG</th> <th>RPG</th> <th>APG</th> <th>SPG</th> <th>BPG</th> <th>MPG</th> </tr> </thead> <tbody> <tr> <td>15.1</td> <td>7.7</td> <td>1.8</td> <td>0.9</td> <td>1.0</td> <td>28.1</td> </tr> </tbody> </table>	PPG	RPG	APG	SPG	BPG	MPG	15.1	7.7	1.8	0.9	1.0	28.1	<p>NOTES: Tallied double doubles in first two collegiate games against Winthrop and USC...Grabbed 15 boards at USC...Scored career-high 20 points vs. Alcorn and Kent State...6th in SEC in rebounding and 12th in scoring...Was named a McDonald's All-American in 2018.</p>	<p>CAREER HIGHS Pts. - 18, vs. Winthrop (11/6/18) Rebs. - 15, at USC (11/11/18) Ast. - 5, vs Savannah State (11/27/18) Min. - 32, vs. Winthrop (11/6/18)</p>
PPG	RPG	APG	SPG	BPG	MPG											
15.1	7.7	1.8	0.9	1.0	28.1											
13		<p>MATTHEW MOYER F ★ 6-8 ★ 217 ★ R-So. ★ Gahanna, Ohio</p> <table border="1"> <thead> <tr> <th>PPG</th> <th>RPG</th> <th>APG</th> <th>SPG</th> <th>BPG</th> <th>MPG</th> </tr> </thead> <tbody> <tr> <td>5.1</td> <td>4.0</td> <td>1.7</td> <td>0.2</td> <td>0.8</td> <td>16.6</td> </tr> </tbody> </table>	PPG	RPG	APG	SPG	BPG	MPG	5.1	4.0	1.7	0.2	0.8	16.6	<p>NOTES: Transferred from Syracuse...Granted immediate eligibility on Nov. 15...Scored most points as a Commodore against Middle Tennessee (14 points)...Played in 2017-18 after redshirting in 2016-17...Named the Conn. Gatorade POY as a senior at South Kent Prep.</p>	<p>CAREER HIGHS Pts. - 18, vs. UConn (12/5/17) Rebs. - 10, at Fla. St. (1/13/18) Ast. - 5, vs. Savannah State (11/27/18) Min. - 36, vs. UConn (12/5/17)</p>
PPG	RPG	APG	SPG	BPG	MPG											
5.1	4.0	1.7	0.2	0.8	16.6											
15		<p>CLEVON BROWN F ★ 6-8 ★ 240 ★ Jr. ★ San Antonio, Texas</p> <table border="1"> <thead> <tr> <th>PPG</th> <th>RPG</th> <th>APG</th> <th>SPG</th> <th>BPG</th> <th>MPG</th> </tr> </thead> <tbody> <tr> <td>3.6</td> <td>2.8</td> <td>0.6</td> <td>0.5</td> <td>1.6</td> <td>15.8</td> </tr> </tbody> </table>	PPG	RPG	APG	SPG	BPG	MPG	3.6	2.8	0.6	0.5	1.6	15.8	<p>NOTES: Scored eight points in win at USC... Played 19 minutes vs. Winthrop in season opener, had six points, six rebounds and two blocks...Had three or more blocks in six career games, including four against Savannah State.</p>	<p>CAREER HIGHS Pts. - 13, vs. Austin Peay (11/10/17) Rebs. - 6, 2x, last at UF (12/30/17) Ast. - 2 vs NC State (12/01/18) Min. - 31, at UK (1/30/18)</p>
PPG	RPG	APG	SPG	BPG	MPG											
3.6	2.8	0.6	0.5	1.6	15.8											
24		<p>AARON NESMITH F ★ 6-6 ★ 213 ★ Fr. ★ Charleston, S.C.</p> <table border="1"> <thead> <tr> <th>PPG</th> <th>RPG</th> <th>APG</th> <th>SPG</th> <th>BPG</th> <th>MPG</th> </tr> </thead> <tbody> <tr> <td>8.8</td> <td>6.0</td> <td>1.8</td> <td>0.9</td> <td>0.8</td> <td>22.7</td> </tr> </tbody> </table>	PPG	RPG	APG	SPG	BPG	MPG	8.8	6.0	1.8	0.9	0.8	22.7	<p>NOTES: One of the class of 2018's top shooters...Posted career highs in points (20) and rebounds (13) in win over Savannah State...Tallied 13 points in win over ASU...Named the S.C. Gatorade Player of the Year as a senior...Scored over 2,000 career points at Porter Gaud High School.</p>	<p>CAREER HIGHS Pts. - 20, vs Savannah State (11/27/18) Rebs. - 13, vs Savannah State (11/27/18) Ast. - 4, at USC (11/11/18) Min. - 29, vs Savannah State (11/11/18)</p>
PPG	RPG	APG	SPG	BPG	MPG											
8.8	6.0	1.8	0.9	0.8	22.7											
32		<p>MATT RYAN F ★ 6-8 ★ 209 ★ Jr. ★ Cortlandt Manor, N.Y.</p> <table border="1"> <thead> <tr> <th>PPG</th> <th>RPG</th> <th>APG</th> <th>SPG</th> <th>BPG</th> <th>MPG</th> </tr> </thead> <tbody> <tr> <td>10.0</td> <td>3.3</td> <td>1.8</td> <td>0.1</td> <td>0.1</td> <td>24.8</td> </tr> </tbody> </table>	PPG	RPG	APG	SPG	BPG	MPG	10.0	3.3	1.8	0.1	0.1	24.8	<p>NOTES: Transfer from Notre Dame who transferred after 2016-17 season...Has now made four threes in two games at VU...Scored in double figures in four games this year...While at ND, the team advanced to the 2nd round (2017) and the Elite Eight (2016).</p>	<p>CAREER HIGHS Pts. - 23, vs. Chicago St. (11/26/16) Rebs. - 7, 2x last vs. Liberty (11/19/18) Ast. - 4, vs. Alcorn St. (11/16/18) Min. - 35, vs. Georgia Tech (1/13/16)</p>
PPG	RPG	APG	SPG	BPG	MPG											
10.0	3.3	1.8	0.1	0.1	24.8											

Ibas

Henry
Gene
Moe
Clarence

1,630
Wins

Suttons

Eddie
Scott
Sean

1,171
Wins

Drews

Homer
Scott
Bryce

1,124
Wins

All-Time Winningest Collegiate Coaching Families

The Drew family is now third on the all-time winningest collegiate coaching family in college basketball history with 1,124 wins.

- Homer Drew - 640**
(Bethel College - 252; IU-South Bend - 17; Valparaiso - 371)
- Scott Drew - 322**
(Valparaiso - 20; Baylor - 302)
- Bryce Drew - 162**
(Valparaiso - 124; Vanderbilt -38)

ABOUT KANSAS STATE

QUICK FACTS

LocationManhattan, Kan.
Founded 1863
Conference..... Big 12
Enrollment.....22,221
Nickname.....Wildcats
Colors.....Purple and White
Home Arena Bramlage Coliseum
Athletics Director.....Gene Taylor

Basketball Staff
Head Coach Bruce Weber
Career Record:446-237 (21)
Kansas State Record: 133-82 (7)
Assistant CoachesChris Lowery, Chester Frazier,
 Brad Korn

- ★ Kansas State enters the game with an 8-2 record after a 55-51 win over Southern Miss Wednesday night in Manhattan.
- ★ Barry Brown leads four players in double-figure scoring for the season with 14.3 points per game. Dean Wade (13.6), Xavier Sneed (11.8), and Kamau Stokes (10.1) also average double digits.
- ★ Saturday's meeting will be the second between the teams on a neutral floor. Vanderbilt won, 82-76, in the NIT Semifinals at Madison Square Garden on March 28, 1994. Kansas State is 3-0 in games played at Kansas State.
- ★ The meeting Saturday is the back end of a home-and-home agreement. The Wildcats won 84-79 on December 3, 2017 at Memorial Gym.

STAT COMPARISON

	VU	K STATE
	All	All
Record	7-2	8-2
Scoring Offense	83.6	68.1
Scoring Defense	71.0	57.8
Scoring Margin	+12.6	+10.3
FG%	.475	.438
FG% Defense	.396	.391
3FG%	.365	.304
3FG% Defense	.303	.270
Free Throw %	.702	.650
Rebounding	41.0	37.2
Rebounding Margin	+4.7	+6.0
Turnovers/game	13.4	13.4
Opponent Turnovers	12.4	16.4
Steals	5.1	8.1
Blocks	5.2	2.1

Garland In Rarefied Air

Darius Garland is one of five major conference freshmen with 20+ Pts and 2+ Threes Made, Steals & Blocks in collegiate debut in the last 20 years (Since 1998-99).

Player	Date, Opp	Pts,3's,Stls,Blocks
Darius Rice, Miami	11/18/00 vs Fla. At.	26,5,3,2
Kevin Durant, Texas	11/9/06 vs. Alcorn	20,3,3,2
Terrence Jones, UK	11/12/10 vs. ETSU	25,2,3,2
Ethan Thompson, Ore. St.	11/10/17 vs. So. Utah	20,2,2,3
Darius Garland, VU	11/6/18 vs. Winthrop	24,3,2,2

3-Point U

The Commodores are one of only three schools (UNLV and Princeton) to have made a three-point basket in every game since the inception of the three-point line in the 1986-87 season.

With a made three against Kansas State, Vanderbilt will move to 1,041 consecutive games with a three-pointer.

VU Staff Can Score

The Vanderbilt men's basketball staff has combined to score a total of 5,486 collegiate points, with head coach Bryce Drew leading the way with 2,142 points. Here's a breakdown of the staff's scoring totals.

Head Coach Bryce Drew, Valparaiso	2,142
Asst. Coach Casey Shaw, Toledo	1,562
Assoc. Head Coach Roger Powell, Jr., Illinois	1,178
Asst. Coach Jake Diebler, Valparaiso	586
Total	5,468

Garland Superlatives

Most Points by Freshman in Debut, SEC Since 2010-11

Tremont Waters, LSU	27	11/10/17 vs. Alcorn
Terrence Jones, UK	25	11/12/10 vs. EastTn
Darius Garland, VU	24	11/6/18 vs. Win
Keldon Johnson, UK	23	11/6/18 vs. Duke
Frankie Hughes, Mizzou	23	11/13/16 vs. AlaA&M
Julius Randle, UK	23	11/8/13 vs. NC-Ash
Anthony Davis, UK	23	11/11/11 vs. Marist

Three Commodores on

NBA Rosters

Former Commodores Damian Jones, Luke Kornet, and Wade Baldwin IV are currently on NBA active rosters. Jones averaged 17.1 minutes and 5.4 points per game with the Golden State Warriors this season before being sidelined with a torn left pectoral muscle. He has won two championships with the team in his three seasons in the Bay Area. Kornet is a two-way player with the New York Knicks and is averaging 7.1 minutes and 2.4 points per game in 10 games, and Baldwin is averaging 5.7 minutes per game in nine games with the Portland Trail Blazers.

Three Freshman - 20+ Points

The Commodores are one of only two programs (Duke) in the nation to have three separate freshman score 20 points or more in a game (Darius Garland, Aaron Nesmith, Simisola Shittu)

Replacing Three 1,000 Point Scorers

Matthew Fisher-Davis, Riley LaChance and Jeff Roberson each departed Vanderbilt in 2018 as 1,000-point scorers. Each were four-year players for the Commodores who advanced to the postseason on three different occasions (2015 NIT, 2016 and 2017 NCAA Tournaments). There has been only one other class of Vanderbilt players to have three 1,000-point scorers - the vaunted "F Troop" - Butch Feher, Joe Ford and Jeff Fosnes in 1976. Roberson (Maine Red Claws) is now playing in the NBA G League, while LaChance has taken his talents to play professionally in Poland.


Against the Big 12

The Commodores are 36-24 all time against the Big 12. Vanderbilt will also meet Oklahoma later this year in Norman for the Big 12/SEC Challenge.



Class of 2018

One of Nation's Top Recruiting Classes




Darius Garland

- ★ 16th in ESPN 100 ranking
- ★ McDonald's All-American
- ★ Jordan Brand All-American
- ★ Ranked 15th according to the Recruiting Services Consensus Index
- ★ Ranked 17th nationally by Rivals and second as point guard
- ★ Ranked 14th nationally by 247 Sports and second-best point guard
- ★ Five star recruit
- ★ Named one of top 20 Freshmen to Watch by CBSSports.com
- ★ Named to Naismith and Wooden Award Preseason Watch Lists
- ★ Out for season with left knee injury.



Aaron Nesmith

- ★ Ranked 63rd according to the Recruiting Services Consensus Index
- ★ 64th ranked nationally and 12th ranked shooting guard according to 247 Sports
- ★ 69th ranked nationally and 15th ranked shooting guard according to Rivals
- ★ Four star recruit
- ★ Named Gatorade South Carolina Player of the Year over prized recruit Zion Williamson



Simisola Shittu

- ★ Ranked 10th according to the Recruiting Services Consensus Index
- ★ 19th ESPN 100 rankings and 6th best power forward
- ★ Ranked 11th nationally by 247 Sports and 3rd at power forward
- ★ Ranked 7th nationally by Rivals and 1st as a power forward
- ★ Five star recruit
- ★ Named one of top 20 Freshmen to Watch by CBSSports.com
- ★ Named to Karl Malone Award Watch List, an award given to the nation's top power forward.

SUPERLATIVES

Most Points Scored By VU Freshman

1. Mike Rhodes vs. Virginia Tech, 12/22/77 34
- 2. Darius Garland vs. Liberty, 11/19/18 33**
3. Charles Davis vs. Michigan, 12/6/1976 31
4. Alex Gordon vs. Tennessee, 2/2/2005 30

Most Points Scored By VU Player Since 1996-97

1. Shan Foster vs. Miss. State, 3/5/2008 42
- 2. Darius Garland vs. Liberty, 11/19/2018 33**
2. Matthew Fisher-Davis vs. Auburn, 1/4/2017 33
2. Shan Foster vs. S. Carolina, 2/28/2017 33
2. Dan Langhi vs. Notre Dame, 11/21/1998 33
2. Dan Langhi vs. Ole Miss, 2/26/2000 33
2. Drew Maddux vs. Alabama, 1/14/1998 33
2. A.J. Ogilvy vs. LSU, 3/4/2009 33

Most Rebounds By VU Player Since 1996-97

1. Lance Goulbourne vs. LSU, 2/26/2011 17
1. Dan Langhi vs. Ohio State, 11/28/1998 17
3. Lance Goulbourne vs. Ole Miss, 1/19/2011 16
3. Lance Goulbourne vs. Marquette, 12/29/2011 16
3. Damian Jones vs. Georgia, 2/20/2016 16
3. Dawid Przybyszkeski vs. Toledo, 11/19/2004 16
3. Jeff Roberson vs. Minnesota, 12/3/2016 16
3. Anthony Williams vs. W. Kentucky, 11/28/2000 16
9. Damian Jones vs. Tennessee, 3/12/2015 15
9. Damian Jones vs. Arkansas, 1/5/2016 15
- 9. Simisola Shittu vs. USC, 11/11/2018 15**

Most FG Made By VU Player Since 1996-97

1. Shan Foster vs. Miss. State, 3/5/2008 16
2. Drew Maddux vs. Alabama, 1/14/1998 13
3. Austin Bates vs. Evansville, 12/29/1996 12
4. Austin Bates vs. Kansas, 12/29/1997 12
4. Matt Freije vs. Tenn. Tech, 12/13/2003 12
- 4. Darius Garland vs. Liberty, 11/19/2018 12**
4. Damian Jones vs. Florida, 2/23/2016 12
4. Damian Jones vs. Texas, 1/30/2016 12
4. A.J. Ogilvy vs. Auburn, 3/13/2008 12
4. A.J. Ogilvy vs. S. Carolina, 2/28/2009 12
4. A.J. Ogilvy vs. LSU, 3/4/2009 12
4. Jeffery Taylor vs. Davidson, 12/7/2011 12
4. Jeffery Taylor vs. Longwood, 12/19/2011 12

Last Time Out

Box Score vs. Arizona State



Official Basketball Box Score -- Game Totals -- Final Statistics
Arizona State vs Vanderbilt
 12/17/18 6 p.m. at Nashville, Tenn. (Memorial Gym)



Arizona State 65 • 8-2

#	Player	Total			3-Ptr			Rebounds			PF	TP	A	TO	Blk	Stl	Min
		FG-FGA	FG-FGA	FT-FTA	FG-FGA	FG-FGA	FT-FTA	Off	Def	Tot							
14	Lawrence, Kimani	f	3-12	1-4	0-0	3	5	8	3	7	1	2	0	1	30		
23	White, Romello	f	2-4	0-0	5-6	2	3	5	1	9	0	1	0	0	22		
45	Cheatham, Zylan	f	3-6	0-1	3-4	1	13	14	3	9	0	1	1	0	33		
00	Dort, Luguentz	g	3-13	2-4	2-3	0	1	1	3	10	3	3	0	1	29		
01	Martin, Remy	g	3-12	1-5	2-2	1	2	3	0	9	1	1	0	0	29		
02	Edwards, Rob		4-10	2-4	4-4	0	0	0	4	14	3	0	0	1	25		
32	Lake, De'Quon		0-0	0-0	0-1	2	1	3	3	0	0	1	0	1	12		
35	Cherry, Taeshon		3-8	1-6	0-0	1	3	4	2	7	1	1	0	0	20		
Team						3	1	4									
Totals			21-65	7-24	16-20	13	29	42	19	65	9	10	1	4	200		

FG % 1st Half: 11-33 33.3% 2nd half: 10-32 31.3% Game: 21-65 32.3% Deadball Rebounds 3
 3FG % 1st Half: 3-11 27.3% 2nd half: 4-13 30.8% Game: 7-24 29.2%
 FT % 1st Half: 3-4 75.0% 2nd half: 13-16 81.3% Game: 16-20 80.0%

Vanderbilt 81 • 7-2

#	Player	Total			3-Ptr			Rebounds			PF	TP	A	TO	Blk	Stl	Min
		FG-FGA	FG-FGA	FT-FTA	FG-FGA	FG-FGA	FT-FTA	Off	Def	Tot							
11	SHITTU, Simisola	f	4-10	0-1	1-2	0	7	7	3	9	4	2	0	1	37		
13	MOYER, Matthew	f	0-2	0-2	0-0	0	0	0	1	0	0	1	0	0	10		
32	RYAN, Matt	f	2-11	2-9	5-6	0	1	1	1	11	1	0	0	0	24		
00	LEE, Saben	g	2-3	1-2	9-12	0	5	5	2	14	3	4	0	0	29		
02	TOYE, Joe	g	4-8	3-4	0-0	1	1	2	3	11	0	0	0	2	23		
01	WETZELL, Yanni		3-5	1-2	5-5	1	4	5	3	12	1	1	2	0	21		
03	EVANS, Maxwell		3-5	2-3	0-0	0	4	4	0	8	3	1	0	0	17		
15	BROWN, Clewon		1-1	0-0	1-2	1	1	2	2	3	0	1	1	0	12		
24	NESMITH, Aaron		5-10	3-5	0-2	1	4	5	3	13	1	0	1	0	27		
Team						3	5	8									
Totals			24-55	12-28	21-29	7	32	39	18	81	13	10	4	3	200		

FG % 1st Half: 14-34 41.2% 2nd half: 10-21 47.6% Game: 24-55 43.6% Deadball Rebounds 3
 3FG % 1st Half: 6-16 37.5% 2nd half: 6-12 50.0% Game: 12-28 42.9%
 FT % 1st Half: 0-2 0.0% 2nd half: 21-27 77.8% Game: 21-29 72.4%

Officials: Doug Sirmons, Keith Kimble, Michael Roberts
 Technical fouls: Arizona State-Dort, Luguentz. Vanderbilt-None.
 Attendance: 9271

Score by periods	1st	2nd	Total
Arizona State	28	37	65
Vanderbilt	34	47	81

Points	In Paint	Off T/O	2nd Chance	Fast Break	Bench
ASU	24	6	11	4	21
VU	24	7	8	4	36

Last FG - ASU 2nd-01:00, VU 2nd-02:46.
 Largest lead - ASU by 9 1st-16:46, VU by 16 2nd-00:32.
 ASU led for 14:50. VU led for 24:07. Game was tied for 01:02.

Score tied - 1 time.
 Lead changed - 1 time.

Notes:

- ★ The Commodores secured their first victory over the Sun Devils in the career series (4-1).
- ★ The win snapped an eight-game losing streak to ranked opponents, dating back to a 72-62 overtime win over 17th-ranked Florida at the 2017 SEC Tournament (3/10/17).
- ★ The Dores last home win against a ranked opponent was against No.12-ranked Florida (73-71) on 3/4/17.
- ★ The win over Arizona State was the third time this season that the Commodores have had five or more players in double figures.
- ★ Vanderbilt made 12 threes against the Sun Devils, the second-most in a game this season and the third game this season making 10 or more in a game.
- ★ The Commodores outscored Arizona State 36-21 in bench points.
- ★ Vanderbilt limited Arizona State to a season-low 32.3% from the floor and 29.2% from three.
- ★ Six Commodores made a three in the game against the Sun Devils.

Recap

NASHVILLE (AP) --- Saben Lee scored 14 points to lead five players in double figures and sharp-shooting Vanderbilt beat No. 18 Arizona State 81-65 on Monday night.

Vanderbilt snapped an eight-game skid against ranked opponents that dated to an overtime win over Florida in the 2017 Southeastern Conference Tournament. The Commodores (7-2) also beat Arizona State for the first time in five tries on the Sun Devils' first visit to Memorial Gym.

The Commodores had a big night from beyond the arc, hitting 6 of 12 from deep in the first half and 12 of 28 for the game.

Aaron Nesmith added 13 points off the bench for Vanderbilt. Yanni Wetzell had 12, and Matt Ryan and Joe Toye had 11 each.

Arizona State, which moved up two spots in the AP Top 25 earlier Monday, has lost two of three.

Rob Edwards led Arizona State with 14 points. Luguentz Dort came in as the fourth-highest freshman scorer in the nation averaging 20.9 points, but he had just 10 points. Zylan Cheatham had 14 rebounds.

This was the first game after the Commodores' 12-day break for finals and is the second part of a home-and-home deal with Arizona State. The Sun Devils won 76-64 in Tempe last season.

Arizona State opened by scoring the first nine points as Vanderbilt missed its first six shots. After that, the Commodores finished the first half outscoring the Sun Devils 34-19, including an 18-3 run over the final 6:49.

Vanderbilt pushed that to 37-28 when Ryan hit a 3 to open the second half. Dort scored five straight points to pull Arizona State within 37-34, but that was as close as the Sun Devils got until Edwards and Kimani Lawrence hit back-to-back 3s with 3:53 left to pull within 62-59.

Simisola Shittu answered with a layup, and Toye knocked down a 3 as Vanderbilt pushed the lead back to double digits.

Last Time Vs. Kansas State

Box Score vs. Kansas State



Official Basketball Box Score -- Game Totals -- Final Statistics
Kansas State vs Vanderbilt
 12/03/17 1:30 p.m. at Nashville, Tenn. (Memorial Gym)



Kansas State 84 • 7-1

#	Player	Total			3-Ptr			Rebounds			PF	TP	A	TO	Blk	Stl	Min
		FG-FGA	FG-FGA	FT-FTA	FG-FGA	FG-FGA	FT-FTA	Off	Def	Tot							
14	MAWIEN, Makol	f	2-2	0-0	0-0	0	1	1	2	4	0	2	1	0	0	16	
20	SNEED, Xavier	f	8-11	1-4	4-4	0	2	2	1	21	1	0	0	3	36		
32	WADE, Dean	f	2-6	0-1	2-3	1	6	7	5	6	3	1	1	0	32		
03	STOKES, Kamau	g	6-11	2-5	6-6	1	0	1	2	20	6	0	0	0	36		
05	BROWN, Barry	g	6-12	1-1	5-5	0	2	2	4	18	0	2	0	2	35		
01	SALLAH, Mawdo	g	1-1	0-0	0-0	0	0	0	4	2	0	1	1	0	10		
02	DIARRA, Cartier	g	2-3	0-0	0-0	0	2	2	3	4	2	0	0	1	13		
11	PATRICK, Brian	g	0-0	0-0	0-0	0	0	0	0	0	0	0	0	0	3		
23	WAINRIGHT, Amaad	g	1-3	0-1	0-0	0	1	1	0	2	0	0	0	0	5		
34	STOCKARD III, Levi	g	1-1	0-0	5-6	1	0	1	3	7	0	1	0	0	14		
Team						2	2	4									
Totals			29-50	4-12	22-24	5	16	21	24	84	12	7	3	6	200		

FG % 1st Half: 16-26 61.5%	2nd half: 13-24 54.2%	Game: 29-50 58.0%	Deadball Rebounds: 1,1
3FG % 1st Half: 3-8 37.5%	2nd half: 1-4 25.0%	Game: 4-12 33.3%	
FT % 1st Half: 8-8 100.0	2nd half: 14-16 87.5%	Game: 22-24 91.7%	

Vanderbilt 79 • 3-5

#	Player	Total			3-Ptr			Rebounds			PF	TP	A	TO	Blk	Stl	Min
		FG-FGA	FG-FGA	FT-FTA	FG-FGA	FG-FGA	FT-FTA	Off	Def	Tot							
02	TOYE, Joe	f	4-6	1-2	2-2	1	0	1	3	11	2	2	0	0	23		
11	ROBERSON, Jeff	f	6-8	4-4	6-8	6	4	10	2	22	2	0	2	2	34		
12	BAPTISTE, Djery	c	2-6	0-0	1-2	4	5	9	5	5	0	3	2	1	25		
00	LEE, Saben	g	3-6	1-3	12-17	0	2	2	3	19	5	3	0	1	33		
13	LACHANCE, Riley	g	4-9	1-5	0-0	2	2	4	5	9	2	1	0	0	25		
01	WILLIS, Payton	g	1-5	1-4	1-2	0	1	1	2	4	0	1	0	0	17		
05	FISHER-DAVIS, M.	g	1-6	1-4	0-0	0	2	2	2	3	1	3	0	0	24		
10	EVANS, Maxwell	g	1-2	0-1	1-2	0	0	0	1	3	0	0	0	0	6		
15	BROWN, Clevon	g	1-2	1-2	0-0	2	0	2	2	3	0	1	1	0	13		
Team						1	1	2									
Totals			23-50	10-25	23-33	16	17	33	25	79	12	14	5	4	200		

FG % 1st Half: 7-21 33.3%	2nd half: 16-29 55.2%	Game: 23-50 46.0%	Deadball Rebounds: 4
3FG % 1st Half: 5-14 35.7%	2nd half: 5-11 45.5%	Game: 10-25 40.0%	
FT % 1st Half: 11-16 68.8%	2nd half: 12-17 70.6%	Game: 23-33 69.7%	

Officials: Pat Adams, Doug Sirmons, Kipp Kissinger
 Technical fouls: Kansas State-BROWN, Barry. Vanderbilt-LACHANCE, Riley.
 Attendance: 8570

Score by periods	1st	2nd	Total
Kansas State	43	41	84
Vanderbilt	30	49	79

Points	In Paint	Off T/O	2nd Chance	Fast Break	Bench
KS	34	21	9	7	15
VU	26	8	16	3	13

Last FG - KS 2nd-01:08, VU 2nd-00:49.
 Largest lead - KS by 16 1st-05:07, VU by 3 1st-17:29.
 KS led for 35:17. VU led for 02:28. Game was tied for 02:15.

Score tied - 4 times.
 Lead changed - 4 times.

Recap

NASHVILLE (AP) --- Kansas State isn't known for its foul shooting, but it was hard to tell Sunday.

The Wildcats shot 91.7 percent from the free throw line to pass their first road test of the season with an 84-79 win at Vanderbilt.

Their 22-of-24 performance was the third-best in school history for a minimum of 20 attempts.

"Ironically, we haven't shot very well at home - free throws," K-State coach Bruce Weber said. "When we were in Vegas we shot the ball very well from the free throw line, but those are all big plays down the stretch."

The Wildcats (7-1) entered the game with a 70.5 percent mark at the foul line, including a combined 23 of 27 (85.2 percent) at the neutral site Las Vegas Invitational.

Xavier Sneed, a 6-foot-5 sophomore, scored a career-high 21 points by hitting 8 of 11 from the floor and all four foul shots.

"I've told people he might be one of the most improved players not only in our league, but the country," Weber said. "He's an elite-level athlete. He's has a lot of emotion, sometimes too much."

K-State's Kamau Stokes added 20 points and Barry Brown had 18.

"Any road win will mean a lot later on this season," Stokes said. "(Xavier) is playing with a lot of confidence on both ends of the floor. I feel like he needs to continue that for us to be good."

Vanderbilt (3-5) rallied from a 16-point deficit to tie the score with 3:33 remaining on Matthew Fisher-Davis' 3-pointer, but was outscored 13-8 the rest of the way.

"First 15 minutes, they pretty much had their way with us and in the last 25 minutes we played at a much higher level," Commodores coach Bryce Drew said. "We gave ourselves a great opportunity to win this game down the stretch."

Vanderbilt's Jeff Roberson added to his Southeastern Conference lead with his fifth double-double by scoring 22 points and grabbing 10 rebounds. Freshman Saben Lee added 19 points, including 12 at the free-throw line, and Joe Toye scored 11.

K-State freshman Levi Stockard entered the game with a 33 percent showing at the foul line, but he hit 5 of 6 against Vanderbilt. He hit two free throws with 24 seconds left after the Commodores narrowed the gap to one.

"It's tough, especially when guys who aren't shooting well on the season go and knock them down," Roberson said. "But, I mean, that's part of the game. We've still got to find ways to win."

Roberson is a 91 percent foul shooter this season, but he missed two crucial free throws that could have tied the score at 73 with 2:55 left.

Vanderbilt's Riley LaChance fouled out after being hit with a double technical foul with 7:38 left. He exited with nine points after erupting for a career-high 27 in Tuesday's 74-62 win over Radford.

After trailing by as many as 16 in the first half, Vanderbilt made a 10-0 run to cut the deficit to 58-57 on LaChance's 3-pointer with 9:15 remaining in the game.

K-State, whose only loss was a 92-90 setback to 20th-ranked Arizona State on Thanksgiving night, shot 62 percent in the first half to seize a 43-30 lead.

Vanderbilt started cold, missing 14 of its first 21 shots from the field.

2018-19 Box Scores



Official Basketball Box Score -- Game Totals -- Final Statistics
Winthrop vs Vanderbilt
 11/06/18 8:30 p.m. at Nashville, Tenn. (Memorial Gym)



Winthrop 79 • 0-1

#	Player	Total		3-Ptr		Rebounds			PF	TP	A	TO	Blk	Stl	Min
		FG-FGA	FG-FGA	FT-FTA	Off	Def	Tot								
03	ANUMBA, Micheal	f	2-6	0-2	0-0	1	1	2	2	4	1	1	0	0	20
25	FERGUSON, Josh	f	4-12	1-5	5-5	3	6	9	4	14	3	1	0	0	36
00	SMITH, Nyeh	g	7-17	2-5	5-10	1	4	5	2	21	2	2	0	0	33
13	BROMAN, Bjorn	g	2-5	1-4	0-0	1	5	6	2	5	0	1	0	2	30
21	ZUNIC, Kyle	g	2-6	0-2	3-4	0	4	4	0	7	0	1	0	1	18
11	FALDEN, Charles	g	3-6	1-2	1-1	1	2	3	0	8	1	1	0	0	21
14	PICKETT, Adam	g	6-13	0-4	1-2	2	4	6	4	13	3	5	0	1	28
15	UKAEBU, Jermaine	g	3-3	0-0	1-2	2	1	3	4	7	0	1	0	0	14
	Team					2	1	3	1						
	Totals		29-68	5-24	16-24	13	28	41	19	79	10	13	0	4	200

FG % 1st Half: 17-35 48.6% 2nd half: 12-33 36.4% Game: 29-68 42.6% Deadball Rebounds 4
 3FG % 1st Half: 3-10 30.0% 2nd half: 3-15 20.0% Game: 5-24 20.8%
 FT % 1st Half: 4-5 80.0% 2nd half: 12-19 63.2% Game: 16-24 66.7%

Vanderbilt 92 • 1-0

#	Player	Total		3-Ptr		Rebounds			PF	TP	A	TO	Blk	Stl	Min
		FG-FGA	FG-FGA	FT-FTA	Off	Def	Tot								
11	SHITTU, Simisola	f	6-12	0-1	6-9	0	10	10	3	18	1	1	2	2	32
32	RYAN, Matt	f	5-12	4-11	2-3	0	2	2	2	16	1	0	1	0	30
00	LEE, Saben	g	6-8	0-1	0-0	0	6	6	4	12	5	2	0	0	30
02	TOYE, Joseph	g	4-7	2-5	2-2	1	5	6	3	12	3	0	0	0	29
10	GARLAND, Darius	g	9-15	3-7	3-5	0	3	3	1	24	4	2	2	2	36
01	WETZELL, Yanni	g	0-0	0-0	0-0	0	0	0	0	0	0	2	0	0	4
03	EVANS, Maxwell	g	0-0	0-0	0-0	0	0	0	0	0	0	0	0	0	3
15	BROWN, Clevon	g	3-5	0-1	0-0	4	2	6	3	6	0	2	2	0	19
24	NESMITH, Aaron	g	1-4	1-4	1-1	0	2	2	2	4	1	2	0	0	17
	Team					0	0	0							
	Totals		34-63	10-30	14-20	5	30	35	19	92	15	11	7	4	200

FG % 1st Half: 20-35 57.1% 2nd half: 14-28 50.0% Game: 34-63 54.0% Deadball Rebounds 2
 3FG % 1st Half: 4-14 28.6% 2nd half: 6-16 37.5% Game: 10-30 33.3%
 FT % 1st Half: 3-5 60.0% 2nd half: 11-15 73.3% Game: 14-20 70.0%

Officials: Jason Baker, K.B. Burdett Jr., Hunter Allen
 Technical fouls: Winthrop-TEAM, Vanderbilt-None.
 Attendance: 8387

Score by periods	1st	2nd	Total
Winthrop	40	39	79
Vanderbilt	47	45	92

Last FG - WINTHROP 2nd-03:06, VU 2nd-03:22.
 Largest lead - WINTHROP by 9 1st-10:26, VU by 16 2nd-07:48.
 WINTHROP led for 08:29. VU led for 28:03. Game was tied for 03:28.

	In	Off	2nd	Fast	Bench
Points	42	15	6	4	28
WINTHR	40	15	4	11	10
VU					

Score tied - 4 times.
 Lead changed - 3 times.



Official Basketball Box Score -- Game Totals -- Final Statistics
Vanderbilt vs Southern California
 11/11/18 6:00 pm at



Vanderbilt 82 • 2-0

#	Player	Total		3-Ptr		Rebounds			PF	TP	A	TO	Blk	Stl	Min
		FG-FGA	FG-FGA	FT-FTA	Off	Def	Tot								
02	TOYE, Joe	f	4-10	3-5	5-6	3	6	9	0	16	1	1	0	1	31
11	SHITTU, Simisola	f	5-12	0-0	4-7	8	7	15	5	14	3	3	0	3	26
32	RYAN, Matt	f	1-6	1-4	1-2	0	5	5	2	4	2	1	0	0	27
00	LEE, Saben	g	3-13	0-4	3-3	1	1	2	3	9	3	2	0	1	30
10	GARLAND, Darius	g	6-14	3-5	4-4	1	4	5	4	19	1	6	0	1	36
01	WETZELL, Yanni	g	1-1	0-0	0-2	0	1	1	2	2	0	1	0	0	7
03	EVANS, Maxwell	g	0-1	0-1	0-0	0	0	0	0	0	0	0	0	0	3
15	BROWN, Clevon	g	4-8	0-2	0-3	2	2	4	2	8	0	0	1	1	18
24	NESMITH, Aaron	g	3-6	2-5	2-2	1	3	4	2	10	4	0	0	0	21
	Team					3	1	4							
	Totals		27-71	9-26	19-30	19	30	49	20	82	14	14	1	7	199

FG % 1st Half: 16-44 36.4% 2nd half: 11-27 40.7% Game: 27-71 38.0% Deadball Rebounds 5,3
 3FG % 1st Half: 6-18 33.3% 2nd half: 3-8 37.5% Game: 9-29 34.6%
 FT % 1st Half: 4-10 40.0% 2nd half: 15-20 75.0% Game: 19-30 63.3%

Southern California 78 • 1-1

#	Player	Total		3-Ptr		Rebounds			PF	TP	A	TO	Blk	Stl	Min
		FG-FGA	FG-FGA	FT-FTA	Off	Def	Tot								
01	Jordan Usher	f	5-16	2-5	0-0	3	2	5	5	12	2	0	1	0	22
31	Nick Rakocevic	f	8-16	0-0	3-6	9	9	18	4	19	0	3	2	2	39
00	Shaquan Aaron	g	3-10	0-2	1-2	2	7	9	1	7	1	2	0	3	35
02	Jonah Mathews	g	4-12	1-6	0-0	1	4	5	0	9	2	2	0	2	40-
05	Derryck Thornton	g	7-17	0-2	3-5	2	1	3	5	17	2	1	0	0	33
04	Kevin Porter Jr.	g	5-9	1-3	3-5	1	3	4	5	14	2	2	2	1	23
12	Devin Fleming	g	0-0	0-0	0-0	0	0	0	1	0	0	0	0	0	0+
33	J'Raun Brooks	g	0-1	0-1	0-0	0	0	0	2	0	0	0	0	0	7
34	Victor Uyaelunmo	g	0-0	0-0	0-0	0	0	0	3	0	0	1	0	0	1
	Team					3	0	3							
	Totals		32-81	4-19	10-18	21	26	47	26	78	9	11	5	8	200

FG % 1st Half: 14-36 38.9% 2nd half: 18-45 40.0% Game: 32-81 39.5% Deadball Rebounds 3,5
 3FG % 1st Half: 3-10 30.0% 2nd half: 1-9 11.1% Game: 4-19 21.1%
 FT % 1st Half: 5-9 55.6% 2nd half: 5-9 55.6% Game: 10-18 55.6%

Officials:
 Technical fouls: Vanderbilt-None, Southern California-None.
 Attendance: 3804

2018-19 Men's Basketball. Round: 0. Southern California vs Vanderbilt. Played

Score by periods	1st	2nd	Total
Vanderbilt	42	40	82
Southern California	36	42	78

	In	Off	2nd	Fast	Bench
Points	36	9	22	16	20
VU	42	5	17	13	14
USC					

Score tied - 5 times.
 Lead changed - 11 times.

Last FG - VU 2nd-01:03, USC 2nd-00:02.
 Largest lead - VU by 10 1st-01:02, USC by 2 1st-19:03.
 VU led for 30:56. USC led for 05:42. Game was tied for 03:22.



Official Basketball Box Score -- Game Totals -- Final Statistics
Alcorn State vs Vanderbilt
 11/16/18 7:00 p.m. at Nashville, Tenn. (Memorial Gym)



Alcorn State 54 • 1-2

#	Player	Total		3-Ptr		Rebounds			PF	TP	A	TO	Blk	Stl	Min
		FG-FGA	FG-FGA	FT-FTA	Off	Def	Tot								
12	Andrews, Deshaw	f	4-8	2-3	0-1	1	6	7	3	10	0	0	0	1	21
42	Campbell, Alonzo	c	1-1	0-0	0-0	1	0	1	3	2	0	0	0	0	9
00	Crosby, Troymain	g	3-11	0-1	5-6	0	3	3	0	11	1	2	0	2	28
05	Allen, Khari Jabriel	g	3-11	3-8	0-0	0	1	1	2	9	1	1	0	1	29
11	Howard, Maurice	g	2-11	1-6	0-0	1	3	4	2	5	4	3	0	1	36
01	Givens, Harold	g	1-1	0-0	0-0	1	2	3	1	2	1	1	0	1	8
02	Scott, Jael	g	1-5	0-1	0-0	3	2	5	4	2	0	3	0	0	20
10	Wilson, Kobe	g	0-0	0-0	0-0	0	1	1	1	0	0	0	0	0	5
05	Robinson	g	0-0	0-0	0-0	0	0	0	0	0	0	0	0	0	2
23	Smith, TyQuaylon	g	0-1	0-0	0-0	0	0	0	0	0	0	0	0	0	3
24	Johnson, Reginal	g	3-9	0-3	0-0	1	1	2	2	6	0	2	0	1	14
33	Brewer, Devon	g	3-8	0-0	1-2	2	6	8	0	7	2	1	0	1	25
	Team					2	2	4							
	Totals		21-66	6-22	6-9	12	27	39	18	54	9	14	0	8	200

FG % 1st Half: 11-35 31.4% 2nd half: 10-31 32.3% Game: 21-66 31.8% Deadball Rebounds 2
 3FG % 1st Half: 4-13 30.8% 2nd half: 2-9 22.2% Game: 6-22 27.3%
 FT % 1st Half: 3-4 75.0% 2nd half: 3-5 60.0% Game: 6-9 66.7%

Vanderbilt 79 • 3-0

#	Player	Total		3-Ptr		Rebounds			PF	TP	A	TO	Blk	Stl	Min
		FG-FGA	FG-FGA	FT-FTA	Off	Def	Tot								
11	SHITTU, Simisola	f	9-11	0-0	2-3	1	5								

2018-19 Box Scores



Official Basketball Box Score -- Game Totals -- Final Statistics
Kent State vs Vanderbilt
 11/23/18 4 p.m. at Nashville, Tenn. (Memorial Gym)



Kent State 77 • 5-1

#	Player	Total		3-Ptr		Rebounds			PF	TP	A	TO	Blk	Stl	Min
		FG-FGA	FT-FTA	FG-FGA	FT-FTA	Off	Def	Tot							
25	WHITTINGTON, Philip	f	0-2	0-0	0-4	2	4	6	5	0	1	0	2	0	18
00	AVERY, Jalen	g	6-13	4-8	2-2	0	1	1	1	18	2	0	0	1	39
01	WILLIAMSON, CJ	g	5-10	3-6	5-6	1	5	6	4	18	3	2	0	4	31
04	WILLIAMS, Antonio	g	2-5	0-0	4-4	0	3	3	4	8	2	1	1	2	29
12	PETERSON, Mitch	g	3-4	1-1	2-2	0	1	1	1	9	3	1	0	1	23
03	DULING, BJ	g	1-2	0-1	0-0	1	2	3	3	2	2	1	1	4	15
11	HARRIS, Kain	g	0-1	0-1	0-0	0	0	0	2	0	0	0	0	4	15
15	ROBERTS, Anthony	g	0-1	0-0	0-0	0	0	0	0	0	0	0	0	0	11
23	WALKER, Jaylin	g	8-18	4-7	2-2	0	4	4	0	22	2	2	1	1	30
Team						0	0	0			1				
Totals			25-56	12-24	15-20	4	20	24	20	77	15	8	5	13	200

FG % 1st Half: 15-28 53.6% 2nd half: 10-28 35.7% Game: 25-56 44.6%
 3FG % 1st Half: 9-15 60.0% 2nd half: 3-9 33.3% Game: 12-24 50.0%
 FT % 1st Half: 2-2 100.0% 2nd half: 13-18 72.2% Game: 15-20 75.0%

Vanderbilt 75 • 4-1

#	Player	Total		3-Ptr		Rebounds			PF	TP	A	TO	Blk	Stl	Min
		FG-FGA	FT-FTA	FG-FGA	FT-FTA	Off	Def	Tot							
11	SHITTU, Simisola	f	8-15	0-1	4-5	2	6	8	3	20	3	5	0	0	32
32	RYAN, Matt	f	3-5	2-4	0-0	1	4	5	0	8	2	0	0	0	31
00	LEE, Saben	g	4-10	1-4	4-8	1	4	5	3	13	5	6	0	1	29
02	TOYE, Joe	g	6-11	0-4	3-5	0	6	6	2	15	1	2	1	0	31
10	GARLAND, Darius	g	1-1	0-0	0-0	0	0	0	0	2	0	0	0	0	2
01	WETZELL, Yanni	g	1-1	0-0	0-0	1	1	2	2	2	0	1	0	0	11
03	EVANS, Maxwell	g	3-7	1-1	1-4	3	1	4	0	8	1	0	0	0	21
13	MOYER, Matthew	g	0-1	0-1	2-2	2	1	3	3	2	1	0	1	0	14
15	BROWN, Clevon	g	0-2	0-0	0-0	3	0	3	1	0	0	0	0	0	6
24	NESMITH, Aaron	g	1-5	1-3	2-3	1	5	6	4	5	2	1	0	1	23
Team						1	1	2							
Totals			27-58	5-18	16-27	15	29	44	18	75	15	15	2	2	200

FG % 1st Half: 10-29 34.5% 2nd half: 17-29 58.6% Game: 27-58 46.6%
 3FG % 1st Half: 2-9 22.2% 2nd half: 3-9 33.3% Game: 5-18 27.8%
 FT % 1st Half: 12-17 70.6% 2nd half: 4-10 40.0% Game: 16-27 59.3%

Officials: Todd Austin, John Hampton, Hunter Allen
 Technical fouls: Kent State-WILLIAMSON, CJ. Vanderbilt-None.
 Attendance: 9061

Score by periods	1st	2nd	Total
Kent State	41	36	77
Vanderbilt	34	41	75

Last FG - KENT 2nd-01:33, VU 2nd-00:03.
 Largest lead - KENT by 13 1st-13:03, VU by 2 1st-19:43.
 KENT led for 34:25. VU led for 00:57. Game was tied for 04:38.

Score tied - 4 times.
 Lead changed - 5 times.



Official Basketball Box Score -- Game Totals -- Final Statistics
Savannah State vs Vanderbilt
 11/27/18 7 p.m. at Nashville, Tenn. (Memorial Gym)



Savannah State 85 • 3-6

#	Player	Total		3-Ptr		Rebounds			PF	TP	A	TO	Blk	Stl	Min
		FG-FGA	FT-FTA	FG-FGA	FT-FTA	Off	Def	Tot							
00	HARPER, Tyrell	f	2-7	1-4	0-0	0	0	0	4	5	1	5	0	5	21
04	GRANT JR., John	f	1-8	0-5	0-0	1	0	1	2	2	0	0	0	1	17
12	SMITH, Jahlin	f	4-10	1-5	2-4	1	4	5	0	11	1	2	0	0	22
03	SELLERS, Zach	g	4-13	3-7	0-0	1	0	1	2	11	3	3	0	2	31
11	DOTSON, Jaquan	g	5-9	5-9	2-2	0	2	2	3	17	1	0	0	1	35
01	SMITH, Zaqavian	g	2-4	2-3	0-0	1	0	1	2	6	0	1	0	0	12
02	JOSEPH, Collins	g	8-10	3-5	2-3	2	1	3	0	21	5	2	0	0	22
05	HANSEN, Romani	g	0-5	0-2	3-4	2	3	5	4	3	3	0	2	3	18
10	SAEED, Adam	g	4-9	1-3	0-1	1	4	5	1	9	1	5	0	0	22
Team						2	2	4							
Totals			30-75	16-43	9-14	11	16	27	18	85	15	19	2	12	200

FG % 1st Half: 14-36 38.9% 2nd half: 16-39 41.0% Game: 30-75 40.0%
 3FG % 1st Half: 6-24 25.0% 2nd half: 10-19 52.6% Game: 16-43 37.2%
 FT % 1st Half: 3-5 60.0% 2nd half: 6-9 66.7% Game: 9-14 64.3%

Vanderbilt 120 • 5-1

#	Player	Total		3-Ptr		Rebounds			PF	TP	A	TO	Blk	Stl	Min
		FG-FGA	FT-FTA	FG-FGA	FT-FTA	Off	Def	Tot							
11	SHITTU, Simisola	f	6-7	0-1	5-6	1	2	3	2	17	5	5	0	0	19
15	BROWN, Clevon	f	1-2	0-0	2-2	0	1	1	0	4	0	0	4	1	20
32	RYAN, Matt	f	3-8	3-8	2-2	1	2	3	0	11	3	3	0	0	20
00	LEE, Saben	g	4-6	0-1	3-5	1	3	4	1	11	4	0	0	3	20
02	TOYE, Joe	g	5-6	3-3	0-0	0	2	2	3	13	1	0	1	1	13
01	WETZELL, Yanni	g	5-7	2-2	3-4	1	6	7	1	15	2	2	1	1	23
03	EVANS, Maxwell	g	6-9	2-4	2-2	1	3	4	1	16	3	3	1	0	26
13	MOYER, Matthew	g	4-9	2-5	0-0	3	3	6	0	10	5	2	1	0	24
14	RICE, Isaiah	g	0-0	0-0	0-0	0	0	0	0	0	0	1	0	0	3
24	NESMITH, Aaron	g	7-12	2-5	4-4	2	11	13	4	20	3	3	2	3	29
30	HUNT, Mac	g	1-1	1-1	0-0	0	0	0	0	3	1	0	0	0	3
Team						2	4	6							
Totals			42-67	15-30	21-25	12	37	49	12	120	27	20	10	9	200

FG % 1st Half: 23-37 62.2% 2nd half: 19-30 63.3% Game: 42-67 62.7%
 3FG % 1st Half: 6-15 40.0% 2nd half: 9-15 60.0% Game: 15-30 50.0%
 FT % 1st Half: 13-17 76.5% 2nd half: 8-8 100.0% Game: 21-25 84.0%

Officials: Pat Adams, Brian Shey, Erroll Lewis
 Technical fouls: Savannah State-None. Vanderbilt-None.
 Attendance: 8271

Score by periods	1st	2nd	Total
Savannah State	37	48	85
Vanderbilt	65	55	120

Last FG - SSUM 2nd-02:04, VU 2nd-00:31.
 Largest lead - SSUM by 1 1st-16:32, VU by 43 2nd-04:53.
 SSUM led for 00:23. VU led for 39:26. Game was tied for 00:11.

Score tied - 0 times.
 Lead changed - 2 times.



Official Basketball Box Score -- Game Totals -- Final Statistics
Vanderbilt vs NC State
 12/01/18 5:00 PM at AmericanAirlines Arena, Miami, Fla.



Vanderbilt 65 • 5-2

#	Player	Total		3-Ptr		Rebounds			PF	TP	A	TO	Blk	Stl	Min
		FG-FGA	FT-FTA	FG-FGA	FT-FTA	Off	Def	Tot							
11	SHITTU, Simisola	f	6-12	0-2	3-5	2	4	6	3	15	2	3	3	1	33
15	BROWN, Clevon	f	2-2	0-0	0-2	1	1	2	3	4	2	1	1	1	16
32	RYAN, Matt	f	3-9	1-5	2-2	2	3	5	0	9	3	0	0	1	21
00	LEE, Saben	g	3-7	0-0	9-13	0	1	1	3	15	3	2	0	0	32
02	TOYE, Joe	g	0-6	0-4	1-2	0	1	1	2	1	0	0	1	0	26
01	WETZELL, Yanni	g	1-5	0-3	0-2	0	3	3	2	2	0	0	0	0	13
03	EVANS, Maxwell	g	4-7	1-3	1-2	2	1	3	3	10	1	2	0	0	20
13	MOYER, Matthew	g	0-2	0-1	0-0	2	2	4	1	0	0	0	1	0	14
24	NESMITH, Aaron	g	3-6	1-4	2-2	3	2	5	4	9	1	1	1	1	25
Team						0	3	3							
Totals			22-56	3-22	18-30	12	21	33	21	65	9	12	7	4	200

FG % 1st Half: 12-27 44.4% 2nd half: 10-29 34.5% Game: 22-56 39.3%
 3FG % 1st Half: 1-9 11.1% 2nd half: 2-13 15.4% Game: 3-22 13.6%
 FT % 1st Half: 9-13 69.2% 2nd half: 9-17 52.9% Game: 18-30 60.0%

NC State 80 • 7-1

#	Player	Total		3-Ptr		Rebounds			PF	TP	A	TO	Blk	Stl	Min
		FG-FGA	FT-FTA	FG-FGA	FT-FTA	Off	Def	Tot							
33	WALKER, Wyatt	f	2-2	0-0	0-0	1	3	4	5	4	1	2	0	0	18
02	DORN, Torin	g	4-8	0-1	2-3	1	6	7	2	10	0	2	0	0	32
10	BEVERLY, Braxton	g	1-7	1-3	1-2	0	3	3	2	4	3	1	0	0	30
11	JOHNSON, Markell	g	7-10	1-2	4-6	3	3	6	3	19	7	2	0	0	26
24	DANIELS, Devon	g	2-5	1-3	1-2	0	1	1	3	6	0	1	0	1	14
00															

2018-19 Box Scores



Official Basketball Box Score -- Game Totals -- Final Statistics
Arizona State vs Vanderbilt
 12/17/18 6 p.m. at Nashville, Tenn. (Memorial Gym)



Arizona State 65 • 8-2

#	Player	Total		3-Ptr		Rebounds			PF	TP	A	TO	Blk	Stl	Min
		FG-FGA	FG-FGA	FG-FGA	FT-FTA	Off	Def	Tot							
14	Lawrence, Kimani	f	3-12	1-4	0-0	3	5	8	3	7	1	2	0	1	30
23	White, Romello	f	2-4	0-0	5-6	2	3	5	1	9	0	1	0	0	22
45	Cheatham, Zylan	f	3-6	0-1	3-4	1	13	14	3	9	0	1	1	0	33
00	Dort, Luguentz	g	3-13	2-4	2-3	0	1	1	3	10	3	3	0	1	29
01	Martin, Remy	g	3-12	1-5	2-2	1	2	3	0	9	1	1	0	0	29
02	Edwards, Rob		4-10	2-4	4-4	0	0	0	4	14	3	0	0	1	25
32	Lake, De'Quon		0-0	0-0	0-1	2	1	3	3	0	0	1	0	1	12
35	Cherry, Taeshon		3-8	1-6	0-0	1	3	4	2	7	1	1	0	0	20
Team						3	1	4							
Totals			21-65	7-24	16-20	13	29	42	19	65	9	10	1	4	200

FG % 1st Half: 11-33 33.3% 2nd half: 10-32 31.3% Game: 21-65 32.3% Deadball
 3FG % 1st Half: 3-11 27.3% 2nd half: 4-13 30.8% Game: 7-24 29.2% Rebounds
 FT % 1st Half: 3-4 75.0% 2nd half: 13-16 81.3% Game: 16-20 80.0% 3

Vanderbilt 81 • 7-2

#	Player	Total		3-Ptr		Rebounds			PF	TP	A	TO	Blk	Stl	Min
		FG-FGA	FG-FGA	FG-FGA	FT-FTA	Off	Def	Tot							
11	SHITTU, Simisola	f	4-10	0-1	1-2	0	7	7	3	9	4	2	0	1	37
13	MOYER, Matthew	f	0-2	0-2	0-0	0	0	0	1	0	0	1	0	0	10
32	RYAN, Matt	f	2-11	2-9	5-6	0	1	1	1	11	1	0	0	0	24
00	LEE, Saben	g	2-3	1-2	9-12	0	5	5	2	14	3	4	0	0	29
02	TOYE, Joe	g	4-8	3-4	0-0	1	1	2	3	11	0	0	0	2	23
01	WETZELL, Yanni		3-5	1-2	5-5	1	4	5	3	12	1	1	2	0	21
03	EVANS, Maxwell		3-5	2-3	0-0	0	4	4	0	8	3	1	0	0	17
15	BROWN, Clevon		1-1	0-0	1-2	1	1	2	2	3	0	1	1	0	12
24	NESMITH, Aaron		5-10	3-5	0-2	1	4	5	3	13	1	0	1	0	27
Team						3	5	8							
Totals			24-55	12-28	21-29	7	32	39	18	81	13	10	4	3	200

FG % 1st Half: 14-34 41.2% 2nd half: 10-21 47.6% Game: 24-55 43.6% Deadball
 3FG % 1st Half: 6-16 37.5% 2nd half: 6-12 50.0% Game: 12-28 42.9% Rebounds
 FT % 1st Half: 0-2 0.0% 2nd half: 21-27 77.8% Game: 21-29 72.4% 3

Officials: Doug Simmons, Keith Kimble, Michael Roberts
 Technical fouls: Arizona State-Dort, Luguentz. Vanderbilt-None.
 Attendance: 9271


Score by periods	1st	2nd	Total
Arizona State	28	37	65
Vanderbilt	34	47	81

	In	Off	2nd	Fast	Bench
Points					
ASU	24	6	11	4	21
VU	24	7	8	4	36

Last FG - ASU 2nd-01:00, VU 2nd-02:46.
 Largest lead - ASU by 9 1st-16:46, VU by 16 2nd-00:32.
 ASU led for 14:50, VU led for 24:07, Game was tied for 01:02.

Score tied - 1 time.
 Lead changed - 1 time.

HEAD COACH BRYCE DREW



THE DREW FILE

High School: Valparaiso (Ind.), '94
College: Bachelor of Arts In Sports Management, Valparaiso, '98
Family: Wife, Tara, son Bryson (4)



DREW THROUGH THE YEARS

Year	School	Position	W-L	Conf.	Postseason
2019	Vanderbilt	Head Coach	7-2	-	-
2018	Vanderbilt	Head Coach	12-20	6-12	-
2017	Vanderbilt	Head Coach	19-16	10-8	NCAA First Round
2016	Valparaiso	Head Coach	30-7	16-2	NIT Finals
2015	Valparaiso	Head Coach	28-6	13-3	NCAA Second Round
2014	Valparaiso	Head Coach	18-16	9-7	CollegInsider.com First Round
2013	Valparaiso	Head Coach	26-8	13-3	NCAA Second Round
2012	Valparaiso	Head Coach	22-12	14-4	NIT First Round
2011	Valparaiso	Assistant Coach	23-12	12-6	CollegInsider.com First Round
2010	Valparaiso	Assistant Coach	15-17	10-8	-
2009	Valparaiso	Assistant Coach	9-22	5-13	-
2008	Valparaiso	Assistant Coach	22-14	9-9	College Basketball Invite 2nd Rd.
2007	Valparaiso	Assistant Coach	16-15	9-5	-
2006	Valparaiso	Assistant Coach	17-12	8-8	-
2005	Valencia (Spain)	Player	38-14	-	Champions League Second Round
2004	New Orleans (NBA)	Player	41-41	-	East 1st round
2003	New Orleans (NBA)	Player	47-35	-	East 1st round
2002	Charlotte (NBA)	Player	44-38	-	East Semifinals
2001	Chicago (NBA)	Player	15-67	-	-
2000	Houston (NBA)	Player	34-48	-	-
1999	Houston (NBA)	Player	31-19	-	West 1st round
1998	Valparaiso	Player	23-10	13-3	NCAA Regional Semifinals
1997	Valparaiso	Player	24-7	13-3	NCAA First Round
1996	Valparaiso	Player	22-10	13-5	NCAA First Round
1995	Valparaiso	Player	20-8	14-4	-
Head Coach Totals			162-87	81-39	
Totals at Vanderbilt (Head Coach)			38-38	16-20	
Totals at Valparaiso (Head Coach)			124-49	65-19	
Totals at Valparaiso (Assistant)			102-92	53-49	
Totals at Valparaiso (playing)			89-35	53-15	
Totals as NBA Player			212-248		

3	Three-time Conference Coach of the Year
25	Averaged 25 wins a year in five years at Valparaiso
27	27th coach in Vanderbilt basketball history, and ninth of the modern era.
5	Postseason appearances as a head coach, including three in the NCAA Tournament and two in the NIT.
16	Coached 16 All-Conference honorees.
30	Won 30 games with Valparaiso in 2015-16.
2,142	Career points scored at Valparaiso - the 2nd most in the program's history. He is also the program's leader in 3-pointers made (364) and assists (626).
2	Two-time NABC District 12 Coach of the Year
6	Played six seasons in the NBA... Two with Houston, one with Chicago, and three with Charlotte/New Orleans
1,000	Scored over 1,000 points in his NBA career.
12	Played alongside 12 NBA All-Stars
3	Played with three players named among the Top 50 NBA Players of All Time - Charles Barkley, Hakeem Olajuwon, and Scottie Pippin
10	Recruited a consensus Top 10 recruiting class for the class of 2018.



**VANDERBILT
ATHLETIC COMMUNICATIONS**

INTERVIEW POLICY

Vanderbilt head coach Bryce Drew and selected Vanderbilt players will be available to the media before practice on a weekly basis during the non-conference season, and bi-weekly during the SEC season.

The times for those media sessions will be emailed to media members in advance of those pre-practice interviews.

Media may photograph the first 20 minutes of practice. All practices are closed to the public.

POSTGAME INTERVIEW POLICY

Vanderbilt head coach Bryce Drew will enter the Memorial Gym interview room after the NCAA-mandated 10-minute cooling off period, and after the visiting team makes an appearance in the interview room.

VUCOMMODORES.COM

The official website of Vanderbilt athletics, vucommodores.com, includes pregame notes, season statistics, videos of press conferences and meetings with the media, live stats, twitter feeds, and streaming audio and video of everything that is Commodore athletics.

@VANDYMBB

The official Twitter feed of Vanderbilt men's basketball, follow the latest information and get breaking news on Commodore basketball.

VU QUICK FACTS

Location Nashville, Tenn.
Founded 1873
Conference Southeastern
Enrollment 6,738
Nickname Commodores
Colors Black and Gold
Home Arena Memorial Gymnasium (14,316)
Chancellor Nicholas Zeppos
Vice Chancellor David Williams II
Faculty Rep. Dr. Susan Wentz

Athletic Communications

Men's Basketball SID Andy Boggs
Media Relations Address 2601 Jess Neely Dr.
 Nashville, TN 37212
Office Phone (615) 343-1847
E-Mail Andy.Boggs@Vanderbilt.edu

INS AND OUTS

Career Games Played			
Player	Games	Starts	Cons. Starts
Joe Toye	106	31	9
Matt Ryan	81	13	9
Clevon Brown	75	6	-
Yanni Wetzell	68	60	-
Saben Lee	41	38	34
Maxwell Evans	37	15	-
Aaron Nesmith	9	-	-
Simisola Shittu	9	9	9
Darius Garland	5	5	-
Isaiah Rice	4	-	-
Mac Hunt	2	-	-

Double-Digit Scoring Games			
Player	Career (Record)	'18-19	Cons.
Joe Toye	24 (14-10)	6 (5-1)	1 (1-0)
Saben Lee	24 (11-13)	7 (5-2)	1 (1-0)
Matt Ryan	10	5 (5-0)	1 (1-0)
Simisola Shittu	7 (5-2)	7 (5-2)	-
Maxwell Evans	5 (3-2)	2 (1-1)	-
Darius Garland	3 (3-0)	3 (3-0)	-
Aaron Nesmith	3 (3-0)	3 (3-0)	1 (1-0)
Matthew Moyer	2 (2-0)	2 (2-0)	-
Clevon Brown	1 (1-0)	-	-
Yanni Wetzell	2 (2-0)	2 (2-0)	1 (1-0)

Double-Digit Rebounding Games			
Player	Career	'18-19	Cons.
Simisola Shittu	2 (2-0)	2 (2-0)	-
Aaron Nesmith	1 (1-0)	1 (1-0)	-

Double-Doubles			
Player	Career	'18-19	Cons.
Simisola Shittu	2 (1-0)	2 (1-0)	-
Aaron Nesmith	1 (1-0)	1 (1-0)	-

SEC PRESEASON POLL

Preseason Media Poll, Pts

1. Kentucky
2. Tennessee
3. Auburn
4. Mississippi State
5. Florida
6. LSU
7. Alabama
- 8. Vanderbilt**
9. Missouri
10. Arkansas
11. South Carolina
12. Texas A&M
13. Georgia
14. Ole Miss

First Team All-SEC

- Daniel Gafford – Arkansas
- Reid Travis – Kentucky
- Tremont Waters – LSU
- Chris Silva – South Carolina
- Grant Williams – Tennessee

Second Team All-SEC

- Bryce Brown – Auburn
- Jared Harper – Auburn
- Jalen Hudson – Florida
- PJ Washington – Kentucky
- Quinnary Weatherspoon – Mississippi State
- Jontay Porter – Missouri
- Admiral Schofield – Tennessee

SEC Player of the Year

- Grant Williams – Tennessee

2018-19 TRENDS

Winning Opening Tip	5-2
Losing Opening Tip	2-0
VU Scores First	4-1
Opponent Scores First	3-1
Leading at Halftime	7-0
Trailing at Halftime	0-2
Tied at Halftime	0-0
Leading with Five Minutes Remaining	7-0
Trailing with Five Minutes Remaining	0-2
Tied with Five Minutes Remaining	0-0
Leading with Two Minutes Remaining	7-0
Trailing with Two Minutes Remaining	0-2
Tied with Two Minutes Remaining	0-0
Overtime	0-0
Games Decided by Three Points or Less	0-1
Games Decided by 4-10 Points	2-1
Games Decided by 11-20 Points	2-1
Games Decided by 21-plus Points	3-0
VU Shoots 50% or Better	3-0
VU Shoots 40% or Better	4-1
VU Shoots Lower Than 40%	1-1
Opponent Shoots 50% or Better	0-0
Opponent Shoots 40% or Better	3-1
Opponent Shoots Lower Than 40%	4-0
VU Outshoots Opponent	6-1
VU Outshot by Opponent	1-1
Shoot Same Percentage	0-0
VU Scores 70 Points or More	6-1
VU Scores Less Than 70 Points	0-1
VU Scores 80 Points or More	4-0
VU Scores 90 Points or More	2-0
Opponent Scores 70 Points or More	4-1
Opponent Scores Less Than 70 Points	3-0
Opponent Scores 80 Points or More	1-1
Opponent Scores 90 Points or More	0-0
Makes More 3-Pointers Than Opponent	6-0
Makes Fewer 3-Pointers Than Opponent	1-2
3-Pointers are Equal	0-0
Outrebounded Opponent	5-1
Outrebounded by Opponent	2-1
Rebounds are Equal	0-0
Playing on National TV	2-1
Playing on Regional TV	0-0
Online Only	5-1
Playing on Weekday	5-1
Playing on Weekend	1-1
Game Tips Before 6 p.m. CT (afternoons)	0-2
Game Tips After 6 p.m. CT (evenings)	7-0
In White Uniforms	6-0
In Gold Uniforms	0-1
In Black Uniforms	1-1
In Grey Uniforms	0-0
In November	5-1
In December	1-1
In January	0-0
In February	0-0
In March	0-0
Home	5-1
Neutral	0-0
Away	1-0
Conferences	
vs. Non-Conference	5-2
ACC	0-1
ASUN	1-0
Big South	1-0
C-USA	1-0
Mid-American	0-1
Mid-Eastern Athletic	1-0
Pac 12	1-0
SWAC	1-0
Vs. SEC	0-0
Lineups	
Garland, Lee, Ryan, Toye, Shittu	4-1
Brown, Lee, Ryan, Shittu, Toye	1-1
Lee, Moyer, Ryan, Shittu, Toye	2-0



2018-19 Roster

No.	Name	Pos.	Ht.	Wt.	Cl.-Yr	Hometown (Previous School)
0	Saben Lee	G	6-2	183	So. - 2nd	Phoenix, Ariz. (Corona Del Sol)
1	Yanni Wetzell	F/C	6-10	240	R-Jr. - 4th	Auckland, N.Z. (St. Mary's (Texas)/Westlake Boys)
2	Joe Toye	G/F	6-7	210	Sr. - 4th	Chicago, Ill. (Whitney Young)
3	Maxwell Evans	G	6-2	192	So. - 2nd	Houston, Texas (Bellaire)
10	Darius Garland	G	6-2	175	Fr. - 1st	Nashville, Tenn. (Brentwood Academy)
11	Simisola Shittu	F/C	6-10	240	Fr. - 1st	Burlington, Ont. (Vermont Academy)
13	Matthew Moyer	F	6-8	217	R-So. - 3rd	Gahanna, Ohio (Syrcause/South Kent Prep/Lincoln)
14	Isaiah Rice	G	5-11	195	So. - 2nd	Indianapolis, Ind. (Park Tudor)
15	Clevon Brown	F	6-8	240	Jr. -3rd	San Antonio, Texas (Churchill)
24	Aaron Nesmith	F	6-6	213	Fr. - 1st	Charleston, S.C. (Porter Gaud)
32	Matt Ryan	F	6-8	215	R-Jr. - 4th	Cortlandt Manor, N.Y. (Notre Dame/Iona Prep)
42	Mac Hunt	G	6-6	182	Fr. - 1st	Chattanooga, Tenn. (McCallie)
50	Ejike Obinna	F/C	6-10	240	So. - 2nd	Enugu, Nigeria (Virginia Academy (Va.))

COACHING STAFF

Head Coach..... **Bryce Drew** (Valparaiso, 1998) - 3rd
 Associate Head Coach..... **Roger Powell** (Illinois, 2005) - 3rd
 Assistant Coach..... **Jake Diebler** (Valparaiso, 2009) - 3rd
 Assistant Coach..... **Casey Shaw** (Toledo, 1998) - 3rd
 Director of Scouting..... **Luke Simons** (Purdue, 2005) - 3rd
 Director of Operations..... **Matt Olinger** (Liberty, 2007) - 3rd

SUPPORT STAFF

Athletic Communications Dir. **Andy Boggs** (Florida State, 1998)
 Academic Support... **Max Maurice Martin** (South Carolina St., 1991)
 Athletic Trainer..... **Brandon Wells** (UW-Stevens Point, 2007)
 Strength and Conditioning..... **Jeremy Anderson** (Liberty, 2011)

PRONUNCIATION GUIDE

Clevon Brown..... **CLEE-von**
 Jake Diebler..... **DEEB-ler**
 Aaron Nesmith..... **NEE-smith**
 Ejike Obinna..... **EH-Je-KAY Oh-Bean-a**
 Simisola Shittu..... **SIMI-sola Shi-TU**
 Joe Toye..... **TOY**

ROSTER BY CLASS

Seniors (1)

Joe Toye Chicago, Ill.

Juniors (3)

Clevon Brown..... San Antonio, Texas
Matt Ryan..... Cortlandt Manor, N.Y.
Yanni Wetzell Auckland, N.Z.

Sophomores (5)

Maxwell Evans Houston, Texas
Saben Lee..... Phoenix, Ariz.
Matthew Moyer Gahanna, Ohio
Ejike Obinna Enugu, Nigeria
Isaiah Rice Indianapolis, Ind.

Freshman (4)

Darius Garland Nashville, Tenn.
Mac Hunt..... Chattanooga, Tenn.
Aaron Nesmith Charleston, S.C.
Simisola Shittu..... Burlington, Ont.



MEMORIAL MAGIC - THE HOME TO VANDERBILT HOOPS SINCE 1952

HISTORIC MEMORIAL GYMNASIUM IN 67TH SEASON

Storied Memorial Gymnasium is in its 67th season as the host venue of Vanderbilt basketball. The SEC's most historic hoops setting has played host to more than 950 men's contests as well as the 1984 and 1991 SEC Tournaments and 40 men's and women's NCAA Tournament contests (since the early 1980s).

As the oldest gymnasium in the SEC, Memorial Gymnasium is renowned for its end zone benches, raised floor and unique atmosphere. It was dedicated in 1952 as a memorial to all Vanderbilt men and women who served in World War II. It was built by the late master architect Edwin Keeble, who was commissioned to build a combination gymnasium/concert hall.

.778	All-time winning percentage at Memorial Gym (800-228).
.886	Winning percentage against non-conference opponents since 1990 (218-28).
6	Undefeated seasons at home.

Winningest Coaches at Memorial Gymnasium

Coach	Yrs	Record
1. Kevin Stallings (2000-16)	17	226-65
2. Roy Skinner (1959, 1962-76)	16	181-41
3. Bob Polk (1948-58, 1960-61)	8	96-15
4. C.M. Newton (1982-89)	8	91-37
5. Jan van Breda Kolff (1994-99)	6	75-20
6. Eddie Fogler (1990-93)	4	54-12

Coach Drew at Memorial Gymnasium

Coach	Yr	Record
Bryce Drew	2016-17	11-5
	2017-18	11-7
	2018-19	6-1
	Total	27-13

ANNUAL ATTENDANCE FIGURES

Year	All Games	Attendance	Average	NCAA Rank	SEC Games	SEC Attendance	Average
2018-19	7	61,189	8,741	-	-	-	-
2017-18	18	165,131	9,174	46	9	89,065	9,896
2016-17	16	154,169	9,636	45	9	92,645	10,294
2015-16	16	178,167	11,135	36	9	107,318	11,924
2014-15	19	168,377	8,862	51	9	88,830	9,870
2013-14	16	152,539	9,534	45	9	92,455	10,273
2012-13	15	159,557	10,637	36	9	100,986	11,221
2011-12	18	246,561	13,698	18	8	112,368	14,046
2010-11	17	234,632	13,802	18	8	114,346	14,293
2009-10	16	217,965	13,623	21	8	113,539	14,192
2008-09	17	225,686	13,276	25	8	112,833	14,104
2007-08	19	254,954	13,418	22	8	113,713	14,214
2006-07	17	204,511	12,030	31	8	109,043	13,630
2005-06	16	195,159	12,197	24	8	108,258	13,532
2004-05 [^]	19	191,678	10,088	43	8	105,357	13,170
2003-04	17	192,301	11,312	33	8	106,990	13,374
2002-03	16	153,123	9,570	46	8	96,906	12,113
2001-02	17	150,325	8,843	50	8	93,873	11,734
2000-01	19	186,468	9,814	45	8	102,055	12,757
1999-00*	18	197,770	10,987	30	8	106,741	13,343
1998-99	16	192,538	12,034	26	8	106,128	13,266
1997-98	16	213,974	13,373	21	8	117,819	14,727
1996-97	16	207,771	12,986	25	8	120,214	15,027
1995-96	18	226,354	12,575	28	8	112,996	14,125
1994-95	13	183,042	14,080	17	8	118,932	14,867
1993-94	16	223,997	14,000	15	8	121,345	15,168
1992-93	14	212,156	15,154	11	8	122,536	15,317
1991-92	17	210,585	12,387	29	8	115,104	14,388
1990-91	16	214,638	13,415	19	9	133,482	14,831
1989-90	19	259,992	13,684	18	9	136,136	15,126
1988-89	15	224,657	14,977	13	9	137,212	15,246
1987-88	16	223,747	13,984	14	9	138,393	15,377
1986-87	17	226,343	13,314	14	9	130,854	14,539
1985-86	15	200,806	13,387	14	9	128,059	14,229
1984-85	16	194,390	12,149	17	9	122,514	13,613
1983-84	18	249,292	13,850	10	9	135,546	15,050
1982-83	17	237,584	13,976	9	9	135,418	15,046
1981-82	14	202,225	14,445	9	9	131,699	14,633
1980-81	15	227,478	15,165	9	9	136,436	15,160
1979-80	15	228,029	15,202	5	9	138,754	15,417
1978-79	14	215,330	15,380	5	9	139,930	15,547
1977-78	14	207,375	14,813	5	9	134,232	14,915
1976-77	15	211,966	14,131	4	9	149,108	16,568
1975-76	13	180,901	13,915	-	9	135,375	15,042
1974-75	12	178,527	14,877	-	9	134,304	14,923
1973-74	12	182,728	15,227	-	9	140,252	15,584
1972-73	12	173,567	14,464	-	9	131,193	14,577
1971-72	12	156,778	13,065	-	9	120,172	13,352
1970-71	12	170,634	14,220	-	9	130,260	14,473
1969-70	12	176,763	14,730	-	9	135,745	14,861
1968-69	12	126,896	10,575	-	9	95,300	10,589
1967-68	12	129,722	10,810	-	9	96,274	10,697
1966-67	12	105,492	8,791	-	9	79,173	8,797
1965-66	12	106,022	8,835	-	9	62,368	8,910
1964-65	12	98,821	8,235	-	9	65,712	8,214
1963-64	12	84,827	7,069	-	6	35,684	5,947
1962-63	12	75,261	6,272	-	6	46,183	6,598
1961-62	13	73,640	5,665	-	8	47,357	5,920
1960-61	13	74,187	5,707	-	7	45,549	6,507
1959-60	14	76,199	5,443	-	8	46,064	5,758

[^] First year capacity increased from 14,168 to 14,316; * First year capacity decreased from 15,311 to 14,168

**VANDERBILT BASKETBALL
QUICK HITTERS**

- This is the 116th year of Vanderbilt basketball, with the first season taking place in 1900-01. There were no teams in 1904-05 and 1905-06.
- The Commodores have been named to 15 NCAA Tournaments and 12 NIT's. Vanderbilt advanced to the Elite 8 in 1965 (field of 23), and the Sweet 16 in 1988, 1993, 2004, and 2007. The Commodores captured the NIT Championship in 1990 and finished runner-up in 1994.
- The Commodores are a charter member of the SEC, with the 2017-18 season being the 85th year in the conference.
- Vanderbilt is the only private institution in the SEC with the lowest enrollment of any of the 14 schools (6,738).
- Vanderbilt's Perry Wallace became the first African-American scholarship basketball player in the SEC when he took the court in 1967.
- The Commodores have 48 career 1,000-point scorers, with Shan Foster (2004-08) the all-time leading scorer with 2,011 career points.
- Vanderbilt has had 12 All-Americans since 1950. They are: Billy Joe Adcock (1950), Clyde Lee (1965), Tom Hagan (1969), Jan van Breda Kolff (1974), Will Perdue (1988), Billy McCaffrey (1993), Dan Langhi (2000), Matt Freije (2004), Derrick Byars (2007), Shan Foster (2008), and John Jenkins (2011).
- Vanderbilt had two players selected in the 2016 NBA Draft - Wade Baldwin IV, Memphis, 17th pick and Damian Jones, Golden State 30th pick - one of only three schools with two or more players drafted in the first round. In all, 37 Vanderbilt players have been selected in the NBA Draft since 1950.
- The Commodores had three players drafted in the first 31 picks of the 2012 NBA Draft - John Jenkins, Atlanta, 23rd pick, Festus Ezeli, Golden State, 30th pick, Jeffery Taylor, Charlotte, 31st pick - the most by the Commodores in one draft.
- The Commodores ended a 61-year SEC Tournament drought in 2012 by claiming the tournament championship in New Orleans, the team's first SEC tournament championship since 1951.
- Kevin Stallings is the winningest coach in Vanderbilt history with 322 total victories (17 years, 322-220).
- All three of the university's top all-time scorers played for Kevin Stallings (Foster, Jeffery Taylor, Matt Freije). John Jenkins, who is 10th on the list, also played for him.
- Vanderbilt's intercollegiate athletics teams are nicknamed the Commodores, in honor of the nickname given to founder Cornelius Vanderbilt, who made his fortune in shipping. Vanderbilt donated \$1 million to begin "Central University" in 1875 - the campus was later renamed for Cornelius because of his generosity. Cornelius never stepped foot on the campus that bears his namesake.

SEC STANDINGS

2018-19 SEC STANDINGS (12/20)

	SEC	Pct.	All	Pct.
Miss. State	0-0	.000	10-1	.909
Tennessee	0-0	.000	9-1	.900
Auburn	0-0	.000	9-2	.818
Kentucky	0-0	.000	8-2	.800
Ole Miss	0-0	.000	8-2	.800
Vanderbilt	0-0	.000	7-2	.778
LSU	0-0	.000	8-3	.727
Arkansas	0-0	.000	7-3	.700
Alabama	0-0	.000	7-3	.700
Missouri	0-0	.000	7-3	.700
Florida	0-0	.000	6-4	.600
Georgia	0-0	.000	6-4	.600
Texas A&M	0-0	.000	5-4	.556
South Carolina	0-0	.000	4-6	.400

SEC STATS

VU TEAM SEC RANKINGS (12/20)

Category	Rank	Total
Scoring	3rd	(83.6)
Scoring Defense	10th	(71.0)
Scoring Margin	5th	(+12.6)
FT%	8th	(.702)
FG%	5th	(.475)
FG% Defense	5th	(.396)
3FG%	5th	(.365)
3FG% Defense	3rd	(.303)
3FG Made	5th	(8.5)
Rebound Margin	8th	(+4.7)
Blocks	7th	(5.2)
Assists	7th	(14.8)
Steals	13th	(5.1)
Turnover Margin	13th	(-1.0)
Assist/TO Ratio	7th	(1.1)

VU INDIVIDUAL SEC RANKINGS (12/20)

Player	Rank	Total
Simisola Shittu	12th	(15.1)
Rebounding	6th	(7.7)
FG%	4th	(.546)
Def. Rebounds	5th	(5.8)
Saben Lee	10th	(3.8)
Assists	10th	(3.8)
Matt Ryan	8th	(2.3)
3FG Made	8th	(2.3)
3FG PCT	10th	(.368)

2017-18 ALL-SEC TEAMS

First Team All-SEC

- Jaylen Barford, Arkansas
- Chris Chiozza, Florida
- Yante Maten, Georgia
- Kevin Knox, Kentucky
- Kassius Robertson, Missouri
- Chris Silva, South Carolina
- Grant Williams, Tennessee
- Tyler Davis, Texas A&M

Second Team All-SEC

- Collin Sexton, Alabama
- Daryl Macon, Arkansas
- Bryce Brown, Auburn
- Jared Harper, Auburn
- Shai Gilgeous-Alexander, Kentucky
- Quinnndary Weatherspoon, Mississippi State
- Admiral Schofield, Tennessee
- Jeff Roberson, Vanderbilt**

All-Freshman Team

- Collin Sexton, Alabama
- Daniel Gafford, Arkansas
- Shai Gilgeous-Alexander, Kentucky
- Kevin Knox, Kentucky
- Tremont Waters, LSU
- Nick Weatherspoon, Mississippi State
- Jontay Porter, Missouri
- TJ Starks, Texas A&M

All-Defensive Team

- Donta Hall, Alabama
- Anfernee McLemore, Auburn
- Chris Chiozza, Florida
- Chris Silva, South Carolina
- Robert Williams, Texas A&M

Coach of the Year

- Rick Barnes, Tennessee

Player of the Year

- Grant Williams, Tennessee

Scholar Athlete of the Year

- Juwan Parker, Georgia

Co-Freshman of the Year

- Collin Sexton, Alabama
- Kevin Knox, Kentucky

Co-Sixth man of the Year

- Jontay Porter, Missouri
- Lamonté Turner, Tennessee

Defensive Player of the Year

- Chris Silva, South Carolina
- Robert Williams, Texas A&M

Vanderbilt Combined Overall Statistics



2018-19 Vanderbilt Basketball
 Vanderbilt Combined Team Statistics (as of Dec 17, 2018)
 All games



RECORD:	OVERALL	HOME	AWAY	NEUTRAL
ALL GAMES	7-2	6-1	1-0	0-1
CONFERENCE	0-0	0-0	0-0	0-0
NON-CONFERENCE	7-2	6-1	1-0	0-1

#	Player	gp-gs	min	avg	Total		3-Point		F-Throw		Rebounds			pf	dq	a	to	blk	stl	pts	avg			
					fg-fga	fg%	3fg-fga	3fg%	ft-fa	ft%	off	def	tot									avg		
10	GARLAND, Darius	5-5	139	27.8	29-54	.537	11-23	.478	12-16	.750	2	17	19	3.8	7	0	13	15	2	4	81	16.2		
11	SHITTU, Simisola	9-9	253	28.1	53-97	.546	0-9	.000	30-46	.652	17	52	69	7.7	26	1	18	23	8	8	136	15.1		
00	LEE, Saben	9-9	254	28.2	31-72	.431	4-17	.235	42-61	.689	4	28	32	3.6	18	0	34	24	0	9	108	12.0		
02	TOYE, Joe	9-9	231	25.7	30-64	.469	13-34	.382	19-25	.760	6	29	35	3.9	18	0	7	7	5	7	92	10.2		
32	RYAN, Matt	9-9	223	24.8	28-73	.384	21-57	.368	13-16	.813	5	25	30	3.3	10	0	15	10	1	1	90	10.0		
24	NESMITH, Aaron	9-0	204	22.7	25-55	.455	12-33	.364	17-20	.850	8	46	54	6.0	24	0	15	8	7	7	79	8.8		
03	EVANS, Maxwell	8-0	119	14.9	21-40	.525	7-16	.438	6-11	.545	8	12	20	2.5	8	0	11	7	1	1	55	6.9		
13	MOYER, Matthew	7-2	116	16.6	12-30	.400	6-16	.375	6-6	1.000	15	13	28	4.0	12	0	10	7	5	1	36	5.1		
01	WETZELL, Yanni	9-0	110	12.2	13-26	.500	4-9	.444	10-15	.667	4	18	22	2.4	11	0	4	12	4	4	40	4.4		
15	BROWN, Clevon	9-2	142	15.8	14-29	.483	1-4	.250	3-9	.333	15	10	25	2.8	17	0	5	6	14	4	32	3.6		
30	HUNT, Mac	2-0	4	2.0	1-1	1.000	1-1	1.000	0-0	.000	0	0	0	0.0	0	0	1	0	0	0	3	1.5		
14	RICE, Isaiah	2-0	4	2.0	0-0	.000	0-0	.000	0-0	.000	0	0	0	0.0	0	0	0	1	0	0	0	0.0		
Team											15	20	35											
Total.....		9	1799		257-541	.475	80-219	.365	158-225	.702	99	270	369	41.0	151	1	133	121	47	46	752	83.6		
Opponents.....		9	1800		235-593	.396	64-211	.303	105-162	.648	112	215	327	36.3	184	-	100	112	20	63	639	71.0		

TEAM STATISTICS	VU	OPP	Date	Opponent	Score	Att.
SCORING	752	639	11/06/18	WINTHROP	w 92-79	8387
Points per game	83.6	71.0	11/11/18	at Southern California	w 82-78	3804
Scoring margin	+12.6	-	11/16/18	ALCORN STATE	w 79-54	9193
FIELD GOALS-ATT	257-541	235-593	11/19/18	LIBERTY	w 79-70	8493
Field goal pct	.475	.396	11/23/18	KENT STATE	L 75-77	9061
3 POINT FG-ATT	80-219	64-211	11/27/18	SAVANNAH STATE	w 120-85	8271
3-point FG pct	.365	.303	+ 12/01/18	vs NC State	L 65-80	5749
3-pt FG made per game	8.9	7.1	12/05/18	MIDDLE TENNESSEE	w 79-51	8513
FREE THROWS-ATT	158-225	105-162	12/17/18	ARIZONA STATE	w 81-65	9271
Free throw pct	.702	.648				
F-Throws made per game	17.6	11.7	+ = 2018 Air Force Reserve Hoophall Invitational presented by Citi, Miami, Fla.			
REBOUNDS	369	327	* = Conference game			
Rebounds per game	41.0	36.3				
Rebounding margin	+4.7	-				
ASSISTS	133	100				
Assists per game	14.8	11.1				
TURNOVERS	121	112				
Turnovers per game	13.4	12.4				
Turnover margin	-1.0	-				
Assist/turnover ratio	1.1	0.9				
STEALS	46	63				
Steals per game	5.1	7.0				
BLOCKS	47	20				
Blocks per game	5.2	2.2				
ATTENDANCE	61189	9553				
Home games-Avg/Game	7-8741	1-3804				
Neutral site-Avg/Game	-	1-5749				

Score by Periods	1st	2nd	Totals
Vanderbilt	372	380	752
Opponents	311	328	639



Vanderbilt Points-Rebounds-Assists

Opponent	Date	Score	00		01		02		03		10		11		13	
			LEE,SABEN	WETZELL,YA	TOYE,JOE	EVANS,MAXW	GARLAND,DA	SHITTU,SIM	MOYER,MATT							
WINTHROP	11/06/18	92-79	w	12-6-5	0-0-0	12-6-3	0-0-0	24-3-4	18-10-1	DNP						
at Southern California	11/11/18	82-78	w	9-2-3	2-1-0	16-9-1	0-0-0	19-5-1	14-15-3	DNP						
ALCORN STATE	11/16/18	79-54	w	10-2-6	2-1-0	14-4-0	4-1-0	3-7-4	20-6-0	5-8-2						
LIBERTY	11/19/18	79-70	w	17-3-2	0-0-0	4-2-1	DNP	33-4-4	8-8-0	5-5-1						
KENT STATE	11/23/18	75-77	L	13-5-5	2-2-0	15-6-1	8-4-1	2-0-0	20-8-3	2-3-1						
SAVANNAH STATE	11/27/18	120-85	w	11-4-4	15-7-2	13-2-1	16-4-3	DNP	17-3-5	10-6-5						
vs NC State	12/01/18	65-80	L	15-1-3	2-3-0	1-1-0	10-3-1	DNP	15-6-2	0-4-0						
MIDDLE TENNESSEE	12/05/18	79-51	w	7-4-3	5-3-1	6-3-0	9-4-3	DNP	15-6-0	14-2-1						
ARIZONA STATE	12/17/18	81-65	w	14-5-3	12-5-1	11-2-0	8-4-3	DNP	9-7-4	0-0-0						

Opponent	Date	Score	14		15		24		30		32	
			RICE,ISAIA	BROWN,CLEV	NESMITH,AA	HUNT,MAC	RYAN,MATT					
WINTHROP	11/06/18	92-79	w	DNP	6-6-0	4-2-1	DNP	16-2-1				
at Southern California	11/11/18	82-78	w	DNP	8-4-0	10-4-4	DNP	4-5-2				
ALCORN STATE	11/16/18	79-54	w	DNP	2-4-1	7-7-1	DNP	12-2-4				
LIBERTY	11/19/18	79-70	w	DNP	0-1-1	2-4-0	DNP	10-7-0				
KENT STATE	11/23/18	75-77	L	DNP	0-3-0	5-6-2	DNP	8-5-2				
SAVANNAH STATE	11/27/18	120-85	w	0-0-0	4-1-0	20-13-3	3-0-1	11-3-3				
vs NC State	12/01/18	65-80	L	DNP	4-2-2	9-5-1	DNP	9-5-0				
MIDDLE TENNESSEE	12/05/18	79-51	w	0-0-0	5-2-1	9-8-2	0-0-0	9-0-2				
ARIZONA STATE	12/17/18	81-65	w	DNP	3-2-0	13-5-1	DNP	11-1-1				

Vanderbilt Team Statistics

Opponent	Date	Score	Total		3-Pointers		Free throws		Rebounds				pf	a	t/o	blk	stl	pts	avg	
			fg-fga	pct	3fg-fga	pct	ft-fa	pct	off	def	tot	avg								
WINTHROP	11/06/18	92-79	w	34-63	.540	10-30	.333	14-20	.700	5	30	35	35.0	19	15	11	7	4	92	92.0
at Southern California	11/11/18	82-78	w	27-71	.380	9-26	.346	19-30	.633	19	30	49	42.0	20	14	14	1	7	82	87.0
ALCORN STATE	11/16/18	79-54	w	29-64	.453	8-26	.308	13-17	.765	9	34	43	42.3	11	18	11	7	4	79	84.3
LIBERTY	11/19/18	79-70	w	26-52	.500	9-18	.500	18-28	.643	10	29	39	41.5	16	9	15	4	6	79	83.0
KENT STATE	11/23/18	75-77	L	27-58	.466	5-18	.278	16-27	.593	15	29	44	42.0	18	15	15	2	2	75	81.4
SAVANNAH STATE	11/27/18	120-85	w	42-67	.627	15-30	.500	21-25	.840	12	37	49	43.2	12	27	20	10	9	120	87.8
vs NC State	12/01/18	65-80	L	22-56	.393	3-22	.136	18-30	.600	12	21	33	41.7	21	9	12	7	4	65	84.6
MIDDLE TENNESSEE	12/05/18	79-51	w	26-55	.473	9-21	.429	18-19	.947	10	28	38	41.2	16	13	13	5	7	79	83.9
ARIZONA STATE	12/17/18	81-65	w	24-55	.436	12-28	.429	21-29	.724	7	32	39	41.0	18	13	10	4	3	81	83.6
Vanderbilt		752		257-541	.475	80-219	.365	158-225	.702	99	270	369	41.0	151	133	121	47	46	752	83.6
Opponents		639		235-593	.396	64-211	.303	105-162	.648	112	215	327	36.3	184	100	112	20	63	639	71.0

Vanderbilt Opponent Statistics

Opponent	Date	Score	Total		3-Pointers		Free throws		Rebounds				pf	a	t/o	blk	stl	pts	avg	
			fg-fga	pct	3fg-fga	pct	ft-fa	pct	off	def	tot	avg								
WINTHROP	11/06/18	92-79	w	29-68	.426	5-24	.208	16-24	.667	13	28	41	41.0	19	10	13	0	4	79	79.0
at Southern California	11/11/18	82-78	w	32-81	.395	4-19	.211	10-18	.556	21	26	47	44.0	26	9	11	5	8	78	78.5
ALCORN STATE	11/16/18	79-54	w	21-66	.318	6-22	.273	6-9	.667	12	27	39	42.3	18	9	14	0	8	54	70.3
LIBERTY	11/19/18	79-70	w	27-62	.435	7-26	.269	9-16	.563	7	22	29	39.0	21	9	11	3	8	70	70.2
KENT STATE	11/23/18	75-77	L	25-56	.446	12-24	.500	15-20	.750	4	20	24	36.0	20	15	8	5	13	77	71.6
SAVANNAH STATE	11/27/18	120-85	w	30-75	.400	16-43	.372	9-14	.643	11	16	27	34.5	18	15	19	2	12	85	73.8
vs NC State	12/01/18	65-80	L	30-64	.469	5-15	.333	15-22	.682	17	29	46	36.1	24	16	12	0	3	80	74.7
MIDDLE TENNESSEE	12/05/18	79-51	w	20-56	.357	2-14	.143	9-19	.474	14	18	32	35.6	19	8	14	4	3	51	71.8
ARIZONA STATE	12/17/18	81-65	w	21-65	.323	7-24	.292	16-20	.800	13	29	42	36.3	19	9	10	1	4	65	71.0
Opponents		639		235-593	.396	64-211	.303	105-162	.648	112	215	327	36.3	184	100	112	20	63	639	71.0
Vanderbilt		752		257-541	.475	80-219	.365	158-225	.702	99	270	369	41.0	151	133	121	47	46	752	83.6



Vanderbilt Individual Highs

Vanderbilt Team Highs

Vanderbilt - INDIVIDUAL GAME HIGHS

Points	33	GARLAND, Darius vs Liberty (11/19/18)
	24	GARLAND, Darius vs Winthrop (11/06/18)
	20	NESMITH, Aaron vs Savannah State (11/27/18)
	20	SHITTU, Simisola vs Kent State (11/23/18)
	20	SHITTU, Simisola vs Alcorn State (11/16/18)
Field Goals Made	12	GARLAND, Darius vs Liberty (11/19/18)
	9	SHITTU, Simisola vs Alcorn State (11/16/18)
	9	GARLAND, Darius vs Winthrop (11/06/18)
Field Goal Att.	18	GARLAND, Darius vs Liberty (11/19/18)
	15	SHITTU, Simisola vs Kent State (11/23/18)
	15	GARLAND, Darius vs Winthrop (11/06/18)
FG Pct (min 5 made)	.857 (6-7)	SHITTU, Simisola vs Savannah State (11/27/18)
	.833 (5-6)	TOYE, Joe vs Savannah State (11/27/18)
3-Point FG Made	5	GARLAND, Darius vs Liberty (11/19/18)
	4	RYAN, Matt vs Alcorn State (11/16/18)
	4	RYAN, Matt vs Winthrop (11/06/18)
3-Point FG Att.	11	RYAN, Matt vs Winthrop (11/06/18)
	9	RYAN, Matt vs Arizona State (12/17/18)
3-Pt FG Pct (min 2 made)	1.000 (3-3)	TOYE, Joe vs Savannah State (11/27/18)
	1.000 (2-2)	WETZELL, Yann vs Savannah State (11/27/18)
Free Throws Made	9	LEE, Saben vs Arizona State (12/17/18)
	9	LEE, Saben vs NC State (12/01/18)
	9	LEE, Saben vs Liberty (11/19/18)
Free Throw Att.	14	LEE, Saben vs Liberty (11/19/18)
	13	LEE, Saben vs NC State (12/01/18)
FT Pct (min 3 made)	1.000 (5-5)	WETZELL, Yann vs Arizona State (12/17/18)
	1.000 (4-4)	MOYER, Matthew vs Middle Tennessee (12/05/18)
	1.000 (4-4)	NESMITH, Aaron vs Savannah State (11/27/18)
	1.000 (4-4)	GARLAND, Darius at Southern California (11/11/18)
	1.000 (3-3)	LEE, Saben at Southern California (11/11/18)
Rebounds	15	SHITTU, Simisola at Southern California (11/11/18)
	13	NESMITH, Aaron vs Savannah State (11/27/18)
Assists	6	LEE, Saben vs Alcorn State (11/16/18)
	5	MOYER, Matthew vs Savannah State (11/27/18)
	5	SHITTU, Simisola vs Savannah State (11/27/18)
	5	LEE, Saben vs Kent State (11/23/18)
	5	LEE, Saben vs Winthrop (11/06/18)
Steals	3	NESMITH, Aaron vs Savannah State (11/27/18)
	3	LEE, Saben vs Savannah State (11/27/18)
	3	SHITTU, Simisola at Southern California (11/11/18)
Blocked Shots	4	BROWN, Clevon vs Savannah State (11/27/18)
	3	SHITTU, Simisola vs NC State (12/01/18)
	3	BROWN, Clevon vs Liberty (11/19/18)
	3	SHITTU, Simisola vs Alcorn State (11/16/18)
Turnovers	6	LEE, Saben vs Kent State (11/23/18)
	6	GARLAND, Darius at Southern California (11/11/18)
Fouls	5	SHITTU, Simisola at Southern California (11/11/18)
	4	NESMITH, Aaron vs NC State (12/01/18)
	4	NESMITH, Aaron vs Savannah State (11/27/18)
	4	NESMITH, Aaron vs Kent State (11/23/18)
	4	SHITTU, Simisola vs Liberty (11/19/18)
	4	GARLAND, Darius at Southern California (11/11/18)
	4	LEE, Saben vs Winthrop (11/06/18)

Vanderbilt - TEAM GAME HIGHS

POINTS	120	SAVANNAH STATE (11/27/18)
	92	WINTHROP (11/06/18)
	82	at Southern California (11/11/18)
	79	LIBERTY (11/19/18)
	79	ALCORN STATE (11/16/18)
FIELD GOALS MADE	42	SAVANNAH STATE (11/27/18)
	34	WINTHROP (11/06/18)
FIELD GOAL ATTEMPTS	67	at Southern California (11/11/18)
	71	SAVANNAH STATE (11/27/18)
FIELD GOAL PERCENTAGE	.627 (42-67)	SAVANNAH STATE (11/27/18)
	.540 (34-63)	WINTHROP (11/06/18)
3 PT FIELD GOALS MADE	15	SAVANNAH STATE (11/27/18)
	10	WINTHROP (11/06/18)
3 PT FG ATTEMPTS	30	SAVANNAH STATE (11/27/18)
	30	WINTHROP (11/06/18)
3 PT FG PERCENTAGE	.500 (15-30)	SAVANNAH STATE (11/27/18)
	.500 (9-18)	LIBERTY (11/19/18)
FREE THROWS MADE	21	SAVANNAH STATE (11/27/18)
	19	at Southern California (11/11/18)
FREE THROW ATTEMPTS	30	vs NC State (12/1/18)
	30	at Southern California (11/11/18)
FREE THROW PERCENTAGE	.840 (21-25)	SAVANNAH STATE (11/27/18)
	.765 (13-17)	ALCORN STATE (11/16/18)
REBOUNDS	49	SAVANNAH STATE (11/27/18)
	49	at Southern California (11/11/18)
ASSISTS	27	SAVANNAH STATE (11/27/18)
	18	ALCORN STATE (11/16/18)
STEALS	9	SAVANNAH STATE (11/27/18)
	7	at Southern California (11/11/18)
BLOCKED SHOTS	7	SAVANNAH STATE (11/27/18)
	7	vs NC State (12/1/18)
	7	ALCORN STATE (11/16/18)
	7	WINTHROP (11/06/18)
TURNOVERS	20	SAVANNAH STATE (11/27/18)
	15	KENT STATE (11/23/18)
	15	LIBERTY (11/19/18)
FOULS	21	vs NC State (12/1/18)
	20	at Southern California (11/11/18)

Opponent Individual Highs

OPPONENT INDIVIDUAL GAME HIGHS

Points	22	WALKER, Jaylin vs Kent State (11/23/18)
	21	JOSEPH, Collins vs Savannah State (11/27/18)
	21	SMITH, Nych vs Winthrop (11/06/18)
	19	JOHNSON, Markell vs NC State (12/01/18)
	19	Nick Rakocovic at Southern California (11/11/18)
Field Goals Made	8	JOSEPH, Collins vs Savannah State (11/27/18)
	8	WALKER, Jaylin vs Kent State (11/23/18)
	8	Nick Rakocovic at Southern California (11/11/18)
Field Goal Att.	18	WALKER, Jaylin vs Kent State (11/23/18)
	17	Derryck Thornton at Southern California (11/11/18)
	17	SMITH, Nych vs Winthrop (11/06/18)
FG Pct (min 5 made)	.800 (8-10)	JOSEPH, Collins vs Savannah State (11/27/18)
	.714 (5-7)	JAMES, Scottie vs Liberty (11/19/18)
3-Point FG Made	5	DOTSON, Jaquan vs Savannah State (11/27/18)
	4	WALKER, Jaylin vs Kent State (11/23/18)
	4	EVERY, Jalen vs Kent State (11/23/18)
3-Point FG Att.	9	DOTSON, Jaquan vs Savannah State (11/27/18)
	9	CABILL, Lovell vs Liberty (11/19/18)
3-Pt FG Pct (min 2 made)	.667 (2-3)	SMITH, Zaquan vs Savannah State (11/27/18)
	.667 (2-3)	Andrews, Deshawn vs Alcorn State (11/16/18)
Free Throws Made	6	FUNDERBURK, DJ vs NC State (12/01/18)
	5	White, Romello vs Arizona State (12/17/18)
	5	WILLIAMSON, CJ vs Kent State (11/23/18)
	5	Crosby, Troymain vs Alcorn State (11/16/18)
	5	SMITH, Nych vs Winthrop (11/06/18)
	5	FERGUSON, Josh vs Winthrop (11/06/18)
Free Throw Att.	10	SMITH, Nych vs Winthrop (11/06/18)
	7	FUNDERBURK, DJ vs NC State (12/01/18)
FT Pct (min 3 made)	1.000 (5-5)	FERGUSON, Josh vs Winthrop (11/06/18)
	1.000 (4-4)	Edwards, Rob vs Arizona State (12/17/18)
	1.000 (4-4)	GREEN, Antonio vs Middle Tennessee (12/05/18)
	1.000 (4-4)	WILLIAMS, Antonio vs Kent State (11/23/18)
Rebounds	18	Nick Rakocovic at Southern California (11/11/18)
	14	Cheatham, Zylan vs Arizona State (12/17/18)
Assists	7	JOHNSON, Markell vs NC State (12/01/18)
	5	JOSEPH, Collins vs Savannah State (11/27/18)
Steals	5	HARPER, Tyrell vs Savannah State (11/27/18)
	4	WILLIAMSON, CJ vs Kent State (11/23/18)
	4	DULING, BJ vs Kent State (11/23/18)
Blocked Shots	2	GAMBLE, Karl vs Middle Tennessee (12/05/18)
	2	HANSEN, Romani vs Savannah State (11/27/18)
	2	WHITTINGTON, Philip vs Kent State (11/23/18)
	2	Nick Rakocovic at Southern California (11/11/18)
	2	Kevin Porter Jr. at Southern California (11/11/18)
Turnovers	5	HARPER, Tyrell vs Savannah State (11/27/18)
	5	SAEED, Adam vs Savannah State (11/27/18)
	5	PICKETT, Adam vs Winthrop (11/06/18)
Fouls	5	WALKER, Wyatt vs NC State (12/01/18)
	5	WHITTINGTON, Philip vs Kent State (11/23/18)
	5	Kevin Porter Jr. at Southern California (11/11/18)
	5	Jordan Usher at Southern California (11/11/18)
	5	Derryck Thornton at Southern California (11/11/18)

Opponent Game Highs

Opponent - GAME HIGHS

POINTS	85	SAVANNAH STATE (11/27/18)
	80	vs NC State (12/01/18)
	79	WINTHROP (11/06/18)
	78	at Southern California (11/11/18)
	77	KENT STATE (11/23/18)
FIELD GOALS MADE	32	at Southern California (11/11/18)
	30	vs NC State (12/01/18)
	30	SAVANNAH STATE (11/27/18)
FIELD GOAL ATTEMPTS	81	at Southern California (11/11/18)
	75	SAVANNAH STATE (11/27/18)
FIELD GOAL PERCENTAGE	.469 (30-64)	vs NC State (12/01/18)
	.446 (25-56)	KENT STATE (11/23/18)
3 PT FIELD GOALS MADE	16	SAVANNAH STATE (11/27/18)
	12	KENT STATE (11/23/18)
3 PT FG ATTEMPTS	43	SAVANNAH STATE (11/27/18)
	26	LIBERTY (11/19/18)
3 PT FG PERCENTAGE	.500 (12-24)	KENT STATE (11/23/18)
	.372 (16-43)	SAVANNAH STATE (11/27/18)
FREE THROWS MADE	16	ARIZONA STATE (12/17/18)
	16	WINTHROP (11/06/18)
FREE THROW ATTEMPTS	24	WINTHROP (11/06/18)
	22	vs NC State (12/01/18)
FREE THROW PERCENTAGE	.800 (16-20)	ARIZONA STATE (12/17/18)
	.750 (15-20)	KENT STATE (11/23/18)
REBOUNDS	47	at Southern California (11/11/18)
	46	vs NC State (12/01/18)
ASSISTS	16	vs NC State (12/01/18)
	15	SAVANNAH STATE (11/27/18)
	15	KENT STATE (11/23/18)
STEALS	13	KENT STATE (11/23/18)
	12	SAVANNAH STATE (11/27/18)
	5	KENT STATE (11/23/18)
	5	at Southern California (11/11/18)
TURNOVERS	19	SAVANNAH STATE (11/27/18)
	14	MIDDLE TENNESSEE (12/05/18)
	14	ALCORN STATE (11/16/18)
FOULS	26	at Southern California (11/11/18)
	24	vs NC State (12/01/18)

THE LAST TIME...

VANDERBILT INDIVIDUALS

Scoring:

Scored 25 points – Riley LaChance (26), at LSU, 2/20/2018

Scored 30 points – Darius Garland (33), vs. Liberty, 11/19/2018

Scored 35 points – Billy McCaffrey (35), vs. Georgia, 2/24/1993

Scored 40 points – Shan Foster (42) vs. Mississippi State, 3/5/2008

Two Players Had 20 Points –

Riley LaChance (26), Jeff Roberson (20) at LSU, 2/20/2018

Three Players Had 20 Points – Derrick Byars (28), Shan Foster (21) and Ross Neltner (20) vs. Toledo, 12/2/2006

Scored 20 Points in Two Straight Games – Jeff Roberson (26), Riley LaChance (21) vs. Florida (2/17/2018); Riley LaChance (26), Jeff Roberson (20) at LSU (2/20/2018)

Scored 20 Points in Three Straight Games – Jeff Roberson (22) vs. Miss. St., 2/14/18; Jeff Roberson (26) vs. Florida, 2/17/18; Jeff Roberson (20) at LSU, 2/20/18; Riley LaChance (21) vs. Florida, 2/17/18; Riley LaChance (26) at LSU, 2/20/18; Riley LaChance (23) vs. Texas A&M, 2/24/18

Scored 20 Points in Four Straight Games – Jeff Roberson (22), vs. Miss. St., 2/14/18; Jeff Roberson (26) vs. Florida, 2/17/18; Jeff Roberson (20) at LSU, 2/20/18; Jeff Roberson (21) vs. Texas A&M, 2/24/18

Scored 20 Points in Five Straight Games – Jeff Roberson (21) at Tennessee, 1/23/2018; vs. LSU (20), 1/20/2018; vs. TCU (20), 1/27/2018; at Kentucky (23), 1/30/2018; at Auburn (30), 2/3/2018

Scored 20 Points in Six Straight Games – Shan Foster vs. Georgia (29), 2/23/2008; vs. Tennessee (32), 2/26/2008; at Arkansas (22), 3/1/2008; vs. Mississippi State (42), 3/5/2008; at Alabama (21), 3/8/2008; vs. Auburn (26), 3/13/2008

Five Players Scored in Double Figures – Saben Lee (14), Aaron Nesmith (13), Yanni Wetzell (12), Matt Ryan (11), Joe Toye (11) vs. Arizona State, 12/17/2018

Seven Players Scored in Double Figures – Damian Jones (10), Wade Baldwin IV (20), Riley LaChance (10), Nolan Cressler (14), Joe Toye (10), Matthew Fisher-Davis (12), Josh Henderson (11), vs. Detroit (12/2/15)

Eight Players Scored in Double Figures – Aaron Nesmith (20), Simisola Shittu (17), Maxwell Evans (16), Yanni Wetzell (15), Joe Toye (13), Saben Lee (11), Matt Ryan (11), Matthew Moyer (10), vs. Savannah St., 11/27/2018

Four Players with 15 or more points – Jeff Roberson (19), Matthew Fisher-Davis (19),

Riley LaChance (19), Luke Kornet (16) vs. Kentucky, 1/10/2017

Double-Doubles:

Double-Double – Aaron Nesmith (20 points, 13 rebounds) vs. Savannah St., 11/27/2018

20-10 game – Aaron Nesmith (20 points, 13 rebounds) vs. Savannah St., 11/27/2018

30-10 game – Jeff Roberson (30 points, 10 rebounds) at Auburn, 2/3/2018

Back-to-back 20-10 games – Matt Freije vs. South Carolina (26 points, 11 rebounds) 1/28/04; vs. Kentucky (20 points, 11 rebounds) 1/31/04

Double-Double in Points and Rebounds – Aaron Nesmith (20 points, 13 rebounds) vs. Savannah St., 11/27/2018

Double-Double in Points and Assists – Wade Baldwin IV (15 points, 10 assists) vs. Western Michigan, 12/30/2015

Double-Double in Points and Blocks – Luke Kornet (11 points, 10 blocks) vs. Auburn (1/12/2016)

Double-Double in Points and Steals – Never

Double-Double in Two Consecutive games – Simisola Shittu (18 points, 10 rebounds) vs. Winthrop, 11/6/18; (14 points, 15 rebounds) at USC

Double-Double in three consecutive games – Jeff Roberson vs. Austin Peay (13 points, 10 rebounds) 11/10/2017; at Belmont (13 points, 12 rebounds) 11/10/2017; vs. UNC Asheville (17 points, 12 rebounds) 11/10/2017

Two players record double-double – Damian Jones (24 points, 12 rebounds), Luke Kornet (10 points, 10 rebounds) vs. Trevecca, 11/16/2014

Triple-Doubles:

Triple-Double – Luke Kornet (11 points, 11 rebounds, 10 blocks) vs. Auburn, 1/12/16; Brad Tinsley (11 points, 10 rebounds, 10 assists) vs. Presbyterian, 11/12/2010

Field Goals:

Made 10 FG in a game – Jeff Roberson (10) at Auburn, 2/3/2018

Made 11 FG in a game – Matthew Fisher-Davis (11) vs. Auburn, 1/4/2017

Made 12 FG in a game – Darius Garland (12) vs. Liberty, 11/19/2018

Made 16 FG in a game – Shan Foster (16) vs. Mississippi State, 3/5/2008

Attempted 15 FG in a game – Darius Garland (15) vs. Winthrop, 11/6/2018

Attempted 16 FG in a game – Riley LaChance (16) vs. Missouri, 2/27/2018

Attempted 17 FG in a game – Jeff Roberson (17) at Auburn, 2/3/2018

Attempted 18 FG in a game – Darius Garland (18) vs. Liberty, 11/19/2018

Attempted 19 FG in a game – Rod Odom (19) vs. Missouri, 1/16/14

Attempted 20 FG in a game – Jeff Roberson (20), vs. Texas A&M, 2/24/18

Three-Pointers:

Made 5 3-pointers in a game –

Darius Garland (5) vs. Liberty, 11/19/2018

Made 6 3-pointers in a game – Riley LaChance (6) vs. Texas A&M, 2/24/18

Made 7 3-pointers in a game – Matthew Fisher-Davis (7) vs. Auburn, 1/4/2017

Made 8 3-pointers in a game – Shan Foster (8) vs. UMass, 1/5/2008

Made 9 3-pointers in a game – Shan Foster (9) vs. Mississippi State, 3/5/2008

Attempted 10 3-pointers in a game – Riley LaChance (10) vs. Missouri, 2/27/2018

Attempted 15 3-pointers in a game – John Jenkins (16) vs. Oregon, 11/11/2011

Free Throws:

Made 10 FT in a game – Jeff Roberson (10), at Kentucky, 1/30/2018

Made 12 FT in a game – Jeff Roberson (12) vs. Florida, 2/17/2018

Made 13 FT in a game – A.J. Ogilvy (13) vs. DePaul, 12/5/2009

Made 18 FT in a game – Matt Freije (18) vs. Indiana, 11/24/2003

Attempted 12 FT in a game – Saben Lee (12) vs. Arizona St., 12/17/2018

Attempted 14 FT in a game – Saben Lee (14) vs. Liberty, 11/19/2018

Attempted 15 FT in a game – Saben Lee (16) vs. Kansas St., 12/3/2017

Rebounds:

10 Rebounds in a game – Aaron Nesmith (13), vs. Savannah St., 11/27/2018

15 Rebounds in a game – Simisola Shittu (15), at USC, 11/11/2018

10+ Rebounds in Three Consecutive Games – Jeff Roberson vs. Austin Peay (10) 11/10/2017; at Belmont (12) 11/10/2017; vs. UNC Asheville (12) 11/10/2017

Assists:

8 Assists – Riley LaChance (8) vs. Miss. St. (2/14/18)

9 Assists – Saben Lee (9) vs. Texas A&M, 2/24/18

10 Assists – Wade Baldwin IV (10) vs. Auburn, 1/12/16

11 Assists – Mario Moore (13) vs. Arkansas, 2/19/2005

12 Assists – Mario Moore (13) vs. Arkansas, 2/19/2005

13 Assists – Mario Moore (13) vs. Arkansas, 2/19/2005

14 Assists – Billy McCaffrey (14) vs. Kentucky, 1/13/1993

5+ Assists in Four Consecutive Games – Wade Baldwin IV (8) vs. Texas A&M, 2/4/16; (9) at Ole Miss, 2/6/16; (7) vs. Missouri, 2/10/16; (7) at Auburn, 2/13/16; (9) at Miss. St., 2/16/16; (7) vs. Georgia, 2/20/16

8+ Assists in Two Consecutive Games – Atiba Prater (9) at Georgia, 2/2/2000; (9) vs. Boston College, 2/6/2000

7 Blocked Shots – Clevon Brown (8) at Ole Miss, 3/3/2018

10 Blocked Shots – Luke Kornet (10) vs. Auburn, 1/12/16

4 Steals – Jeff Roberson (4) vs. Missouri, 2/27/2018

5 Steals – Riley LaChance (5) vs. Penn, 12/22/2014

6 Steals – Dan Cage (6) vs. Furman, 11/28/2006

7 Steals – James Strong (8) vs. Morehead State, 11/24/1998

8 Steals – James Strong (8) vs. Morehead State, 11/24/1998

7 Blocked Shots – Clevon Brown (8) at Ole Miss, 3/3/2018

10 Blocked Shots – Luke Kornet (10) vs. Auburn, 1/12/16

Steals:

4 Steals – Jeff Roberson (4) vs. Missouri, 2/27/2018

5 Steals – Riley LaChance (5) vs. Penn, 12/22/2014

6 Steals – Dan Cage (6) vs. Furman, 11/28/2006

7 Steals – James Strong (8) vs. Morehead State, 11/24/1998

8 Steals – James Strong (8) vs. Morehead State, 11/24/1998

Minutes:

Played every minute – Jeff Roberson at Ole Miss, 3/3/2018

Played over 40 minutes – Jeff Roberson (43), at Kentucky, 1/30/2018

All 5 starters played 40 minutes – Steve Tchiengang (40), Brad Tinsley (40), Lance Goulbourne (41), Jeffery Taylor (41), and John Jenkins (41), at Louisville, 12/2/2011

Fouls:

Technical Foul – Matt Ryan, Simisola Shittu, vs. Liberty, 11/19/2018

Fouled Out – Simisola Shittu, at USC, 11/11/18

Two Players Fouled Out – Riley LaChance, Djery Baptiste, vs. Kansas St., 12/3/2017

Three Players Fouled Out – Saben Lee, Clevon Brown, Djery Baptiste vs. Tennessee, 1/9/2018

TEAM

Started the game with Opponent Technical Foul – Furman bench, 12/22/2008

Scored 95 or more points – 120 vs. Savannah St., 11/27/2018 (W, 120-85)

Scored 100 or more points – 120 vs. Savannah St., 11/27/2018 (W, 120-85)

Scored 100 or more points (SEC game) – 102 at Ole Miss, 2/16/2012 (W, 102-76)

Scored 110 or more points – 120 vs. Savannah St., 11/27/2018 (W, 120-85)

Scored 110 or more points (SEC game) – 111 vs. Alabama 2/21/1972 (W, 111-91)

Scored 120 or more points – 120 vs. Savannah St., 11/27/2018 (W, 120-85)

Scored 120 or more points (SEC game) – 130 vs. Ole Miss 12/22/1970 (W, 130-112)

Scored 130 or more points – 130 vs. Ole Miss 12/22/1970 (W, 130-112)

Scored Less than 50 points – 42 vs. Virginia (42), 11/23/2017

Scored Less than 40 points – 38 at Tennessee (L, 76-38), 3/1/2014

Scored 20 or less points in half – 17 (1st half) vs. Virginia, 11/23/2017 (L, 42-68)

Scored 90+ points in three consecutive games – 95 vs. Bradley, 11/24/2007 (W, 95-86); 91 vs. South Alabama, 11/29/2007 (W, 91-88); vs. Georgia Tech, 12/1/2007 (W, 92-79)

Allowed 90 or more points – 91, at Auburn, 2/3/2018 (L, 93-81)

Allowed 100 or more points – 106, Kentucky, 3/5/2003 (L, 44-106)

Allowed Less than 50 points – 48,

THE LAST TIME...

vs. Houston Baptist, 12/20/2017 (W, 81-48)
Allowed 40 or Less points – 31, at Mississippi State, 2/23/2013 (W, 72-31)
Shot 60% or better – .627 vs. Savannah St., 11/27/18 (W, 120-85)
Shot 60% or better from three – .643 vs. Purdue, 12/13/14 (W, 81-71)
Shot over 67% FG – .679 vs. TSU, 12/19/2009 (W, 84-71)
Shot lower than 30% – .250 at Arkansas 2/10/18 (L, 54-72)
Allowed 60% shooting – .625 at LSU, 2/20/2018 (L, 78-88)
Scored 100 points in two consecutive games – 111 vs. North Alabama 12/20/1980 (W, 111-79) and 111 vs. Memphis 12/23/1980 (W, 111-96)
Scored 100 points in three consecutive games – Never
Scored 100 points in Consecutive SEC games – 104 vs. LSU 2/19/1972 (W, 104-83) and 111 vs. Alabama 2/21/1972 (W, 111-91)
Won game by 70 points or more – 71 vs. Union (Tenn.) (W, 95-24), 1911-12
Won game by 60 points or more – 71 vs. Union (Tenn.) (W, 95-24), 1911-12
Won game by 50 points or more – 50 vs. Detroit (W, 102-52) 12/2/2015
Lost by 25 or More Points – vs. Virginia, 11/23/17 (L, 68-42)
Game decided by one point – vs. Miss. St. (2/14/18) (W, 81-80)
Two consecutive games decided by one point – at South Carolina (L, 70-71) 1/7/1998 and Tennessee (W, 80-79) 1/10/1998
Three consecutive games decided by one point – Never
Shot 90% or Better from Free Throw Line (min. 10 att.) – 94.7% vs. M. Tennessee, 12/5/2018 (18-19)
Shot less than 50% from Free Throw Line – 46.9% vs. Morgan State (15-32) 11/23/13
Shot less than 20% from 3PT – .156 (3-22) vs. N.C. State 12/1/2018 (L, 80-65)
Attempted 30 FT – 30 (18-30) vs. N.C. State 12/1/2018
Attempted 35 FT – 39 (29-39) at Tennessee, 1/20/2016
Attempted 40 FT – 42 (29-42) vs. Florida, 2/3/2015
Attempted five or less FT – 3 at Texas A&M, 1/31/2017
Made 30 FT – 38, vs. Western Carolina, 12/16/14
Made 15 3FG – 17 vs. Alcorn St., 12/22/2017
Won an Overtime Game – vs. Florida 3/10/2017 (W, 72-62)
Lost an Overtime Game – at Kentucky, 1/30/2018 (L, 81-83)
Played Two Overtimes – vs. Yale 1/3/15 (W, 79-74)
Played Three Overtimes – at Ole Miss 2/17/1982 (L, 51-48)
Played Four Overtimes – at Ole Miss 2/17/1982 (L, 51-48)
Played consecutive games that went to overtime – vs. Xavier 11/28/2011 (L, 82-70) and at Louisville, 12/2/2011 (L, 62-60)
Had 20 Turnovers – 20, vs. Savannah St., 11/27/2018
Had 10 Blocks – 10, vs. Savannah St., 11/27/2018

OPPONENT - INDIVIDUALS

Scoring:
Scored 25 points – Tremont Waters (28) at LSU, 2/20/2018
Scored 30 points – Shai Gilgeous-Alexander (30) at Kentucky, 1/30/2018
Scored 35 points – Grant Williams (37), vs. Tennessee, 1/9/2018
Scored 40 points – Morris Almond (44), Rice, 1/3/2007
Two Players Had 20 Points – Grant Williams (37), Admiral Schofield (22), vs. Tennessee, 1/9/2018
Five Players Scored in Double Figures Deandre Burnett (17), Terence Davis (17), Breein Tyree (11), Justas Furmanavicius (11), Sebastian Saiz (10), vs. Ole Miss, 2/4/2017
Six Players Scored in Double Figures – Bam Doyne (22), Dwayne Curtis (12), Todd Abernethy (11), Clarence Sanders (11), Polynice (10) and Williams (10), vs. Ole Miss, 1/27/2007
Four Players with 15 or more points – Erik Daniels (20), Marquis Estill (17), Kelenna Azubuike (16) and Gerald Fitch (15) vs. Kentucky, 3/5/2003

Double-Doubles:
Double-Double – Nick Rakocevic (19 points, 18 rebounds) at USC, 11/11/2018
Triple-Double – Sam Muldrow (16 points, 14 rebounds and 10 blocks) at South Carolina, 1/8/2010
20-10 game – Dylan Windler (24 points, 11 rebounds), at Belmont, 11/13/2017
30-10 game – Ben Simmons (36 points, 14 rebounds), LSU, 1/2/2016

Double-Double in Points and Rebounds – Nick Rakocevic (19 points, 18 rebounds) at USC, 11/11/2018
Double-Double in Points and Assists – Nick Calathes (15 points, 10 assists) at Florida, 1/27/2008
Two players record double-doubles – Prince Ibeh (13 points, 11 rebounds), Kerwin Roach, Jr. (15 points, 11 rebounds), at Texas, 1/30/2016

Field Goals:
Made 10 FG in a game – Tremont Waters (10) at LSU, 2/20/2018
Made 11 FG in a game – Tyler Davis (11), vs. Texas A&M, 2/16/2017
Made 12 FG in a game – Shai Gilgeous-Alexander (12) at Kentucky, 1/30/2018
Made 13 FG in a game – Duop Reath (13) vs. LSU, 1/20/2018
Attempted 15 FG in a game – Chris Silva (15) at South Carolina, 1/6/2018
Attempted 16 FG in a game – Antonio Green, vs. M. Tennessee, 12/5/2018
Attempted 17 FG in a game – Derryck Thornton (17), at USC, 11/11/2018
Attempted 18 FG in a game – Jaylin Walker (18) vs. Kent State, 11/23/2018
Attempted 19 FG in a game – Shai Gilgeous-Alexander (19) at Kentucky, 1/30/2018
Attempted 20 FG in a game – Duop Reath (20) vs. LSU, 1/20/2018

Attempted 25 FG in a game - Malik Monk (25) at Kentucky, 2/28/2017

Three-Pointers:
Made 5 3-pointers in a game – Jaquan Dotson (5), vs. Savannah St., 11/27/2018
Made 6 3-pointers in a game – Jamal Murray, vs. Kentucky (6), 2/27/16
Made 7 3-pointers in a game – Chandler Parsons (7) vs. Florida, 1/25/2009
Made 8 3-pointers in a game– Brian Sullivan (8) vs. Miami (OH), 1/2/2012
Attempted 10 3-pointers in a game – Jordan McLaughlin (11), vs. USC, 11/19/2017

Free Throws:
Made 10 FT in a game – Grant Williams (12) at Tennessee, 1/23/2018
Made 16 FT in a game – Ben Simmons (16), LSU, 1/2/2016
Made 17 FT in a game – Morris Almond (17) at Rice, 1/3/2007
Attempted 10 FT in a game – Nych Smith s. Winthrop, 11/6/2018
Attempted 13 FT in a game - Ian Dubose (13) vs. Houston Baptist, 12/20/2017
Attempted 14 FT in a game - Grant Williams, (14) at Tennessee, 1/23/2018
Attempted 15 FT in a game – Grant Williams (15) vs. Tennessee, 1/9/2018

Rebounds:
10 Rebounds in a game – Zylan Cheatham (14) vs. Arizona State, 12/17/2018
15 Rebounds in a game – Sebastian Saiz (16), vs. Ole Miss, 2/4/2017
18 Rebounds in a game – Nick Rakocevic (18) at USC, 11/11/2018
19 Rebounds in a game – Omar Samhan (19) at St. Mary's, 11/20/2009
20 Rebounds in a game – Roy Rogers (20) at Alabama, 1/3/1996

Assists
8 Assists – Lamar Peters (8) vs. Miss. St. (2/14/18)
9 Assists – Tremont Waters (9) at LSU, 2/20/2018
10 Assists – Alex Caruso (10) at Texas A&M, 1/31/2015
11 Assists – Dee Bost (11) vs. Mississippi State, 3/11/2011
12 Assists – Jared Harper (14) at Auburn, 2/3/2018

Blocks:
4 Blocked Shots – Kevarrius Hayes (4), at Florida, 12/30/2017
5 Blocked Shots – Karl-Anthony Towns, (7), at Kentucky, 1/20/15
6 Blocked Shots – Reggie Lynch, (6), vs. Minnesota, 12/3/16
7 Blocked Shots – Daniel Gafford, (7), at Arkansas, 2/10/18
8 Blocked Shots – Jarvis Varnado (9) vs. Mississippi State, 2/3/2010
10 Blocked Shots – Sam Muldrow (10) at South Carolina, 1/8/2011

Steals:
5 Steals – Tyrell Harper (5) vs. Savannah St., 11/27/2018

6 Steals – Jajuan Johnson (6) vs. Marquette, 11/11/2016
7 Steals – Aaron Lucas (7) at South Carolina, 1/19/2002
8 Steals – Steve Wojciechowski (8) at Duke, 11/22/1996
Two players with 3 steals – Tyrell Harper (5), Romani Hansen (3) vs. Savannah St., 11/27/2018

Minutes:
Played every minute – Jordan Barnett vs. Missouri, 2/27/2018
Played over 40 minutes – Kevin Knox (40), at Kentucky, 1/30/2018

Fouls:
Technical Foul – Luguentz Dort, vs. Arizona State, 12/17/2018
Fouled Out - Wyatt Walker vs. N.C. State 12/1/2018
Three Players Fouled Out – Jordan Usher, Derryck Thornton, Kevin Porter, Jr. at USC, 11/11/2018

OPPONENT - TEAM

Scored 90 or more points at Memorial Gym – 92 vs. Tennessee, 1/9/2018 (L, 84-92)
Scored 100 or more points – 106 at Kentucky 3/5/2003 (L, 44-106)
Scored 110 or more points – 120 vs. Kentucky 2/7/1996 (L, 81-120)
Scored 120 or more points – 120 vs. Kentucky 2/7/1996 (L, 81-120)
Scored 130 or more points – Never
Scored Less than 50 points – 41 vs. Texas A&M, 3/9/17 (W, 66-41)
Scored Less than 40 points – 31 at Mississippi State, 2/23/2013 (W, 72-31)
Shot 50% or Better – .578 vs. Missouri, 2/27/2018 (Missouri, 74-66)
Shot 60% or Better – .625 at LSU (LSU 88, VU 78), 2/20/2018
Shot 60% or Better from 3PT – .654 (17-26), at Auburn, 2/3/2018
Shot less than 30% FG– .262 (16-61), vs. Houston Baptist, 12/20/2017 (W, 81-48)
Shot less than 15% from 3PT– .143 (2-14), vs. M. Tennessee, 12/5/2018 (W, 79-51)
Held Opponent Without a 3-Pointer – vs. Nebraska, 11/18/10 (W, 59-49)
Shot 90% or Better from Free Throw Line – 90.0, at Florida, 12/30/2017 (27-30)
Shot less than 50% from Free Throw Line – .467, vs. Minnesota, 12/3/2016 (L, 52-56)
Attempted 30 FT – 32, vs. Texas A&M, 2/24/18
Attempted 40 FT – 42 at Mississippi State, 2/12/2007
Attempted 45 or More FT – 49 at South Carolina, 1/28/2009
Attempted Zero FT – vs. TCU, 1/27/2018
Attempted five or less FT – 1 vs. Miami (OH), 1/2/2012
Made 30 FT – 32, at South Carolina, 1/28/2009
Made 0 FT – vs. TCU, 1/27/2018
Made 12 3PT – 12, vs. Missouri, 2/27/2018
Made 15 3PT – 16, vs. Savannah St., 11/27/2018
Attempted 30 or more 3PT – 43 vs. Savannah St., 11/27/2018
Had 20 Turnovers – 20 vs. MTSU, 12/21/2012



CLEVON BROWN

15

Junior, Forward
6'8" 240 lbs.
San Antonio, Texas
Churchill HS

SEASON HIGHS

- Points:** 8, at USC (11/11/18)
- FG Made:** 4, at USC (11/11/18)
- FG Atts:** 8, at USC (11/11/18)
- 3FG Made:** 1, vs. Middle Tennessee (12/5/18)
- 3FG Atts:** 2, at USC (11/11/18)
- FT Made:** 2, vs. Savannah St. (11/27/18)
- FT Atts:** 3, at USC (11/11/18)
- Rebounds:** 6, vs. Winthrop (11/6/18)
- Assists:** 2, vs. N.C. State (12/1/18)
- Turnovers:** 2, vs. Winthrop (11/6/18)
- Blocks:** 4, vs. Savannah St. (11/27/18)
- Steals:** 1, 3x, last vs. N.C. State (12/5/18)
- Minutes:** 21, vs. Middle Tennessee (12/5/18)

CAREER HIGHS

- Points:** 13, vs. Austin Peay (11/10/17)
- FG Made:** 6, vs. Austin Peay (11/10/17)
- FG Atts:** 11, vs. Austin Peay (11/10/17)
- 3FG Made:** 2, 2x, last at Missouri (2/11/17)
- 3FG Atts:** 3, 2x, at Missouri (2/11/17)
- FT Made:** 2, 4x, last vs. Savannah St. (11/27/18)
- FT Atts:** 4, vs. Texas A&M (2/16/17)
- Rebounds:** 7, at Kentucky (1/30/18)
- Assists:** 2, vs. N.C. State (12/1/18)
- Turnovers:** 4, at Auburn (2/3/18)
- Blocks:** 8, at Ole Miss (3/3/18)
- Steals:** 2, vs. Austin Peay (11/10/17)
- Minutes:** 31, at Kentucky (1/30/18)

BROWN NOTEBOOK

- ✪ Made first start of the season against Savannah State.
- ✪ Tallied eight points and four rebounds in win at USC; had three blocks vs. Liberty.
- ✪ Played in 32 games and made four starts in 2017-18. Averaged 3.9 points and 3.1 rebounds per game.
- ✪ Tallied a career-high eight blocks at Ole Miss. Also added six points and four rebounds. Most blocks for a Commodore since Luke Kornet had 10 vs. Auburn on 1/12/16
- ✪ Played career-high in minutes against TCU (26) and Kentucky (31). Had career-high 7 rebounds at UK.
- ✪ Scored a career-high 13 points in win over Austin Peay. Also set new career bests in field goals made and steals, and tied a career high in rebounds and blocks.
- ✪ Played in 34 games and averaged 1.6 points and 1.5 rebounds per game as a freshman in 2016-17.
- ✪ Signed with the Commodores in November of 2015.
- ✪ Made career debut vs. Marquette, scored five points against Golden Eagles; scored career-high six points vs. Norfolk State.
- ✪ Was ranked as the 9th-best player in the state of Texas by Texas Hoops, and the 126th-ranked player nationally by Rivals.com.
- ✪ Ranked as the 26th-ranked power forward in the country by Scout.com, he also received offers from Texas, Illinois, Notre Dame, and Auburn.

BROWN GAME-BY-GAME (JUNIOR)

Opponent	M	FG-A	3P-A	FT-A	Reb	PF	A	T	B	S	PTS
N6 Winthrop	19	3-5	0-1	0-0	6	3	0	2	2	0	6
N11 @USC	18	4-8	0-2	0-3	4	2	0	0	1	1	8
N16 Alcorn State	19	1-4	0-0	0-0	4	2	1	0	1	0	2
N19 Liberty	11	0-1	0-0	0-0	1	1	1	1	3	1	0
N23 Kent State	6	0-2	0-0	0-0	3	1	0	0	0	0	0
N27 Savannah State*	20	1-2	0-0	2-2	1	0	0	0	4	1	4
D1 vs. N.C. State*	16	2-2	0-0	0-2	2	3	2	1	1	1	4
D5 Middle Tennessee	21	2-4	1-1	0-0	2	3	1	1	1	0	5
D17 Arizona State	12	1-1	0-0	1-2	2	2	0	1	1	0	3
D22 vs. Kansas State											
D29 Tennessee State											
D31 UNC Asheville											
J5 Ole Miss											
J9 @Georgia											
J12 @Kentucky											
J16 South Carolina											
J19 Mississippi State											
J23 Tennessee											
J26 @Oklahoma											
J29 Kentucky											
F2 @Missouri											
F5 @Arkansas											
F9 Alabama											
F13 @Florida											
F16 Auburn											
F19 @Tennessee											
F23 @Alabama											
F27 Florida											
M2 @Texas A&M											
M6 Arkansas											
M9 @LSU											

Year	GP	GS	Min	Avg	FG	FGA	Pct	3FG	3FGA	Pct	FT	FTA	Pct	Off	Def	Tot	Avg	PF	FO	Ast	TO	Blk	Stl	Pts	Avg
2016-17	34	0	258	7.6	20	51	.392	8	27	.296	7	12	.583	16	34	50	1.5	35	0	3	16	14	1	55	1.6
2017-18	32	4	543	17.0	51	112	.455	11	46	.239	12	26	.462	42	56	98	3.1	67	3	7	27	43	9	125	3.9
2018-19	9	2	142	15.8	14	29	.483	1	4	.250	3	9	.333	15	10	25	2.8	17	0	5	6	14	4	32	3.6
TOTAL	75	6	943	12.6	85	192	.443	20	77	.260	22	47	.468	73	100	173	2.3	119	3	15	49	71	14	212	2.8

Year	GP	GS	Min	Avg	FG	FGA	Pct	3FG	3FGA	Pct	FT	FTA	Pct	Off	Def	Tot	Avg	PF	FO	Ast	TO	Blk	Stl	Pts	Avg
2016-17	17	0	118	6.9	10	24	.417	3	12	.250	3	7	.429	8	15	23	1.4	17	0	2	7	9	0	26	1.5
2017-18	18	3	350	19.4	28	61	.459	8	25	.320	7	15	.467	27	39	66	3.7	42	2	5	20	29	5	71	3.9
TOTAL	35	3	468	13.4	38	85	.447	11	37	.297	10	22	.455	35	54	89	2.5	59	2	7	27	38	5	97	2.8



MAXWELL EVANS

3

Sophomore, Guard
6'2" 192 lbs.
Houston, Texas
Bellaire HS

SEASON HIGHS

Points: 16, vs. Savannah St. (11/27/18)
FG Made: 6, vs. Savannah St. (11/27/18)
FG Atts: 9, vs. Savannah St. (11/27/18)
3FG Made: 2, 2x, last vs. Arizona St. (12/17/18)
3FG Atts: 4, vs. Savannah St. (11/27/18)
FT Made: 2, 2x last vs. Middle Tennessee (12/5/18)
FT Atts: 4, vs. Kent St. (11/23/18)
Rebounds: 4, 4x, last vs. vs. Arizona St. (12/17/18)
Assists: 3, 4x, last vs. Arizona St. (12/17/18)
Turnovers: 3, vs. Savannah St. (11/27/18)
Blocks: 1, vs. Savannah St. (11/27/18)
Steals: 1, vs. Alcorn St. (11/17/18)
Minutes: 26, vs. Savannah St. (11/27/18)

CAREER HIGHS

Points: 16, vs. Savannah St. (11/27/18)
FG Made: 6, 2x, vs. Savannah St. (11/27/18)
FG Atts: 10, vs. Houston Baptist (12/20/17)
3FG Made: 3, vs. Texas A&M (2/24/18)
3FG Atts: 6, vs. Alabama (1/2/18)
FT Made: 8, at Arkansas (2/10/18)
FT Atts: 9, at Arkansas (2/10/18)
Rebounds: 9, at Arkansas (2/10/18)
Assists: 3, 4x, last vs. Arizona St. (12/17/18)
Turnovers: 4, at S. Carolina (1/6/18)
Blocks: 1, vs. Savannah St. (11/27/18)
Steals: 1, 8x, last vs. Savannah St. (11/27/18)
Minutes: 29, at Auburn (2/3/18)

MISCELLANEOUS

EVANS NOTEBOOK

- ☛ Scored a career-high 16 points in season-best 26 minutes against Savannah State; scored 10 points vs. NC St.
- ☛ Played season-high 21 minutes against Kent State and scored eight points.
- ☛ Played in 29 games and made 15 starts as a true freshman...Averaged 3.9 points and 1.9 rebounds per game.
- ☛ Tied a career high with 14 points at Ole Miss - all of which came in first half.
- ☛ Scored eight points on 8-9 shooting from the FT line against Razorbacks; also had career-high nine rebounds.
- ☛ Tallied 13 points at Auburn in a career-best 29 minutes.
- ☛ Scored career-high 14 points, all in the second half, against Houston Baptist.
- ☛ 6'2 guard from Bellaire High School in Houston, Texas, was the number 16-ranked prospect in the state of Texas and 247sports.com ranked him as the 11th-ranked combo guard nationally at the end of his junior season.
- ☛ Chose the Commodores over Purdue, Northwestern, and Kansas State.
- ☛ Four-year starter and captain who averaged 32.7 points, 7.1 rebounds, 6.5 assists, 3.2 steals, and 2.0 blocks as a senior at Bellaire, where he played for coach Bruce Glover.
- ☛ Son of Carlis and Sharon...Is a triplet with sisters Megan and Maya, who each play volleyball at Alabama A&M... Also has an older brother Denzel, who is a running back at the University of Kansas...Advice to young people: "Always work hard on what you want to achieve."

EVANS GAME-BY-GAME (SOPHOMORE)

Opponent	M	FG-A	3P-A	FT-A	Reb	PF	A	T	B	S	PTS
N6 Winthrop	3	0-0	0-0	0-0	0	0	0	0	0	0	0
N11 @USC	2	0-1	0-1	0-1	0	0	0	0	0	0	0
N16 Alcorn State	7	2-3	0-1	0-0	1	1	0	0	0	1	4
N19 Liberty	DNP										
N23 Kent State	21	3-7	1-1	1-4	4	0	1	0	0	0	8
N27 Savannah State	26	6-9	2-4	2-2	4	1	3	3	1	0	16
D1 vs. N.C. State	20	4-7	1-3	1-2	3	3	1	2	0	0	10
D5 Middle Tennessee	22	3-8	1-3	2-2	4	2	3	1	0	0	9
D17 Arizona State	17	3-5	2-3	0-0	4	0	3	1	0	0	8
D22 vs. Kansas State											
D29 Tennessee State											
D31 UNC Asheville											
J5 Ole Miss											
J9 @Georgia											
J12 @Kentucky											
J16 South Carolina											
J19 Mississippi State											
J23 Tennessee											
J26 @Oklahoma											
J29 Kentucky											
F2 @Missouri											
F5 @Arkansas											
F9 Alabama											
F13 @Florida											
F16 Auburn											
F19 @Tennessee											
F23 @Alabama											
F27 Florida											
M2 @Texas A&M											
M6 Arkansas											
M9 @LSU											

Evans' Overall Statistics at Vanderbilt

Year	GP	GS	Min	Avg	FG	FGA	Pct	3FG	3FGA	Pct	FT	FTA	Pct	Off	Def	Tot	Avg	PF	FO	Ast	TO	Blk	Stl	Pts	Avg
2017-18	29	15	378	13.0	34	95	.358	18	54	.333	28	33	.848	15	41	56	1.9	33	0	14	25	0	9	114	3.9
2018-19	8	0	119	14.9	21	40	.525	7	16	.438	6	11	.545	8	12	20	2.5	8	0	11	7	1	1	55	6.9
TOTAL	37	15	497	13.4	55	135	.407	25	70	.357	34	44	.773	23	53	76	2.1	41	0	25	32	1	10	169	4.6

Evans' SEC Statistics at Vanderbilt

Year	GP	GS	Min	Avg	FG	FGA	Pct	3FG	3FGA	Pct	FT	FTA	Pct	Off	Def	Tot	Avg	PF	FO	Ast	TO	Blk	Stl	Pts	Avg
2017-18	17	12	257	15.1	18	52	.346	12	32	.375	26	30	.867	13	28	41	2.4	24	0	7	19	0	6	74	4.4
TOTAL	17	12	257	15.1	18	52	.346	12	32	.375	26	30	.867	13	28	41	2.4	24	0	7	19	0	6	74	4.4



DARIUS GARLAND

10 Freshman, Guard
6'2" 175 lbs.
Nashville, Tenn.
Brentwood Academy

SEASON HIGHS

- Points:** 33, vs. Liberty (11/19/18)
- FG Made:** 12, vs. Liberty (11/19/18)
- FG Atts:** 18, vs. Liberty (11/19/18)
- 3FG Made:** 5, vs. Liberty (11/19/18)
- 3FG Atts:** 8, vs. Liberty (11/19/18)
- FT Made:** 4, 2x, last vs. Liberty (11/19/18)
- FT Atts:** 5, 2x, last vs. Liberty (11/19/18)
- Rebounds:** 7, vs. Alcorn St. (11/16/18)
- Assists:** 4, 3x, last vs. Liberty (11/19/18)
- Turnovers:** 6, at USC (11/11/18)
- Blocks:** 2, vs. Winthrop (11/6/18)
- Steals:** 2, vs. Winthrop (11/6/18)
- Minutes:** 37, vs. Liberty (11/19/18)

CAREER HIGHS

- Points:** 33, vs. Liberty (11/19/18)
- FG Made:** 12, vs. Liberty (11/19/18)
- FG Atts:** 18, vs. Liberty (11/19/18)
- 3FG Made:** 5, vs. Liberty (11/19/18)
- 3FG Atts:** 8, vs. Liberty (11/19/18)
- FT Made:** 4, 2x, last vs. Liberty (11/19/18)
- FT Atts:** 5, 2x, last vs. Liberty (11/19/18)
- Rebounds:** 7, vs. Alcorn St. (11/16/18)
- Assists:** 4, 3x, last vs. Liberty (11/19/18)
- Turnovers:** 6, at USC (11/11/18)
- Blocks:** 2, vs. Winthrop (11/6/18)
- Steals:** 2, vs. Winthrop (11/6/18)
- Minutes:** 37, vs. Liberty (11/19/18)

GARLAND NOTEBOOK

- ✦ Injured meniscus in left knee vs. Kent State and will miss the remainder of the season.
- ✦ Scored 33 points vs. Liberty, the second-most ever by a Commodore freshman and the second-most by a Vanderbilt player since 1996-97.
- ✦ Named the SEC Freshman of the Week after averaging 21.5 points, 4.0 rebounds, 2.5 assists, 1.0 block, and 1.5 steals in two Commodore victories
- ✦ Tallied 24 points, four assists, three rebounds, two steals, and two blocks in his collegiate debut vs. Winthrop.
- ✦ Garland, from Nashville, Tenn. and the Brentwood Academy, signed his National Letter of Intent with the Commodores in November in 2017. A consensus five-star recruit by most recruiting services, Garland enters the Vanderbilt program as one of the nation's best incoming point guards.
- ✦ Attended Brentwood Academy and won a TSSAA-record-tying four state championships with the Eagles and became only the second player in state history to claim three consecutive Mr. Basketball awards (Brentwood Academy's Brandan Wright - 2004 to 2006).
- ✦ Averaged 28.6 points per game as a senior and shot 59.7 percent from the field.
- ✦ Named a 2018 McDonald's All-American and a Naismith National Player of the Year semifinalist, becoming only the second Commodore to be named a McDonald's All-American (class of 2018 signee Simi Shittu) and the first named as a Naismith semifinalist. Also a Jordan Brand nominee.
- ✦ Named the Gatorade Tennessee Player of the Year in 2018.
- ✦ Darius Kinnard Garland...January 26, 2000...Son of Winston and Felicia Garland...Has one brother, Desmond Nun nery...Plans to major in Communications and Broadcasting...Advice to young people: "Never be satisfied."

GARLAND GAME-BY-GAME (FRESHMAN)

Opponent	M	FG-A	3P-A	FT-A	Reb	PF	A	T	B	S	PTS
N6 Winthrop*	36	9-15	3-7	3-5	3	1	4	2	2	2	24
N11 @USC*	36	6-14	3-5	4-4	5	4	1	6	0	1	19
N16 Alcorn State*	28	1-6	0-3	1-2	7	0	4	3	0	0	3
N19 Liberty*	37	12-18	5-8	4-5	4	2	4	4	0	1	33
N23 Kent State*	2	1-1	0-0	0-0	0	0	0	0	0	0	2
N27 Savannah State	DNP										
D1 vs. N.C. State	DNP										
D5 Middle Tennessee	DNP										
D17 Arizona State	DNP										
D22 vs. Kansas State											
D29 Tennessee State											
D31 UNC Asheville											
J5 Ole Miss											
J9 @Georgia											
J12 @Kentucky											
J16 South Carolina											
J19 Mississippi State											
J23 Tennessee											
J26 @Oklahoma											
J29 Kentucky											
F2 @Missouri											
F5 @Arkansas											
F9 Alabama											
F13 @Florida											
F16 Auburn											
F19 @Tennessee											
F23 @Alabama											
F27 Florida											
M2 @Texas A&M											
M6 Arkansas											
M9 @LSU											

Garland's Overall Statistics at Vanderbilt

Year	GP	GS	Min	Avg	FG	FGA	Pct	3FG	3FGA	Pct	FT	FTA	Pct	Off	Def	Tot	Avg	PF	FO	Ast	TO	Blk	Stl	Pts	Avg
2018-19	5	5	139	27.8	29	54	.537	11	23	.478	12	16	.750	2	17	19	3.8	7	0	13	15	2	4	81	16.2
TOTAL	5	5	139	27.8	29	54	.537	11	23	.478	12	16	.750	2	17	19	3.8	7	0	13	15	2	4	81	16.2



SABEN LEE

O

Sophomore, Guard
6'2" 183 lbs.
Phoenix, Ariz.
Corona Del Sol HS

SEASON HIGHS

Points: 17, vs. Liberty (11/19/18)
FG Made: 6, vs. Winthrop (11/6/18)
FG Atts: 13, at USC (11/11/18)
3FG Made: 1, 4x, last vs. Arizona St. (12/17/18)
3FG Atts: 4, 2x, last vs. Kent St. (11/23/18)
FT Made: 9, 3x, last vs. Arizona St. (12/17/18)
FT Atts: 14, vs. Liberty (11/19/18)
Rebounds: 6, vs. Winthrop (11/6/18)
Assists: 6, vs. Alcorn St. (11/16/18)
Turnovers: 6, vs. Kent St. (11/23/18)
Blocks: 1, at USC (11/11/18)
Steals: 3, vs. Savannah St. (11/27/18)
Minutes: 31, at USC (11/11/18)

CAREER HIGHS

Points: 24, vs. Arizona State (12/17/17)
FG Made: 9, vs. Arizona State (12/17/17)
FG Atts: 14, 3x, last at Ole Miss (3/3/18)
3FG Made: 3, 3x, last at LSU (2/20/18)
3FG Atts: 6, vs. Austin Peay (11/10/17)
FT Made: 12, vs. Kansas St. (12/3/17)
FT Atts: 17, vs. Kansas St. (12/3/17)
Rebounds: 9, vs. Texas A&M (2/24/18)
Assists: 9, vs. Texas A&M (2/24/18)
Turnovers: 6, vs. Kent St. (11/23/18)
Blocks: 1, 3x, last at USC (11/11/18)
Steals: 4, vs. Arizona State (12/17/17)
Minutes: 38, vs. Arizona State (12/17/17)

LEE NOTEBOOK

- ✦ Scored in double figures in all but one game this season; led team with 14 points in win over Arizona State.
- ✦ 10th in SEC in assists.
- ✦ Tallied season-high 17 points vs. Liberty. Also attempted 14 free throws, the most by a Commodore since Wade Baldwin IV attempted 14 vs. Florida on 1/26/2016
- ✦ Scored 12 points, grabbed six rebounds, and dished out five assists in 2018-19 opener vs. Winthrop; scored 10 points and had six assists in win against Alcorn State
- ✦ Played in all 32 games as a freshman and started in 29 games. Tallied double figures in 17 games.
- ✦ First Commodore with nine assists vs. Texas A&M since Wade Baldwin IV at Miss. State, 2/16/2016. His 96 as sists was a freshman is 6th on Vanderbilt's all-time single-season freshman assist list.
- ✦ Averaged 11.7 points per game in SEC play; 10th in steals (1.2) in SEC games only.
- ✦ Scored career-high 24 points at Arizona State.
- ✦ Tied then-career high with 19 points vs. Kansas State - finished 12-17 from free-throw line. Last Commodore to make 12 free throws in a game was Luke Kornet vs. Belmont on 11/15/2016.
- ✦ 6'2 guard from Tempe, Ariz., who attended Corona Del Sol High School. Lee chose the Commodores over Louisville, Stanford, Florida State, and Nebraska.
- ✦ Averaged 22 points, five rebonds, four assists, three blocks, and three steals in his senior season at Corona Del Sol...First-team All-State selection as a junior and senior...Was a four-star prospect and the number 92-ranked player by Scout.com and the number 17 point guard by 247sports.com.
- ✦ Saben Anthonia Lee...June 23, 1999 ... Son of Anthonia "Amp" Lee and Natalie Williams...Has one brother Aubry...Plans to major in Mechanical Engineering...Advice to young people: "Have fun because at the next level it's all business."

LEE GAME-BY-GAME (FRESHMAN)

Opponent	M	FG-A	3P-A	FT-A	Reb	PF	A	T	B	S	PTS
N6 Winthrop*	30	6-8	0-1	0-0	6	4	5	2	0	0	12
N11 @USC*	31	3-13	0-4	3-3	2	3	3	2	1	1	9
N16 Alcorn State*	26	3-7	1-2	3-4	2	0	6	3	0	0	10
N19 Liberty*	30	4-9	0-0	9-14	3	1	2	5	0	2	17
N23 Kent State*	29	4-10	1-4	4-8	5	3	5	6	0	1	13
N27 Savannah State*	20	4-6	0-1	3-5	4	1	4	0	0	3	11
D1 vs. N.C. State*	32	3-7	0-0	9-13	1	3	3	2	0	0	15
D5 Middle Tennessee*	28	2-9	1-3	2-2	4	1	3	0	0	2	7
D17 Arizona State*	29	2-3	1-2	9-12	5	2	3	4	0	0	14
D22 vs. Kansas State											
D29 Tennessee State											
D31 UNC Asheville											
J5 Ole Miss											
J9 @Georgia											
J12 @Kentucky											
J16 South Carolina											
J19 Mississippi State											
J23 Tennessee											
J26 @Oklahoma											
J29 Kentucky											
F2 @Missouri											
F5 @Arkansas											
F9 Alabama											
F13 @Florida											
F16 Auburn											
F19 @Tennessee											
F23 @Alabama											
F27 Florida											
M2 @Texas A&M											
M6 Arkansas											
M9 @LSU											

Lee's Overall Statistics at Vanderbilt																											
Year	GP	GS	Min	Avg	FG	FGA	Pct	3FG	3FGA	Pct	FT	FTA	Pct	Off	Def	Tot	Avg	PF	FO	Ast	TO	Blk	Stl	Pts	Avg		
2017-18	32	29	857	26.8	115	249	.462	23	75	.307	85	117	.726	22	73	95	3.0	78	2	99	71	5	39	338	10.6		
2018-19	9	9	254	28.2	31	72	.431	4	17	.235	42	61	.689	4	28	32	3.6	18	0	34	24	0	9	108	12.0		
TOTAL	41	38	1111	27.1	146	321	.455	27	92	.293	127	178	.713	26	101	127	3.1	96	2	133	95	5	48	446	10.9		

Lee's SEC Statistics at Vanderbilt																											
Year	GP	GS	Min	Avg	FG	FGA	Pct	3FG	3FGA	Pct	FT	FTA	Pct	Off	Def	Tot	Avg	PF	FO	Ast	TO	Blk	Stl	Pts	Avg		
2017-18	18	18	520	28.9	75	148	.507	18	46	.391	42	56	.750	11	47	58	3.2	53	2	49	43	1	22	210	11.7		
TOTAL	18	18	520	28.9	75	148	.507	18	46	.391	42	56	.750	11	47	58	3.2	53	2	49	43	1	22	210	11.7		



MATTHEW MOYER

13

R-Sophomore, Forward
6'8" 217 lbs.
Gahanna, Ohio
Syracuse/Kent Prep

SEASON HIGHS

- Points:** 14, vs. Middle Tennessee (12/5/18)
- FG Made:** 4, 2x, last vs. Middle Tennessee (12/5/18)
- FG Atts:** 9, vs. Savannah St. (11/27/18)
- 3FG Made:** 2, 2x, last vs. Middle Tennessee (12/5/18)
- 3FG Atts:** 5, vs. Savannah St. (11/27/18)
- FT Made:** 4, vs. Middle Tennessee (12/5/18)
- FT Atts:** 4, vs. Middle Tennessee (12/5/18)
- Rebounds:** 8, vs. Alcorn St. (11/16/18)
- Assists:** 5, vs. Savannah St. (11/27/18)
- Turnovers:** 3, vs. Alcorn St. (11/16/18)
- Blocks:** 1, 5x, last vs. Middle Tennessee (12/5/18)
- Steals:** 1, vs. Alcorn St. (11/16/18)
- Minutes:** 24, vs. Savannah St. (11/27/18)

CAREER HIGHS

- Points:** 18, vs. UConn (12/5/17)
- FG Made:** 7, vs. UConn (12/5/17)
- FG Atts:** 12, vs. Buffalo (12/19/17)
- 3FG Made:** 2, 2x, last vs. Middle Tennessee (12/5/18)
- 3FG Atts:** 5, vs. Savannah St. (11/27/18)
- FT Made:** 4, 2x, last vs. Middle Tennessee (12/5/18)
- FT Atts:** 6, vs. N.C. State (2/14/18)
- Rebounds:** 10, at Florida State (1/13/18)
- Assists:** 5, vs. Savannah St. (11/27/18)
- Turnovers:** 3, vs. Alcorn St. (11/16/18)
- Blocks:** 2, 2x, last vs. Mich. St. (3/18/18)
- Steals:** 3, at Florida State (1/13/18)
- Minutes:** 36, vs. UConn (12/5/17)

MOYER NOTEBOOK

- ✪ Scored a Commodore-best 14 points against Middle Tennessee.
- ✪ Moyer, a transfer from Syracuse who arrived at Vanderbilt in the summer of 2018, was ruled immediately eligible by the NCAA on November 15. He will have three years of eligibility remaining with the Commodores.
- ✪ Has a total of 13 rebounds in two games as a Commodore.
- ✪ Redshirted first season at Syracuse, then averaged 3.1 points and 3.2 rebounds in 37 games with the Orange.
- ✪ Totaled a career-high 18 points and added eight rebounds versus Connecticut.
- ✪ Posted a career-high 10 rebounds and three steals at Florida State.
- ✪ Matthew Anthony Moyer...June 30, 1997...Son of Fred and Annette Moyer...Has one brother, Desmond Nunnery...Plans to major in Communications...Advice to young people: "Take advantage of your opportunities."

MOYER GAME-BY-GAME (SOPHOMORE)

Opponent	M	FG-A	3P-A	FT-A	Reb	PF	A	T	B	S	PTS
N6 Winthrop	DNP										
N11 @USC	DNP										
N16 Alcorn State	15	2-5	1-2	0-0	8	2	2	3	0	1	5
N19 Liberty	19	2-5	1-2	0-0	5	3	1	0	1	0	5
N23 Kent State	14	0-1	0-1	2-2	3	3	1	0	1	0	2
N27 Savannah State	24	4-9	2-5	0-0	6	0	5	2	1	0	10
D1 vs. N.C. State	14	0-2	0-1	0-0	4	1	0	0	1	0	0
D5 Middle Tennessee*	20	4-6	2-3	4-4	2	2	1	1	1	0	14
D17 Arizona State*	10	0-2	0-2	0-0	0	1	0	1	0	0	0
D22 vs. Kansas State											
D29 Tennessee State											
D31 UNC Asheville											
J5 Ole Miss											
J9 @Georgia											
J12 @Kentucky											
J16 South Carolina											
J19 Mississippi State											
J23 Tennessee											
J26 @Oklahoma											
J29 Kentucky											
F2 @Missouri											
F5 @Arkansas											
F9 Alabama											
F13 @Florida											
F16 Auburn											
F19 @Tennessee											
F23 @Alabama											
F27 Florida											
M2 @Texas A&M											
M6 Arkansas											
M9 @LSU											

Moyer's Overall Statistics

Year	GP	GS	Min	Avg	FG	FGA	Pct	3FG	3FGA	Pct	FT	FTA	Pct	Off	Def	Tot	Avg	PF	FO	Ast	TO	Blk	Stl	Pts	Avg
2017-18*	37	20	587	15.9	45	85	.529	1	9	.111	22	41	.537	38	82	120	3.2	52	1	16	25	11	13	113	3.1
2018-19	7	2	116	16.6	12	30	.400	6	16	.375	6	6	1.000	15	13	28	4.0	12	0	10	7	5	1	36	5.1
TOTAL	44	22	703	16.0	57	115	.496	7	25	.280	28	47	.596	53	95	148	3.4	64	1	26	32	16	14	149	3.4



AARON NESMITH

24

Freshman, Guard/Forward
6'6" 213 lbs.
Charleston, S.C.
Porter Gaud

SEASON HIGHS

- Points:** 20, vs. Savannah St. (11/27/18)
- FG Made:** 7, vs. Savannah St. (11/27/18)
- FG Atts:** 12, vs. Savannah St. (11/27/18)
- 3FG Made:** 3, vs. Arizona St. (12/17/18)
- 3FG Atts:** 5, 4x, last vs. Arizona St. (12/17/18)
- FT Made:** 4, vs. Savannah St. (11/27/18)
- FT Atts:** 4, vs. Savannah St. (11/27/18)
- Rebounds:** 13, vs. Savannah St. (11/27/18)
- Assists:** 4, at USC (11/11/18)
- Turnovers:** 3, vs. Savannah St. (11/27/18)
- Blocks:** 2, 2x, last vs. Middle Tennessee (12/5/18)
- Steals:** 3, vs. Savannah St. (11/27/18)
- Minutes:** 29, vs. Savannah St. (11/27/18)

CAREER HIGHS

- Points:** 20, vs. Savannah St. (11/27/18)
- FG Made:** 7, vs. Savannah St. (11/27/18)
- FG Atts:** 12, vs. Savannah St. (11/27/18)
- 3FG Made:** 3, vs. Arizona St. (12/17/18)
- 3FG Atts:** 5, 4x, last vs. Arizona St. (12/17/18)
- FT Made:** 4, vs. Savannah St. (11/27/18)
- FT Atts:** 4, vs. Savannah St. (11/27/18)
- Rebounds:** 13, vs. Savannah St. (11/27/18)
- Assists:** 4, at USC (11/11/18)
- Turnovers:** 3, vs. Savannah St. (11/27/18)
- Blocks:** 2, 2x, last vs. Middle Tennessee (12/5/18)
- Steals:** 3, vs. Savannah St. (11/27/18)
- Minutes:** 29, vs. Savannah St. (11/27/18)

NESMITH NOTEBOOK

- ✪ Scored 13 points in win over Arizona State.
- ✪ Posted career highs in points (20) and rebounds (13) in win over Savannah State.
- ✪ Scored 10 points, four rebounds, and four assists in win at USC.
- ✪ Nesmith posted a stellar career at Porter Gaud High School in Charleston, S.C., where he was named the state's Gatorade Player of the Year as a senior while leading his Porter Gaud teams to three straight South Carolina state titles and scoring 2,000 career points.
- ✪ One of the class of 2018's top shooters.
- ✪ Averaged 21 points, 4.5 rebounds and 1.8 assists per game as a senior...Scored 2,067 career points and was named Most Outstanding Player at both the Chick-fil-A Classic, where he made nine three pointers, and the Rotary Roundball holiday tournament.
- ✪ Three-time South Carolina Independent School Association 3A Player of the Year...Three-time honoree as All-Lowcountry player of the year by the Charleston Post and Courier.
- ✪ Aaron Joshua Nesmith...October 16, 1999...Son of Benard and Erine Nesmith...Has one brother, Eddie...Undecided in major...Advice to young people: "Always work hard and give that little extra effort when your peers are not."

NESMITH GAME-BY-GAME (FRESHMAN)

Opponent	M	FG-A	3P-A	FT-A	Reb	PF	A	T	B	S	PTS
N6 Winthrop	17	1-4	1-4	1-1	2	2	1	2	0	0	4
N11 @USC	21	3-6	2-5	2-2	4	2	4	0	0	0	10
N16 Alcorn State	24	2-8	1-5	2-2	7	3	1	0	1	1	7
N19 Liberty	12	0-0	0-0	2-2	4	1	0	1	0	0	2
N23 Kent State	23	1-5	1-3	2-3	6	4	2	1	0	1	5
N27 Savannah State	29	7-12	2-5	4-4	13	4	3	3	2	3	20
D1 vs. N.C. State	25	3-6	1-4	2-2	5	4	1	1	1	1	9
D5 Middle Tennessee	26	3-4	1-2	2-2	8	1	2	0	2	1	9
D17 Arizona State	27	5-10	3-5	0-2	5	3	1	0	1	0	13
D22 vs. Kansas State											
D29 Tennessee State											
D31 UNC Asheville											
J5 Ole Miss											
J9 @Georgia											
J12 @Kentucky											
J16 South Carolina											
J19 Mississippi State											
J23 Tennessee											
J26 @Oklahoma											
J29 Kentucky											
F2 @Missouri											
F5 @Arkansas											
F9 Alabama											
F13 @Florida											
F16 Auburn											
F19 @Tennessee											
F23 @Alabama											
F27 Florida											
M2 @Texas A&M											
M6 Arkansas											
M9 @LSU											

Nesmith's Overall Statistics at Vanderbilt

Year	GP	GS	Min	Avg	FG	FGA	Pct	3FG	3FGA	Pct	FT	FTA	Pct	Off	Def	Tot	Avg	PF	FO	Ast	TO	Blk	Stl	Pts	Avg
2018-19	9	0	204	22.7	25	55	.455	12	33	.364	17	20	.850	8	46	54	6.0	24	0	15	8	7	7	79	8.8
TOTAL	9	0	204	22.7	25	55	.455	12	33	.364	17	20	.850	8	46	54	6.0	24	0	15	8	7	7	79	8.8



MATT RYAN

32 Junior, Forward
6'8" 209 lbs.
Cortlandt Manor, N.Y.
Notre Dame/Iona Prep

SEASON HIGHS

- Points:** 16, vs. Winthrop (11/6/18)
- FG Made:** 5, vs. Winthrop (11/6/18)
- FG Atts:** 12, vs. Winthrop (11/6/18)
- 3FG Made:** 4, 2x, last vs. Alcorn St. (11/16/18)
- 3FG Atts:** 11, vs. Winthrop (11/6/18)
- FT Made:** 5, vs. Arizona St. (12/17/18)
- FT Atts:** 6, vs. Arizona St. (12/17/18)
- Rebounds:** 7, vs. Liberty (11/19/18)
- Assists:** 4, vs. Alcorn St. (11/16/18)
- Turnovers:** 3, 2x, last vs. N.C State (12/1/18)
- Blocks:** 1, vs. Winthrop (11/6/18)
- Steals:** 1, vs. N.C. State (12/1/18)
- Minutes:** 31, vs. Kent St. (11/23/18)

CAREER HIGHS

- Points:** 23, vs. Chicago State (11/26/16)
- FG Made:** 8, vs. Chicago State (11/26/16)
- FG Atts:** 15, vs. Chicago State (11/26/16)
- 3FG Made:** 7, vs. Chicago State (11/26/16)
- 3FG Atts:** 14, vs. Chicago State (11/26/16)
- FT Made:** 5, vs. Arizona St. (12/17/18)
- FT Atts:** 6, vs. Arizona St. (12/17/18)
- Rebounds:** 7, vs. Liberty (11/19/18)
- Assists:** 4, vs. Alcorn St. (11/16/18)
- Turnovers:** 3, vs. Savannah St. (11/27/18)
- Blocks:** 3, vs. Indiana (12/19/15)
- Steals:** 2, at Duke (1/16/16)
- Minutes:** 31, vs. Kent St. (11/23/18)

RYAN NOTEBOOK

- ✪ Eighth in SEC in three's made (2.3) and 10th in 3FG % (.368).
- ✪ Made four threes in a game for the second time this season against Alcorn State; also added career-high four assists; had career-high seven rebounds vs. Liberty.
- ✪ Sat out the 2017-18 season after transferring from Notre Dame, where he played in 72 games and participated in two NCAA tournaments, including an Elite Eight as a freshman in 2015-16.
- ✪ Has shot 39.8% from three in his two-year college career.
- ✪ Played in all 36 games as a sophomore at Notre Dame and averaged 3.6 points per game.
- ✪ Came off the bench in the ACC semifinal victory over Florida State to score 11 points on 3-of-4 shooting from three point range.
- ✪ Scored 17 points on 5-of-7 shooting from three-point range, while collecting a season-high five rebounds, in a victory over North Carolina A&T.
- ✪ Hit first five 3FG attempts and eventually finished 7-14 from three-point range with a career-high 23 points vs. Chicago State
- ✪ Born in White Plains, New York...Son of Richard and Laurie Ryan, along with older sister, Mikela and younger brother, Michael...Was a member of National Honor Society, National Latin Honor Society and National Italian Honor Society in high school...Majoring in Economics.

RYAN GAME-BY-GAME (JUNIOR)

Opponent	M	FG-A	3P-A	FT-A	Reb	PF	A	T	B	S	PTS
N6 Winthrop*	30	5-12	4-11	2-3	2	2	1	0	1	0	16
N11 @USC*	26	1-6	1-4	1-2	5	2	2	1	0	0	4
N16 Alcorn State*	21	4-8	4-7	0-0	2	2	4	1	0	0	12
N19 Liberty*	28	4-9	2-5	0-0	7	3	0	1	0	0	10
N23 Kent State*	31	3-5	2-4	0-0	5	0	2	0	0	0	8
N27 Savannah State*	20	3-8	3-8	2-2	3	0	3	3	0	0	11
D1 vs. N.C. State*	21	3-9	1-5	2-2	5	0	0	3	0	1	9
D5 Middle Tennessee*	21	3-5	2-4	1-1	0	0	2	1	0	0	9
D17 Arizona State*	24	2-11	2-9	5-6	1	1	1	0	0	0	11
D22 vs. Kansas State											
D29 Tennessee State											
D31 UNC Asheville											
J5 Ole Miss											
J9 @Georgia											
J12 @Kentucky											
J16 South Carolina											
J19 Mississippi State											
J23 Tennessee											
J26 @Oklahoma											
J29 Kentucky											
F2 @Missouri											
F5 @Arkansas											
F9 Alabama											
F13 @Florida											
F16 Auburn											
F19 @Tennessee											
F23 @Alabama											
F27 Florida											
M2 @Texas A&M											
M6 Arkansas											
M9 @LSU											

Ryan's Overall Statistics

Year	GP	GS	Min	Avg	FG	FGA	Pct	3FG	3FGA	Pct	FT	FTA	Pct	Off	Def	Tot	Avg	PF	FO	Ast	TO	Blk	Stl	Pts	Avg
2015-16*	36	4	521	14.5	60	144	.417	46	123	.374	19	24	.792	4	56	60	1.7	55	0	18	6	3	9	185	5.1
2016-17*	36	0	286	7.9	43	99	.434	36	83	.434	9	10	.900	6	26	32	0.9	29	0	14	13	1	6	131	3.6
2018-19	9	9	223	24.8	28	73	.384	21	57	.368	13	16	.813	5	25	30	3.3	10	0	15	10	1	1	90	10.0
TOTAL	81	13	1030	12.7	131	316	.415	103	263	.392	41	50	.820	15	107	122	1.5	94	0	47	29	5	16	406	5.0



SIMISOLA SHITTU

11

Freshman, Forward
6'10" 240 lbs.
Burlington, Ontario
Vermont Academy

SEASON HIGHS

- Points:** 20, 2x, last vs. Kent St. (11/23/18)
- FG Made:** 9, vs. Alcorn St. (11/16/18)
- FG Atts:** 15, vs. Kent St. (11/23/18)
- 3FG Made:**
- 3FG Atts:** 3, vs. Middle Tennessee (12/5/18)
- FT Made:** 6, vs. Winthrop (11/6/18)
- FT Atts:** 9, vs. Winthrop (11/6/18)
- Rebounds:** 15, at USC (11/11/18)
- Assists:** 5, vs. Savannah St. (11/27/18)
- Turnovers:** 5, 2x, last vs. Savannah St. (11/23/18)
- Blocks:** 3, 2x, last vs. N.C. State (12/1/18)
- Steals:** 3, at USC (11/11/18)
- Minutes:** 37, vs. Arizona St. (12/17/18)

CAREER HIGHS

- Points:** 20, 2x, last vs. Kent St. (11/23/18)
- FG Made:** 9, vs. Alcorn St. (11/16/18)
- FG Atts:** 15, vs. Kent St. (11/23/18)
- 3FG Made:**
- 3FG Atts:** 3, vs. Middle Tennessee (12/5/18)
- FT Made:** 6, vs. Winthrop (11/6/18)
- FT Atts:** 9, vs. Winthrop (11/6/18)
- Rebounds:** 15, at USC (11/11/18)
- Assists:** 5, vs. Savannah St. (11/27/18)
- Turnovers:** 5, 2x, last vs. Savannah St. (11/23/18)
- Blocks:** 3, 2x, last vs. N.C. State (12/1/18)
- Steals:** 3, at USC (11/11/18)
- Minutes:** 37, vs. Arizona St. (12/17/18)

SHITTU NOTEBOOK

- ☛ Scored a career-high 20 points in win over Alcorn St.; also scored 20 points vs. Kent State.
- ☛ 12th in the SEC in scoring (15.1), sixth in rebounding (7.7), fifth in defensive rebounding (5.8) and fourth in field goal percentage (.546).
- ☛ Tallied double-doubles in first two games as a collegiate, including a 14-point, 15-rebound effort at USC.
- ☛ Shittu, from Burlington, Ont. and the Vermont Academy, signed his National Letter of Intent with the Commodores in November in 2017. A consensus five-star forward/center Shittu is considered one of the best frontcourt prospects to enter college basketball this season.
- ☛ Averaged 20 points, 10 rebounds and 3 assists per game on the spring and summer AAU circuit for CIA Bounce.
- ☛ Was named a McDonald's All-American in 2018, Vanderbilt's second honoree in the class of 2018 (point guard Darius Garland).
- ☛ Also a Jordan Brand honoree.
- ☛ Averaged 19.9 points and 12.7 rebounds per game for Vermont Academy in 2016-17.
- ☛ Ranked seventh-best prospect in the class of 2018 and the number-one ranked power forward by Rivals.com.
- ☛ Oluwasimisola Shittu...November 7, 1999...Son of Adesoji and Omena Shittu...Has one brother, Tayo...Undecided in major...Advice to young people: "If you put in the work, everything will take care of itself."

SHITTU GAME-BY-GAME (FRESHMAN)

Opponent	M	FG-A	3P-A	FT-A	Reb	PF	A	T	B	S	PTS
N6 Winthrop*	32	6-12	0-1	6-9	10	3	1	1	2	2	18
N11 @USC*	26	5-12	0-0	4-7	15	5	3	3	1	3	14
N16 Alcorn State*	25	9-11	0-0	2-3	6	0	0	0	3	0	20
N19 Liberty*	28	3-5	0-0	2-5	8	4	0	2	0	0	8
N23 Kent State*	32	8-15	0-1	4-5	8	3	3	5	0	0	20
N27 Savannah State*	19	6-7	0-1	5-6	3	2	5	5	0	0	17
D1 vs. N.C. State*	33	6-12	0-2	3-5	6	3	2	3	3	1	15
D5 Middle Tennessee*	21	6-13	0-3	3-4	6	3	0	2	0	1	15
D17 Arizona State*	37	4-10	0-1	1-2	7	3	4	2	0	1	9
D22 vs. Kansas State											
D29 Tennessee State											
D31 UNC Asheville											
J5 Ole Miss											
J9 @Georgia											
J12 @Kentucky											
J16 South Carolina											
J19 Mississippi State											
J23 Tennessee											
J26 @Oklahoma											
J29 Kentucky											
F2 @Missouri											
F5 @Arkansas											
F9 Alabama											
F13 @Florida											
F16 Auburn											
F19 @Tennessee											
F23 @Alabama											
F27 Florida											
M2 @Texas A&M											
M6 Arkansas											
M9 @LSU											

Shittu's Overall Statistics at Vanderbilt

Year	GP	GS	Min	Avg	FG	FGA	Pct	3FG	3FGA	Pct	FT	FTA	Pct	Off	Def	Tot	Avg	PF	FO	Ast	TO	Blk	Stl	Pts	Avg
2018-19	9	9	253	28.1	53	97	.546	0	9	.000	30	46	.652	17	52	69	7.7	26	1	18	23	8	8	136	15.1
TOTAL	9	9	253	28.1	53	97	.546	0	9	.000	30	46	.652	17	52	69	7.7	26	1	18	23	8	8	136	15.1



JOE TOYE

2

Senior, Guard
6'7" 210 lbs.
Chicago, Ill.
Whitney Young HS

SEASON HIGHS

Points: 16, at USC (11/11/18)
FG Made: 6 vs. Kent St. (11/23/18)
FG Atts: 11, vs. Kent St. (11/23/18)
3FG Made: 3, 3x, last vs. Arizona St. (12/17/18)
3FG Atts: 6, vs. Alcorn St. (11/16/18)
FT Made: 5, 2x, last vs. Alcorn St. (11/16/18)
FT Atts: 6, 2x, last vs. Alcorn St. (11/16/18)
Rebounds: 9, at USC (11/11/18)
Assists: 3, vs. Winthrop (11/6/18)
Turnovers: 3, vs. Middle Tennessee (12/5/18)
Blocks: 3, at USC (11/11/18)
Steals: 2, vs. Arizona St. (12/17/18)
Minutes: 31, 3x, last vs. Kent St. (11/23/18)

CAREER HIGHS

Points: 18, vs. Texas A&M (3/9/17)
FG Made: 7, at Kentucky (1/30/18)
FG Atts: 18, vs. Arizona State (12/17/17)
3FG Made: 5, vs. Texas A&M (3/9/17)
3FG Atts: 8, vs. Texas A&M (3/9/17)
FT Made: 6, 6, 2x, last at Kentucky (2/28/17)
FT Atts: 7, vs. Texas A&M (2/16/17)
Rebounds: 9, at USC (11/11/18)
Assists: 4, 3x, last vs. Miss. State (2/14/18)
Turnovers: 4, vs. Florida (3/10/17)
Blocks: 3, at USC (11/11/18)
Steals: 2, 4x, last vs. Arizona St. (12/17/18)
Minutes: 38, vs. Florida (3/10/17)

TOYE NOTEBOOK

- ✪ Scored in double figures in three consecutive games to start his senior season and six games this year.
- ✪ Scored season-high 16 points at USC.
- ✪ Played in all 32 games and made nine starts as a junior in 2017-18.
- ✪ Tallied a season-high 16 points on two occasions this season (at Kentucky, vs. Miss. State); tied career-highs with six rebounds and four assists against Miss. State.
- ✪ His dunk against Mississippi State on Feb. 14 was named #1 play on SportsCenter's Top 10.
- ✪ Scored 13 points, including two game-clinching free throws, vs. Florida (2/17).
- ✪ Played in all 35 games and started 13 in 2016-17. Averaged 6.4 points and 2.6 rebounds in 2016-17.
- ✪ Tallied career high 18 points in win over Texas A&M at SEC Tournament.
- ✪ Scored a then career-high 15 points at Kentucky.
- ✪ Played in 30 games in 2015-16 and averaged 3.6 points and 1.2 rebounds per game. Scored in double figures in three games.
- ✪ Tied a career high with 10 points against Tennessee at SEC Tournament. Made a career-high three three's in a career-best 23 minutes of action. Also scored 10 points in First Four game vs. Wichita State.
- ✪ Was ranked as the sixth-best player in the state of Illinois and a four-star prospect by ESPN, and was also ranked as the 113th-best prospect in the nation by Rivals.com.
- ✪ Toye and his twin sister Elizabeth are both Division I basketball players - Elizabeth plays for Florida International.
- ✪ Attended Whitney Young High School in Chicago, where he was named as a First-Team All-City selection.
- ✪ Averaged 18.0 points, 7.0 rebounds, 2.0 assists, 2.0 steals, and 1.5 blocks as a senior.
- ✪ Chose the Commodores over Iowa, Memphis, Creighton, Bradley, UIC, and Missouri.
- ✪ Recipient of the Edie and David Johnson Family Basketball Scholarship.
- ✪ Advice to youngsters: "Don't let negative influences in your life."

TOYE GAME-BY-GAME (SENIOR)

Opponent	M	FG-A	3P-A	FT-A	Reb	PF	A	T	B	S	PTS
N6 Winthrop*	29	4-7	2-5	2-2	6	3	3	0	0	0	12
N11 @USC*	31	4-10	3-5	5-6	9	0	1	1	3	1	16
N16 Alcorn State*	25	4-9	1-6	5-6	4	1	0	1	2	1	14
N19 Liberty*	31	1-4	1-3	1-2	2	1	1	0	0	1	4
N23 Kent State*	31	6-11	0-4	3-5	6	2	1	2	1	0	15
N27 Savannah State*	13	5-6	3-3	0-0	2	3	1	0	1	1	13
D1 vs. N.C. State*	26	0-6	0-4	1-2	1	2	0	0	1	0	1
D5 Middle Tennessee*	22	2-3	0-0	2-2	3	3	0	3	0	1	6
D17 Arizona State*	23	4-8	3-4	0-0	2	3	0	0	0	2	11
D22 vs. Kansas State											
D29 Tennessee State											
D31 UNC Asheville											
J5 Ole Miss											
J9 @Georgia											
J12 @Kentucky											
J16 South Carolina											
J19 Mississippi State											
J23 Tennessee											
J26 @Oklahoma											
J29 Kentucky											
F2 @Missouri											
F5 @Arkansas											
F9 Alabama											
F13 @Florida											
F16 Auburn											
F19 @Tennessee											
F23 @Alabama											
F27 Florida											
M2 @Texas A&M											
M6 Arkansas											
M9 @LSU											

Toye's Overall Statistics at Vanderbilt

Year	GP	GS	Min	Avg	FG	FGA	Pct	3FG	3FGA	Pct	FT	FTA	Pct	Off	Def	Tot	Avg	PF	FO	Ast	TO	Blk	Stl	Pts	Avg
2015-16	30	0	257	8.6	37	74	.500	9	21	.429	25	39	.641	7	30	37	1.2	28	0	10	13	2	6	108	3.6
2016-17	35	13	739	21.1	70	175	.400	31	78	.397	53	78	.679	21	71	92	2.6	70	2	38	44	5	14	224	6.4
2017-18	32	9	602	18.8	68	170	.400	20	76	.263	27	44	.614	17	48	65	2.0	66	3	26	42	9	9	183	5.7
2018-19	9	9	231	25.7	30	64	.469	13	34	.382	19	25	.760	6	29	35	3.9	18	0	7	7	5	7	92	10.2
TOTAL	106	31	1829	17.3	205	483	.424	73	209	.349	124	186	.667	51	178	229	2.2	182	5	81	106	21	36	607	5.7

Toye's SEC Statistics at Vanderbilt

Year	GP	GS	Min	Avg	FG	FGA	Pct	3FG	3FGA	Pct	FT	FTA	Pct	Off	Def	Tot	Avg	PF	FO	Ast	TO	Blk	Stl	Pts	Avg
2015-16	17	0	100	5.9	11	27	.407	2	9	.222	9	13	.692	2	11	13	0.8	9	0	3	8	1	3	33	1.9
2016-17	18	9	422	23.4	42	102	.412	19	46	.413	29	45	.644	10	41	51	2.8	45	2	22	25	2	8	132	7.3
2017-18	18	1	327	18.2	39	87	.448	13	38	.342	14	21	.667	8	26	34	1.9	46	2	12	17	1	4	105	5.8
TOTAL	53	10	849	16.0	92	216	.426	34	93	.366	52	79	.658	20	78	98	1.8	100	4	37	50	4	15	270	5.1



YANNI WETZELL

1

Junior, Forward/Center
6'10" 240 lbs.
Auckland, N.Z.
St. Mary's (Texas)

SEASON HIGHS

- Points:** 15, vs. Savannah St. (11/27/18)
- FG Made:** 5, vs. Savannah St. (11/27/18)
- FG Atts:** 7, vs. Savannah St. (11/27/18)
- 3FG Made:** 2, vs. Savannah St. (11/27/18)
- 3FG Atts:** 3, vs. N.C. State (12/1/18)
- FT Made:** 5, vs. Arizona St. (12/17/18)
- FT Atts:** 5, vs. Arizona St. (12/17/18)
- Rebounds:** 7 vs. Savannah St. (11/27/18)
- Assists:** 2, vs. Savannah St. (11/27/18)
- Turnovers:** 4, vs. Middle Tennessee (12/5/18)
- Blocks:** 2, vs. Arizona St. (12/17/18)
- Steals:** 2, vs. Middle Tennessee (12/5/18)
- Minutes:** 23, vs. Savannah St. (11/27/18)

CAREER HIGHS

- Points:** 29, 2x, last vs. Newman (2/23/17)
- FG Made:** 11, 3x, last vs. Panhandle St. (2/25/17)
- FG Atts:** 19, vs. Panhandle St. (2/25/17)
- 3FG Made:** 4, vs. Midwestern St. (11/19/16)
- 3FG Atts:** 4, vs. Midwestern St. (11/19/16)
- FT Made:** 12, vs. Okla. Christian (2/9/17)
- FT Atts:** 13, vs. Okla. Christian (2/9/17)
- Rebounds:** 13, vs. UA-Fort Smith (1/7/16)
- Assists:** 5, vs. Okla. Christian (2/9/17)
- Turnovers:** 9, vs. Rogers St. (1/28/17)
- Blocks:** 3, 2x, last vs. Tex. A&M Int'l (1/14/17)
- Steals:** 3, 2x, last vs. Rogers St. (1/28/17)
- Minutes:** 42, vs. Rogers St. (12/17/16)

WETZELL NOTEBOOK

- ✪ Scored 12 points and had five rebounds in win over Arizona State.
- ✪ Tallied Commodore-best 15 points and seven rebounds in win over Savannah State.
- ✪ Sat out the 2017-18 season after transferring from St. Mary's (Texas), where he played in 59 games.
- ✪ Named to the All-Heartland Conference Second Team as a sophomore after averaging 15.5 points and 6.8 rebounds per game. Shot 40.9% from three for the season and 42% from three in his two-year career.
- ✪ Played and started in all 30 games for St. Mary's University as a sophomore.
- ✪ Scored a season-high 29-point effort against Newman and a 28-point effort against Panhandle State...Scored 20 or more points in six games as a sophomore and posted six double-doubles.
- ✪ Named Heartland Conference Freshman of the Year in 2015-16.
- ✪ Was a tennis player in high school, and did not begin playing basketball until he was 17.
- ✪ Starred under head coach Carl Stent at Westlake High School in New Zealand, earning the Most Improved Player as a senior. Helped his team to a No. 2 national rank. Also played for the U19 New Zealand National Team, finishing ranked No. 2.

WETZELL GAME-BY-GAME (JUNIOR)

Opponent	M	FG-A	3P-A	FT-A	Reb	PF	A	T	B	S	PTS
N6 Winthrop	4	0-0	0-0	0-0	0	0	0	2	0	0	0
N11 @USC	7	1-1	0-0	0-2	1	2	0	1	1	1	2
N16 Alcorn State	10	1-3	0-0	0-0	1	0	0	0	0	0	2
N19 Liberty	4	0-1	0-0	0-0	0	0	0	1	0	1	0
N23 Kent State	11	1-1	0-0	0-0	2	2	0	1	0	0	2
N27 Savannah State	23	5-7	2-2	3-4	7	1	2	2	1	1	15
D1 vs. N.C. State	13	1-5	0-3	0-2	3	2	0	0	0	0	2
D5 Middle Tennessee	17	1-3	1-2	2-2	3	1	1	4	1	2	5
D17 Arizona State	21	3-5	1-2	5-5	5	3	1	1	2	0	12
D22 vs. Kansas State											
D29 Tennessee State											
D31 UNC Asheville											
J5 Ole Miss											
J9 @Georgia											
J12 @Kentucky											
J16 South Carolina											
J19 Mississippi State											
J23 Tennessee											
J26 @Oklahoma											
J29 Kentucky											
F2 @Missouri											
F5 @Arkansas											
F9 Alabama											
F13 @Florida											
F16 Auburn											
F19 @Tennessee											
F23 @Alabama											
F27 Florida											
M2 @Texas A&M											
M6 Arkansas											
M9 @LSU											

Wetzell's Overall Statistics

Year	GP	GS	Min	Avg	FG	FGA	Pct	3FG	3FGA	Pct	FT	FTA	Pct	Off	Def	Tot	Avg	PF	FO	Ast	TO	Blk	Stl	Pts	Avg
2015-16*	29	29	728	25.1	140	264	.530	3	6	.500	55	87	.632	65	97	162	5.6	99	5	25	84	8	10	338	11.7
2016-17*	30	30	939	31.3	170	339	.501	18	44	.409	106	159	.667	67	137	204	6.8	82	3	45	95	18	24	464	15.5
2018-19	9	0	110	12.2	13	26	.500	4	9	.444	10	15	.667	4	18	22	2.4	11	0	4	12	4	4	40	4.4
TOTAL	68	59	1777	26.1	323	629	.514	25	59	.424	171	261	.655	136	252	388	5.7	192	8	74	191	30	38	842	12.4