



Vanderbilt (4-1) vs. Savannah State (3-5)
Nashville, Tenn. - Memorial Gym - 7 p.m. CT

TV: SEC Network Plus

TV Talent: Kevin Ingram (pxp), Shan Foster (analyst)

Radio: Vanderbilt Radio Network from IMG College, vucommodores.com

Radio Talent: Joe Fisher (pxp), Tim Thompson (analyst)

Satellite Radio: XM 386

Live Stats: vucommodores.com

Twitter Updates: @VandyMBB

Vanderbilt Athletic Communications

2601 Jess Neely Drive, Nashville, TN 37212

phone: 615-322-4121

www.vucommodores.com

VANDERBILT SCHEDULE/RESULTS

NOVEMBER

Date	VU	Opp	Opponent	Time/Result	TV/Rec.
Nov. 6	-	-	Winthrop	W, 92-79	1-0
Nov. 11	-	-	USC	W, 82-78	2-0
Nov. 16	RV	-	Alcorn State	W, 79-54	3-0
Nov. 19	RV	-	Liberty	W, 79-70	4-0
Nov. 23	RV	-	Kent State	L, 75-77	4-1
Nov. 27	-	-	Savannah St.	7 pm	SECN+

DECEMBER

Date	VU	Opp	Opponent	Time	TV/Rec.
Dec. 1	-	-	N.C. State	4 pm	ESPN2
Dec. 5	-	-	Middle Tenn.	6:30 pm	SECN
Dec. 17	-	-	Arizona St.	6 pm	SECN
Dec. 22	-	-	Kansas St.	6 pm	ESPN2
Dec. 29	-	-	Tenn. St.	12:30 pm	SECN+
Dec. 31	-	-	UNC Asheville	1 pm	SECN+

JANUARY

Date	VU	Opp	Opponent	Time	TV/Rec.
Jan. 5	-	-	Ole Miss*	7:30 pm	SECN
Jan. 9	-	-	Georgia*	5:30 pm	SECN
Jan. 12	-	-	Kentucky*	7:30 pm	SECN
Jan. 16	-	-	S. Carolina*	6 pm	SECN
Jan. 19	-	-	Miss. State*	7:30 pm	SECN
Jan. 23	-	-	Tennessee*	6 pm	ESPN2/U
Jan. 26	-	-	Oklahoma&	3 pm	ESPN/2
Jan. 29	-	-	Kentucky*	8 pm	ESPN/2

FEBRUARY

Date	VU	Opp	Opponent	Time	TV/Rec.
Feb. 2	-	-	Missouri*	7:30 pm	SECN
Feb. 5	-	-	Arkansas*	8 pm	SECN
Feb. 9	-	-	Alabama*	7:30 pm	SECN
Feb. 13	-	-	Florida*	8 pm	ESPN2/ESPN
Feb. 16	-	-	Auburn*	11 am	ESPN2/U
Feb. 19	-	-	Tennessee*	6 pm	ESPN2/U
Feb. 23	-	-	Alabama*	5 pm	ESPN2/U
Feb. 27	-	-	Florida*	8 pm	SECN



MARCH

Date	VU	Opp	Opponent	Time	TV/Rec.
Mar. 2	-	-	Texas A&M*	5 pm	SECN
Mar. 6	-	-	Arkansas*	7:30 pm	SECN
Mar. 9	-	-	LSU*	7:30 pm	SECN

ALL TIMES CENTRAL

RANKINGS: AP/ESPN *SEC GAME; #NIT Season Tip-Off, Nashville, Tenn.; %SEC/Big 12 Challenge; ^SEC Tournament, St. Louis, Mo.








GAME INFORMATION

 <p>2018-19 Record: 4-1 Head Coach: Bryce Drew Career Record: 159-86 (7) VU Record: 35-37 (3)</p> <p>2018-19 LEADERS Points: Darius Garland (16.2) Rebounds: Simisola Shittu (9.4) Assists: Saben Lee (4.2) Blocks: Clevon Brown (1.4)</p>	<p>SERIES INFORMATION</p> <p>Series Record: First series meeting Last Meeting: NA Record at Vanderbilt: NA Record at Savannah St.: NA Record at Neutral Site: NA Coach Drew vs. Savannah State: Coach Drew has never faced Savannah State.</p>	 <p>2018-19 Record: 3-5 Head Coach: Horace Broadnax Career Record: 216-321 (17) Savannah St. Record: 174-233 (12)</p> <p>2018-19 LEADERS Points: Zach Sellers (11.9) Rebounds: Jaquan Dotson (6.0) Assists: Zach Sellers (4.6) Blocks: Jahlin Smith (0.8)</p>
---	--	--

QUICK HITTERS

- ★ The Commodores dropped to 4-1 on the season after a 77-75 loss to Kent State on November 23. Freshman Simisola Shittu led the Vanderbilt effort with 20 points, while senior Joe Toye added 15 points and sophomore Saben Lee chipped in 13 points.
- ★ Shittu has scored in double figures in four of five games as a collegian. He posted double-doubles in his first two games against Winthrop and USC, respectively. He leads the SEC in rebounding with 9.8 rebounds per game.
- ★ Toye scored in double figures in three straight games for the first time of his four-year career in the first three games of the 2018-19 season. Toye is the team's lone senior.
- ★ Shittu's tallied 15 rebounds against USC, the most by a Commodore since Jeff Roberson had 16 rebounds against Minnesota on December 3, 2016 in Sioux Falls, S.D. His 15 rebounds tied for the ninth-most by a Commodore in a single game in the last 20 seasons.
- ★ Freshman guard Darius Garland suffered a meniscus injury in his left knee two minutes into the game against Kent State and will be out indefinitely.
- ★ Garland was named the SEC's Freshman of the Week in the opening week of the year after averaging 21.5 points per game in two Commodore wins over Winthrop and USC. He also scored 33 points against Liberty on November 19, the most points scored by a SEC player this season.
- ★ Vanderbilt won its first road game of the season at USC, the first time the Commodores have had a season-opening road win since a 72-70 win over St. Mary's on November 20, 2009.
- ★ Garland scored the most points by a Vanderbilt freshman in his collegiate debut (24 points) since Phil Cox scored 30 against Duke in 1981. He also tied Savion Flagg of Texas A&M for the most points scored for an SEC team in their opening game of the season.
- ★ Shittu's double-double was the first by a Commodore freshman in a season opener since Ted Young tallied 18 points and 11 rebounds against Rice in 1979.
- ★ Garland has been named to the Naismith and Wooden Award Preseason Watch Lists, while Shittu was named to the Karl Malone Award Watch List, given to the nation's top power forward.
- ★ According to KenPom, the Commodores rank 316th in the nation in terms of experience (1.13 years).
- ★ Head coach Bryce Drew, now in his third season, led the Commodores to the NCAA Tournament in his first season in Nashville, marking the first time in the history of the program a first-year Vanderbilt coach led his team to the tournament.
- ★ Redshirt sophomore forward Matthew Moyer, who transferred from Syracuse after the 2017-18 season, was granted immediate eligibility by the NCAA this season on November 15.
- ★ As of November 26, Shittu is tied for eighth in scoring (16.0) and ranks first in rebounding (9.4) and defensive rebounding (7.0). He also ranks third in field goal percentage (.564). Saben Lee is eighth in assists (4.2), Joe Toye is 10th in FT% (.813), Clevon Brown is tied for 10th in offensive rebounding (2.6), and Matt Ryan is tied for fourth in three's made (2.6) and sixth in 3FG % (.419).
- ★ The Commodores have had five NBA Draft picks since 2012 - Wade Baldwin IV (17th, Memphis Grizzlies), Damian Jones (30th, Golden State Warriors), and John Jenkins (23rd, Atlanta), Festus Ezeli (30th, Golden State), and Jeffery Taylor (31st, Charlotte) in 2012.
- ★ Matthew Fisher-Davis, Riley LaChance and Jeff Roberson each departed Vanderbilt as 1,000-point scorers. Each were four-year players for the Commodores who advanced to the postseason on three different occasions (2015 NIT, 2016 and 2017 NCAA Tournaments). There has been only one other class of Vanderbilt players to have three 1,000-point scorers - the vaunted "F Troop" - Butch Feher, Joe Ford and Jeff Fosnes in 1976. Roberson (Maine Red Claws) is now playing in the NBA G League, while LaChance has taken his talents to play professionally in Poland.



0		<p>SABEN LEE G ★ 6-2 ★ 183 ★ So. ★ Phoenix, Ariz.</p> <table border="1"> <thead> <tr> <th>PPG</th> <th>RPG</th> <th>APG</th> <th>SPG</th> <th>BPG</th> <th>MPG</th> </tr> </thead> <tbody> <tr> <td>12.2</td> <td>3.6</td> <td>4.2</td> <td>0.8</td> <td>0.0</td> <td>29.0</td> </tr> </tbody> </table>	PPG	RPG	APG	SPG	BPG	MPG	12.2	3.6	4.2	0.8	0.0	29.0	<p>NOTES: Leading returning scorer from 2017-18...Can play point guard or off of the ball...Scored a season-high 17 points against Liberty...Scored in double figures 16 times in 2017-18...Finished 10th in SEC in steals ...Son of former FSU/NFL great Amp Lee.</p>	<p>CAREER HIGHS Pts. - 24, vs. Ariz. St. (12/17/17) Rebs. - 9, vs. TAMU (2/24/18) Ast. - 9, vs. TAMU (2/24/18) Min. - 38, vs. Ariz. St. (12/17/17)</p>
PPG	RPG	APG	SPG	BPG	MPG											
12.2	3.6	4.2	0.8	0.0	29.0											
1		<p>YANNI WETZELL F/C ★ 6-10 ★ 240 ★ Jr. ★ Auckland, N.Z.</p> <table border="1"> <thead> <tr> <th>PPG</th> <th>RPG</th> <th>APG</th> <th>SPG</th> <th>BPG</th> <th>MPG</th> </tr> </thead> <tbody> <tr> <td>1.2</td> <td>0.8</td> <td>0.0</td> <td>0.2</td> <td>0.0</td> <td>7.2</td> </tr> </tbody> </table>	PPG	RPG	APG	SPG	BPG	MPG	1.2	0.8	0.0	0.2	0.0	7.2	<p>NOTES: Scored first points as a Commodore at USC... Transferred from Division II St. Mary's (Texas) after 2016-17 season and sat out last year due to NCAA transfer rules...Averaged 15.5 points and 6.8 rebounds in his final season at St. Mary's.</p>	<p>CAREER HIGHS Pts. - 29, vs. Newman (2/23/17) Rebs. - 12, vs. Newman (1/21/17) Ast. - 5, vs. Okla. Christian (2/9/17) Min. - 42, vs. Rogers St.(12/16/16)</p>
PPG	RPG	APG	SPG	BPG	MPG											
1.2	0.8	0.0	0.2	0.0	7.2											
2		<p>JOE TOYE G/F ★ 6-7 ★ 210 ★ Sr. ★ Chicago, Ill.</p> <table border="1"> <thead> <tr> <th>PPG</th> <th>RPG</th> <th>APG</th> <th>SPG</th> <th>BPG</th> <th>MPG</th> </tr> </thead> <tbody> <tr> <td>12.2</td> <td>5.4</td> <td>1.2</td> <td>0.6</td> <td>0.6</td> <td>29.4</td> </tr> </tbody> </table>	PPG	RPG	APG	SPG	BPG	MPG	12.2	5.4	1.2	0.6	0.6	29.4	<p>NOTES: Only senior on this year's roster...Tallied 15 points vs. Kent St...Scored 16 points in win at USC; also added a career-high nine rebounds...Scored in double figures in three straight games to start the season, the first time in his career he has scored 10+ in 3 straight.</p>	<p>CAREER HIGHS Pts. - 18, vs. TAMU (3/9/17) Rebs. - 9, at USC (11/11/18) Ast. - 4, 2x, last vs. MSU (2/14/18) Min. - 38, vs. Florida (3/10/17)</p>
PPG	RPG	APG	SPG	BPG	MPG											
12.2	5.4	1.2	0.6	0.6	29.4											
3		<p>MAXWELL EVANS G ★ 6-2 ★ 192 ★ So. ★ Houston, Texas</p> <table border="1"> <thead> <tr> <th>PPG</th> <th>RPG</th> <th>APG</th> <th>SPG</th> <th>BPG</th> <th>MPG</th> </tr> </thead> <tbody> <tr> <td>3.0</td> <td>1.3</td> <td>0.3</td> <td>0.3</td> <td>0.0</td> <td>8.5</td> </tr> </tbody> </table>	PPG	RPG	APG	SPG	BPG	MPG	3.0	1.3	0.3	0.3	0.0	8.5	<p>NOTES: Tallied season-high eight points vs. Kent St... Played in 29 games and made 15 starts as a true freshman in 2017-18...Scored in double figures in four games as a true freshman, including a career-high 16-point effort in a win over Georgia.</p>	<p>CAREER HIGHS Pts. - 13, vs. USC (11/19/17) Rebs. - 6, vs. Wright St. (12/8/15) Ast. - 6, vs. USC (11/19/17) Min. - 32, vs. USC (11/19/17)</p>
PPG	RPG	APG	SPG	BPG	MPG											
3.0	1.3	0.3	0.3	0.0	8.5											
10		<p>DARIUS GARLAND G ★ 6-2 ★ 175 ★ Fr. ★ Nashville, Tenn.</p> <table border="1"> <thead> <tr> <th>PPG</th> <th>RPG</th> <th>APG</th> <th>SPG</th> <th>BPG</th> <th>MPG</th> </tr> </thead> <tbody> <tr> <td>16.2</td> <td>3.8</td> <td>2.6</td> <td>0.8</td> <td>0.4</td> <td>27.8</td> </tr> </tbody> </table>	PPG	RPG	APG	SPG	BPG	MPG	16.2	3.8	2.6	0.8	0.4	27.8	<p>NOTES: Injured meniscus vs. Kent St., out indefinitely... Scored a SEC-best 33 points against Liberty...Won SEC Freshman of the week honors in the two VU wins... Named a 2018 McDonald's All-American...On 2018 Wooden and Naismith Award Watch Lists.</p>	<p>CAREER HIGHS Pts. - 33, vs Liberty (11/19/18) Rebs. - 7, vs. Alcorn St. (11/16/18) Ast. - 4, 3x, last vs Liberty (11/19/18) Min. - 37, vs. Liberty (11/19/18)</p>
PPG	RPG	APG	SPG	BPG	MPG											
16.2	3.8	2.6	0.8	0.4	27.8											
11		<p>SIMISOLA SHITTU F/C ★ 6-10 ★ 240 ★ Fr. ★ Burlington, Ont.</p> <table border="1"> <thead> <tr> <th>PPG</th> <th>RPG</th> <th>APG</th> <th>SPG</th> <th>BPG</th> <th>MPG</th> </tr> </thead> <tbody> <tr> <td>16.0</td> <td>9.4</td> <td>1.4</td> <td>1.0</td> <td>1.0</td> <td>28.6</td> </tr> </tbody> </table>	PPG	RPG	APG	SPG	BPG	MPG	16.0	9.4	1.4	1.0	1.0	28.6	<p>NOTES: Tallied double doubles in first two collegiate games against Winthrop and USC...Grabbed 15 boards at USC...Scored career-high 20 points vs. Alcorn and Kent State...Leads SEC in rebounding...Was named a McDonald's All-American in 2018.</p>	<p>CAREER HIGHS Pts. - 18, vs. Winthrop (11/6/18) Rebs. - 15, at USC (11/11/18) Ast. - 3, at USC (11/11/18) Min. - 32, vs. Winthrop (11/6/18)</p>
PPG	RPG	APG	SPG	BPG	MPG											
16.0	9.4	1.4	1.0	1.0	28.6											
13		<p>MATTHEW MOYER F ★ 6-8 ★ 217 ★ R-So. ★ Gahanna, Ohio</p> <table border="1"> <thead> <tr> <th>PPG</th> <th>RPG</th> <th>APG</th> <th>SPG</th> <th>BPG</th> <th>MPG</th> </tr> </thead> <tbody> <tr> <td>4.0</td> <td>5.3</td> <td>1.3</td> <td>0.3</td> <td>0.7</td> <td>16.0</td> </tr> </tbody> </table>	PPG	RPG	APG	SPG	BPG	MPG	4.0	5.3	1.3	0.3	0.7	16.0	<p>NOTES: Transferred from Syracuse...Granted immediate eligibility on Nov. 15, scored five points and grabbed eight boards in first game vs. Alcorn.....Played in 2017-18 after redshirting in 2016-17...Named the Conn. Gatorade POY as a senior at South Kent Prep.</p>	<p>CAREER HIGHS Pts. - 18, vs. UConn (12/5/17) Rebs. - 10, at Fla. St. (1/13/18) Ast. - 2, 3x, last vs. Alcorn (11/16/18) Min. - 36, vs. UConn (12/5/17)</p>
PPG	RPG	APG	SPG	BPG	MPG											
4.0	5.3	1.3	0.3	0.7	16.0											
15		<p>CLEVON BROWN F ★ 6-8 ★ 240 ★ Jr. ★ San Antonio, Texas</p> <table border="1"> <thead> <tr> <th>PPG</th> <th>RPG</th> <th>APG</th> <th>SPG</th> <th>BPG</th> <th>MPG</th> </tr> </thead> <tbody> <tr> <td>3.2</td> <td>3.6</td> <td>0.4</td> <td>0.4</td> <td>1.4</td> <td>14.6</td> </tr> </tbody> </table>	PPG	RPG	APG	SPG	BPG	MPG	3.2	3.6	0.4	0.4	1.4	14.6	<p>NOTES: Scored eight points in win at USC... Played 19 minutes vs. Winthrop in season opener, had six points, six rebounds and two blocks...Had three or more blocks in five career games, including against Liberty on November 19.</p>	<p>CAREER HIGHS Pts. - 13, vs. Austin Peay (11/10/17) Rebs. - 6, 2x, last at UF (12/30/17) Ast. - 1, 5x, last vs Liberty (11/19/18) Min. - 31, at UK (1/30/18)</p>
PPG	RPG	APG	SPG	BPG	MPG											
3.2	3.6	0.4	0.4	1.4	14.6											
24		<p>AARON NESMITH F ★ 6-6 ★ 213 ★ Fr. ★ Charleston, S.C.</p> <table border="1"> <thead> <tr> <th>PPG</th> <th>RPG</th> <th>APG</th> <th>SPG</th> <th>BPG</th> <th>MPG</th> </tr> </thead> <tbody> <tr> <td>5.6</td> <td>4.6</td> <td>1.6</td> <td>0.4</td> <td>0.2</td> <td>19.4</td> </tr> </tbody> </table>	PPG	RPG	APG	SPG	BPG	MPG	5.6	4.6	1.6	0.4	0.2	19.4	<p>NOTES: One of the class of 2018's top shooters... Scored 10 points in win over USC...Had seven points and seven boards against Alcorn St...Named the S.C. Gatorade Player of the Year as a senior...Scored over 2,000 career points at Porter Gaud High School.</p>	<p>CAREER HIGHS Pts. - 10, at USC (11/11/18) Rebs. - 4, 2x last vs Liberty (11/11/18) Ast. - 4, at USC (11/11/18) Min. - 21, at USC (11/11/18)</p>
PPG	RPG	APG	SPG	BPG	MPG											
5.6	4.6	1.6	0.4	0.2	19.4											
32		<p>MATT RYAN F ★ 6-8 ★ 209 ★ Jr. ★ Cortlandt Manor, N.Y.</p> <table border="1"> <thead> <tr> <th>PPG</th> <th>RPG</th> <th>APG</th> <th>SPG</th> <th>BPG</th> <th>MPG</th> </tr> </thead> <tbody> <tr> <td>10.0</td> <td>4.2</td> <td>1.8</td> <td>0.0</td> <td>0.2</td> <td>27.4</td> </tr> </tbody> </table>	PPG	RPG	APG	SPG	BPG	MPG	10.0	4.2	1.8	0.0	0.2	27.4	<p>NOTES: Transfer from Notre Dame who transferred after 2016-17 season...Has now made four threes in two games at VU after making four against Alcorn St...While at ND, the team advanced to the 2nd round (2017) and the Elite Eight (2016) of the NCAA Tournament.</p>	<p>CAREER HIGHS Pts. - 23, vs. Chicago St. (11/26/16) Rebs. - 7, 2x last vs. Liberty (11/19/18) Ast. - 4, vs. Alcorn St. (11/16/18) Min. - 35, vs. Georgia Tech (1/13/16)</p>
PPG	RPG	APG	SPG	BPG	MPG											
10.0	4.2	1.8	0.0	0.2	27.4											

Ibas

Henry
Gene
Moe
Clarence

1,632
Wins

Suttons

Eddie
Scott
Sean

1,173
Wins

Drews

Homer
Scott
Bryce

1,119
Wins

All-Time Winningest Collegiate Coaching Families

The Drew family is now third on the all-time winningest collegiate coaching family in college basketball history with 1,119 wins.

- Homer Drew - 640**
(Bethel College - 252; IU-South Bend - 17; Valparaiso - 371)
- Scott Drew - 320**
(Valparaiso - 20; Baylor - 300)
- Bryce Drew - 159**
(Valparaiso - 124; Vanderbilt -35)

VU Staff Can Score

The Vanderbilt men's basketball staff has combined to score a total of 5,486 collegiate points, with head coach Bryce Drew leading the way with 2,142 points. Here's a breakdown of the staff's scoring totals.

Head Coach Bryce Drew, Valparaiso	2,142
Asst. Coach Casey Shaw, Toledo	1,562
Assoc. Head Coach Roger Powell, Jr., Illinois	1,178
Asst. Coach Jake Diebler, Valparaiso	586
Total	5,468

Garland Superlatives

Most Points by Freshman in Debut, SEC Since 2010-11

Tremont Waters, LSU	27	11/10/17 vs. Alcorn
Terrence Jones, UK	25	11/12/10 vs. EastTN
Darius Garland, VU	24	11/6/18 vs. Win
Keldon Johnson, UK	23	11/6/18 vs. Duke
Frankie Hughes, Mizzou	23	11/13/16 vs. AlaA&M
Julius Randle, UK	23	11/8/13 vs. NC-Ash
Anthony Davis, UK	23	11/11/11 vs. Marist

ABOUT SAVANNAH STATE

QUICK FACTS

LocationSavannah, Ga.
Founded 1890
Conference.....Mid-Eastern Athletic Conference
Enrollment.....4,582
Nickname.....Tigers
Colors..... Burnt Orange and Reflex Blue
Home Arena Tiger Arena
Athletics Director..... Opio Mashariki (interim)

Basketball Staff

Head CoachHorace Broadnax
Career Record:216-321 (17)
Savannah State Record:174-233 (12)
Assistant Coaches ..Clyde Wormley, Timothy "Pat" Hardy,
Joseph Flegler

- ★ Savannah State enters the game with a 3-5 record after dropping an 82-56 decision at Liberty on November 25.
- ★ Zach Sellers leads three Tigers in double-figure scoring with 11.9 points per game. Zaqavian Smith adds 11.6 points per game while Jaquan Dotson chips in 10.9 points per game.

Three Commodores on

NBA Rosters

Former Commodores Damian Jones, Luke Kornet, and Wade Baldwin IV are currently on NBA active rosters. Jones is averaging 16.5 minutes and 5.7 points per game with the Golden State Warriors this season and has won two championships with the team in his three seasons in the Bay Area. Kornet is averaging 3.3 minutes per game with the New York Knicks, and Baldwin is averaging 5.0 minutes per game with the Portland Trail Blazers.

NBA Pro Day

The Commodores held the program's first NBA Pro Day on October 9 at Memorial Gym, with 29 of the NBA's 30 teams represented and 54 total scouts in attendance.

Ryan, Wetzell return to action

Matt Ryan, who comes to Vanderbilt from Notre Dame, played in two NCAA Tournaments and 72 total games with the Fighting Irish, while Yanni Wetzell averaged 13.6 points per game in two seasons at Division II St. Mary's in Texas. Ryan has had two games as a Commodore with four threes made (Winthrop, Alcorn State)

Commodores in 86th SEC Season

Vanderbilt is now in its 86th SEC season and is a charter member of the league. All time against current members of the conference, Vanderbilt is 715-706.

Against the MEAC

The Commodores are 9-1 all-time against the Mid-Eastern Athletic Conference. Vanderbilt last played a MEAC school on November 18, 2016, when they defeated Norfolk State, 72-52.

STAT COMPARISON

	VU	SAV. ST.
	All	All
Record	4-1	3-5
Scoring Offense	81.4	82.3
Scoring Defense	71.6	93.0
Scoring Margin	+9.8	-10.7
FG%	.464	.370
FG% Defense	.402	.475
3FG%	.347	.280
3FG% Defense	.296	.298
Free Throw %	.656	.677
Rebounding	42.0	51.4
Rebounding Margin	+6.0	-1.0
Turnovers/game	13.2	17.1
Opponent Turnovers	11.4	17.1
Steals	4.6	8.4
Blocks	4.2	2.3

Garland In Rarefied Air

Darius Garland is one of five major conference freshmen with 20+ Pts and 2+ Threes Made, Steals & Blocks in collegiate debut in the last 20 years (Since 1998-99).

Player	Date, Opp	Pts,3's,Stls,Blocks
Darius Rice, Miami	11/18/00 vs Fla. At.	26,5,3,2
Kevin Durant, Texas	11/9/06 vs. Alcorn	20,3,3,2
Terrence Jones, UK	11/12/10 vs. ETSU	25,2,3,2
Ethan Thompson, Ore. St.	11/10/17 vs. So. Utah	20,2,2,3
Darius Garland, VU	11/6/18 vs. Winthrop	24,3,2,2

3-Point U

The Commodores are one of only three schools (UNLV and Princeton) to have made a three-point basket in every game since the inception of the three-point line in the 1986-87 season.

With a made three against Savannah State, Vanderbilt will move to 1,037 consecutive games with a three-pointer.



Class of 2018

One of Nation's Top Recruiting Classes



Darius Garland

- ★ 16th in ESPN 100 ranking
- ★ McDonald's All-American
- ★ Jordan Brand All-American
- ★ Ranked 15th according to the Recruiting Services Consensus Index
- ★ Ranked 17th nationally by Rivals and second as point guard
- ★ Ranked 14th nationally by 247 Sports and second-best point guard
- ★ Five star recruit
- ★ Named one of top 20 Freshmen to Watch by CBSSports.com
- ★ Named to Naismith and Wooden Award Preseason Watch Lists



Aaron Nesmith

- ★ Ranked 63rd according to the Recruiting Services Consensus Index
- ★ 64th ranked nationally and 12th ranked shooting guard according to 247 Sports
- ★ 69th ranked nationally and 15th ranked shooting guard according to Rivals
- ★ Four star recruit
- ★ Named Gatorade South Carolina Player of the Year over prized recruit Zion Williamson



Simisola Shittu

- ★ Ranked 10th according to the Recruiting Services Consensus Index
- ★ 19th ESPN 100 rankings and 6th best power forward
- ★ Ranked 11th nationally by 247 Sports and 3rd at power forward
- ★ Ranked 7th nationally by Rivals and 1st as a power forward
- ★ Five star recruit
- ★ Named one of top 20 Freshmen to Watch by CBSSports.com
- ★ Named to Karl Malone Award Watch List, an award given to the nation's top power forward.

SUPERLATIVES

Most Points Scored By VU Freshman

1. Mike Rhodes vs. Virginia Tech, 12/22/77 34
- 2. Darius Garland vs. Liberty, 11/19/18 33**
3. Charles Davis vs. Michigan, 12/6/1976 31
4. Alex Gordon vs. Tennessee, 2/2/2005 30

Most Points Scored By VU Player Since 1996-97

1. Shan Foster vs. Miss. State, 3/5/2008 42
- 2. Darius Garland vs. Liberty, 11/19/2018 33**
2. Matthew Fisher-Davis vs. Auburn, 1/4/2017 33
2. Shan Foster vs. S. Carolina, 2/28/2017 33
2. Dan Langhi vs. Notre Dame, 11/21/1998 33
2. Dan Langhi vs. Ole Miss, 2/26/2000 33
2. Drew Maddux vs. Alabama, 1/14/1998 33
2. A.J. Ogilvy vs. LSU, 3/4/2009 33

Most Rebounds By VU Player Since 1996-97

1. Lance Goulbourne vs. LSU, 2/26/2011 17
1. Dan Langhi vs. Ohio State, 11/28/1998 17
3. Lance Goulbourne vs. Ole Miss, 1/19/2011 16
3. Lance Goulbourne vs. Marquette, 12/29/2011 16
3. Damian Jones vs. Georgia, 2/20/2016 16
3. Dawid Przybyszewski vs. Toledo, 11/19/2004 16
3. Jeff Roberson vs. Minnesota, 12/3/2016 16
3. Anthony Williams vs. W. Kentucky, 11/28/2000 16
9. Damian Jones vs. Tennessee, 3/12/2015 15
9. Damian Jones vs. Arkansas, 1/5/2016 15
- 9. Simisola Shittu vs. USC, 11/11/2018 15**

Most FG Made By VU Player Since 1996-97

1. Shan Foster vs. Miss. State, 3/5/2008 16
2. Drew Maddux vs. Alabama, 1/14/1998 13
3. Austin Bates vs. Evansville, 12/29/1996 12
4. Austin Bates vs. Kansas, 12/29/1997 12
4. Matt Freije vs. Tenn. Tech, 12/13/2003 12
- 4. Darius Garland vs. Liberty, 11/19/2018 12**
4. Damian Jones vs. Florida, 2/23/2016 12
4. Damian Jones vs. Texas, 1/30/2016 12
4. A.J. Ogilvy vs. Auburn, 3/13/2008 12
4. A.J. Ogilvy vs. S. Carolina, 2/28/2009 12
4. A.J. Ogilvy vs. LSU, 3/4/2009 12
4. Jeffery Taylor vs. Davidson, 12/7/2011 12
4. Jeffery Taylor vs. Longwood, 12/19/2011 12

Last Time Out

Box Score vs. Kent State



Official Basketball Box Score -- Game Totals -- Final Statistics
Kent State vs Vanderbilt
 11/23/18 4 p.m. at Nashville, Tenn. (Memorial Gym)



Kent State 77 • 5-1

#	Player	Total			3-Ptr			Rebounds			PF	TP	A	TO	Blk	Stl	Min
		FG-FGA	FG-FGA	FT-FTA	FG-FGA	FG-FGA	FT-FTA	Off	Def	Tot							
25	WHITTINGTON, Philip	f	0-2	0-0	0-4	2	4	6	5	0	1	0	2	0	18		
00	AVERY, Jalen	g	6-13	4-8	2-2	0	1	1	1	18	2	0	0	1	39		
01	WILLIAMSON, CJ	g	5-10	3-6	5-6	1	5	6	4	18	3	2	0	4	31		
04	WILLIAMS, Antonio	g	2-5	0-0	4-4	0	3	3	4	8	2	1	1	2	29		
13	PETERSON, Mitch	g	3-4	1-1	2-2	0	1	1	1	9	3	1	0	1	23		
02	DULING, BJ		1-2	0-1	0-0	1	2	3	2	2	1	1	1	4	15		
11	HARRIS, Kain		0-1	0-1	0-0	0	0	0	2	0	0	0	0	4			
	ROBERTS, Anthony		0-1	0-0	0-0	0	0	0	0	0	0	0	0	11			
23	WALKER, Jaylin		8-18	4-7	2-2	0	4	4	0	22	2	2	1	1	30		
	Team					0	0	0			1						
	Totals		25-56	12-24	15-20	4	20	24	20	77	15	8	5	13	200		

FG % 1st Half: 15-28 53.6% 2nd half: 10-28 35.7% Game: 25-56 44.6% Deadball Rebounds 3,1
 3FG % 1st Half: 9-15 60.0% 2nd half: 3-9 33.3% Game: 12-24 50.0%
 FT % 1st Half: 2-2 100.0% 2nd half: 13-18 72.2% Game: 15-20 75.0%

Vanderbilt 75 • 4-1

#	Player	Total			3-Ptr			Rebounds			PF	TP	A	TO	Blk	Stl	Min
		FG-FGA	FG-FGA	FT-FTA	FG-FGA	FG-FGA	FT-FTA	Off	Def	Tot							
11	SHITTU, Simisola	f	8-15	0-1	4-5	2	6	8	3	20	3	5	0	0	32		
32	RYAN, Matt	f	3-5	2-4	0-0	1	4	5	0	8	2	0	0	0	31		
00	LEE, Saben	g	4-10	1-4	4-8	1	4	5	3	13	5	6	0	1	29		
02	TOYE, Joe	g	6-11	0-4	3-5	0	6	6	2	15	1	2	1	0	31		
10	GARLAND, Darius	g	1-1	0-0	0-0	0	0	0	0	2	0	0	0	0	2		
01	WETZELL, Yanni		1-1	0-0	0-0	1	1	2	2	2	0	1	0	0	11		
03	EVANS, Maxwell		3-7	1-1	1-4	3	1	4	0	8	1	0	0	0	21		
13	MOYER, Matthew		0-1	0-1	2-2	2	1	3	3	2	1	0	1	0	14		
15	BROWN, Clevon		0-2	0-0	0-0	3	0	3	1	0	0	0	0	6			
24	NESMITH, Aaron		1-5	1-3	2-3	1	5	6	4	5	2	1	0	1	23		
	Team					1	1	2									
	Totals		27-58	5-18	16-27	15	29	44	18	75	15	15	2	2	200		

FG % 1st Half: 10-29 34.5% 2nd half: 17-29 58.6% Game: 27-58 46.6% Deadball Rebounds 6
 3FG % 1st Half: 2-9 22.2% 2nd half: 3-9 33.3% Game: 5-18 27.8%
 FT % 1st Half: 12-17 70.6% 2nd half: 4-10 40.0% Game: 16-27 59.3%

Officials: Todd Austin, John Hampton, Hunter Allen
 Technical fouls: Kent State-WILLIAMSON, CJ. Vanderbilt-None.
 Attendance: 9061

Score by periods	1st	2nd	Total
Kent State	41	36	77
Vanderbilt	34	41	75

Points	In	Off	2nd	Fast	Bench
KENT	24	16	3	12	24
VU	42	11	14	9	17

Last FG - KENT 2nd-01:33, VU 2nd-00:03.
 Largest lead - KENT by 13 1st-13:03, VU by 2 1st-19:43.
 KENT led for 34:25. VU led for 00:57. Game was tied for 04:38.

Score tied - 4 times.
 Lead changed - 5 times.

Notes:

- ★ The Commodores dropped their first game of the season to the Golden Flashes at Memorial Gym.
- ★ Kent State won the first meeting between the two schools. The two programs had never met before the meeting on November 23.
- ★ The Commodores have now made a three-pointer in 1,036 consecutive games.
- ★ Attendance for the game was 9,061.
- ★ The Commodores dominated the paint, outrebounding the Golden Flashes by 20, 44-24, but 10 second-half turnovers and a 16-27 performance from the free-throw line (.593) was too much for Vanderbilt to overcome.
- ★ Vanderbilt had 15 turnovers on the night, compared to eight for Kent State.
- ★ The Commodores were 5-18 from three on the night (27.8%), while the Golden Flashes made 12-of-24 (50%). The 12 threes were the most by a Vanderbilt opponent this year.
- ★ Freshman Simisola Shittu led three Commodore in double figures with 20 points. He also led the team in rebounding with eight.
- ★ Senior Joe Toye added 15 points, while sophomore Saben Lee chipped in 13.
- ★ Sophomore Maxwell Evans played a season-high 21 minutes and scored eight points.
- ★ Freshman guard Darius Garland played only two minutes after suffering a left knee injury in the first half.

Recap

NASHVILLE, Tenn. (AP) --- Kent State got a big road win and Vanderbilt got something big to worry about.

Vanderbilt star Darius Garland left early with an injury and Jaylin Walker scored 22 points in his first game of the season after returning from a suspension as Kent State handed the Commodores their first loss with a 77-75 victory Friday.

Jalen Avery and C.J. Williamson both scored 18 points for Kent State (5-1), which made 12 of 24 shots from 3-point range.

"Coming from a mid-major conference we keep a chip on our shoulder," said Avery, whose team plays in the Mid-America Conference. "Growing up, these are the type of teams we wanted to play for. We wanted to go to an SEC-type of school and when you get the opportunity to come to these type of schools you want to win."

Walker and Avery both made four 3-pointers.

Garland, Vanderbilt's point guard who entered the game as the Southeastern Conference's third-leading scorer (19.8 points per game), left with a left knee injury two minutes into the first half.

The freshman NBA prospect appeared to injure the knee during a layup.

"He's going to get some further testing tonight," Commodores coach Bryce Drew said. "Hopefully, we'll get some good news in the next 48 hours. They (doctors) want to do a very thorough analysis of everything before they comment on what they think it is."

Garland scored a career-high 33 points in Monday's win over Liberty.

He was a five-star prospect and McDonald's All-American at nearby Brentwood Academy last season. Garland and Shittu formed the heart of Vanderbilt's best recruiting class in school history.

It was unclear whether Garland hurt his knee going up or coming down on the layup.

"I've seen him make that type play often and nothing happens, so I don't know if he just took off awkward or landed awkwardly," Drew said. "Obviously, when we see the film we'll see if we can see anything."

Simi Shittu led Vanderbilt (4-1) with 20 points and eight rebounds, and Joe Toye added 15 points.

The Commodores cut the deficit to one twice in the final 8:43, but couldn't catch the Golden Flashes.

"For our guys this is a really good win," Kent State coach Rob Senderoff said. "I have two seniors (Avery, Walker) who have been through a lot of battles together and I thought today their experience and leadership shined through."

Vanderbilt's Saben Lee scored 13 points but missed two crucial foul shots during the final minutes.

Kent State scored 16 points off turnovers.

Powered by nine 3-pointers in the first half, Kent State took a 41-34 lead at the break.

2018-19 Box Scores



Official Basketball Box Score -- Game Totals -- Final Statistics
Winthrop vs Vanderbilt
 11/06/18 8:30 p.m. at Nashville, Tenn. (Memorial Gym)



Winthrop 79 • 0-1

#	Player	Total		3-Ptr		Rebounds			PF	TP	A	TO	Blk	Stl	Min
		FG-FGA	FG-FGA	FT-FTA	Off	Def	Tot								
03	ANUMBA, Micheal	f	2-6	0-2	0-0	1	1	2	2	4	1	1	0	0	20
25	FERGUSON, Josh	f	4-12	1-5	5-5	3	6	9	4	14	3	1	0	0	36
00	SMITH, Nyeh	g	7-17	2-5	5-10	1	4	5	2	21	2	2	0	0	33
13	BROMAN, Bjorn	g	2-5	1-4	0-0	1	5	6	2	5	0	1	0	2	30
21	ZUNIC, Kyle	g	2-6	0-2	3-4	0	4	4	0	7	0	1	0	1	18
11	FALDEN, Charles	g	3-6	1-2	1-1	1	2	3	0	8	1	1	0	0	21
14	PICKETT, Adam	g	6-13	0-4	1-2	2	4	6	4	13	3	5	0	1	28
15	UKAEBU, Jermaine	g	3-3	0-0	1-2	2	1	3	4	7	0	1	0	0	14
	Team					2	1	3	1						
	Totals		29-68	5-24	16-24	13	28	41	19	79	10	13	0	4	200

FG % 1st Half: 17-35 48.6% 2nd half: 12-33 36.4% Game: 29-68 42.6%
 3FG % 1st Half: 3-10 30.0% 2nd half: 3-15 20.0% Game: 5-24 20.8%
 FT % 1st Half: 4-5 80.0% 2nd half: 12-19 63.2% Game: 16-24 66.7%

Vanderbilt 92 • 1-0

#	Player	Total		3-Ptr		Rebounds			PF	TP	A	TO	Blk	Stl	Min
		FG-FGA	FG-FGA	FT-FTA	Off	Def	Tot								
11	SHITTU, Simisola	f	6-12	0-1	6-9	0	10	10	3	18	1	1	2	2	32
32	RYAN, Matt	f	5-12	4-11	2-3	0	2	2	2	16	1	0	1	0	30
00	LEE, Saben	g	6-8	0-1	0-0	0	6	6	4	12	5	2	0	0	30
02	TOYE, Joseph	g	4-7	2-5	2-2	1	5	6	3	12	3	0	0	0	29
10	GARLAND, Darius	g	9-15	3-7	3-5	0	3	3	1	24	4	2	2	2	36
01	WETZELL, Yanni	g	0-0	0-0	0-0	0	0	0	0	0	0	2	0	0	4
03	EVANS, Maxwell	g	0-0	0-0	0-0	0	0	0	1	0	0	0	0	0	3
15	BROWN, Clevon	g	3-5	0-1	0-0	4	2	6	3	6	0	2	2	0	19
24	NESMITH, Aaron	g	1-4	1-4	1-1	0	2	2	2	4	1	2	0	0	17
	Team					0	0	0							
	Totals		34-63	10-30	14-20	5	30	35	19	92	15	11	7	4	200

FG % 1st Half: 20-35 57.1% 2nd half: 14-28 50.0% Game: 34-63 54.0%
 3FG % 1st Half: 4-14 28.6% 2nd half: 6-16 37.5% Game: 10-30 33.3%
 FT % 1st Half: 3-5 60.0% 2nd half: 11-15 73.3% Game: 14-20 70.0%

Officials: Jason Baker, K.B. Burdett Jr., Hunter Allen
 Technical fouls: Winthrop-TEAM, Vanderbilt-None.
 Attendance: 8387

Score by periods	1st	2nd	Total
Winthrop	40	39	79
Vanderbilt	47	45	92

In Points Off 2nd Fast
 Paint T/O Chance Break Bench
 Winthrop 42 15 6 4 28
 Vanderbilt 40 15 4 11 10

Score tied - 4 times. Lead changed - 3 times.



Official Basketball Box Score -- Game Totals -- Final Statistics
Vanderbilt vs Southern California
 11/11/18 6:00 pm at



Vanderbilt 82 • 2-0

#	Player	Total		3-Ptr		Rebounds			PF	TP	A	TO	Blk	Stl	Min
		FG-FGA	FG-FGA	FT-FTA	Off	Def	Tot								
02	TOYE, Joe	f	4-10	3-5	5-6	3	6	9	0	16	1	1	0	1	31
11	SHITTU, Simisola	f	5-12	0-0	4-7	8	7	15	5	14	3	3	0	3	26
32	RYAN, Matt	f	1-6	1-4	1-2	0	5	5	2	4	2	1	0	0	27
00	LEE, Saben	g	3-13	0-4	3-3	1	1	2	3	9	3	2	0	1	30
10	GARLAND, Darius	g	6-14	3-5	4-4	1	4	5	4	19	1	6	0	1	36
01	WETZELL, Yanni	g	1-1	0-0	0-2	0	1	1	2	2	0	1	0	0	7
03	EVANS, Maxwell	g	0-1	0-1	0-0	0	0	0	0	0	0	0	0	0	3
15	BROWN, Clevon	g	4-8	0-2	0-3	2	2	4	2	8	0	0	1	1	18
24	NESMITH, Aaron	g	3-6	2-5	2-2	1	3	4	2	10	4	0	0	0	21
	Team					3	1	4							
	Totals		27-71	9-26	19-30	19	30	49	20	82	14	14	1	7	199

FG % 1st Half: 16-44 36.4% 2nd half: 11-27 40.7% Game: 27-71 38.0%
 3FG % 1st Half: 6-18 33.3% 2nd half: 3-8 37.5% Game: 9-29 34.6%
 FT % 1st Half: 4-10 40.0% 2nd half: 15-20 75.0% Game: 19-30 63.3%

Southern California 78 • 1-1

#	Player	Total		3-Ptr		Rebounds			PF	TP	A	TO	Blk	Stl	Min
		FG-FGA	FG-FGA	FT-FTA	Off	Def	Tot								
01	Jordan Usher	f	5-16	2-5	0-0	3	2	5	5	12	2	0	1	0	22
31	Nick Rakocevic	f	8-16	0-0	3-6	9	9	18	4	19	0	3	2	2	39
00	Shaquan Aaron	g	3-10	0-2	1-2	2	7	9	1	7	1	2	0	3	35
02	Jonah Mathews	g	4-12	1-6	0-0	1	4	5	0	9	2	2	0	2	40-
05	Derryck Thornton	g	7-17	0-2	3-5	2	1	3	5	17	2	1	0	0	33
04	Kevin Porter Jr.	g	5-9	1-3	3-5	1	3	4	5	14	2	2	2	1	23
12	Devin Fleming	g	0-0	0-0	0-0	0	0	0	1	0	0	0	0	0	0+
33	J'Raun Brooks	g	0-1	0-1	0-0	0	0	0	2	0	0	0	0	0	7
34	Victor Uyaelunmo	g	0-0	0-0	0-0	0	0	0	3	0	0	1	0	0	1
	Team					3	0	3							
	Totals		32-81	4-19	10-18	21	26	47	26	78	9	11	5	8	200

FG % 1st Half: 14-36 38.9% 2nd half: 18-45 40.0% Game: 32-81 39.5%
 3FG % 1st Half: 3-10 30.0% 2nd half: 1-9 11.1% Game: 4-19 21.1%
 FT % 1st Half: 5-9 55.6% 2nd half: 5-9 55.6% Game: 10-18 55.6%

Officials: Technical fouls: Vanderbilt-None, Southern California-None.
 Attendance: 3804

2018-19 Men's Basketball. Round: 0. Southern California vs Vanderbilt. Played

Score by periods	1st	2nd	Total
Vanderbilt	42	40	82
Southern California	36	42	78

In Points Off 2nd Fast
 Paint T/O Chance Break Bench
 Vanderbilt 42 15 6 4 28
 Southern California 36 9 22 16 20

Score tied - 5 times. Lead changed - 11 times.



Official Basketball Box Score -- Game Totals -- Final Statistics
Alcorn State vs Vanderbilt
 11/16/18 7:00 p.m. at Nashville, Tenn. (Memorial Gym)



Alcorn State 54 • 1-2

#	Player	Total		3-Ptr		Rebounds			PF	TP	A	TO	Blk	Stl	Min
		FG-FGA	FG-FGA	FT-FTA	Off	Def	Tot								
12	Andrews, Deshaw	f	4-8	2-3	0-1	1	6	7	3	10	0	0	0	1	21
42	Campbell, Alonzo	c	1-1	0-0	0-0	1	0	1	3	2	0	0	0	0	9
00	Crosby, Troymain	g	3-11	0-1	5-6	0	3	3	0	11	1	2	0	2	28
05	Allen, Khari Jabriel	g	3-11	3-8	0-0	0	1	1	2	9	1	1	0	1	29
11	Howard, Maurice	g	2-11	1-6	0-0	1	3	4	2	5	4	3	0	1	36
01	Givens, Harold	g	1-1	0-0	0-0	1	2	3	1	2	1	1	0	1	8
02	Scott, Jael	g	1-5	0-1	0-0	3	2	5	4	2	0	3	0	0	20
10	Wilson, Kobe	g	0-0	0-0	0-0	0	1	1	1	0	0	0	0	0	5
15	Robinson	g	0-0	0-0	0-0	0	0	0	0	0	0	0	0	0	2
23	Smith, TyQuaylon	g	0-1	0-0	0-0	0	0	0	0	0	0	0	0	0	3
24	Johnson, Reginal	g	3-9	0-3	0-0	1	1	2	2	6	0	2	0	1	14
33	Brewer, Devon	g	3-8	0-0	1-2	2	6	8	0	7	2	1	0	1	25
	Team					2	2	4							
	Totals		21-66	6-22	6-9	12	27	39	18	54	9	14	0	8	200

FG % 1st Half: 11-35 31.4% 2nd half: 10-31 32.3% Game: 21-66 31.8%
 3FG % 1st Half: 4-13 30.8% 2nd half: 2-9 22.2% Game: 6-22 27.3%
 FT % 1st Half: 3-4 75.0% 2nd half: 3-5 60.0% Game: 6-9 66.7%

Vanderbilt 79 • 3-0

#	Player	Total		3-Ptr		Rebounds			PF	TP	A	TO	Blk	Stl	Min
		FG-FGA	FG-FGA	FT-FTA	Off	Def	Tot								
11	SHITTU, Simisola	f	9-11	0-0	2-3	1	5	6	0	20	0	0	3	0	25
32	RYAN, Matt	f	4-8	4-7	0-0	0	2	2	2	12	4	1	0	0	21
00	LEE, Saben	g	3-7	1-2	3-4	0	2	2	0	10	6	3	0	0	26
02	TOYE, Joe	g	4-9	1-6	5-6	0	4	4	1	14	0	1	2	1	25
10	GARLAND, Darius	g	1-6	0-3	1-2	1	6	7	0	3	4	3	0	0	28
01	WETZELL, Yanni	g	1-3	0-0	0-0	0	1	1	0	2	0	0	0	0	10
03	EVANS, Maxwell	g	2-3	0-1	0-0	0	1	1	1	4	0	0	0		

2018-19 Box Scores



Official Basketball Box Score -- Game Totals -- Final Statistics
Kent State vs Vanderbilt
 11/23/18 4 p.m. at Nashville, Tenn. (Memorial Gym)



Kent State 77 • 5-1

#	Player	Total			3-Ptr			Rebounds			PF	TP	A	TO	Blk	Stl	Min
		FG-FGA	FG-FGA	FT-FTA	FG-FGA	FG-FGA	FT-FTA	Off	Def	Tot							
25	WHITTINGTON, Philip	f	0-2	0-0	0-4	2	4	6	5	0	1	0	2	0	18		
00	VERY, Jalen	g	6-13	4-8	2-2	0	1	1	1	18	2	0	0	1	39		
01	WILLIAMSON, CJ	g	5-10	3-6	5-6	1	5	6	4	18	3	2	0	4	31		
04	WILLIAMS, Antonio	g	2-5	0-0	4-4	0	3	3	4	8	2	1	1	2	29		
13	PETERSON, Mitch	g	3-4	1-1	2-2	0	1	1	1	9	3	1	0	1	23		
02	DULING, BJ		1-2	0-1	0-0	1	2	3	3	2	2	1	1	4	15		
11	HARRIS, Kain		0-1	0-1	0-0	0	0	0	2	0	0	0	0	4			
15	ROBERTS, Anthony		0-1	0-0	0-0	0	0	0	0	0	0	0	0	11			
23	WALKER, Jaylin		8-18	4-7	2-2	0	4	4	0	22	2	2	1	1	30		
Team						0	0	0			1						
Totals			25-56	12-24	15-20	4	20	24	20	77	15	8	5	13	200		

FG % 1st Half: 15-28 53.6% 2nd half: 10-28 35.7% Game: 25-56 44.6% Deadball
 3FG % 1st Half: 9-15 60.0% 2nd half: 3-9 33.3% Game: 12-24 50.0% Rebounds
 FT % 1st Half: 2-2 100.0 2nd half: 13-18 72.2% Game: 15-20 75.0% 3,1

Vanderbilt 75 • 4-1

#	Player	Total			3-Ptr			Rebounds			PF	TP	A	TO	Blk	Stl	Min
		FG-FGA	FG-FGA	FT-FTA	FG-FGA	FG-FGA	FT-FTA	Off	Def	Tot							
11	SHITTU, Simisola	f	8-15	0-1	4-5	2	6	8	3	20	3	5	0	0	32		
32	RYAN, Matt	f	3-5	2-4	0-0	1	4	5	0	8	2	0	0	0	31		
00	LEE, Saben	g	4-10	1-4	4-8	1	4	5	3	13	5	6	0	1	29		
02	TOYE, Joe	g	6-11	0-4	3-5	0	6	6	2	15	1	2	1	0	31		
10	GARLAND, Darius	g	1-1	0-0	0-0	0	0	0	0	2	0	0	0	0	2		
01	WETZELL, Yanni		1-1	0-0	0-0	1	1	2	2	2	0	1	0	0	11		
03	EVANS, Maxwell		3-7	1-1	1-4	3	1	4	0	8	1	0	0	0	21		
13	MOYER, Matthew		0-1	0-1	2-2	2	1	3	3	2	1	0	1	0	14		
15	BROWN, Clevon		0-2	0-0	0-0	3	0	3	1	0	0	0	0	0	6		
24	NESMITH, Aaron		1-5	1-3	2-3	1	5	6	4	5	2	1	0	1	23		
Team						1	1	2									
Totals			27-58	5-18	16-27	15	29	44	18	75	15	15	2	2	200		

FG % 1st Half: 10-29 34.5% 2nd half: 17-29 58.6% Game: 27-58 46.6% Deadball
 3FG % 1st Half: 2-9 22.2% 2nd half: 3-9 33.3% Game: 5-18 27.8% Rebounds
 FT % 1st Half: 12-17 70.6% 2nd half: 4-10 40.0% Game: 16-27 59.3% 6

Officials: Todd Austin, John Hampton, Hunter Allen
 Technical fouls: Kent State-WILLIAMSON, CJ. Vanderbilt-None.
 Attendance: 9061


Score by periods	1st	2nd	Total
Kent State	41	36	77
Vanderbilt	34	41	75

	In	Off	2nd	Fast	Bench
Points	Paint	T/O	Chance	Break	
KENT	24	16	3	12	24
VU	42	11	14	9	17

Last FG - KENT 2nd-01:33, VU 2nd-00:03.
 Largest lead - KENT by 13 1st-13:03, VU by 2 1st-19:43.
 KENT led for 34:25. VU led for 00:57. Game was tied for 04:38.

Score tied - 4 times.
 Lead changed - 5 times.

HEAD COACH BRYCE DREW



THE DREW FILE

High School: Valparaiso (Ind.), '94
College: Bachelor of Arts In Sports Management, Valparaiso, '98
Family: Wife, Tara, son Bryson (4)



DREW THROUGH THE YEARS

Year	School	Position	W-L	Conf.	Postseason
2019	Vanderbilt	Head Coach	4-1	-	-
2018	Vanderbilt	Head Coach	12-20	6-12	-
2017	Vanderbilt	Head Coach	19-16	10-8	NCAA First Round
2016	Valparaiso	Head Coach	30-7	16-2	NIT Finals
2015	Valparaiso	Head Coach	28-6	13-3	NCAA Second Round
2014	Valparaiso	Head Coach	18-16	9-7	CollegInsider.com First Round
2013	Valparaiso	Head Coach	26-8	13-3	NCAA Second Round
2012	Valparaiso	Head Coach	22-12	14-4	NIT First Round
2011	Valparaiso	Assistant Coach	23-12	12-6	CollegInsider.com First Round
2010	Valparaiso	Assistant Coach	15-17	10-8	-
2009	Valparaiso	Assistant Coach	9-22	5-13	-
2008	Valparaiso	Assistant Coach	22-14	9-9	College Basketball Invite 2nd Rd.
2007	Valparaiso	Assistant Coach	16-15	9-5	-
2006	Valparaiso	Assistant Coach	17-12	8-8	-
2005	Valencia (Spain)	Player	38-14		Champions League Second Round
2004	New Orleans (NBA)	Player	41-41		East 1st round
2003	New Orleans (NBA)	Player	47-35		East 1st round
2002	Charlotte (NBA)	Player	44-38		East Semifinals
2001	Chicago (NBA)	Player	15-67		-
2000	Houston (NBA)	Player	34-48		-
1999	Houston (NBA)	Player	31-19		West 1st round
1998	Valparaiso	Player	23-10	13-3	NCAA Regional Semifinals
1997	Valparaiso	Player	24-7	13-3	NCAA First Round
1996	Valparaiso	Player	22-10	13-5	NCAA First Round
1995	Valparaiso	Player	20-8	14-4	-
Head Coach Totals			159-86	81-39	
Totals at Vanderbilt (Head Coach)			35-37	16-20	
Totals at Valparaiso (Head Coach)			124-49	65-19	
Totals at Valparaiso (Assistant)			102-92	53-49	
Totals at Valparaiso (playing)			89-35	53-15	
Totals as NBA Player			212-248		

3	Three-time Conference Coach of the Year
25	Averaged 25 wins a year in five years at Valparaiso
27	27th coach in Vanderbilt basketball history, and ninth of the modern era.
5	Postseason appearances as a head coach, including three in the NCAA Tournament and two in the NIT.
16	Coached 16 All-Conference honorees.
30	Won 30 games with Valparaiso in 2015-16.
2,142	Career points scored at Valparaiso - the 2nd most in the program's history. He is also the program's leader in 3-pointers made (364) and assists (626).
2	Two-time NABC District 12 Coach of the Year
6	Played six seasons in the NBA... Two with Houston, one with Chicago, and three with Charlotte/New Orleans
1,000	Scored over 1,000 points in his NBA career.
12	Played alongside 12 NBA All-Stars
3	Played with three players named among the Top 50 NBA Players of All Time - Charles Barkley, Hakeem Olajuwon, and Scottie Pippin
10	Recruited a consensus Top 10 recruiting class for the class of 2018.



**VANDERBILT
ATHLETIC COMMUNICATIONS**

INTERVIEW POLICY

Vanderbilt head coach Bryce Drew and selected Vanderbilt players will be available to the media before practice on a weekly basis during the non-conference season, and bi-weekly during the SEC season.

The times for those media sessions will be emailed to media members in advance of those pre-practice interviews.

Media may photograph the first 20 minutes of practice. All practices are closed to the public.

POSTGAME INTERVIEW POLICY

Vanderbilt head coach Bryce Drew will enter the Memorial Gym interview room after the NCAA-mandated 10-minute cooling off period, and after the visiting team makes an appearance in the interview room.

VUCOMMODORES.COM

The official website of Vanderbilt athletics, vucommodores.com, includes pregame notes, season statistics, videos of press conferences and meetings with the media, live stats, twitter feeds, and streaming audio and video of everything that is Commodore athletics.

@VANDYMBB

The official Twitter feed of Vanderbilt men's basketball, follow the latest information and get breaking news on Commodore basketball.

VU QUICK FACTS

Location Nashville, Tenn.
Founded 1873
Conference Southeastern
Enrollment 6,738
Nickname Commodores
Colors Black and Gold
Home Arena Memorial Gymnasium (14,316)
Chancellor Nicholas Zeppos
Vice Chancellor David Williams II
Faculty Rep. Dr. Susan Wentz

Athletic Communications

Men's Basketball SID Andy Boggs
Media Relations Address 2601 Jess Neely Dr.
 Nashville, TN 37212
Office Phone (615) 343-1847
E-Mail Andy.Boggs@Vanderbilt.edu

INS AND OUTS

Career Games Played	Player	Games	Starts	Cons. Starts
Joe Toye	102	27	5	5
Matt Ryan	77	9	5	5
Clevon Brown	71	4	-	-
Yanni Wetzell	64	59	-	-
Saben Lee	37	34	30	-
Maxwell Evans	33	15	-	-
Darius Garland	5	5	5	-
Aaron Nesmith	5	-	-	-
Simisola Shittu	5	5	5	-
Isaiah Rice	2	-	-	-

Double-Digit Scoring Games			
Player	Career (Record)	'18-19	Cons.
Joe Toye	22 (12-10)	4 (3-1)	-
Saben Lee	21 (9-12)	4 (3-1)	4 (3-1)
Matt Ryan	8	3 (3-0)	2 (2-0)
Maxwell Evans	3 (2-1)	-	-
Simisola Shittu	4 (3-1)	4 (3-1)	1 (3-1)
Darius Garland	3 (3-0)	3 (3-0)	-
Clevon Brown	1 (1-0)	-	-
Aaron Nesmith	1 (1-0)	1 (1-0)	-

Double-Digit Rebounding Games			
Player	Career	'18-19	Cons.
Simisola Shittu	2 (2-0)	2 (2-0)	-

Double-Doubles			
Player	Career	'18-19	Cons.
Simisola Shittu	2 (1-0)	2 (1-0)	-

SEC PRESEASON POLL

Preseason Media Poll, Pts

1. Kentucky
2. Tennessee
3. Auburn
4. Mississippi State
5. Florida
6. LSU
7. Alabama
- 8. Vanderbilt**
9. Missouri
10. Arkansas
11. South Carolina
12. Texas A&M
13. Georgia
14. Ole Miss

First Team All-SEC

- Daniel Gafford – Arkansas
 - Reid Travis – Kentucky
 - Tremont Waters – LSU
 - Chris Silva – South Carolina
 - Grant Williams – Tennessee
- Second Team All-SEC**
- Bryce Brown – Auburn
 - Jared Harper – Auburn
 - Jalen Hudson – Florida
 - PJ Washington – Kentucky
 - Quinnary Weatherspoon – Mississippi State
 - Jontay Porter – Missouri
 - Admiral Schofield – Tennessee

SEC Player of the Year

- Grant Williams – Tennessee

2018-19 TRENDS

Winning Opening Tip	4-1
Losing Opening Tip	0-0
VU Scores First	2-1
Opponent Scores First	2-0
Leading at Halftime	4-0
Trailing at Halftime	0-1
Tied at Halftime	0-0
Leading with Five Minutes Remaining	4-0
Trailing with Five Minutes Remaining	0-1
Tied with Five Minutes Remaining	0-0
Leading with Two Minutes Remaining	4-0
Trailing with Two Minutes Remaining	0-1
Tied with Two Minutes Remaining	0-0
Overtime	0-0
Games Decided by Three Points or Less	0-1
Games Decided by 4-10 Points	2-1
Games Decided by 11-20 Points	1-0
Games Decided by 21-plus Points	1-0
VU Shoots 50% or Better	2-0
VU Shoots 40% or Better	2-1
VU Shoots Lower Than 40%	1-0
Opponent Shoots 50% or Better	0-0
Opponent Shoots 40% or Better	2-0
Opponent Shoots Lower Than 40%	2-0
VU Outshoots Opponent	3-1
VU Outshot by Opponent	1-0
Shoot Same Percentage	0-0
VU Scores 70 Points or More	4-1
VU Scores Less Than 70 Points	0-0
VU Scores 80 Points or More	2-0
VU Scores 90 Points or More	1-0
Opponent Scores 70 Points or More	3-1
Opponent Scores Less Than 70 Points	1-0
Opponent Scores 80 Points or More	0-0
Opponent Scores 90 Points or More	0-0
Makes More 3-Pointers Than Opponent	4-0
Makes Fewer 3-Pointers Than Opponent	0-1
3-Pointers are Equal	0-0
Outrebounds Opponent	3-1
Outrebounded by Opponent	1-0
Rebounds are Equal	0-0
Playing on National TV	1-0
Playing on Regional TV	0-0
Online Only	3-1
Playing on Weekday	3-1
Playing on Weekend	1-0
Game Tips Before 6 p.m. CT (afternoons)	0-1
Game Tips After 6 p.m. CT (evenings)	4-0
In White Uniforms	3-0
In Gold Uniforms	0-1
In Black Uniforms	1-0
In Grey Uniforms	0-0
In November	4-1
In December	0-0
In January	0-0
In February	0-0
In March	0-0
Home	3-1
Neutral	0-0
Away	1-0

Conferences

vs. Non-Conference	4-0
ASUN	1-0
Big South	1-0
Mid-American	0-1
Pac 12	1-0
SWAC	1-0
Vs. SEC	0-0

Lineups

Garland, Lee, Ryan, Toye, Shittu	4-1
----------------------------------	-----

2018-19 Roster

No.	Name	Pos.	Ht.	Wt.	Cl.-Yr	Hometown (Previous School)
0	Saben Lee	G	6-2	183	So. - 2nd	Phoenix, Ariz. (Corona Del Sol)
1	Yanni Wetzell	F/C	6-10	240	R-Jr. - 4th	Auckland, N.Z. (St. Mary's (Texas)/Westlake Boys)
2	Joe Toye	G/F	6-7	210	Sr. - 4th	Chicago, Ill. (Whitney Young)
3	Maxwell Evans	G	6-2	192	So. - 2nd	Houston, Texas (Bellaire)
10	Darius Garland	G	6-2	175	Fr. - 1st	Nashville, Tenn. (Brentwood Academy)
11	Simisola Shittu	F/C	6-10	240	Fr. - 1st	Burlington, Ont. (Vermont Academy)
13	Matthew Moyer	F	6-8	217	R-So. - 3rd	Gahanna, Ohio (Syrcause/South Kent Prep/Lincoln)
14	Isaiah Rice	G	5-11	195	So. - 2nd	Indianapolis, Ind. (Park Tudor)
15	Clevon Brown	F	6-8	240	Jr. -3rd	San Antonio, Texas (Churchill)
24	Aaron Nesmith	F	6-6	213	Fr. - 1st	Charleston, S.C. (Porter Gaud)
32	Matt Ryan	F	6-8	215	R-Jr. - 4th	Cortlandt Manor, N.Y. (Notre Dame/Iona Prep)
42	Mac Hunt	G	6-6	182	Fr. - 1st	Chattanooga, Tenn. (McCallie)
50	Ejike Obinna	F/C	6-10	240	So. - 2nd	Enugu, Nigeria (Virginia Academy (Va.))

COACHING STAFF

Head Coach..... **Bryce Drew** (Valparaiso, 1998) - 3rd
 Associate Head Coach..... **Roger Powell** (Illinois, 2005) - 3rd
 Assistant Coach..... **Jake Diebler** (Valparaiso, 2009) - 3rd
 Assistant Coach..... **Casey Shaw** (Toledo, 1998) - 3rd
 Director of Scouting..... **Luke Simons** (Purdue, 2005) - 3rd
 Director of Operations..... **Matt Olinger** (Liberty, 2007) - 3rd

SUPPORT STAFF

Athletic Communications Dir. **Andy Boggs** (Florida State, 1998)
 Academic Support... **Max Maurice Martin** (South Carolina St., 1991)
 Athletic Trainer..... **Brandon Wells** (UW-Stevens Point, 2007)
 Strength and Conditioning..... **Jeremy Anderson** (Liberty, 2011)

PRONUNCIATION GUIDE

Clevon Brown..... **CLEE-von**
 Jake Diebler..... **DEEB-ler**
 Aaron Nesmith..... **NEE-smith**
 Ejike Obinna..... **EH-Je-KAY Oh-Bean-a**
 Simisola Shittu..... **SIMI-sola Shi-TU**
 Joe Toye..... **TOY**

ROSTER BY CLASS

Seniors (1)

Joe Toye Chicago, Ill.

Juniors (3)

Clevon Brown..... San Antonio, Texas
Matt Ryan..... Cortlandt Manor, N.Y.
Yanni Wetzell Auckland, N.Z.

Sophomores (5)

Maxwell Evans Houston, Texas
Saben Lee..... Phoenix, Ariz.
Matthew Moyer Gahanna, Ohio
Ejike Obinna Enugu, Nigeria
Isaiah Rice Indianapolis, Ind.

Freshman (4)

Darius Garland Nashville, Tenn.
Mac Hunt..... Chattanooga, Tenn.
Aaron Nesmith Charleston, S.C.
Simisola Shittu..... Burlington, Ont.

MEMORIAL MAGIC - THE HOME TO VANDERBILT HOOPS SINCE 1952

HISTORIC MEMORIAL GYMNASIUM IN 67TH SEASON

Storied Memorial Gymnasium is in its 67th season as the host venue of Vanderbilt basketball. The SEC's most historic hoops setting has played host to more than 950 men's contests as well as the 1984 and 1991 SEC Tournaments and 40 men's and women's NCAA Tournament contests (since the early 1980s).

As the oldest gymnasium in the SEC, Memorial Gymnasium is renowned for its end zone benches, raised floor and unique atmosphere. It was dedicated in 1952 as a memorial to all Vanderbilt men and women who served in World War II. It was built by the late master architect Edwin Keeble, who was commissioned to build a combination gymnasium/concert hall.

.778	All-time winning percentage at Memorial Gym (797-228).
.885	Winning percentage against non-conference opponents since 1990 (215-28).
6	Undefeated seasons at home.

Winningest Coaches at Memorial Gymnasium

Coach	Yrs	Record
1. Kevin Stallings (2000-16)	17	226-65
2. Roy Skinner (1959, 1962-76)	16	181-41
3. Bob Polk (1948-58, 1960-61)	8	96-15
4. C.M. Newton (1982-89)	8	91-37
5. Jan van Breda Kolff (1994-99)	6	75-20
6. Eddie Fogler (1990-93)	4	54-12

Coach Drew at Memorial Gymnasium

Coach	Yr	Record
Bryce Drew	2016-17	11-5
	2017-18	11-7
	2018-19	3-1
	Total	24-13

ANNUAL ATTENDANCE FIGURES

Year	All Games	Attendance	Average	NCAA Rank	SEC Games	SEC Attendance	Average
2018-19	4	35,134	8,784	-	-	-	-
2017-18	18	165,131	9,174	46	9	89,065	9,896
2016-17	16	154,169	9,636	45	9	92,645	10,294
2015-16	16	178,167	11,135	36	9	107,318	11,924
2014-15	19	168,377	8,862	51	9	88,830	9,870
2013-14	16	152,539	9,534	45	9	92,455	10,273
2012-13	15	159,557	10,637	36	9	100,986	11,221
2011-12	18	246,561	13,698	18	8	112,368	14,046
2010-11	17	234,632	13,802	18	8	114,346	14,293
2009-10	16	217,965	13,623	21	8	113,539	14,192
2008-09	17	225,686	13,276	25	8	112,833	14,104
2007-08	19	254,954	13,418	22	8	113,713	14,214
2006-07	17	204,511	12,030	31	8	109,043	13,630
2005-06	16	195,159	12,197	24	8	108,258	13,532
2004-05 [^]	19	191,678	10,088	43	8	105,357	13,170
2003-04	17	192,301	11,312	33	8	106,990	13,374
2002-03	16	153,123	9,570	46	8	96,906	12,113
2001-02	17	150,325	8,843	50	8	93,873	11,734
2000-01	19	186,468	9,814	45	8	102,055	12,757
1999-00*	18	197,770	10,987	30	8	106,741	13,343
1998-99	16	192,538	12,034	26	8	106,128	13,266
1997-98	16	213,974	13,373	21	8	117,819	14,727
1996-97	16	207,771	12,986	25	8	120,214	15,027
1995-96	18	226,354	12,575	28	8	112,996	14,125
1994-95	13	183,042	14,080	17	8	118,932	14,867
1993-94	16	223,997	14,000	15	8	121,345	15,168
1992-93	14	212,156	15,154	11	8	122,536	15,317
1991-92	17	210,585	12,387	29	8	115,104	14,388
1990-91	16	214,638	13,415	19	9	133,482	14,831
1989-90	19	259,992	13,684	18	9	136,136	15,126
1988-89	15	224,657	14,977	13	9	137,212	15,246
1987-88	16	223,747	13,984	14	9	138,393	15,377
1986-87	17	226,343	13,314	14	9	130,854	14,539
1985-86	15	200,806	13,387	14	9	128,059	14,229
1984-85	16	194,390	12,149	17	9	122,514	13,613
1983-84	18	249,292	13,850	10	9	135,546	15,050
1982-83	17	237,584	13,976	9	9	135,418	15,046
1981-82	14	202,225	14,445	9	9	131,699	14,633
1980-81	15	227,478	15,165	9	9	136,436	15,160
1979-80	15	228,029	15,202	5	9	138,754	15,417
1978-79	14	215,330	15,380	5	9	139,930	15,547
1977-78	14	207,375	14,813	5	9	134,232	14,915
1976-77	15	211,966	14,131	4	9	149,108	16,568
1975-76	13	180,901	13,915	-	9	135,375	15,042
1974-75	12	178,527	14,877	-	9	134,304	14,923
1973-74	12	182,728	15,227	-	9	140,252	15,584
1972-73	12	173,567	14,464	-	9	131,193	14,577
1971-72	12	156,778	13,065	-	9	120,172	13,352
1970-71	12	170,634	14,220	-	9	130,260	14,473
1969-70	12	176,763	14,730	-	9	135,745	14,861
1968-69	12	126,896	10,575	-	9	95,300	10,589
1967-68	12	129,722	10,810	-	9	96,274	10,697
1966-67	12	105,492	8,791	-	9	79,173	8,797
1965-66	12	106,022	8,835	-	9	62,368	8,910
1964-65	12	98,821	8,235	-	9	65,712	8,214
1963-64	12	84,827	7,069	-	6	35,684	5,947
1962-63	12	75,261	6,272	-	6	46,183	6,598
1961-62	13	73,640	5,665	-	8	47,357	5,920
1960-61	13	74,187	5,707	-	7	45,549	6,507
1959-60	14	76,199	5,443	-	8	46,064	5,758

[^] First year capacity increased from 14,168 to 14,316; * First year capacity decreased from 15,311 to 14,168

**VANDERBILT BASKETBALL
QUICK HITTERS**

- This is the 116th year of Vanderbilt basketball, with the first season taking place in 1900-01. There were no teams in 1904-05 and 1905-06.
- The Commodores have been named to 15 NCAA Tournaments and 12 NIT's. Vanderbilt advanced to the Elite 8 in 1965 (field of 23), and the Sweet 16 in 1988, 1993, 2004, and 2007. The Commodores captured the NIT Championship in 1990 and finished runner-up in 1994.
- The Commodores are a charter member of the SEC, with the 2017-18 season being the 85th year in the conference.
- Vanderbilt is the only private institution in the SEC with the lowest enrollment of any of the 14 schools (6,738).
- Vanderbilt's Perry Wallace became the first African-American scholarship basketball player in the SEC when he took the court in 1967.
- The Commodores have 48 career 1,000-point scorers, with Shan Foster (2004-08) the all-time leading scorer with 2,011 career points.
- Vanderbilt has had 12 All-Americans since 1950. They are: Billy Joe Adcock (1950), Clyde Lee (1965), Tom Hagan (1969), Jan van Breda Kolff (1974), Will Perdue (1988), Billy McCaffrey (1993), Dan Langhi (2000), Matt Freije (2004), Derrick Byars (2007), Shan Foster (2008), and John Jenkins (2011).
- Vanderbilt had two players selected in the 2016 NBA Draft - Wade Baldwin IV, Memphis, 17th pick and Damian Jones, Golden State 30th pick - one of only three schools with two or more players drafted in the first round. In all, 37 Vanderbilt players have been selected in the NBA Draft since 1950.
- The Commodores had three players drafted in the first 31 picks of the 2012 NBA Draft - John Jenkins, Atlanta, 23rd pick, Festus Ezeli, Golden State, 30th pick, Jeffery Taylor, Charlotte, 31st pick - the most by the Commodores in one draft.
- The Commodores ended a 61-year SEC Tournament drought in 2012 by claiming the tournament championship in New Orleans, the team's first SEC tournament championship since 1951.
- Kevin Stallings is the winningest coach in Vanderbilt history with 322 total victories (17 years, 322-220).
- All three of the university's top all-time scorers played for Kevin Stallings (Foster, Jeffery Taylor, Matt Freije). John Jenkins, who is 10th on the list, also played for him.
- Vanderbilt's intercollegiate athletics teams are nicknamed the Commodores, in honor of the nickname given to founder Cornelius Vanderbilt, who made his fortune in shipping. Vanderbilt donated \$1 million to begin "Central University" in 1875 - the campus was later renamed for Cornelius because of his generosity. Cornelius never stepped foot on the campus that bears his namesake.

SEC STANDINGS

2018-19 SEC STANDINGS (11/26)

	SEC	Pct.	All	Pct.
Auburn	0-0	.000	5-1	.833
Kentucky	0-0	.000	5-1	.833
Alabama	0-0	.000	4-1	.800
Arkansas	0-0	.000	4-1	.800
Miss. State	0-0	.000	4-1	.800
Vanderbilt	0-0	.000	4-1	.800
Tennessee	0-0	.000	4-1	.800
LSU	0-0	.000	5-2	.714
Ole Miss	0-0	.000	3-2	.600
Missouri	0-0	.000	3-2	.600
South Carolina	0-0	.000	3-2	.600
Florida	0-0	.000	3-3	.500
Georgia	0-0	.000	3-3	.500
Texas A&M	0-0	.000	2-4	.333

SEC STATS

VU TEAM SEC RANKINGS (11/26)

Category	All
Scoring	5th (81.4)
Scoring Defense	10th (71.6)
Scoring Margin	7th (+9.8)
FT%	12th (.656)
FG%	5th (.464)
FG% Defense	8th (.402)
3FG%	2nd (.347)
3FG% Defense	2nd (.296)
3FG Made	2nd (8.2)
Rebound Margin	3rd (+6.0)
Blocks	10th (4.2)
Assists	9th (14.2)
Steals	13th (4.6)
Turnover Margin	12th (-1.8)
Assist/TO Ratio	7th (1.1)

VU INDIVIDUAL SEC RANKINGS (11/26)

Player	Total
Darius Garland	Total
Scoring	7th (16.2)
FG%	4th (.537)
3FG%	2nd (.478)
3FG Made	8th (2.2)
Simisola Shittu	Total
Scoring	T-8th (16.0)
Rebounding	1st (9.4)
FG%	3rd (.564)
Def. Rebounds	1st (7.0)
Saben Lee	Total
Assists	T-8th (4.2)
Joe Toye	Total
FT%	10th (.813)
Clevon Brown	Total
Off. Rebounds	T-10th (2.6)
Matt Ryan	Total
3FG Made	T-4th (2.6)
3FG PCT.	6th (.419)

2017-18 ALL-SEC TEAMS

First Team All-SEC

- Jaylen Barford, Arkansas
- Chris Chiozza, Florida
- Yante Maten, Georgia
- Kevin Knox, Kentucky
- Kassius Robertson, Missouri
- Chris Silva, South Carolina
- Grant Williams, Tennessee
- Tyler Davis, Texas A&M

Second Team All-SEC

- Collin Sexton, Alabama
- Daryl Macon, Arkansas
- Bryce Brown, Auburn
- Jared Harper, Auburn
- Shai Gilgeous-Alexander, Kentucky
- Quinnndary Weatherspoon, Mississippi State
- Admiral Schofield, Tennessee
- Jeff Roberson, Vanderbilt**

All-Freshman Team

- Collin Sexton, Alabama
- Daniel Gafford, Arkansas
- Shai Gilgeous-Alexander, Kentucky
- Kevin Knox, Kentucky
- Tremont Waters, LSU
- Nick Weatherspoon, Mississippi State
- Jontay Porter, Missouri
- TJ Starks, Texas A&M

All-Defensive Team

- Donta Hall, Alabama
- Anfernee McLemore, Auburn
- Chris Chiozza, Florida
- Chris Silva, South Carolina
- Robert Williams, Texas A&M

Coach of the Year

- Rick Barnes, Tennessee

Player of the Year

- Grant Williams, Tennessee

Scholar Athlete of the Year

- Juwan Parker, Georgia

Co-Freshman of the Year

- Collin Sexton, Alabama
- Kevin Knox, Kentucky

Co-Sixth man of the Year

- Jontay Porter, Missouri
- Lamonté Turner, Tennessee

Defensive Player of the Year

- Chris Silva, South Carolina
- Robert Williams, Texas A&M

Vanderbilt Combined Overall Statistics



2018-19 Vanderbilt Basketball
 Vanderbilt Combined Team Statistics (as of Nov 23, 2018)
 All games



RECORD:	OVERALL	HOME	AWAY	NEUTRAL
ALL GAMES	4-1	3-1	1-0	0-0
CONFERENCE	0-0	0-0	0-0	0-0
NON-CONFERENCE	4-1	3-1	1-0	0-0

#	Player	gp-gs	min	avg	Total		3-Point		F-Throw		Rebounds			pf	dq	a	to	blk	stl	pts	avg	
					fg-fga	fg%	3fg-fga	3fg%	ft-fa	ft%	off	def	tot									avg
10	GARLAND, Darius	5-5	139	27.8	29-54	.537	11-23	.478	12-16	.750	2	17	19	3.8	7	0	13	15	2	4	81	16.2
11	SHITTU, Simisola	5-5	143	28.6	31-55	.564	0-2	.000	18-29	.621	12	35	47	9.4	15	1	7	11	5	5	80	16.0
02	TOYE, Joe	5-5	147	29.4	19-41	.463	7-23	.304	16-21	.762	4	23	27	5.4	7	0	6	4	3	3	61	12.2
00	LEE, Saben	5-5	145	29.0	20-47	.426	2-11	.182	19-29	.655	3	15	18	3.6	11	0	21	18	0	4	61	12.2
32	RYAN, Matt	5-5	137	27.4	17-40	.425	13-31	.419	3-5	.600	2	19	21	4.2	9	0	9	3	1	0	50	10.0
24	NESMITH, Aaron	5-0	97	19.4	7-23	.304	5-17	.294	9-10	.900	2	21	23	4.6	12	0	8	4	1	2	28	5.6
13	MOYER, Matthew	3-0	48	16.0	4-11	.364	2-5	.400	2-2	1.000	9	7	16	5.3	8	0	4	3	2	1	12	4.0
15	BROWN, Clevon	5-0	73	14.6	8-20	.400	0-3	.000	0-3	.000	13	5	18	3.6	9	0	2	3	7	2	16	3.2
03	EVANS, Maxwell	4-0	34	8.5	5-11	.455	1-3	.333	1-5	.200	3	2	5	1.3	2	0	1	0	0	1	12	3.0
01	WETZELL, Yanni	5-0	36	7.2	3-6	.500	0-0	.000	0-2	.000	1	3	4	0.8	4	0	0	5	0	1	6	1.2
Team											7	5	12									
Total.....		5	999		143-308	.464	41-118	.347	80-122	.656	58	152	210	42.0	84	1	71	66	21	23	407	81.4
Opponents.....		5	1000		134-333	.402	34-115	.296	56-87	.644	57	123	180	36.0	104	-	52	57	13	41	358	71.6

TEAM STATISTICS	VU	OPP	Date	Opponent	Score	Att.
SCORING	407	358	11/06/18	WINTHROP	w 92-79	8387
Points per game	81.4	71.6	11/11/18	at Southern California	w 82-78	3804
Scoring margin	+9.8	-	11/16/18	ALCORN STATE	w 79-54	9193
FIELD GOALS-ATT	143-308	134-333	11/19/18	LIBERTY	w 79-70	8493
Field goal pct	.464	.402	11/23/18	KENT STATE	L 75-77	9061
3 POINT FG-ATT	41-118	34-115	* - Conference game			
3-point FG pct	.347	.296				
3-pt FG made per game	8.2	6.8				
FREE THROWS-ATT	80-122	56-87				
Free throw pct	.656	.644				
F-Throws made per game	16.0	11.2				
REBOUNDS	210	180				
Rebounds per game	42.0	36.0				
Rebounding margin	+6.0	-				
ASSISTS	71	52				
Assists per game	14.2	10.4				
TURNOVERS	66	57				
Turnovers per game	13.2	11.4				
Turnover margin	-1.8	-				
Assist/turnover ratio	1.1	0.9				
STEALS	23	41				
Steals per game	4.6	8.2				
BLOCKS	21	13				
Blocks per game	4.2	2.6				
ATTENDANCE	35134	3804				
Home games-Avg/Game	4-8784	1-3804				
Neutral site-Avg/Game	-	0-0				

Score by Periods	1st	2nd	Totals
Vanderbilt	197	210	407
Opponents	179	179	358

Vanderbilt Points-Rebounds-Assists

Opponent	Date	Score		00	01	02	03	10	11	13
				LEE,SABEN	WETZELL,YA	TOYE,JOE	EVANS,MAXW	GARLAND,DA	SHITTU,SIM	MOYER,MATT
WINTHROP	11/06/18	92-79	w	12-6-5	0-0-0	12-6-3	0-0-0	24-3-4	18-10-1	DNP
at Southern California	11/11/18	82-78	w	9-2-3	2-1-0	16-9-1	0-0-0	19-5-1	14-15-3	DNP
ALCORN STATE	11/16/18	79-54	w	10-2-6	2-1-0	14-4-0	4-1-0	3-7-4	20-6-0	5-8-2
LIBERTY	11/19/18	79-70	w	17-3-2	0-0-0	4-2-1	DNP	33-4-4	8-8-0	5-5-1
KENT STATE	11/23/18	75-77	L	13-5-5	2-2-0	15-6-1	8-4-1	2-0-0	20-8-3	2-3-1

Opponent	Date	Score		15	24	32
				BROWN,CLEV	NESMITH,AA	RYAN,MATT
WINTHROP	11/06/18	92-79	w	6-6-0	4-2-1	16-2-1
at Southern California	11/11/18	82-78	w	8-4-0	10-4-4	4-5-2
ALCORN STATE	11/16/18	79-54	w	2-4-1	7-7-1	12-2-4
LIBERTY	11/19/18	79-70	w	0-1-1	2-4-0	10-7-0
KENT STATE	11/23/18	75-77	L	0-3-0	5-6-2	8-5-2

Vanderbilt Team Statistics

Opponent	Date	Score		Total		3-Pointers		Free throws		Rebounds				pf	a	t/o	blk	stl	pts	avg
				fg-fga	pct	3fg-fga	pct	ft-fa	pct	off	def	tot	avg							
WINTHROP	11/06/18	92-79	w	34-63	.540	10-30	.333	14-20	.700	5	30	35	35.0	19	15	11	7	4	92	92.0
at Southern California	11/11/18	82-78	w	27-71	.380	9-26	.346	19-30	.633	19	30	49	42.0	20	14	14	1	7	82	87.0
ALCORN STATE	11/16/18	79-54	w	29-64	.453	8-26	.308	13-17	.765	9	34	43	42.3	11	18	11	7	4	79	84.3
LIBERTY	11/19/18	79-70	w	26-52	.500	9-18	.500	18-28	.643	10	29	39	41.5	16	9	15	4	6	79	83.0
KENT STATE	11/23/18	75-77	L	27-58	.466	5-18	.278	16-27	.593	15	29	44	42.0	18	15	15	2	2	75	81.4
Vanderbilt		407		143-308	.464	41-118	.347	80-122	.656	58	152	210	42.0	84	71	66	21	23	407	81.4
Opponents		358		134-333	.402	34-115	.296	56-87	.644	57	123	180	36.0	104	52	57	13	41	358	71.6

Games played: 5
 Points/game: 81.4
 FG Pct: 46.4
 3FG Pct: 34.7
 FT Pct: 65.6

Rebounds/game: 42.0
 Assists/game: 14.2
 Turnovers/game: 13.2
 Assist/turnover ratio: 1.1
 Steals/game: 4.6
 Blocks/game: 4.2

Vanderbilt Opponent Statistics

Opponent	Date	Score		Total		3-Pointers		Free throws		Rebounds				pf	a	t/o	blk	stl	pts	avg
				fg-fga	pct	3fg-fga	pct	ft-fa	pct	off	def	tot	avg							
WINTHROP	11/06/18	92-79	w	29-68	.426	5-24	.208	16-24	.667	13	28	41	41.0	19	10	13	0	4	79	79.0
at Southern California	11/11/18	82-78	w	32-81	.395	4-19	.211	10-18	.556	21	26	47	44.0	26	9	11	5	8	78	78.5
ALCORN STATE	11/16/18	79-54	w	21-66	.318	6-22	.273	6-9	.667	12	27	39	42.3	18	9	14	0	8	54	70.3
LIBERTY	11/19/18	79-70	w	27-62	.435	7-26	.269	9-16	.563	7	22	29	39.0	21	9	11	3	8	70	70.2
KENT STATE	11/23/18	75-77	L	25-56	.446	12-24	.500	15-20	.750	4	20	24	36.0	20	15	8	5	13	77	71.6
Opponents		358		134-333	.402	34-115	.296	56-87	.644	57	123	180	36.0	104	52	57	13	41	358	71.6
Vanderbilt		407		143-308	.464	41-118	.347	80-122	.656	58	152	210	42.0	84	71	66	21	23	407	81.4

Games played: 5
 Points/game: 71.6
 FG Pct: 40.2
 3FG Pct: 29.6
 FT Pct: 64.4

Rebounds/game: 36.0
 Assists/game: 10.4
 Turnovers/game: 11.4
 Assist/turnover ratio: 0.9
 Steals/game: 8.2
 Blocks/game: 2.6

THE LAST TIME...

VANDERBILT INDIVIDUALS

Scoring:

Scored 25 points – Riley LaChance (26), at LSU, 2/20/2018

Scored 30 points –Darius Garland (33), vs. Liberty, 11/19/2018

Scored 35 points – Billy McCaffrey (35), vs. Georgia, 2/24/1993

Scored 40 points – Shan Foster (42) vs. Mississippi State, 3/5/2008

Two Players Had 20 Points – Riley LaChance (26), Jeff Roberson (20) at LSU, 2/20/2018

Three Players Had 20 Points – Derrick Byars (28), Shan Foster (21) and Ross Neltner (20) vs. Toledo, 12/2/2006

Scored 20 Points in Two Straight Games – Jeff Roberson (26), Riley LaChance (21) vs. Florida (2/17/2018); Riley LaChance (26), Jeff Roberson (20) at LSU (2/20/2018)

Scored 20 Points in Three Straight Games – Jeff Roberson (22) vs. Miss. St., 2/14/18; Jeff Roberson (26) vs. Florida, 2/17/18; Jeff Roberson (20) at LSU, 2/20/18; Riley LaChance (21) vs. Florida, 2/17/18; Riley LaChance (26) at LSU, 2/20/18; Riley LaChance (23) vs. Texas A&M, 2/24/18

Scored 20 Points in Four Straight Games – Jeff Roberson (22), vs. Miss. St., 2/14/18; Jeff Roberson (26) vs. Florida, 2/17/18; Jeff Roberson (20) at LSU, 2/20/18; Jeff Roberson (21) vs. Texas A&M, 2/24/18

Scored 20 Points in Five Straight Games – Jeff Roberson (21) at Tennessee, 1/23/2018; vs. LSU (20), 1/20/2018; vs. TCU (20), 1/27/2018; at Kentucky (23), 1/30/2018; at Auburn (30), 2/3/2018

Scored 20 Points in Six Straight Games – Shan Foster vs. Georgia (29), 2/23/2008; vs. Tennessee (32), 2/26/2008; at Arkansas (22), 3/1/2008; vs. Mississippi State (42), 3/5/2008; at Alabama (21), 3/8/2008; vs. Auburn (26), 3/13/2008

Five Players Scored in Double Figures – Simisola Shittu (18), Matt Ryan (16), Saben Lee (12), Joe Toye (12), Darius Garland (24) vs. Winthrop, 11/6/2018

Seven Players Scored in Double Figures – Damian Jones (10), Wade Baldwin IV (20), Riley LaChance (10), Nolan Cressler (14), Joe Toye (10), Matthew Fisher-Davis (12), Josh Henderson (11), vs. Detroit (12/2/15)

Four Players with 15 or more points – Jeff Roberson (19), Matthew Fisher-Davis (19), Riley LaChance (19), Luke Kornet (16) vs. Kentucky, 1/10/2017

Double-Doubles:

Double-Double –Simisola Shittu (14 points, 15 rebounds) at USC, 11/11/2018

20-10 game –Jeff Roberson (22 points, 11 rebounds) vs. Miss. St., 2/14/2018

30-10 game – Jeff Roberson (30 points, 10 rebounds) at Auburn, 2/3/2018

Back-to-back 20-10 games – Matt Freije vs. South Carolina (26 points, 11 rebounds) 1/28/04; vs. Kentucky (20 points, 11 rebounds) 1/31/04

Double-Double in Points and Rebounds – Simisola Shittu (14 points, 15 rebounds) at USC, 11/11/2018

Double-Double in Points and Assists – Wade Baldwin IV (15 points, 10 assists) vs. Western Michigan, 12/30/2015

Double-Double in Points and Blocks – Luke Kornet (11 points, 10 blocks) vs. Auburn (1/12/2016)

Double-Double in Points and Steals – Never

Double-Double in Two Consecutive games – Simisola Shittu (18 points, 10 rebounds) vs. Winthrop, 11/6/18; (14 points, 15 rebounds) at USC

Double-Double in three consecutive games – Jeff Roberson vs. Austin Peay (13 points, 10 rebounds) 11/10/2017; at Belmont (13 points, 12 rebounds) 11/10/2017; vs. UNC Asheville (17 points, 12 rebounds) 11/10/2017

Two players record double-double – Damian Jones (24 points, 12 rebounds), Luke Kornet (10 points, 10 rebounds) vs. Trevecca, 11/16/2014

Triple-Doubles:

Triple-Double – Luke Kornet (11 points, 11 rebounds, 10 blocks) vs. Auburn, 1/12/16; Brad Tinsley (11 points, 10 rebounds, 10 assists) vs. Presbyterian, 11/12/2010

Field Goals:

Made 10 FG in a game – Jeff Roberson (10) at Auburn, 2/3/2018

Made 11 FG in a game – Matthew Fisher-Davis (11) vs. Auburn, 1/4/2017

Made 12 FG in a game – Darius Garland (12) vs. Liberty, 11/19/2018

Made 16 FG in a game – Shan Foster (16) vs. Mississippi State, 3/5/2008

Attempted 15 FG in a game – Darius Garland (15) vs. Winthrop, 11/6/2018

Attempted 16 FG in a game – Riley LaChance (16) vs. Missouri, 2/27/2018

Attempted 17 FG in a game – Jeff Roberson (17) at Auburn, 2/3/2018

Attempted 18 FG in a game – Darius Garland (18) vs. Liberty, 11/19/2018

Attempted 19 FG in a game – Rod Odom (19) vs. Missouri, 1/16/14

Attempted 20 FG in a game – Jeff Roberson (20), vs. Texas A&M, 2/24/18

Three-Pointers:

Made 5 3-pointers in a game – Darius Garland (5) vs. Liberty, 11/19/2018

Made 6 3-pointers in a game – Riley LaChance (6) vs. Texas A&M, 2/24/18

Made 7 3-pointers in a game – Matthew Fisher-Davis (7) vs. Auburn, 1/4/2017

Made 8 3-pointers in a game – Shan Foster (8) vs. UMass, 1/5/2008

Made 9 3-pointers in a game – Shan Foster (9) vs. Mississippi State, 3/5/2008

Attempted 10 3-pointers in a game – Riley LaChance (10) vs. Missouri, 2/27/2018

Attempted 15 3-pointers in a game – John Jenkins (16) vs. Oregon, 11/11/2011

Free Throws:

Made 10 FT in a game – Jeff Roberson (10), at Kentucky, 1/30/2018

Made 12 FT in a game – Jeff Roberson (12) vs. Florida, 2/17/2018

Made 13 FT in a game – A.J. Ogilvy (13) vs. DePaul, 12/5/2009

Made 18 FT in a game – Matt Freije (18) vs. Indiana, 11/24/2003

Attempted 12 FT in a game – Jeff Roberson (12) vs. Florida, 2/17/2018

Attempted 14 FT in a game – Saben Lee (14) vs. Liberty, 11/19/2018

Attempted 15 FT in a game – Saben Lee(16) vs. Kansas St., 12/3/2017

Rebounds:

10 Rebounds in a game – Simisola Shittu (10), vs. Winthrop, 11/6/2018

15 Rebounds in a game – Simisola Shittu (15), at USC, 11/11/2018

10+ Rebounds in Three Consecutive Games –Jeff Roberson vs. Austin Peay (10) 11/10/2017; at Belmont (12) 11/10/2017; vs. UNC Asheville (12) 11/10/2017

Assists:

8 Assists – Riley LaChance (8) vs. Miss. St. (2/14/18)

9 Assists – Saben Lee (9) vs. Texas A&M, 2/24/18

10 Assists – Wade Baldwin IV (10) vs. Auburn, 1/12/16

11 Assists – Mario Moore (13) vs. Arkansas, 2/19/2005

12 Assists – Mario Moore (13) vs. Arkansas, 2/19/2005

13 Assists – Mario Moore (13) vs. Arkansas, 2/19/2005

14 Assists – Billy McCaffrey (14) vs. Kentucky, 1/13/1993

5+ Assists in Four Consecutive Games - Wade Baldwin IV (8) vs. Texas A&M, 2/4/16; (9) at Ole Miss, 2/6/16; (7) vs. Missouri, 2/10/16; (7) at Auburn, 2/13/16; (9) at Miss. St., 2/16/16; (7) vs. Georgia, 2/20/16

8+ Assists in Two Consecutive Games- Atiba Prater (9) at Georgia, 2/2/2000; (9) vs. Boston College, 2/6/2000

Blocks:

4 Blocked Shots –Matthew Fisher-Davis (4) at South Carolina, 1/6/2018

5 Blocked Shots – Luke Kornet (5) vs. Texas A&M, 2/16/2017

6 Blocked Shots – Luke Kornet (6) at Texas A&M, 3/5/2016

7 Blocked Shots – Clevon Brown (8) at Ole Miss, 3/3/2018

10 Blocked Shots – Luke Kornet (10) vs. Auburn, 1/12/16

Steals:

4 Steals – Jeff Roberson (4) vs. Missouri, 2/27/2018

5 Steals – Riley LaChance (5) vs. Penn, 12/22/2014

6 Steals – Dan Cage (6) vs. Furman, 11/28/2006

7 Steals - James Strong (8) vs. Morehead State, 11/24/1998

8 Steals – James Strong (8) vs. Morehead State, 11/24/1998

Minutes:

Played every minute – Jeff Roberson at Ole Miss, 3/3/2018

Played over 40 minutes – Jeff Roberson (43), at Kentucky, 1/30/2018

All 5 starters played 40 minutes –Steve Tchiengang (40), Brad Tinsley (40), Lance Goulbourne (41), Jeffery Taylor (41), and John Jenkins (41), at Louisville, 12/2/2011

Fouls:

Technical Foul – Matt Ryan, Simisola Shittu, vs. Liberty, 11/19/2018

Fouled Out –Simisola Shittu, at USC, 11/11/18

Two Players Fouled Out – Riley LaChance, Djery Baptiste, vs. Kansas St., 12/3/2017

Three Players Fouled Out – Saben Lee, Clevon Brown, Djery Baptiste vs. Tennessee, 1/9/2018

TEAM

Started the game with Opponent Technical Foul – Furman bench, 12/22/2008

Scored 95 or more points – 102 vs. Detroit, 12/2/15 (W, 102-52)

Scored 100 or more points – 102 vs. Detroit, 12/2/2015 (W, 102-52)

Scored 100 or more points (SEC game) – 102 at Ole Miss, 2/16/2012 (W, 102-76)

Scored 110 or more points – 113 vs. Alabama A&M 12/30/1998 (W, 113-71)

Scored 110 or more points (SEC game) – 111 vs. Alabama 2/21/1972 (W, 111-91)

Scored 120 or more points – 130 vs. Ole Miss 12/22/1970 (W, 130-112)

Scored 120 or more points (SEC game) – 130 vs. Ole Miss 12/22/1970 (W, 130-112)

Scored 130 or more points – 130 vs. Ole Miss 12/22/1970 (W, 130-112)

Scored Less than 50 points – 42 vs. Virginia (42), 11/23/2017

Scored Less than 40 points – 38 at Tennessee (L, 76-38), 3/1/2014

Scored 20 or less points in half – 17 (1st half), vs. Virginia, 11/23/2017 (L, 42-68)

Scored 90+ points in three consecutive games -95 vs. Bradley, 11/24/2007 (W, 95-86); 91 vs. South Alabama, 11/29/2007 (W, 91-88); vs. Georgia Tech, 12/1/2007 (W, 92-79)

Allowed 90 or more points – 91, at Auburn, 2/3/2018 (L, 93-81)

Allowed 100 or more points – 106, Kentucky, 3/5/2003 (L, 44-106)

Allowed Less than 50 points – 48, vs. Houston Baptist, 12/20/2017 (W, 81-48)

Allowed 40 or Less points – 31, at Mississippi State, 2/23/2013 (W, 72-31)

Shot 60% or better – .609 vs. Tenn. St., 11/23/14 (W, 78-46)

Shot 60% or better from three – .643 vs. Purdue, 12/13/14 (W, 81-71)

THE LAST TIME...

Shot over 67% FG – .679 vs. TSU, 12/19/2009 (W, 84-71)
Shot 50% or better – .500 vs. Liberty, 11/19/2018
Shot lower than 30% – .250 at Arkansas 2/10/18 (L, 54-72)
Allowed 60% shooting – .625 at LSU, 2/20/2018 (L, 78-88)
Scored 100 points in two consecutive games – 111 vs. North Alabama 12/20/1980 (W, 111-79) and 111 vs. Memphis 12/23/1980 (W, 111-96)
Scored 100 points in three consecutive games – Never
Scored 100 points in Consecutive SEC games – 104 vs. LSU 2/19/1972 (W, 104-83) and 111 vs. Alabama 2/21/1972 (W, 111-91)
Won game by 70 points or more – 71 vs. Union (Tenn.) (W, 95-24), 1911-12
Won game by 60 points or more – 71 vs. Union (Tenn.) (W, 95-24), 1911-12
Won game by 50 points or more – 50 vs. Detroit (W, 102-52) 12/2/2015
Lost by 25 or More Points – vs. Virginia, 11/23/17 (L, 68-42)
Game decided by one point – vs. Miss. St. (2/14/18) (W, 81-80)
Two consecutive games decided by one point – at South Carolina (L, 70-71) 1/7/1998 and Tennessee (W, 80-79) 1/10/1998
Three consecutive games decided by one point – Never
Shot 90% or Better from Free Throw Line (min. 10 att.) – 91.7% vs. Florida, 2/17/2018 (22-24)
Shot less than 50% from Free Throw Line – 46.9% vs. Morgan State (15-32) 11/23/13
Shot less than 20% from 3PT – .158 (3-19) vs. Wichita State 3/15/16 (L, 70-50)
Attempted 30 FT – 30 (20-30) vs. LSU, 1/20/2018
Attempted 35 FT – 39 (29-39) at Tennessee, 1/20/2016
Attempted 40 FT – 42 (29-42) vs. Florida, 2/3/2015
Attempted five or less FT – 3 at Texas A&M, 1/31/2017
Made 30 FT – 38, vs. Western Carolina, 12/16/14
Made 15 3FG – 17 vs. Alcorn St., 12/22/2017
Won an Overtime Game – vs. Florida 3/10/2017 (W, 72-62)
Lost an Overtime Game – at Kentucky, 1/30/2018 (L, 81-83)
Played Two Overtimes – vs. Yale 1/3/15 (W, 79-74)
Played Three Overtimes – at Ole Miss 2/17/1982 (L, 51-48)
Played Four Overtimes – at Ole Miss 2/17/1982 (L, 51-48)
Played consecutive games that went to overtime – vs. Xavier 11/28/2011 (L, 82-70) and at Louisville, 12/2/2011 (L, 62-60)
Had 20 Turnovers – 26, at Arkansas, 1/5/2016
Had 10 Blocks – 10, vs. Auburn, 1/12/2016

Scored 30 points – Shai Gilgeous-Alexander (30) at Kentucky, 1/30/2018
Scored 35 points – Grant Williams (37), vs. Tennessee, 1/9/2018
Scored 40 points – Morris Almond (44), Rice, 1/3/2007
Two Players Had 20 Points – Grant Williams (37), Admiral Schofield (22), vs. Tennessee, 1/9/2018
Five Players Scored in Double Figures – Deandre Burnett (17), Terence Davis (17), Breein Tyree (11), Justas Furmanavicius (11), Sebastian Saiz (10), vs. Ole Miss, 2/4/2017
Six Players Scored in Double Figures – Bam Doyno (22), Dwayne Curtis (12), Todd Abernethy (11), Clarence Sanders (11), Polynice (10) and Williams (10), vs. Ole Miss, 1/27/2007
Four Players with 15 or more points – Erik Daniels (20), Marquis Estill (17), Kelenna Azubuike (16) and Gerald Fitch (15) vs. Kentucky, 3/5/2003

Double-Doubles:
Double-Double – Nick Rakocevic (19 points, 18 rebounds) at USC, 11/11/2018
Triple-Double – Sam Muldrow (16 points, 14 rebounds and 10 blocks) at South Carolina, 1/8/2010
20-10 game – Dylan Windler (24 points, 11 rebounds), at Belmont, 11/13/2017
30-10 game – Ben Simmons (36 points, 14 rebounds), LSU, 1/2/2016
Double-Double in Points and Rebounds – Nick Rakocevic (19 points, 18 rebounds) at USC, 11/11/2018
Double-Double in Points and Assists – Nick Calathes (15 points, 10 assists) at Florida, 1/27/2008
Two players record double-doubles – Prince Ibeh (13 points, 11 rebounds), Kerwin Roach, Jr. (15 points, 11 rebounds), at Texas, 1/30/2016

Field Goals:
Made 10 FG in a game – Tremont Waters (10) at LSU, 2/20/2018
Made 11 FG in a game – Tyler Davis (11), vs. Texas A&M, 2/16/2017
Made 12 FG in a game – Shai Gilgeous-Alexander (12) at Kentucky, 1/30/2018
Made 13 FG in a game – Duop Reath (13) vs. LSU, 1/20/2018
Attempted 15 FG in a game – Chris Silva (15) at South Carolina, 1/6/2018
Attempted 16 FG in a game – Jordan Usher, Nick Rakocevic (16) at USC, 11/11/2018
Attempted 17 FG in a game – Derryck Thornton (17), at USC, 11/11/2018
Attempted 18 FG in a game – Jaylin Walker (18) vs. Kent State, 11/23/2018
Attempted 19 FG in a game – Shai Gilgeous-Alexander (19) at Kentucky, 1/30/2018
Attempted 20 FG in a game – Duop Reath (20) vs. LSU, 1/20/2018
Attempted 25 FG in a game – Malik Monk (25) at Kentucky, 2/28/2017

Three-Pointers:
Made 5 3-pointers in a game – Xavian Stapleton (5), vs. Miss. St. (2/14/18)

Made 6 3-pointers in a game – Jamal Murray, vs. Kentucky (6), 2/27/16
Made 7 3-pointers in a game – Chandler Parsons (7) vs. Florida, 1/25/2009
Made 8 3-pointers in a game – Brian Sullivan (8) vs. Miami (OH), 1/2/2012
Attempted 10 3-pointers in a game – Jordan McLaughlin (11), vs. USC, 11/19/2017
Free Throws:
Made 10 FT in a game – Grant Williams (12) at Tennessee, 1/23/2018
Made 16 FT in a game – Ben Simmons (16), LSU, 1/2/2016
Made 17 FT in a game – Morris Almond (17) at Rice, 1/3/2007
Attempted 10 FT in a game – Nych Smith s. Winthrop, 11/6/2018
Attempted 13 FT in a game – Ian Dubose (13) vs. Houston Baptist, 12/20/2017
Attempted 14 FT in a game – Grant Williams, (14) at Tennessee, 1/23/2018
Attempted 15 FT in a game – Grant Williams (15) vs. Tennessee, 1/9/2018

Rebounds:
10 Rebounds in a game – Duop Reath (13) vs. LSU, 1/20/2018
15 Rebounds in a game – Sebastian Saiz (16), vs. Ole Miss, 2/4/2017
18 Rebounds in a game – Nick Rakocevic (18) at USC, 11/11/2018
19 Rebounds in a game – Omar Samhan (19) at St. Mary's, 11/20/2009
20 Rebounds in a game – Roy Rogers (20) at Alabama, 1/3/1996
Assists
8 Assists – Lamar Peters (8) vs. Miss. St. (2/14/18)
9 Assists – Tremont Waters (9) at LSU, 2/20/2018
10 Assists – Alex Caruso (10) at Texas A&M, 1/31/2015
11 Assists – Dee Bost (11) vs. Mississippi State, 3/11/2011
12 Assists – Jared Harper (14) at Auburn, 2/3/2018

Blocks:
4 Blocked Shots – Kevarrius Hayes (4), at Florida, 12/30/2017
5 Blocked Shots – Karl-Anthony Towns, (7), at Kentucky, 1/20/15
6 Blocked Shots – Reggie Lynch, (6), vs. Minnesota, 12/3/16
7 Blocked Shots – Daniel Gafford, (7), at Arkansas, 2/10/18
8 Blocked Shots – Jarvis Varnado (9) vs. Mississippi State, 2/3/2010
10 Blocked Shots – Sam Muldrow (10) at South Carolina, 1/8/2011

Steals:
5 Steals – Devon Baukman (5) vs. Tennessee, 3/10/2016
6 Steals – Jajuan Johnson (6) vs. Marquette, 11/11/2016
7 Steals – Aaron Lucas (7) at South Carolina, 1/19/2002
8 Steals – Steve Wojciechowski (8) at Duke, 11/22/1996

Two players with 3 steals – Bobby Portis (4), Rashad Madden (3) at Arkansas, 1/10/15
Minutes:
Played every minute – Jordan Barnett vs. Missouri, 2/27/2018
Played over 40 minutes – Kevin Knox (40), at Kentucky, 1/30/2018

Fouls:
Technical Foul – Keegan McDowell, vs. Liberty, 11/19/2018
Fouled Out – Philip Whittington vs. Kent State, 11/23/2018
Three Players Fouled Out – Jordan Usher, Derryck Thornton, Kevin Porter, Jr. at USC, 11/11/2018

OPPONENT - TEAM

Scored 90 or more points at Memorial Gym – 92 vs. Tennessee, 1/9/2018 (L, 84-92)
Scored 100 or more points – 106 at Kentucky 3/5/2003 (L, 44-106)
Scored 110 or more points – 120 vs. Kentucky 2/7/1996 (L, 81-120)
Scored 120 or more points – 120 vs. Kentucky 2/7/1996 (L, 81-120)
Scored 130 or more points – Never
Scored Less than 50 points – 41 vs. Texas A&M, 3/9/17 (W, 66-41)
Scored Less than 40 points – 31 at Mississippi State, 2/23/2013 (W, 72-31)
Shot 50% or Better – .578 vs. Missouri, 2/27/2018 (Missouri, 74-66)
Shot 60% or Better – .625 at LSU (LSU 88, VU 78), 2/20/2018
Shot 60% or Better from 3PT – .654 (17-26), at Auburn, 2/3/2018
Shot less than 30% FG – .262 (16-61), vs. Houston Baptist, 12/20/2017 (W, 81-48)
Shot less than 15% from 3PT – .056 (1-18), vs. Houston Baptist, 12/20/2017 (W, 81-48)
Held Opponent Without a 3-Pointer – vs. Nebraska, 11/18/10 (W, 59-49)
Shot 90% or Better from Free Throw Line – 90.0, at Florida, 12/30/2017 (27-30)
Shot less than 50% from Free Throw Line – .467, vs. Minnesota, 12/3/2016 (L, 52-56)
Attempted 30 FT – 32, vs. Texas A&M, 2/24/18
Attempted 40 FT – 42 at Mississippi State, 2/12/2007
Attempted 45 or More FT – 49 at South Carolina, 1/28/2009
Attempted Zero FT – vs. TCU, 1/27/2018
Attempted five or less FT – 1 vs. Miami (OH), 1/2/2012
Made 30 FT – 32, at South Carolina, 1/28/2009
Made 0 FT – vs. TCU, 1/27/2018
Made 12 3PT – 12, vs. Missouri, 2/27/2018
Made 15 3PT – 17, at Auburn, 2/3/2018
Attempted 30 or more 3PT – 41 vs. Belmont, 11/15/16
Had 20 Turnovers – 20 vs. MTSU, 12/21/2012

OPPONENT - INDIVIDUALS

Scoring:
Scored 25 points – Tremont Waters (28) at LSU, 2/20/2018



CLEVON BROWN

15

Junior, Forward
6'8" 240 lbs.
San Antonio, Texas
Churchill HS

SEASON HIGHS

- Points:** 8, at USC (11/11/18)
- FG Made:** 4, at USC (11/11/18)
- FG Atts:** 8, at USC (11/11/18)
- 3FG Made:**
- 3FG Atts:** 2, at USC (11/11/18)
- FT Made:**
- FT Atts:** 3, at USC (11/11/18)
- Rebounds:** 6, vs. Winthrop (11/6/18)
- Assists:** 1, 2x, last vs. Liberty (11/19/18)
- Turnovers:** 2, vs. Winthrop (11/6/18)
- Blocks:** 3, vs. Liberty (11/19/18)
- Steals:** 1, 2x, last vs. Liberty (11/19/18)
- Minutes:** 19, 2x, last vs. Alcorn St. (11/16/18)

CAREER HIGHS

- Points:** 13, vs. Austin Peay (11/10/17)
- FG Made:** 6, vs. Austin Peay (11/10/17)
- FG Atts:** 11, vs. Austin Peay (11/10/17)
- 3FG Made:** 2, 2x, last at Missouri (2/11/17)
- 3FG Atts:** 3, 2x, at Missouri (2/11/17)
- FT Made:** 2, 3x, last at Miss. State (1/16/18)
- FT Atts:** 4, vs. Texas A&M (2/16/17)
- Rebounds:** 7, at Kentucky (1/30/18)
- Assists:** 1, 5x, last at Tennessee (1/23/18)
- Turnovers:** 4, at Auburn (2/3/18)
- Blocks:** 8, at Ole Miss (3/3/18)
- Steals:** 2, vs. Austin Peay (11/10/17)
- Minutes:** 31, at Kentucky (1/30/18)

BROWN NOTEBOOK

- ✪ Tallied eight points and four rebounds in win at USC; had three blocks vs. Liberty.
- ✪ Played in 32 games and made four starts in 2017-18. Averaged 3.9 points and 3.1 rebounds per game.
- ✪ Tallied a career-high eight blocks at Ole Miss. Also added six points and four rebounds. Most blocks for a Commodore since Luke Kornet had 10 vs. Auburn on 1/12/16
- ✪ Played career-high in minutes against TCU (26) and Kentucky (31). Had career-high 7 rebounds at UK.
- ✪ Scored a career-high 13 points in win over Austin Peay. Also set new career bests in field goals made and steals, and tied a career high in rebounds and blocks.
- ✪ Played in 34 games and averaged 1.6 points and 1.5 rebounds per game as a freshman in 2016-17.
- ✪ Signed with the Commodores in November of 2015.
- ✪ Made career debut vs. Marquette, scored five points against Golden Eagles; scored career-high six points vs. Norfolk State.
- ✪ Was ranked as the 9th-best player in the state of Texas by Texas Hoops, and the 126th-ranked player nationally by Rivals.com.
- ✪ Ranked as the 26th-ranked power forward in the country by Scout.com, he also received offers from Texas, Illinois, Notre Dame, and Auburn.

BROWN GAME-BY-GAME (JUNIOR)

Opponent	M	FG-A	3P-A	FT-A	Reb	PF	A	T	B	S	PTS
N6 Winthrop	19	3-5	0-1	0-0	6	3	0	2	2	0	6
N11 @USC	18	4-8	0-2	0-3	4	2	0	0	1	1	8
N16 Alcorn State	19	1-4	0-0	0-0	4	2	1	0	1	0	2
N19 Liberty	11	0-1	0-0	0-0	1	1	1	1	3	1	0
N23 Kent State	6	0-2	0-0	0-0	3	1	0	0	0	0	0
N27 Savannah State											
D1 vs. N.C. State											
D5 Middle Tennessee											
D17 Arizona State											
D22 vs. Kansas State											
D29 Tennessee State											
D31 UNC Asheville											
J5 Ole Miss											
J9 @Georgia											
J12 @Kentucky											
J16 South Carolina											
J19 Mississippi State											
J23 Tennessee											
J26 @Oklahoma											
J29 Kentucky											
F2 @Missouri											
F5 @Arkansas											
F9 Alabama											
F13 @Florida											
F16 Auburn											
F19 @Tennessee											
F23 @Alabama											
F27 Florida											
M2 @Texas A&M											
M6 Arkansas											
M9 @LSU											

Brown's Overall Statistics at Vanderbilt

Year	GP	GS	Min	Avg	FG	FGA	Pct	3FG	3FGA	Pct	FT	FTA	Pct	Off	Def	Tot	Avg	PF	FO	Ast	TO	Blk	Stl	Pts	Avg
2016-17	34	0	258	7.6	20	51	.392	8	27	.296	7	12	.583	16	34	50	1.5	35	0	3	16	14	1	55	1.6
2017-18	32	4	543	17.0	51	112	.455	11	46	.239	12	26	.462	42	56	98	3.1	67	3	7	27	43	9	125	3.9
2018-19	5	0	73	14.6	8	20	.400	0	3	.000	0	3	.000	13	5	18	3.6	9	0	2	3	7	2	16	3.2
TOTAL	71	4	874	12.3	79	183	.432	19	76	.250	19	41	.463	71	95	166	2.3	111	3	12	46	64	12	196	2.8

Brown's SEC Statistics at Vanderbilt

Year	GP	GS	Min	Avg	FG	FGA	Pct	3FG	3FGA	Pct	FT	FTA	Pct	Off	Def	Tot	Avg	PF	FO	Ast	TO	Blk	Stl	Pts	Avg
2016-17	17	0	118	6.9	10	24	.417	3	12	.250	3	7	.429	8	15	23	1.4	17	0	2	7	9	0	26	1.5
2017-18	18	3	350	19.4	28	61	.459	8	25	.320	7	15	.467	27	39	66	3.7	42	2	5	20	29	5	71	3.9
TOTAL	35	3	468	13.4	38	85	.447	11	37	.297	10	22	.455	35	54	89	2.5	59	2	7	27	38	5	97	2.8



MAXWELL EVANS

3

Sophomore, Guard
6'2" 192 lbs.
Houston, Texas
Bellaire HS

SEASON HIGHS

Points: 8, vs. Kent St. (11/23/18)
FG Made: 3, vs. Kent St. (11/23/18)
FG Atts: 7, vs. Kent St. (11/23/18)
3FG Made: 1, vs. Kent St. (11/23/18)
3FG Atts: 2, last vs. Alcorn St. (11/17/18)
FT Made: 1, vs. Kent St. (11/23/18)
FT Atts: 4, vs. Kent St. (11/23/18)
Rebounds: 1, vs. Alcorn St. (11/17/18)
Assists: 1, vs. Kent St. (11/23/18)
Turnovers:
Blocks:
Steals: 1, vs. Alcorn St. (11/17/18)
Minutes: 21, vs. Kent St. (11/23/18)

CAREER HIGHS

Points: 14, vs. Houston Baptist (12/20/17)
FG Made: 6, vs. Houston Baptist (12/20/17)
FG Atts: 10, vs. Houston Baptist (12/20/17)
3FG Made: 3, vs. Texas A&M (2/24/18)
3FG Atts: 6, vs. Alabama (1/2/18)
FT Made: 8, at Arkansas (2/10/18)
FT Atts: 9, at Arkansas (2/10/18)
Rebounds: 9, at Arkansas (2/10/18)
Assists: 3, at Ole Miss (3/3/18)
Turnovers: 4, at S. Carolina (1/6/18)
Blocks:
Steals: 1, 7x, last at Ole Miss (3/3/18)
Minutes: 29, at Auburn (2/3/18)

MISCELLANEOUS

EVANS NOTEBOOK

- ⊛ Played season-high 21 minutes against Kent State and scored eight points.
- ⊛ Played in 29 games and made 15 starts as a true freshman...Averaged 3.9 points and 1.9 rebounds per game.
- ⊛ Tied a career high with 14 points at Ole Miss - all of which came in first half.
- ⊛ Scored eight points on 8-9 shooting from the FT line against Razorbacks; also had career-high nine rebounds.
- ⊛ Tallied 13 points at Auburn in a career-best 29 minutes.
- ⊛ Scored career-high 14 points, all in the second half, against Houston Baptist.
- ⊛ 6'2 guard from Bellaire High School in Houston, Texas, was the number 16-ranked prospect in the state of Texas and 247sports.com ranked him as the 11th-ranked combo guard nationally at the end of his junior season.
- ⊛ Chose the Commodores over Purdue, Northwestern, and Kansas State.
- ⊛ Four-year starter and captain who averaged 32.7 points, 7.1 rebounds, 6.5 assists, 3.2 steals, and 2.0 blocks as a senior at Bellaire, where he played for coach Bruce Glover.
- ⊛ Son of Carlis and Sharon...Is a triplet with sisters Megan and Maya, who each play volleyball at Alabama A&M... Also has an older brother Denzel, who is a running back at the University of Kansas...Advice to young people: "Always work hard on what you want to achieve."

EVANS GAME-BY-GAME (SOPHOMORE)

Opponent	M	FG-A	3P-A	FT-A	Reb	PF	A	T	B	S	PTS
N6 Winthrop	3	0-0	0-0	0-0	0	0	0	0	0	0	0
N11 @USC	2	0-1	0-1	0-1	0	0	0	0	0	0	0
N16 Alcorn State	7	2-3	0-1	0-0	1	1	0	0	0	1	4
N19 Liberty	DNP										
N23 Kent State	21	3-7	1-1	1-4	4	0	1	0	0	0	8
N27 Savannah State											
D1 vs. N.C. State											
D5 Middle Tennessee											
D17 Arizona State											
D22 vs. Kansas State											
D29 Tennessee State											
D31 UNC Asheville											
J5 Ole Miss											
J9 @Georgia											
J12 @Kentucky											
J16 South Carolina											
J19 Mississippi State											
J23 Tennessee											
J26 @Oklahoma											
J29 Kentucky											
F2 @Missouri											
F5 @Arkansas											
F9 Alabama											
F13 @Florida											
F16 Auburn											
F19 @Tennessee											
F23 @Alabama											
F27 Florida											
M2 @Texas A&M											
M6 Arkansas											
M9 @LSU											

Evans' Overall Statistics at Vanderbilt																									
Year	GP	GS	Min	Avg	FG	FGA	Pct	3FG	3FGA	Pct	FT	FTA	Pct	Off	Def	Tot	Avg	PF	FO	Ast	TO	Blk	Stl	Pts	Avg
2017-18	29	15	378	13.0	34	95	.358	18	54	.333	28	33	.848	15	41	56	1.9	33	0	14	25	0	9	114	3.9
2018-19	4	0	34	8.5	5	11	.455	1	3	.333	1	5	.200	3	2	5	1.3	2	0	1	0	0	1	12	3.0
TOTAL	33	15	412	12.5	39	106	.368	19	57	.333	29	38	.763	18	43	61	1.8	35	0	15	25	0	10	126	3.8

Evans' SEC Statistics at Vanderbilt																									
Year	GP	GS	Min	Avg	FG	FGA	Pct	3FG	3FGA	Pct	FT	FTA	Pct	Off	Def	Tot	Avg	PF	FO	Ast	TO	Blk	Stl	Pts	Avg
2017-18	17	12	257	15.1	18	52	.346	12	32	.375	26	30	.867	13	28	41	2.4	24	0	7	19	0	6	74	4.4
TOTAL	17	12	257	15.1	18	52	.346	12	32	.375	26	30	.867	13	28	41	2.4	24	0	7	19	0	6	74	4.4



DARIUS GARLAND

10 Freshman, Guard
6'2" 175 lbs.
Nashville, Tenn.
Brentwood Academy

SEASON HIGHS

- Points:** 33, vs. Liberty (11/19/18)
- FG Made:** 12, vs. Liberty (11/19/18)
- FG Atts:** 18, vs. Liberty (11/19/18)
- 3FG Made:** 5, vs. Liberty (11/19/18)
- 3FG Atts:** 8, vs. Liberty (11/19/18)
- FT Made:** 4, 2x, last vs. Liberty (11/19/18)
- FT Atts:** 5, 2x, last vs. Liberty (11/19/18)
- Rebounds:** 7, vs. Alcorn St. (11/16/18)
- Assists:** 4, 3x, last vs. Liberty (11/19/18)
- Turnovers:** 6, at USC (11/11/18)
- Blocks:** 2, vs. Winthrop (11/6/18)
- Steals:** 2, vs. Winthrop (11/6/18)
- Minutes:** 37, vs. Liberty (11/19/18)

CAREER HIGHS

- Points:** 33, vs. Liberty (11/19/18)
- FG Made:** 12, vs. Liberty (11/19/18)
- FG Atts:** 18, vs. Liberty (11/19/18)
- 3FG Made:** 5, vs. Liberty (11/19/18)
- 3FG Atts:** 8, vs. Liberty (11/19/18)
- FT Made:** 4, 2x, last vs. Liberty (11/19/18)
- FT Atts:** 5, 2x, last vs. Liberty (11/19/18)
- Rebounds:** 7, vs. Alcorn St. (11/16/18)
- Assists:** 4, 3x, last vs. Liberty (11/19/18)
- Turnovers:** 6, at USC (11/11/18)
- Blocks:** 2, vs. Winthrop (11/6/18)
- Steals:** 2, vs. Winthrop (11/6/18)
- Minutes:** 37, vs. Liberty (11/19/18)

GARLAND NOTEBOOK

- ✦ Injured meniscus in left knee vs. Kent State; out indefinitely
- ✦ Scored 33 points vs. Liberty, the second-most ever by a Commodore freshman and the second-most by a Vanderbilt player since 1996-97.
- ✦ Named the SEC Freshman of the Week after averaging 21.5 points, 4.0 rebounds, 2.5 assists, 1.0 block, and 1.5 steals in two Commodore victories
- ✦ Tallied 24 points, four assists, three rebounds, two steals, and two blocks in his collegiate debut vs. Winthrop.
- ✦ Garland, from Nashville, Tenn. and the Brentwood Academy, signed his National Letter of Intent with the Commodores in November in 2017. A consensus five-star recruit by most recruiting services, Garland enters the Vanderbilt program as one of the nation's best incoming point guards.
- ✦ Attended Brentwood Academy and won a TSSAA-record-tying four state championships with the Eagles and became only the second player in state history to claim three consecutive Mr. Basketball awards (Brentwood Academy's Brandan Wright - 2004 to 2006).
- ✦ Averaged 28.6 points per game as a senior and shot 59.7 percent from the field.
- ✦ Named a 2018 McDonald's All-American and a Naismith National Player of the Year semifinalist, becoming only the second Commodore to be named a McDonald's All-American (class of 2018 signee Simi Shittu) and the first named as a Naismith semifinalist. Also a Jordan Brand nominee.
- ✦ Named the Gatorade Tennessee Player of the Year in 2018.
- ✦ Darius Kinnard Garland...January 26, 2000...Son of Winston and Felicia Garland...Has one brother, Desmond Nun nery...Plans to major in Communications and Broadcasting...Advice to young people: "Never be satisfied."

GARLAND GAME-BY-GAME (FRESHMAN)

Opponent	M	FG-A	3P-A	FT-A	Reb	PF	A	T	B	S	PTS
N6 Winthrop*	36	9-15	3-7	3-5	3	1	4	2	2	2	24
N11 @USC*	36	6-14	3-5	4-4	5	4	1	6	0	1	19
N16 Alcorn State*	28	1-6	0-3	1-2	7	0	4	3	0	0	3
N19 Liberty*	37	12-18	5-8	4-5	4	2	4	4	0	1	33
N23 Kent State*	2	1-1	0-0	0-0	0	0	0	0	0	0	2
N27 Savannah State											
D1 vs. N.C. State											
D5 Middle Tennessee											
D17 Arizona State											
D22 vs. Kansas State											
D29 Tennessee State											
D31 UNC Asheville											
J5 Ole Miss											
J9 @Georgia											
J12 @Kentucky											
J16 South Carolina											
J19 Mississippi State											
J23 Tennessee											
J26 @Oklahoma											
J29 Kentucky											
F2 @Missouri											
F5 @Arkansas											
F9 Alabama											
F13 @Florida											
F16 Auburn											
F19 @Tennessee											
F23 @Alabama											
F27 Florida											
M2 @Texas A&M											
M6 Arkansas											
M9 @LSU											

Garland's Overall Statistics at Vanderbilt

Year	GP	GS	Min	Avg	FG	FGA	Pct	3FG	3FGA	Pct	FT	FTA	Pct	Off	Def	Tot	Avg	PF	FO	Ast	TO	Blk	Stl	Pts	Avg
2018-19	5	5	139	27.8	29	54	.537	11	23	.478	12	16	.750	2	17	19	3.8	7	0	13	15	2	4	81	16.2
TOTAL	5	5	139	27.8	29	54	.537	11	23	.478	12	16	.750	2	17	19	3.8	7	0	13	15	2	4	81	16.2



SABEN LEE

O

Sophomore, Guard
6'2" 183 lbs.
Phoenix, Ariz.
Corona Del Sol HS

SEASON HIGHS

- Points:** 17, vs. Liberty (11/19/18)
- FG Made:** 6, vs. Winthrop (11/6/18)
- FG Atts:** 13, at USC (11/11/18)
- 3FG Made:** 1, 2x, last vs. Kent St. (11/23/18)
- 3FG Atts:** 4, 2x, last vs. Kent St. (11/23/18)
- FT Made:** 9, vs. Liberty (11/19/18)
- FT Atts:** 14, vs. Liberty (11/19/18)
- Rebounds:** 6, vs. Winthrop (11/6/18)
- Assists:** 6, vs. Alcorn St. (11/16/18)
- Turnovers:** 6, vs. Kent St. (11/23/18)
- Blocks:** 1, at USC (11/11/18)
- Steals:** 2, vs. Liberty (11/19/18)
- Minutes:** 31, at USC (11/11/18)

CAREER HIGHS

- Points:** 24, vs. Arizona State (12/17/17)
- FG Made:** 9, vs. Arizona State (12/17/17)
- FG Atts:** 14, 3x, last at Ole Miss (3/3/18)
- 3FG Made:** 3, 3x, last at LSU (2/20/18)
- 3FG Atts:** 6, vs. Austin Peay (11/10/17)
- FT Made:** 12, vs. Kansas St. (12/3/17)
- FT Atts:** 17, vs. Kansas St. (12/3/17)
- Rebounds:** 9, vs. Texas A&M (2/24/18)
- Assists:** 9, vs. Texas A&M (2/24/18)
- Turnovers:** 6, vs. Kent St. (11/23/18)
- Blocks:** 1, 3x, last at USC (11/11/18)
- Steals:** 4, vs. Arizona State (12/17/17)
- Minutes:** 38, vs. Arizona State (12/17/17)

LEE NOTEBOOK

- ☛ Scored in double figures in all but one game this season.
- ☛ Tallied season-high 17 points vs. Liberty. Also attempted 14 free throws, the most by a Commodore since Wade Baldwin IV attempted 14 vs. Florida on 1/26/2016
- ☛ Scored 12 points, grabbed six rebounds, and dished out five assists in 2018-19 opener vs. Winthrop; scored 10 points and had six assists in win against Alcorn State
- ☛ Played in all 32 games as a freshman and started in 29 games. Tallied double figures in 17 games.
- ☛ First Commodore with nine assists vs. Texas A&M since Wade Baldwin IV at Miss. State, 2/16/2016. His 96 as sists was a freshman is 6th on Vanderbilt's all-time single-season freshman assist list.
- ☛ Averaged 11.7 points per game in SEC play; 10th in steals (1.2) in SEC games only.
- ☛ Scored career-high 24 points at Arizona State.
- ☛ Tied then-career high with 19 points vs. Kansas State - finished 12-17 from free-throw line. Last Commodore to make 12 free throws in a game was Luke Kornet vs. Belmont on 11/15/2016.
- ☛ 6'2 guard from Tempe, Ariz., who attended Corona Del Sol High School. Lee chose the Commodores over Louisville, Stanford, Florida State, and Nebraska.
- ☛ Averaged 22 points, five rebonds, four assists, three blocks, and three steals in his senior season at Corona Del Sol...First-team All-State selection as a junior and senior...Was a four-star prospect and the number 92-ranked player by Scout.com and the number 17 point guard by 247sports.com.
- ☛ Saben Anthonia Lee...June 23, 1999 ... Son of Anthonia "Amp" Lee and Natalie Williams...Has one brother Aubry...Plans to major in Mechanical Engineering...Advice to young people: "Have fun because at the next level it's all business."

LEES GAME-BY-GAME (FRESHMAN)

Opponent	M	FG-A	3P-A	FT-A	Reb	PF	A	T	B	S	PTS
N6 Winthrop*	30	6-8	0-1	0-0	6	4	5	2	0	0	12
N11 @USC*	31	3-13	0-4	3-3	2	3	3	2	1	1	9
N16 Alcorn State*	26	3-7	1-2	3-4	2	0	6	3	0	0	10
N19 Liberty*	30	4-9	0-0	9-14	3	1	2	5	0	2	17
N23 Kent State	29	4-10	1-4	4-8	5	3	5	6	0	1	13
N27 Savannah State											
D1 vs. N.C. State											
D5 Middle Tennessee											
D17 Arizona State											
D22 vs. Kansas State											
D29 Tennessee State											
D31 UNC Asheville											
J5 Ole Miss											
J9 @Georgia											
J12 @Kentucky											
J16 South Carolina											
J19 Mississippi State											
J23 Tennessee											
J26 @Oklahoma											
J29 Kentucky											
F2 @Missouri											
F5 @Arkansas											
F9 Alabama											
F13 @Florida											
F16 Auburn											
F19 @Tennessee											
F23 @Alabama											
F27 Florida											
M2 @Texas A&M											
M6 Arkansas											
M9 @LSU											

Lee's Overall Statistics at Vanderbilt

Year	GP	GS	Min	Avg	FG	FGA	Pct	3FG	3FGA	Pct	FT	FTA	Pct	Off	Def	Tot	Avg	PF	FO	Ast	TO	Blk	Stl	Pts	Avg
2017-18	32	29	857	26.8	115	249	.462	23	75	.307	85	117	.726	22	73	95	3.0	78	2	99	71	5	39	338	10.6
2018-19	5	5	145	29.0	20	47	.426	2	11	.182	19	29	.655	3	15	18	3.6	11	0	21	18	0	4	61	12.2
TOTAL	37	34	1002	27.1	135	296	.456	25	86	.291	104	146	.712	25	88	113	3.1	89	2	120	89	5	43	399	10.8

Lee's SEC Statistics at Vanderbilt

Year	GP	GS	Min	Avg	FG	FGA	Pct	3FG	3FGA	Pct	FT	FTA	Pct	Off	Def	Tot	Avg	PF	FO	Ast	TO	Blk	Stl	Pts	Avg
2017-18	18	18	520	28.9	75	148	.507	18	46	.391	42	56	.750	11	47	58	3.2	53	2	49	43	1	22	210	11.7
TOTAL	18	18	520	28.9	75	148	.507	18	46	.391	42	56	.750	11	47	58	3.2	53	2	49	43	1	22	210	11.7



MATTHEW MOYER

13

R-Sophomore, Forward
6'8" 217 lbs.
Gahanna, Ohio
Syracuse/Kent Prep

SEASON HIGHS

- Points:** 5, 2x, last vs. Liberty (11/19/18)
- FG Made:** 2, 2x, last vs. Liberty (11/19/18)
- FG Atts:** 5, 2x, last vs. Liberty (11/19/18)
- 3FG Made:** 1, 2x, last vs. Liberty (11/19/18)
- 3FG Atts:** 2, 2x, last vs. Liberty (11/19/18)
- FT Made:** 2, vs. Kent St. (11/23/18)
- FT Atts:** 2, vs. Kent St. (11/23/18)
- Rebounds:** 8, vs. Alcorn St. (11/16/18)
- Assists:** 2, vs. Alcorn St. (11/16/18)
- Turnovers:** 3, vs. Alcorn St. (11/16/18)
- Blocks:** 1, vs. Liberty (11/19/18)
- Steals:** 1, vs. Alcorn St. (11/16/18)
- Minutes:** 19, vs. Liberty (11/19/18)

CAREER HIGHS

- Points:** 18, vs. UConn (12/5/17)
- FG Made:** 7, vs. UConn (12/5/17)
- FG Atts:** 12, vs. Buffalo (12/19/17)
- 3FG Made:** 1, 3x, last vs. Liberty (11/19/18)
- 3FG Atts:** 2, 3x, last vs. Liberty (11/19/18)
- FT Made:** 4, vs. N.C. State (2/14/18)
- FT Atts:** 6, vs. N.C. State (2/14/18)
- Rebounds:** 10, at Florida State (1/13/18)
- Assists:** 2, 3x, last vs. Alcorn St. (11/16/18)
- Turnovers:** 3, vs. Alcorn St. (11/16/18)
- Blocks:** 2, 2x, last vs. Mich. St. (3/18/18)
- Steals:** 3, at Florida State (1/13/18)
- Minutes:** 36, vs. UConn (12/5/17)

MOYER NOTEBOOK

- ✪ Moyer, a transfer from Syracuse who arrived at Vanderbilt in the summer of 2018, was ruled immediately eligible by the NCAA on November 15. He will have three years of eligibility remaining with the Commodores.
- ✪ Has a total of 13 rebounds in two games as a Commodore.
- ✪ Redshirted first season at Syracuse, then averaged 3.1 points and 3.2 rebounds in 37 games with the Orange.
- ✪ Totaled a career-high 18 points and added eight rebounds versus Connecticut.
- ✪ Posted a career-high 10 rebounds and three steals at Florida State.
- ✪ Matthew Anthony Moyer...June 30, 1997...Son of Fred and Annette Moyer...Has one brother, Desmond Nunnery...Plans to major in Communications...Advice to young people: "Take advantage of your opportunities."

MOYER GAME-BY-GAME (SOPHOMORE)

Opponent	M	FG-A	3P-A	FT-A	Reb	PF	A	T	B	S	PTS
N6 Winthrop	DNP										
N11 @USC	DNP										
N16 Alcorn State	15	2-5	1-2	0-0	8	2	2	3	0	1	5
N19 Liberty	19	2-5	1-2	0-0	5	3	1	0	1	0	5
N23 Kent State	14	0-1	0-1	2-2	3	3	1	0	1	0	2
N27 Savannah State											
D1 vs. N.C. State											
D5 Middle Tennessee											
D17 Arizona State											
D22 vs. Kansas State											
D29 Tennessee State											
D31 UNC Asheville											
J5 Ole Miss											
J9 @Georgia											
J12 @Kentucky											
J16 South Carolina											
J19 Mississippi State											
J23 Tennessee											
J26 @Oklahoma											
J29 Kentucky											
F2 @Missouri											
F5 @Arkansas											
F9 Alabama											
F13 @Florida											
F16 Auburn											
F19 @Tennessee											
F23 @Alabama											
F27 Florida											
M2 @Texas A&M											
M6 Arkansas											
M9 @LSU											

Moyer's Overall Statistics

Year	GP	GS	Min	Avg	FG	FGA	Pct	3FG	3FGA	Pct	FT	FTA	Pct	Off	Def	Tot	Avg	PF	FO	Ast	TO	Blk	Stl	Pts	Avg
2017-18*	37	20	587	15.9	45	85	.529	1	9	.111	22	41	.537	38	82	120	3.2	52	1	16	25	11	13	113	3.1
2018-19	3	0	48	16.0	4	11	.364	2	5	.400	2	2	1.000	9	7	16	5.3	8	0	4	3	2	1	12	4.0
TOTAL	3	0	48	16.0	4	11	.364	2	5	.400	2	2	1.000	9	7	16	5.3	8	0	4	3	2	1	12	4.0



AARON NESMITH

24

Freshman, Guard/Forward
6'6" 213 lbs.
Charleston, S.C.
Porter Gaud

SEASON HIGHS

- Points:** 10, at USC (11/11/18)
- FG Made:** 3, at USC (11/11/18)
- FG Atts:** 8, vs. Alcorn St. (11/16/18)
- 3FG Made:** 2, at USC (11/11/18)
- 3FG Atts:** 5, 2x, last vs. Alcorn St. (11/16/18)
- FT Made:** 2, 4x, last vs. Kent St. (11/23/18)
- FT Atts:** 3, vs. Kent St. (11/23/18)
- Rebounds:** 7, vs. Alcorn St. (11/16/18)
- Assists:** 4, at USC (11/11/18)
- Turnovers:** 2, vs. Winthrop (11/6/18)
- Blocks:** 1, vs. Alcorn St. (11/16/18)
- Steals:** 1, 2x, last vs. Kent St. (11/23/18)
- Minutes:** 24, vs. Alcorn St. (11/16/18)

CAREER HIGHS

- Points:** 10, at USC (11/11/18)
- FG Made:** 3, at USC (11/11/18)
- FG Atts:** 8, vs. Alcorn St. (11/16/18)
- 3FG Made:** 2, at USC (11/11/18)
- 3FG Atts:** 5, 2x, last vs. Alcorn St. (11/16/18)
- FT Made:** 2, 3x, last vs. Liberty (11/19/18)
- FT Atts:** 2, 3x, last vs. Liberty (11/19/18)
- Rebounds:** 7, vs. Alcorn St. (11/16/18)
- Assists:** 4, at USC (11/11/18)
- Turnovers:** 2, vs. Winthrop (11/6/18)
- Blocks:** 1, vs. Alcorn St. (11/16/18)
- Steals:** 1, vs. Alcorn St. (11/16/18)
- Minutes:** 24, vs. Alcorn St. (11/16/18)

NESMITH NOTEBOOK

- ✪ Grabbed career-high seven rebounds vs. Alcorn State.
- ✪ Scored 10 points, four rebounds, and four assists in win at USC.
- ✪ Nesmith posted a stellar career at Porter Gaud High School in Charleston, S.C., where he was named the state's Gatorade Player of the Year as a senior while leading his Porter Gaud teams to three straight South Carolina state titles and scoring 2,000 career points.
- ✪ One of the class of 2018's top shooters.
- ✪ Averaged 21 points, 4.5 rebounds and 1.8 assists per game as a senior...Scored 2,067 career points and was named Most Outstanding Player at both the Chick-fil-A Classic, where he made nine three pointers, and the Rotary Roundball holiday tournament.
- ✪ Three-time South Carolina Independent School Association 3A Player of the Year...Three-time honoree as All-Lowcountry player of the year by the Charleston Post and Courier.
- ✪ Aaron Joshua Nesmith...October 16, 1999...Son of Benard and Erine Nesmith...Has one brother, Eddie...Undecided in major...Advice to young people: "Always work hard and give that little extra effort when your peers are not."

NESMITH GAME-BY-GAME (FRESHMAN)

Opponent	M	FG-A	3P-A	FT-A	Reb	PF	A	T	B	S	PTS
N6 Winthrop	17	1-4	1-4	1-1	2	2	1	2	0	0	4
N11 @USC	21	3-6	2-5	2-2	4	2	4	0	0	0	10
N16 Alcorn State	24	2-8	1-5	2-2	7	3	1	0	1	1	7
N19 Liberty	12	0-0	0-0	2-2	4	1	0	1	0	0	2
N23 Kent State	23	1-5	1-3	2-3	6	4	2	1	0	1	5
N27 Savannah State											
D1 vs. N.C. State											
D5 Middle Tennessee											
D17 Arizona State											
D22 vs. Kansas State											
D29 Tennessee State											
D31 UNC Asheville											
J5 Ole Miss											
J9 @Georgia											
J12 @Kentucky											
J16 South Carolina											
J19 Mississippi State											
J23 Tennessee											
J26 @Oklahoma											
J29 Kentucky											
F2 @Missouri											
F5 @Arkansas											
F9 Alabama											
F13 @Florida											
F16 Auburn											
F19 @Tennessee											
F23 @Alabama											
F27 Florida											
M2 @Texas A&M											
M6 Arkansas											
M9 @LSU											

Year	GP	GS	Min	Avg	FG	FGA	Pct	3FG	3FGA	Pct	FT	FTA	Pct	Off	Def	Tot	Avg	PF	FO	Ast	TO	Blk	Stl	Pts	Avg
2018-19	5	0	97	19.4	7	23	.304	5	17	.294	9	10	.900	2	21	23	4.6	12	0	8	4	1	2	28	5.6
TOTAL	5	0	97	19.4	7	23	.304	5	17	.294	9	10	.900	2	21	23	4.6	12	0	8	4	1	2	28	5.6



MATT RYAN

32

Junior, Forward
6'8" 209 lbs.
Cortlandt Manor, N.Y.
Notre Dame/Iona Prep

SEASON HIGHS

- Points:** 16, vs. Winthrop (11/6/18)
- FG Made:** 5, vs. Winthrop (11/6/18)
- FG Atts:** 12, vs. Winthrop (11/6/18)
- 3FG Made:** 4, 2x, last vs. Alcorn St. (11/16/18)
- 3FG Atts:** 11, vs. Winthrop (11/6/18)
- FT Made:** 2, vs. Winthrop (11/6/18)
- FT Atts:** 3, vs. Winthrop (11/6/18)
- Rebounds:** 7, vs. Liberty (11/19/18)
- Assists:** 4, vs. Alcorn St. (11/16/18)
- Turnovers:** 1, 2x last vs. Liberty (11/19/18)
- Blocks:** 1, vs. Winthrop (11/6/18)
- Minutes:** 31, vs. Kent St. (11/23/18)

CAREER HIGHS

- Points:** 23, vs. Chicago State (11/26/16)
- FG Made:** 8, vs. Chicago State (11/26/16)
- FG Atts:** 15, vs. Chicago State (11/26/16)
- 3FG Made:** 7, vs. Chicago State (11/26/16)
- 3FG Atts:** 14, vs. Chicago State (11/26/16)
- FT Made:** 4, vs. Georgia Tech (1/13/15)
- FT Atts:** 4, 2x, last vs. Georgia Tech (1/13/15)
- Rebounds:** 7, vs. Liberty (11/19/18)
- Assists:** 4, vs. Alcorn St. (11/16/18)
- Turnovers:** 2, vs. St. Peters (12/28/16)
- Blocks:** 3, vs. Indiana (12/19/15)
- Steals:** 2, at Duke (1/16/16)
- Minutes:** 31, vs. Kent St. (11/23/18)

RYAN NOTEBOOK

- ✪ Made four threes in a game for the second time this season against Alcorn State; also added career-high four assists; had career-high seven rebounds vs. Liberty.
- ✪ Sat out the 2017-18 season after transferring from Notre Dame, where he played in 72 games and participated in two NCAA tournaments, including an Elite Eight as a freshman in 2015-16.
- ✪ Has shot 39.8% from three in his two-year college career.
- ✪ Played in all 36 games as a sophomore at Notre Dame and averaged 3.6 points per game.
- ✪ Came off the bench in the ACC semifinal victory over Florida State to score 11 points on 3-of-4 shooting from three point range.
- ✪ Scored 17 points on 5-of-7 shooting from three-point range, while collecting a season-high five rebounds, in a victory over North Carolina A&T.
- ✪ Hit first five 3FG attempts and eventually finished 7-14 from three-point range with a career-high 23 points vs. Chicago State
- ✪ Born in White Plains, New York...Son of Richard and Laurie Ryan, along with older sister, Mikela and younger brother, Michael...Was a member of National Honor Society, National Latin Honor Society and National Italian Honor Society in high school...Majoring in Economics.

RYAN GAME-BY-GAME (JUNIOR)

Opponent	M	FG-A	3P-A	FT-A	Reb	PF	A	T	B	S	PTS
N6 Winthrop*	30	5-12	4-11	2-3	2	2	1	0	1	0	16
N11 @USC*	26	1-6	1-4	1-2	5	2	2	1	0	0	4
N16 Alcorn State*	21	4-8	4-7	0-0	2	2	4	1	0	0	12
N19 Liberty*	28	4-9	2-5	0-0	7	3	0	1	0	0	10
N23 Kent State*	31	3-5	2-4	0-0	5	0	2	0	0	0	8
N27 Savannah State											
D1 vs. N.C. State											
D5 Middle Tennessee											
D17 Arizona State											
D22 vs. Kansas State											
D29 Tennessee State											
D31 UNC Asheville											
J5 Ole Miss											
J9 @Georgia											
J12 @Kentucky											
J16 South Carolina											
J19 Mississippi State											
J23 Tennessee											
J26 @Oklahoma											
J29 Kentucky											
F2 @Missouri											
F5 @Arkansas											
F9 Alabama											
F13 @Florida											
F16 Auburn											
F19 @Tennessee											
F23 @Alabama											
F27 Florida											
M2 @Texas A&M											
M6 Arkansas											
M9 @LSU											

Year	GP	GS	Min	Avg	FG	FGA	Pct	3FG	3FGA	Pct	FT	FTA	Pct	Off	Def	Tot	Avg	PF	FO	Ast	TO	Blk	Stl	Pts	Avg
2015-16*	36	4	521	14.5	60	144	.417	46	123	.374	19	24	.792	4	56	60	1.7	55	0	18	6	3	9	185	5.1
2016-17*	36	0	286	7.9	43	99	.434	36	83	.434	9	10	.900	6	26	32	0.9	29	0	14	13	1	6	131	3.6
2018-19	5	5	137	27.4	17	40	.425	13	31	.419	3	5	.600	2	19	21	4.2	9	0	9	3	1	0	50	10.0
TOTAL	77	9	944	12.3	120	283	.424	95	237	.401	31	39	.795	12	101	113	1.5	93	0	41	22	5	15	366	4.8



SIMISOLA SHITTU

11

Freshman, Forward
6'10" 240 lbs.
Burlington, Ontario
Vermont Academy

SEASON HIGHS

- Points:** 20, 2x, last vs. Kent St. (11/23/18)
- FG Made:** 9, vs. Alcorn St. (11/16/18)
- FG Atts:** 15, vs. Kent St. (11/23/18)
- 3FG Made:** 0, vs. Winthrop (11/6/18)
- 3FG Atts:** 1, 2x, last vs. Kent St. (11/23/18)
- FT Made:** 6, vs. Winthrop (11/6/18)
- FT Atts:** 9, vs. Winthrop (11/6/18)
- Rebounds:** 15, at USC (11/11/18)
- Assists:** 3, 2x, last vs. Kent St. (11/23/18)
- Turnovers:** 5, vs. Kent St. (11/23/18)
- Blocks:** 3, vs. Alcorn St. (11/16/18)
- Steals:** 3, at USC (11/11/18)
- Minutes:** 32, 2x, last vs. Kent St. (11/23/18)

CAREER HIGHS

- Points:** 20, 2x, last vs. Kent St. (11/23/18)
- FG Made:** 9, vs. Alcorn St. (11/16/18)
- FG Atts:** 15, vs. Kent St. (11/23/18)
- 3FG Made:** 0, vs. Winthrop (11/6/18)
- 3FG Atts:** 1, 2x, last vs. Kent St. (11/23/18)
- FT Made:** 6, vs. Winthrop (11/6/18)
- FT Atts:** 9, vs. Winthrop (11/6/18)
- Rebounds:** 15, at USC (11/11/18)
- Assists:** 3, 2x, last vs. Kent St. (11/23/18)
- Turnovers:** 5, vs. Kent St. (11/23/18)
- Blocks:** 3, vs. Alcorn St. (11/16/18)
- Steals:** 3, at USC (11/11/18)
- Minutes:** 32, 2x, last vs. Kent St. (11/23/18)

SHITTU NOTEBOOK

- ☛ Scored a career-high 20 points in win over Alcorn St.; also scored 20 points vs. Kent State.
- ☛ Leads SEC in rebounding.
- ☛ Tallied double-doubles in first two games as a collegiate, including a 14-point, 15-rebound effort at USC.
- ☛ Shittu, from Burlington, Ont. and the Vermont Academy, signed his National Letter of Intent with the Commodores in November in 2017. A consensus five-star forward/center Shittu is considered one of the best frontcourt prospects to enter college basketball this season.
- ☛ Averaged 20 points, 10 rebounds and 3 assists per game on the spring and summer AAU circuit for CIA Bounce.
- ☛ Was named a McDonald's All-American in 2018, Vanderbilt's second honoree in the class of 2018 (point guard Darius Garland).
- ☛ Also a Jordan Brand honoree.
- ☛ Averaged 19.9 points and 12.7 rebounds per game for Vermont Academy in 2016-17.
- ☛ Ranked seventh-best prospect in the class of 2018 and the number-one ranked power forward by Rivals.com.
- ☛ Oluwasimisola Shittu...November 7, 1999...Son of Adesoji and Omena Shittu...Has one brother, Tayo...Undecided in major...Advice to young people: "If you put in the work, everything will take care of itself."

SHITTU GAME-BY-GAME (FRESHMAN)

Opponent	M	FG-A	3P-A	FT-A	Reb	PF	A	T	B	S	PTS
N6 Winthrop*	32	6-12	0-1	6-9	10	3	1	1	2	2	18
N11 @USC*	26	5-12	0-0	4-7	15	5	3	3	1	3	14
N16 Alcorn State*	25	9-11	0-0	2-3	6	0	0	0	3	0	20
N19 Liberty*	28	3-5	0-0	2-5	8	4	0	2	0	0	8
N23 Kent State*	32	8-15	0-1	4-5	8	3	3	5	0	0	20
N27 Savannah State											
D1 vs. N.C. State											
D5 Middle Tennessee											
D17 Arizona State											
D22 vs. Kansas State											
D29 Tennessee State											
D31 UNC Asheville											
J5 Ole Miss											
J9 @Georgia											
J12 @Kentucky											
J16 South Carolina											
J19 Mississippi State											
J23 Tennessee											
J26 @Oklahoma											
J29 Kentucky											
F2 @Missouri											
F5 @Arkansas											
F9 Alabama											
F13 @Florida											
F16 Auburn											
F19 @Tennessee											
F23 @Alabama											
F27 Florida											
M2 @Texas A&M											
M6 Arkansas											
M9 @LSU											

Shittu's Overall Statistics at Vanderbilt

Year	GP	GS	Min	Avg	FG	FGA	Pct	3FG	3FGA	Pct	FT	FTA	Pct	Off	Def	Tot	Avg	PF	FO	Ast	TO	Blk	Stl	Pts	Avg
2018-19	5	5	143	28.6	31	55	.564	0	2	.000	18	29	.621	12	35	47	9.4	15	1	7	11	5	5	80	16.0
TOTAL	5	5	143	28.6	31	55	.564	0	2	.000	18	29	.621	12	35	47	9.4	15	1	7	11	5	5	80	16.0



JOE TOYE

2

Senior, Guard
6'7" 210 lbs.
Chicago, Ill.
Whitney Young HS

SEASON HIGHS

- Points:** 16, at USC (11/11/18)
- FG Made:** 6 vs. Kent St. (11/23/18)
- FG Atts:** 11, vs. Kent St. (11/23/18)
- 3FG Made:** 3, at USC (11/11/18)
- 3FG Atts:** 6, vs. Alcorn St. (11/16/18)
- FT Made:** 5, 2x, last vs. Alcorn St. (11/16/18)
- FT Atts:** 6, 2x, last vs. Alcorn St. (11/16/18)
- Rebounds:** 9, at USC (11/11/18)
- Assists:** 3, vs. Winthrop (11/6/18)
- Turnovers:** 2, vs. Kent St. (11/23/18)
- Blocks:** 3, at USC (11/11/18)
- Steals:** 1, 2x, last vs. Liberty (11/19/18)
- Minutes:** 31, 3x, last vs. Kent St. (11/23/18)

CAREER HIGHS

- Points:** 18, vs. Texas A&M (3/9/17)
- FG Made:** 7, at Kentucky (1/30/18)
- FG Atts:** 18, vs. Arizona State (12/17/17)
- 3FG Made:** 5, vs. Texas A&M (3/9/17)
- 3FG Atts:** 8, vs. Texas A&M (3/9/17)
- FT Made:** 6, 6, 2x, last at Kentucky (2/28/17)
- FT Atts:** 7, vs. Texas A&M (2/16/17)
- Rebounds:** 9, at USC (11/11/18)
- Assists:** 4, 3x, last vs. Miss. State (2/14/18)
- Turnovers:** 4, vs. Florida (3/10/17)
- Blocks:** 3, at USC (11/11/18)
- Steals:** 2, 3x, last vs. Radford (11/28/17)
- Minutes:** 38, vs. Florida (3/10/17)

TOYE NOTEBOOK

- ✪ Scored in double figures in three consecutive games to start his senior season and four of first five, the first time in his career that he has scored in double figures in three straight games.
- ✪ Played in all 32 games and made nine starts as a junior in 2017-18.
- ✪ Tallied a season-high 16 points on two occasions this season (at Kentucky, vs. Miss. State); tied career-highs with six rebounds and four assists against Miss. State.
- ✪ His dunk against Mississippi State on Feb. 14 was named #1 play on SportsCenter's Top 10.
- ✪ Scored 13 points, including two game-clinching free throws, vs. Florida (2/17).
- ✪ Played in all 35 games and started 13 in 2016-17. Averaged 6.4 points and 2.6 rebounds in 2016-17.
- ✪ Tallied career high 18 points in win over Texas A&M at SEC Tournament.
- ✪ Scored a then career-high 15 points at Kentucky.
- ✪ Played in 30 games in 2015-16 and averaged 3.6 points and 1.2 rebounds per game. Scored in double figures in three games.
- ✪ Tied a career high with 10 points against Tennessee at SEC Tournament. Made a career-high three three's in a career-best 23 minutes of action. Also scored 10 points in First Four game vs. Wichita State.
- ✪ Was ranked as the sixth-best player in the state of Illinois and a four-star prospect by ESPN, and was also ranked as the 113th-best prospect in the nation by Rivals.com.
- ✪ Toye and his twin sister Elizabeth are both Division I basketball players - Elizabeth plays for Florida International.
- ✪ Attended Whitney Young High School in Chicago, where he was named as a First-Team All-City selection.
- ✪ Averaged 18.0 points, 7.0 rebounds, 2.0 assists, 2.0 steals, and 1.5 blocks as a senior.
- ✪ Chose the Commodores over Iowa, Memphis, Creighton, Bradley, UIC, and Missouri.
- ✪ Recipient of the Edie and David Johnson Family Basketball Scholarship.
- ✪ Advice to youngsters: "Don't let negative influences in your life."

TOYE GAME-BY-GAME (SENIOR)

Opponent	M	FG-A	3P-A	FT-A	Reb	PF	A	T	B	S	PTS
N6 Winthrop*	29	4-7	2-5	2-2	6	3	3	0	0	0	12
N11 @USC*	31	4-10	3-5	5-6	9	0	1	1	3	1	16
N16 Alcorn State*	25	4-9	1-6	5-6	4	1	0	1	2	1	14
N19 Liberty*	31	1-4	1-3	1-2	2	1	1	0	0	1	4
N23 Kent State*	31	6-11	0-4	3-5	6	2	1	2	1	0	15
N27 Savannah State											
D1 vs. N.C. State											
D5 Middle Tennessee											
D17 Arizona State											
D22 vs. Kansas State											
D29 Tennessee State											
D31 UNC Asheville											
J5 Ole Miss											
J9 @Georgia											
J12 @Kentucky											
J16 South Carolina											
J19 Mississippi State											
J23 Tennessee											
J26 @Oklahoma											
J29 Kentucky											
F2 @Missouri											
F5 @Arkansas											
F9 Alabama											
F13 @Florida											
F16 Auburn											
F19 @Tennessee											
F23 @Alabama											
F27 Florida											
M2 @Texas A&M											
M6 Arkansas											
M9 @LSU											

Toye's Overall Statistics at Vanderbilt																											
Year	GP	GS	Min	Avg	FG	FGA	Pct	3FG	3FGA	Pct	FT	FTA	Pct	Off	Def	Tot	Avg	PF	FO	Ast	TO	Blk	Stl	Pts	Avg		
2015-16	30	0	257	8.6	37	74	.500	9	21	.429	25	39	.641	7	30	37	1.2	28	0	10	13	2	6	108	3.6		
2016-17	35	13	739	21.1	70	175	.400	31	78	.397	53	78	.679	21	71	92	2.6	70	2	38	44	5	14	224	6.4		
2017-18	32	9	602	18.8	68	170	.400	20	76	.263	27	44	.614	17	48	65	2.0	66	3	26	42	9	9	183	5.7		
2018-19	5	5	147	29.4	19	41	.463	7	23	.304	16	21	.762	4	23	27	5.4	7	0	6	4	3	3	61	12.2		
TOTAL	102	27	1745	17.1	194	460	.422	67	198	.338	121	182	.665	49	172	221	2.2	171	5	80	103	19	32	576	5.6		

Toye's SEC Statistics at Vanderbilt																											
Year	GP	GS	Min	Avg	FG	FGA	Pct	3FG	3FGA	Pct	FT	FTA	Pct	Off	Def	Tot	Avg	PF	FO	Ast	TO	Blk	Stl	Pts	Avg		
2015-16	17	0	100	5.9	11	27	.407	2	9	.222	9	13	.692	2	11	13	0.8	9	0	3	8	1	3	33	1.9		
2016-17	18	9	422	23.4	42	102	.412	19	46	.413	29	45	.644	10	41	51	2.8	45	2	22	25	2	8	132	7.3		
2017-18	18	1	327	18.2	39	87	.448	13	38	.342	14	21	.667	8	26	34	1.9	46	2	12	17	1	4	105	5.8		
TOTAL	53	10	849	16.0	92	216	.426	34	93	.366	52	79	.658	20	78	98	1.8	100	4	37	50	4	15	270	5.1		



YANNI WETZELL

1

Junior, Forward/Center
6'10" 240 lbs.
Auckland, N.Z.
St. Mary's (Texas)

SEASON HIGHS

- Points: 2, 3x, last vs. Kent St. (11/23/18)
- FG Made: 1, 3x, last vs. Kent St. (11/23/18)
- FG Atts: 3, vs. Alcorn St. (11/16/18)
- 3FG Made:
- 3FG Atts:
- FT Made:
- FT Atts: 2, at USC (11/11/18)
- Rebounds: 2 vs. Kent St. (11/23/18)
- Assists:
- Turnovers: 2, Winthrop (11/6/18)
- Blocks: 1, at USC (11/11/18)
- Steals: 1, 2x, last vs. Liberty (11/19/18)
- Minutes: 11, vs. Kent St. (11/23/18)

CAREER HIGHS

- Points: 29, 2x, last vs. Newman (2/23/17)
- FG Made: 11, 3x, last vs. Panhandle St. (2/25/17)
- FG Atts: 19, vs. Panhandle St. (2/25/17)
- 3FG Made: 4, vs. Midwestern St. (11/19/16)
- 3FG Atts: 4, vs. Midwestern St. (11/19/16)
- FT Made: 12, vs. Okla. Christian (2/9/17)
- FT Atts: 13, vs. Okla. Christian (2/9/17)
- Rebounds: 13, vs. UA-Fort Smith (1/7/16)
- Assists: 5, vs. Okla. Christian (2/9/17)
- Turnovers: 9, vs. Rogers St. (1/28/17)
- Blocks: 3, 2x, last vs. Tex. A&M Int'l (1/14/17)
- Steals: 3, 2x, last vs. Rogers St. (1/28/17)
- Minutes: 42, vs. Rogers St. (12/17/16)

WETZELL NOTEBOOK

- ⊛ Played season-best 10 minutes vs. Alcorn St. and scored two points.
- ⊛ Sat out the 2017-18 season after transferring from St. Mary's (Texas), where he played in 59 games.
- ⊛ Named to the All-Heartland Conference Second Team as a sophomore after averaging 15.5 points and 6.8 rebounds per game. Shot 40.9% from three for the season and 42% from three in his two-year career.
- ⊛ Played and started in all 30 games for St. Mary's University as a sophomore.
- ⊛ Scored a season-high 29-point effort against Newman and a 28-point effort against Panhandle State... Scored 20 or more points in six games as a sophomore and posted six double-doubles.
- ⊛ Named Heartland Conference Freshman of the Year in 2015-16.
- ⊛ Was a tennis player in high school, and did not begin playing basketball until he was 17.
- ⊛ Starred under head coach Carl Stent at Westlake High School in New Zealand, earning the Most Improved Player as a senior. Helped his team to a No. 2 national rank. Also played for the U19 New Zealand National Team, finishing ranked No. 2.

WETZELL GAME-BY-GAME (JUNIOR)

Opponent	M	FG-A	3P-A	FT-A	Reb	PF	A	T	B	S	PTS
N6 Winthrop	4	0-0	0-0	0-0	0	0	0	2	0	0	0
N11 @USC	7	1-1	0-0	0-2	1	2	0	1	1	1	2
N16 Alcorn State	10	1-3	0-0	0-0	1	0	0	0	0	0	2
N19 Liberty	4	0-1	0-0	0-0	0	0	0	1	0	1	0
N23 Kent State	11	1-1	0-0	0-0	2	2	0	1	0	0	2
N27 Savannah State											
D1 vs. N.C. State											
D5 Middle Tennessee											
D17 Arizona State											
D22 vs. Kansas State											
D29 Tennessee State											
D31 UNC Asheville											
J5 Ole Miss											
J9 @Georgia											
J12 @Kentucky											
J16 South Carolina											
J19 Mississippi State											
J23 Tennessee											
J26 @Oklahoma											
J29 Kentucky											
F2 @Missouri											
F5 @Arkansas											
F9 Alabama											
F13 @Florida											
F16 Auburn											
F19 @Tennessee											
F23 @Alabama											
F27 Florida											
M2 @Texas A&M											
M6 Arkansas											
M9 @LSU											

Wetzell's Overall Statistics

Year	GP	GS	Min	Avg	FG	FGA	Pct	3FG	3FGA	Pct	FT	FTA	Pct	Off	Def	Tot	Avg	PF	FO	Ast	TO	Blk	Stl	Pts	Avg
2015-16*	29	29	728	25.1	140	264	.530	3	6	.500	55	87	.632	65	97	162	5.6	99	5	25	84	8	10	338	11.7
2016-17*	30	30	939	31.3	170	339	.501	18	44	.409	106	159	.667	67	137	204	6.8	82	3	45	95	18	24	464	15.5
2018-19	4	0	25	6.3	2	5	.400	0	0	.000	0	2	.000	0	2	2	0.5	2	0	0	4	0	1	4	1.0
TOTAL	63	59	1692	26.9	312	608	.513	21	50	.420	161	248	.649	132	236	368	5.8	183	8	70	183	26	35	806	12.8