



Vanderbilt (9-8, 0-5) vs. #1/1 Tennessee (16-1, 5-0)
Nashville, Tenn. - Memorial Gym - 6 p.m. CT

TV: ESPN2

TV Talent: Karl Ravich (pxp), Jimmy Dykes (analyst)

Radio: Vanderbilt Radio Network from IMG College, vucommidores.com

Radio Talent: Joe Fisher (pxp), Tim Thompson (analyst)

Satellite Radio: Sirius 121, XM 191

Live Stats: vucommidores.com

Twitter Updates: @VandyMBB

Vanderbilt Athletic Communications

2601 Jess Neely Drive, Nashville, TN 37212

phone: 615-322-4121

www.vucommidores.com

VANDERBILT SCHEDULE/RESULTS

NOVEMBER

Date	VU	Opp	Opponent	Time/Result	TV/Rec.
Nov. 6	-	-	Winthrop	W, 92-79	1-0
Nov. 11	-	-	USC	W, 82-78	2-0
Nov. 16	RV	-	Alcorn State	W, 79-54	3-0
Nov. 19	RV	-	Liberty	W, 79-70	4-0
Nov. 23	RV	-	Kent State	L, 75-77	4-1
Nov. 27	-	-	Savannah St.	W, 120-85	5-1

DECEMBER

Date	VU	Opp	Opponent	Time	TV/Rec.
Dec. 1	-	-	N.C. State	L, 65-80	5-2
Dec. 5	-	-	Middle Tenn.	W, 79-51	6-2
Dec. 17	-	18/19	Arizona St.	W, 81-65	7-2
Dec. 22	-	-	Kansas St.	L, 58-69	7-3
Dec. 29	-	-	Tenn. St.	W, 95-76	8-3
Dec. 31	-	-	UNC Asheville	W, 90-59	9-3

JANUARY

Date	VU	Opp	Opponent	Time	TV/Rec.
Jan. 5	-	-	Ole Miss*	L, 71-81	9-4, 0-1
Jan. 9	-	-	Georgia*	L, 63-82	9-5, 0-2
Jan. 12	-	18/18	Kentucky*	L, 47-56	9-6, 0-3
Jan. 16	-	RV/-	S. Carolina*	L, 71-74	9-7, 0-4
Jan. 19	-	24/23	Miss. State*	L, 55-71	9-8, 0-5
Jan. 23	-	1/1	Tennessee*	6 pm	ESPN2
Jan. 26	-	RV/RV	Oklahoma&	3 pm	ESPN/2
Jan. 29	-	-	Kentucky*	8 pm	ESPN/2

FEBRUARY

Date	VU	Opp	Opponent	Time	TV/Rec.
Feb. 2	-	-	Missouri*	7:30 pm	SECN
Feb. 5	-	-	Arkansas*	8 pm	SECN
Feb. 9	-	-	Alabama*	7:30 pm	SECN
Feb. 13	-	-	Florida*	8 pm	ESPN2/ESPN
Feb. 16	-	-	Auburn*	11 am	ESPN/2/U
Feb. 19	-	-	Tennessee*	6 pm	ESPN/2/U
Feb. 23	-	-	Alabama*	5 pm	ESPN/2/U
Feb. 27	-	-	Florida*	8 pm	SECN

MARCH

Date	VU	Opp	Opponent	Time	TV/Rec.
Mar. 2	-	-	Texas A&M*	5 pm	SECN
Mar. 6	-	-	Arkansas*	7:30 pm	SECN
Mar. 9	-	-	LSU*	7:30 pm	SECN

ALL TIMES CENTRAL

RANKINGS: AP/ESPN *SEC GAME; #NIT Season Tip-Off, Nashville, Tenn.; %SEC/Big 12 Challenge; ^SEC Tournament, St. Louis, Mo.

GAME INFORMATION



2018-19 Record: 9-8, 0-5
Head Coach: Bryce Drew
Career Record: 164-93 (7)
VU Record: 40-44 (3)

2018-19 LEADERS

Points: Simisola Shittu (13.6)
Rebounds: Simisola Shittu (7.6)
Assists: Saben Lee (3.5)
Blocks: Clewon Brown (1.2)

SERIES INFORMATION

Series Record: Tenn. leads, 120-75.
Last Meeting: Tenn. win, 67-62, on 1/23/18 in Knoxville.
Record at Vanderbilt: VU leads 50-37.
Record at Tennessee: UT leads 74-24.
Record at Neutral Site: UT leads 9-1.
Coach Drew vs. Tennessee: Coach Drew is 1-3 against Tennessee.



2018-19 Record: 16-1, 5-0
Head Coach: Rick Barnes
Career Record: 677-359 (32)
Tenn. Record: 73-45 (4)









2018-19 LEADERS

Points: Grant Williams (18.9)
Rebounds: Grant Williams (7.5)
Assists: Jordan Bone (6.4)
Blocks: Kyle Alexander (1.9)

QUICK HITTERS

- ★ Vanderbilt fell to 9-8 on the season and 0-5 in league play after a 71-55 loss to Mississippi State Wednesday night at Memorial Gym. Sophomore Saben Lee scored 13 points to lead the Commodores, while freshman guard Aaron Nesmith, who leads the team in scoring in SEC games, also added double figures with 11 points.
- ★ The matchup with Tennessee will be the 27th all-time against a number-one ranked opponent, and the first since playing Kentucky January 20, 2015 in Lexington (L, 57-65). The Commodores have played Tennessee one other time when they have been number one and came away with a 72-69 win over the Volunteers in Memorial Gym on Feb. 26, 2008. Vanderbilt has an 8-18 all-time record against teams ranked #1 in the Associated Press poll. The Commodores have faced Kentucky 19 (5-14) times when the Wildcats are number one, Florida three times (1-2), Michigan two times (0-2), and North Carolina (1-0) and Tennessee (1-0) one time. VU is 6-9 all-time against number-one ranked opponents all-time at Memorial Gym, with the last meeting coming against Florida on Feb. 25, 2014 (L, 54-57).
- ★ Simisola Shittu is fourth among SEC freshmen in scoring (13.6) and leads all freshmen in rebounding (7.6).
- ★ Vanderbilt, an inaugural member of the Southeastern Conference, is in their 86th season of SEC competition. Vanderbilt has won two SEC Tournament titles (1951, 2012) and three regular season titles in 1965, 1974, and 1993. This will be the 67th SEC season in Memorial Gym for the Commodores.
- ★ The Commodores enter the game as the 305th-most experienced team in the country according to KenPom.com.
- ★ Nine Commodores have scored in double figures in a game so far this season.
- ★ Tennessee will be the Commodores' fourth ranked opponent of the season - Vanderbilt is 1-2 against ranked teams. The Commodores lost to Kentucky and Mississippi State and defeated Arizona State on Dec. 17 at Memorial Gym. The win snapped an eight-game losing streak to ranked opponents, dating back to a 72-62 overtime win over 17th-ranked Florida at the 2017 SEC Tournament (3/10/17) at Bridgestone Arena. The Sun Devils went on to defeat Kansas later in the month.
- ★ Vanderbilt's average height is 78.5 inches (6 feet, 5 inches) and ranks 17th nationally according to KenPom.
- ★ The Commodores have marched to the charity-stripe 447 times this season, which is first among SEC schools. Vanderbilt is second in the SEC with 310 free throw makes.
- ★ Vanderbilt also ranks in the top five in the SEC in 3FG Attempts (4th, 381), Defensive rebounds per game (5th, 27.18), Fewest Fouls (4th, 294), Fewest Turnovers (3rd, 219), 3FG% Defense (3rd, 31.3), and Turnovers per game (3rd, 12.9).
- ★ Individually, Lee is ranked in the top 10 in the SEC in assists per game (10th, 3.5), free throw attempts (2nd, 123) and free throws made (2nd, 86). Ryan is ranked in 3FG attempts (6th, 106) and 3FG made (7th, 2.24), while Shittu is ranked in defensive rebounds per game (5th, 5.76), double doubles (9th, 3), free throw attempts (4th, 99), free throws made (9th, 63), rebounds per game (8th, 7.6), and total rebounds (7th, 129).
- ★ Joe Toye scored in double figures in three straight games for the first time of his four-year career in the first three games of the 2018-19 season and has double-digit points in nine games this season. He is the team's lone senior.
- ★ Vanderbilt won their 800th career game at Memorial Gym against Arizona State on December 17. Memorial Gym, which opened in 1952, is the oldest basketball arena in the SEC.
- ★ Vanderbilt won its first road game of the season at USC, the first time the Commodores have had a season-opening road win since a 72-70 win over St. Mary's on November 20, 2009.
- ★ The Commodores signed a pair of four-star prospects in the early signing period. Austin Crowley, a 6'4 shooting guard from West Point, Miss. who attends Sunrise Christian Academy in Wichita, Kansas, and Dylan Disu, a 6'8 power forward from Plugerville, Texas who attends Hendrickson High School, each signed a letter of intent with the Commodores in November. Disu recently posted a 20-point, 20-rebound performance, and Crowley is ranked as the 55th prospect in the nation in the class of 2019 by 247sports.com following a breakout spring and summer.



0		<p>SABEN LEE G ★ 6-2 ★ 183 ★ So. ★ Phoenix, Ariz.</p> <table border="1"> <thead> <tr> <th>PPG</th> <th>RPG</th> <th>APG</th> <th>SPG</th> <th>BPG</th> <th>MPG</th> </tr> </thead> <tbody> <tr> <td>12.3</td> <td>3.2</td> <td>3.6</td> <td>0.8</td> <td>0.1</td> <td>28.8</td> </tr> </tbody> </table>	PPG	RPG	APG	SPG	BPG	MPG	12.3	3.2	3.6	0.8	0.1	28.8	<p>NOTES: Leading returning scorer from 2017-18... Scored a season-high 23 points against Tenn. St... Scored in double figures in 11 games this year...Currently 10th in SEC in assists, and 2nd in FTs made and attempted...Son of former FSU/NFL great Amp Lee.</p>	<p>CAREER HIGHS Pts. - 24, vs. Ariz. St. (12/17/17) Rebs. - 9, vs. TAMU (2/24/18) Ast. - 9, vs. TAMU (2/24/18) Min. - 38, vs. Ariz. St. (12/17/17)</p>
PPG	RPG	APG	SPG	BPG	MPG											
12.3	3.2	3.6	0.8	0.1	28.8											
1		<p>YANNI WETZELL F/C ★ 6-10 ★ 240 ★ Jr. ★ Auckland, N.Z.</p> <table border="1"> <thead> <tr> <th>PPG</th> <th>RPG</th> <th>APG</th> <th>SPG</th> <th>BPG</th> <th>MPG</th> </tr> </thead> <tbody> <tr> <td>5.3</td> <td>3.2</td> <td>0.3</td> <td>0.6</td> <td>0.6</td> <td>16.6</td> </tr> </tbody> </table>	PPG	RPG	APG	SPG	BPG	MPG	5.3	3.2	0.3	0.6	0.6	16.6	<p>NOTES: Made first start of VU career vs. Tenn. St... Scored Commodore-high of 16 points against UNC Asheville...Tallied 12 points in win over nationally-ranked Arizona State...Averaged 15.5 points and 6.8 rebounds in his final season at St. Mary's.</p>	<p>CAREER HIGHS Pts. - 29, vs. Newman (2/23/17) Rebs. - 12, vs. Newman (1/21/17) Ast. - 5, vs. Okla. Christian (2/9/17) Min. - 42, vs. Rogers St.(12/16/16)</p>
PPG	RPG	APG	SPG	BPG	MPG											
5.3	3.2	0.3	0.6	0.6	16.6											
2		<p>JOE TOYE G/F ★ 6-7 ★ 210 ★ Sr. ★ Chicago, Ill.</p> <table border="1"> <thead> <tr> <th>PPG</th> <th>RPG</th> <th>APG</th> <th>SPG</th> <th>BPG</th> <th>MPG</th> </tr> </thead> <tbody> <tr> <td>9.8</td> <td>3.6</td> <td>0.8</td> <td>0.6</td> <td>0.5</td> <td>26.3</td> </tr> </tbody> </table>	PPG	RPG	APG	SPG	BPG	MPG	9.8	3.6	0.8	0.6	0.5	26.3	<p>NOTES: Only senior on this year's roster...Tallied 15 points vs. Kent St...Scored 16 points in win at USC; also added a career-high nine rebounds...Scored in double figures in three straight games to start the season and nine games this season, including 12 vs. Ole Miss.</p>	<p>CAREER HIGHS Pts. - 18, 2x last vs. TSU (12/29/18) Rebs. - 9, at USC (11/11/18) Ast. - 4, 2x, last vs. MSU (2/14/18) Min. - 38, vs. Florida (3/10/17)</p>
PPG	RPG	APG	SPG	BPG	MPG											
9.8	3.6	0.8	0.6	0.5	26.3											
3		<p>MAXWELL EVANS G ★ 6-2 ★ 192 ★ So. ★ Houston, Texas</p> <table border="1"> <thead> <tr> <th>PPG</th> <th>RPG</th> <th>APG</th> <th>SPG</th> <th>BPG</th> <th>MPG</th> </tr> </thead> <tbody> <tr> <td>5.7</td> <td>2.1</td> <td>1.6</td> <td>0.1</td> <td>0.1</td> <td>15.5</td> </tr> </tbody> </table>	PPG	RPG	APG	SPG	BPG	MPG	5.7	2.1	1.6	0.1	0.1	15.5	<p>NOTES: Played season-high 26 minutes and scored career-high 16 points against Savannah State...Scored in double figures in four games this year, including 10 against Georgia...Played in 29 games and made 15 starts as a true freshman in 2017-18..</p>	<p>CAREER HIGHS Pts. - 16, vs. Savannah State (11/27/17) Rebs. - 9, at Arkansas (02/10/18) Ast. - 6, vs. USC (11/19/17) Min. - 32, vs. USC (11/19/17)</p>
PPG	RPG	APG	SPG	BPG	MPG											
5.7	2.1	1.6	0.1	0.1	15.5											
10		<p>DARIUS GARLAND G ★ 6-2 ★ 175 ★ Fr. ★ Nashville, Tenn.</p> <table border="1"> <thead> <tr> <th>PPG</th> <th>RPG</th> <th>APG</th> <th>SPG</th> <th>BPG</th> <th>MPG</th> </tr> </thead> <tbody> <tr> <td>16.2</td> <td>3.8</td> <td>2.6</td> <td>0.8</td> <td>0.4</td> <td>27.8</td> </tr> </tbody> </table>	PPG	RPG	APG	SPG	BPG	MPG	16.2	3.8	2.6	0.8	0.4	27.8	<p>NOTES: Injured meniscus vs. Kent St., out for the season...Scored a SEC-best 33 points against Liberty...Won SEC Freshman of the week honors in the two VU wins... Named a 2018 McDonald's All-American...On 2018 Wooden and Naismith Award Watch Lists.</p>	<p>CAREER HIGHS Pts. - 33, vs Liberty (11/19/18) Rebs. - 7, vs. Alcorn St. (11/16/18) Ast. - 4, 3x, last vs Liberty (11/19/18) Min. - 37, vs. Liberty (11/19/18)</p>
PPG	RPG	APG	SPG	BPG	MPG											
16.2	3.8	2.6	0.8	0.4	27.8											
11		<p>SIMISOLA SHITTU F/C ★ 6-10 ★ 240 ★ Fr. ★ Burlington, Ont.</p> <table border="1"> <thead> <tr> <th>PPG</th> <th>RPG</th> <th>APG</th> <th>SPG</th> <th>BPG</th> <th>MPG</th> </tr> </thead> <tbody> <tr> <td>14.1</td> <td>7.8</td> <td>2.1</td> <td>0.8</td> <td>0.8</td> <td>28.3</td> </tr> </tbody> </table>	PPG	RPG	APG	SPG	BPG	MPG	14.1	7.8	2.1	0.8	0.8	28.3	<p>NOTES: Tallied double doubles in three games this season (Winthrop, USC, Georgia)...Leads team in scoring and rebounding...Fourth-leading freshmen scorer in the SEC and leading freshmen rebounder...Tallied career-high 21 points vs. Ole Miss.</p>	<p>CAREER HIGHS Pts. - 21, vs. Ole Miss (01/5/19) Rebs. - 15, at USC (11/11/18) Ast. - 5, vs Savannah State (11/27/18) Min. - 32, vs. Winthrop (11/6/18)</p>
PPG	RPG	APG	SPG	BPG	MPG											
14.1	7.8	2.1	0.8	0.8	28.3											
13		<p>MATTHEW MOYER F ★ 6-8 ★ 217 ★ R-So. ★ Gahanna, Ohio</p> <table border="1"> <thead> <tr> <th>PPG</th> <th>RPG</th> <th>APG</th> <th>SPG</th> <th>BPG</th> <th>MPG</th> </tr> </thead> <tbody> <tr> <td>5.0</td> <td>3.1</td> <td>0.9</td> <td>0.3</td> <td>0.6</td> <td>15.7</td> </tr> </tbody> </table>	PPG	RPG	APG	SPG	BPG	MPG	5.0	3.1	0.9	0.3	0.6	15.7	<p>NOTES: Transferred from Syracuse...Granted immediate eligibility on Nov. 15...Scored most points as a Commodore against Middle Tennessee (14 points)...Played in 2017-18 after redshirting in 2016-17...Named the Conn. Gatorade POY as a senior at South Kent Prep.</p>	<p>CAREER HIGHS Pts. - 18, vs. UConn (12/5/17) Rebs. - 10, at Fla. St. (1/13/18) Ast. - 5, vs. Savannah State (11/27/18) Min. - 36, vs. UConn (12/5/17)</p>
PPG	RPG	APG	SPG	BPG	MPG											
5.0	3.1	0.9	0.3	0.6	15.7											
15		<p>CLEVON BROWN F ★ 6-8 ★ 240 ★ Jr. ★ San Antonio, Texas</p> <table border="1"> <thead> <tr> <th>PPG</th> <th>RPG</th> <th>APG</th> <th>SPG</th> <th>BPG</th> <th>MPG</th> </tr> </thead> <tbody> <tr> <td>2.8</td> <td>2.6</td> <td>0.4</td> <td>0.3</td> <td>1.3</td> <td>13.5</td> </tr> </tbody> </table>	PPG	RPG	APG	SPG	BPG	MPG	2.8	2.6	0.4	0.3	1.3	13.5	<p>NOTES: Scored eight points in win at USC... Played 19 minutes vs. Winthrop in season opener, had six points, six rebounds and two blocks...Had three or more blocks in seven career games, including three against UNC Asheville.</p>	<p>CAREER HIGHS Pts. - 13, vs. Austin Peay (11/10/17) Rebs. - 6, 2x, last at UF (12/30/17) Ast. - 4 vs South Carolina (1/16/19) Min. - 31, at UK (1/30/18)</p>
PPG	RPG	APG	SPG	BPG	MPG											
2.8	2.6	0.4	0.3	1.3	13.5											
24		<p>AARON NESMITH F ★ 6-6 ★ 213 ★ Fr. ★ Charleston, S.C.</p> <table border="1"> <thead> <tr> <th>PPG</th> <th>RPG</th> <th>APG</th> <th>SPG</th> <th>BPG</th> <th>MPG</th> </tr> </thead> <tbody> <tr> <td>9.1</td> <td>5.7</td> <td>1.5</td> <td>0.7</td> <td>0.7</td> <td>24.5</td> </tr> </tbody> </table>	PPG	RPG	APG	SPG	BPG	MPG	9.1	5.7	1.5	0.7	0.7	24.5	<p>NOTES: Started last four games...Posted a career-high 23 points and five made threes against South Carolina...Leads team in scoring in SEC play...Named the S.C. Gatorade Player of the Year as a senior...Scored over 2,000 career points at Porter Gaud High School.</p>	<p>CAREER HIGHS Pts. - 23, vs South Carolina (1/16/19) Rebs. - 13, vs Savannah State (11/27/18) Ast. - 4, at USC (11/11/18) Min. - 35, vs South Carolina (1/16/19)</p>
PPG	RPG	APG	SPG	BPG	MPG											
9.1	5.7	1.5	0.7	0.7	24.5											
32		<p>MATT RYAN F ★ 6-8 ★ 209 ★ Jr. ★ Cortlandt Manor, N.Y.</p> <table border="1"> <thead> <tr> <th>PPG</th> <th>RPG</th> <th>APG</th> <th>SPG</th> <th>BPG</th> <th>MPG</th> </tr> </thead> <tbody> <tr> <td>9.5</td> <td>2.7</td> <td>1.3</td> <td>0.1</td> <td>0.1</td> <td>24.5</td> </tr> </tbody> </table>	PPG	RPG	APG	SPG	BPG	MPG	9.5	2.7	1.3	0.1	0.1	24.5	<p>NOTES: Transfer from Notre Dame who transferred after 2016-17 season...Scored season-high 19 points vs. UNC Asheville...Scored in double figures in seven games this year...While at ND, the team advanced to the 2nd round (2017) and the Elite Eight (2016).</p>	<p>CAREER HIGHS Pts. - 23, vs. Chicago St. (11/26/16) Rebs. - 7, 2x last vs. Liberty (11/19/18) Ast. - 4, vs. Alcorn St. (11/16/18) Min. - 35, vs. Georgia Tech (1/13/16)</p>
PPG	RPG	APG	SPG	BPG	MPG											
9.5	2.7	1.3	0.1	0.1	24.5											

Ibas

Henry
Gene
Moe
Clarence

1,630
Wins

Suttons

Eddie
Scott
Sean

1,171
Wins

Drews

Homer
Scott
Bryce

1,131
Wins

All-Time Winningest Collegiate Coaching Families

The Drew family is now third on the all-time winningest collegiate coaching family in college basketball history with 1,131 wins.

- Homer Drew - 640**
(Bethel College - 252; IU-South Bend - 17; Valparaiso - 371)
- Scott Drew - 327**
(Valparaiso - 20; Baylor - 307)
- Bryce Drew - 164**
(Valparaiso - 124; Vanderbilt -39)

ABOUT TENNESSEE

QUICK FACTS

LocationKnoxville, Tenn.
Founded 1794
Conference..... SEC
Enrollment.....28,052
Nickname.....Volunteers
Colors.....Orange and White
Home ArenaThompson-Boling Arena (21,678)
President..... Dr. Joe DiPietro
Athletics Director..... Phil Fulmer
Basketball Staff
Head Coach.....Rick Barnes
Record Overall677-359 (32)
Tennessee Record 73-45 (4)
Assistant Coaches Rob Lanier, Michael Schwartz,
Desmond Oliver

- ★ Tennessee enters the game with a 16-1 overall record and a 5-0 mark in SEC play.
- ★ The Volunteer duo of Grant Williams and Admiral Schofield are 1-3 in the SEC in scoring.
- ★ Junior point guard Jordan Bone hails from Nashville, Tenn.
- ★ Vanderbilt owns a 50-37 advantage over the Volunteers in games played in Nashville on Vanderbilt's campus, although Tennessee has won the last two games played at Memorial Gym.
- ★ Tennessee is the Commodores' most-played opponent - Wednesday's meeting will be the 196th all-time meeting, with the first meeting coming in the 1921-22 campaign.
- ★ Vanderbilt is 10-17 all-time against ranked Tennessee opponents and 7-6 against ranked Volunteer teams in games played at Vanderbilt.

STAT COMPARISON

	VU		TENN	
	All	SEC	All	SEC
Record	9-8	0-5	16-1	5-0
Scoring Offense	76.6	61.4	86.1	87.6
Scoring Defense	71.0	72.8	66.6	67.0
FG%	.446	.378	.511	.510
FG% Defense	.414	.465	.381	.393
3FG%	.330	.282	.364	.400
3FG% Defense	.313	.299	.305	.325
Free Throw %	.794	.605	.759	.845
Rebounding	37.6	31.0	39.7	37.8
Rebounding Margin	+1.9	-7.4	+5.8	+5.6
Turnovers/game	12.9	12.2	11.7	11.8
Opponent Turnovers	12.1	12.0	13.9	14.6
Steals	4.8	4.8	5.9	6.4
Blocks	4.4	2.8	5.9	5.2

Garland In Rarefied Air

Darius Garland is one of five major conference freshmen with 20+ Pts and 2+ Threes Made, Steals & Blocks in collegiate debut in the last 20 years (Since 1998-99).

Player	Date, Opp	Pts,3's,Stls,Blocks
Darius Rice, Miami	11/18/00 vs Fla. At.	26,5,3,2
Kevin Durant, Texas	11/9/06 vs. Alcorn	20,3,3,2
Terrence Jones, UK	11/12/10 vs. ETSU	25,2,3,2
Ethan Thompson, Ore. St.	11/10/17 vs. So. Utah	20,2,2,3
Darius Garland, VU	11/6/18 vs. Winthrop	24,3,2,2

3-Point U

The Commodores are one of only three schools (UNLV and Princeton) to have made a three-point basket in every game since the inception of the three-point line in the 1986-87 season.

With a made three against Tennessee, Vanderbilt will move to 1,049 consecutive games with a three-pointer.

VU Staff Can Score

The Vanderbilt men's basketball staff has combined to score a total of 5,486 collegiate points, with head coach Bryce Drew leading the way with 2,142 points. Here's a breakdown of the staff's scoring totals.

Head Coach Bryce Drew, Valparaiso	2,142
Asst. Coach Casey Shaw, Toledo	1,562
Assoc. Head Coach Roger Powell, Jr., Illinois	1,178
Asst. Coach Jake Diebler, Valparaiso	586
Total	5,468

Garland Superlatives

Most Points by Freshman in Debut, SEC Since 2010-11

Tremont Waters, LSU	27	11/10/17 vs. Alcorn
Terrence Jones, UK	25	11/12/10 vs. EastTn
Darius Garland, VU	24	11/6/18 vs. Win
Keldon Johnson, UK	23	11/6/18 vs. Duke
Frankie Hughes, Mizzou	23	11/13/16 vs. AlaA&M
Julius Randle, UK	23	11/8/13 vs. NC-Ash
Anthony Davis, UK	23	11/11/11 vs. Marist

Three Commodores on NBA Rosters

Former Commodores Damian Jones, Luke Kornet, and Wade Baldwin IV are currently on NBA active rosters. Jones averaged 17.1 minutes and 5.4 points per game with the Golden State Warriors this season before being sidelined with a torn left pectoral muscle. He has won two championships with the team in his three seasons in the Bay Area. Kornet is a two-way player with the New York Knicks and is averaging 15.5 minutes and 7.2 points per game in 23 games and eight starts. Baldwin is averaging 5.5 minutes per game in 13 games with the Portland Trail Blazers.

Three Freshman - 20+ Points

The Commodores are one of only four programs (Duke, UNC Asheville, Pittsburgh) in the nation to have three separate freshman score 20 points or more in a game (Darius Garland, Aaron Nesmith, Simisola Shittu)

Replacing Three 1,000 Point Scorers

Matthew Fisher-Davis, Riley LaChance and Jeff Roberson each departed Vanderbilt in 2018 as 1,000-point scorers. Each were four-year players for the Commodores who advanced to the postseason on three different occasions (2015 NIT, 2016 and 2017 NCAA Tournaments). There has been only one other class of Vanderbilt players to have three 1,000-point scorers - the vaunted "F Troop" - Butch Feher, Joe Ford and Jeff Fosnes in 1976. Roberson and Fisher-Davis are now playing in the NBA G League, while LaChance has taken his talents to play professionally in Poland.


Against the SEC

An inaugural member of the SEC, Vanderbilt has a career 716-713 record against current members of the SEC.



Class of 2018

One of Nation's Top Recruiting Classes




Darius Garland

- ★ 16th in ESPN 100 ranking
- ★ McDonald's All-American
- ★ Jordan Brand All-American
- ★ Ranked 15th according to the Recruiting Services Consensus Index
- ★ Ranked 17th nationally by Rivals and second as point guard
- ★ Ranked 14th nationally by 247 Sports and second-best point guard
- ★ Five star recruit
- ★ Named one of top 20 Freshmen to Watch by CBSSports.com
- ★ Named to Naismith and Wooden Award Preseason Watch Lists
- ★ Out for season with left knee injury.



Aaron Nesmith

- ★ Ranked 63rd according to the Recruiting Services Consensus Index
- ★ 64th ranked nationally and 12th ranked shooting guard according to 247 Sports
- ★ 69th ranked nationally and 15th ranked shooting guard according to Rivals
- ★ Four star recruit
- ★ Named Gatorade South Carolina Player of the Year over prized recruit Zion Williamson



Simisola Shittu

- ★ Ranked 10th according to the Recruiting Services Consensus Index
- ★ 19th ESPN 100 rankings and 6th best power forward
- ★ Ranked 11th nationally by 247 Sports and 3rd at power forward
- ★ Ranked 7th nationally by Rivals and 1st as a power forward
- ★ Five star recruit
- ★ Named one of top 20 Freshmen to Watch by CBSSports.com
- ★ Named to Karl Malone Award Watch List, an award given to the nation's top power forward.

SUPERLATIVES

Most Points Scored By VU Freshman

1. Mike Rhodes vs. Virginia Tech, 12/22/77 34
- 2. Darius Garland vs. Liberty, 11/19/18 33**
3. Charles Davis vs. Michigan, 12/6/1976 31
4. Alex Gordon vs. Tennessee, 2/2/2005 30

Most Points Scored By VU Player

Since 1996-97

1. Shan Foster vs. Miss. State, 3/5/2008 42
- 2. Darius Garland vs. Liberty, 11/19/2018 33**
2. Matthew Fisher-Davis vs. Auburn, 1/4/2017 33
2. Shan Foster vs. S. Carolina, 2/28/2017 33
2. Dan Langhi vs. Notre Dame, 11/21/1998 33
2. Dan Langhi vs. Ole Miss, 2/26/2000 33
2. Drew Maddux vs. Alabama, 1/14/1998 33
2. A.J. Ogilvy vs. LSU, 3/4/2009 33

Most Rebounds By VU Player

Since 1996-97

1. Lance Goulbourne vs. LSU, 2/26/2011 17
1. Dan Langhi vs. Ohio State, 11/28/1998 17
3. Lance Goulbourne vs. Ole Miss, 1/19/2011 16
3. Lance Goulbourne vs. Marquette, 12/29/2011 16
3. Damian Jones vs. Georgia, 2/20/2016 16
3. Dawid Przybyszkeski vs. Toledo, 11/19/2004 16
3. Jeff Roberson vs. Minnesota, 12/3/2016 16
3. Anthony Williams vs. W. Kentucky, 11/28/2000 16
9. Damian Jones vs. Tennessee, 3/12/2015 15
9. Damian Jones vs. Arkansas, 1/5/2016 15
- 9. Simisola Shittu vs. USC, 11/11/2018 15**

Most FG Made By VU Player

Since 1996-97

1. Shan Foster vs. Miss. State, 3/5/2008 16
2. Drew Maddux vs. Alabama, 1/14/1998 13
3. Austin Bates vs. Evansville, 12/29/1996 12
4. Austin Bates vs. Kansas, 12/29/1997 12
4. Matt Freije vs. Tenn. Tech, 12/13/2003 12
- 4. Darius Garland vs. Liberty, 11/19/2018 12**
4. Damian Jones vs. Florida, 2/23/2016 12
4. Damian Jones vs. Texas, 1/30/2016 12
4. A.J. Ogilvy vs. Auburn, 3/13/2008 12
4. A.J. Ogilvy vs. S. Carolina, 2/28/2009 12
4. A.J. Ogilvy vs. LSU, 3/4/2009 12
4. Jeffery Taylor vs. Davidson, 12/7/2011 12
4. Jeffery Taylor vs. Longwood, 12/19/2011 12

Last Time Out

Box Score vs. Mississippi State



Official Basketball Box Score -- Game Totals -- Final Statistics
Mississippi State vs Vanderbilt
 01/19/19 7:30 p.m. at Nashville, Tenn. (Memorial Gym)



Mississippi State 71 • 14-3, 2-2 SEC

#	Player	f/g	Total			3-Ptr			Rebounds			PF	TP	A	TO	Blk	Stl	Min
			FG-FGA	FG-FGA	FT-FTA	Off	Def	Tot	Off	Def	Tot							
24	Abdul Ado	f	1-1	0-0	2-2	2	1	3	3	4	0	1	2	1	12			
35	Aric Holman	f	4-9	2-5	0-0	3	6	9	3	10	3	2	0	0	26			
00	Nick Weatherspoon	g	2-7	0-2	2-2	0	2	2	3	6	1	1	0	2	34			
02	Lamar Peters	g	3-6	1-4	0-0	0	2	2	4	7	2	2	0	0	22			
11	Q Weatherspoon	g	6-12	0-0	5-7	1	7	8	2	17	4	0	0	0	32			
01	Reggie Perry		3-6	0-1	0-0	2	6	8	2	6	0	0	1	0	21			
12	Robert Woodard II		3-8	0-1	3-3	1	3	4	3	9	2	1	0	0	20			
22	KeyShawn Feazell		1-2	0-0	0-0	1	0	1	1	2	0	0	0	0	7			
23	Tyson Carter		4-8	2-6	0-0	0	3	3	1	10	1	2	0	1	26			
	Team					0	0	0										
	Totals		27-59	5-19	12-14	10	30	40	22	71	13	9	3	4	200			

FG % 1st Half: 12-30 40.0% 2nd half: 15-29 51.7% Game: 27-59 45.8% Deadball Rebounds 1
 3FG % 1st Half: 3-10 30.0% 2nd half: 2-9 22.2% Game: 5-19 26.3%
 FT % 1st Half: 8-10 80.0% 2nd half: 4-4 100.0% Game: 12-14 85.7%

Vanderbilt 55 • 9-8, 0-5 SEC

#	Player	f/g	Total			3-Ptr			Rebounds			PF	TP	A	TO	Blk	Stl	Min
			FG-FGA	FG-FGA	FT-FTA	Off	Def	Tot	Off	Def	Tot							
11	SHITTU, Simisola	f	2-7	1-2	2-7	1	4	5	0	7	2	2	0	0	27			
24	NESMITH, Aaron	f	4-10	2-6	1-2	1	5	6	3	11	0	2	0	0	35			
32	RYAN, Matt	f	1-4	1-4	0-0	0	1	1	2	3	0	0	0	2	14			
00	LEE, Saben	g	4-9	0-0	5-8	1	5	6	2	13	3	2	0	0	38			
02	TOYE, Joe	g	3-8	1-3	0-1	0	1	1	1	7	1	1	0	1	25			
01	WETZELL, Yanni		2-5	0-2	3-4	1	3	4	2	7	0	3	0	0	13			
03	EVANS, Maxwell		0-1	0-1	1-2	0	0	0	0	1	0	1	0	0	12			
13	MOYER, Matthew		2-3	0-1	2-2	2	2	4	1	6	0	3	2	0	24			
15	BROWN, Clevon		0-2	0-0	0-0	1	2	3	0	0	0	0	0	0	12			
	Team					0	0	0										
	Totals		18-49	5-19	14-26	7	23	30	11	55	6	14	2	3	200			

FG % 1st Half: 10-30 33.3% 2nd half: 8-19 42.1% Game: 18-49 36.7% Deadball Rebounds 6
 3FG % 1st Half: 3-9 33.3% 2nd half: 2-10 20.0% Game: 5-19 26.3%
 FT % 1st Half: 4-9 44.4% 2nd half: 10-17 58.8% Game: 14-26 53.8%

Officials: Patrick Evans, Byron Jarrett, Gerald Williams
 Technical fouls: Mississippi State-Lamar Peters. Vanderbilt-None.
 Attendance: 9570

Score by periods	1st	2nd	Total
Mississippi State	35	36	71
Vanderbilt	27	28	55

Points	In Point	Off T/O	2nd Chance	Fast Break	Bench
MS	40	18	7	8	27
VU	24	2	6	4	14

Last FG - MS 2nd-01:20, VU 2nd-01:06.
 Largest lead - MS by 22 2nd-06:03, VU None.
 MS led for 39:09. VU led for 00:00. Game was tied for 00:51.

Score tied - 0 times.
 Lead changed - 0 times.

Recap

NASHVILLE - Vanderbilt could not overcome a sluggish start and a slew of second-half turnovers, falling 71-55 to No. 24/23 Mississippi State on Saturday night at Memorial Gymnasium.

The Commodores (9-8, 0-5 Southeastern Conference) opened the game 2-for-15 before climbing back to within six with under two minutes remaining in the opening half. Vanderbilt closed the gap to seven with 16:11 to play in the second half before the Bulldogs broke it open.

Vanderbilt did not help its cause at the charity stripe (14-for-26) and had a difficult time slowing down Mississippi State (14-3, 2-2) underneath. The Bulldogs out-rebounded the Commodores, 40-30 and outscored Vanderbilt, 40-24 in the paint.

The Dores were led by Saben Lee who finished with a team-high 13 points and matched Aaron Nesmith's squad-best six rebounds. Nesmith totaled 11 points and hit a pair of 3-pointers.

2018-19 Box Scores



Official Basketball Box Score -- Game Totals -- Final Statistics
Winthrop vs Vanderbilt
 11/06/18 8:30 p.m. at Nashville, Tenn. (Memorial Gym)



Winthrop 79 • 0-1

#	Player	Total		3-Ptr		Rebounds			PF	TP	A	TO	Blk	Stl	Min
		FG-FGA	FG-FGA	FT-FTA	Off	Def	Tot								
03	ANUMBA, Micheal	f	2-6	0-2	0-0	1	1	2	2	4	1	1	0	0	20
25	FERGUSON, Josh	f	4-12	1-5	5-5	3	6	9	4	14	3	1	0	0	36
00	SMITH, Nyeh	g	7-17	2-5	5-10	1	4	5	2	21	2	2	0	0	33
13	BROMAN, Bjorn	g	2-5	1-4	0-0	1	5	6	2	5	0	1	0	2	30
21	ZUNIC, Kyle	g	2-6	0-2	3-4	0	4	4	0	7	0	1	0	1	18
11	FALDEN, Charles	g	3-6	1-2	1-1	1	2	3	0	8	1	1	0	0	21
14	PICKETT, Adam	g	6-13	0-4	1-2	2	4	6	4	13	3	5	0	1	28
15	UKAEBU, Jermaine	g	3-3	0-0	1-2	2	1	3	4	7	0	1	0	0	14
	Team					2	1	3	1						
	Totals		29-68	5-24	16-24	13	28	41	19	79	10	13	0	4	200

FG % 1st Half: 17-35 48.6% 2nd half: 12-33 36.4% Game: 29-68 42.6% Deadball Rebounds 4
 3FG % 1st Half: 3-10 30.0% 2nd half: 3-15 20.0% Game: 5-24 20.8%
 FT % 1st Half: 4-5 80.0% 2nd half: 12-19 63.2% Game: 16-24 66.7%

Vanderbilt 92 • 1-0

#	Player	Total		3-Ptr		Rebounds			PF	TP	A	TO	Blk	Stl	Min
		FG-FGA	FG-FGA	FT-FTA	Off	Def	Tot								
11	SHITTU, Simisola	f	6-12	0-1	6-9	0	10	10	3	18	1	1	2	2	32
32	RYAN, Matt	f	5-12	4-11	2-3	0	2	2	2	16	1	0	1	0	30
00	LEE, Saben	g	6-8	0-1	0-0	0	6	6	4	12	5	2	0	0	30
02	TOYE, Joseph	g	4-7	2-5	2-2	1	5	6	3	12	3	0	0	0	29
10	GARLAND, Darius	g	9-15	3-7	3-5	0	3	3	1	24	4	2	2	2	36
01	WETZELL, Yanni	g	0-0	0-0	0-0	0	0	0	0	0	0	2	0	0	4
03	EVANS, Maxwell	g	0-0	0-0	0-0	0	0	0	0	0	0	0	0	0	3
15	BROWN, Clevon	g	3-5	0-1	0-0	4	2	6	3	6	0	2	2	0	19
24	NESMITH, Aaron	g	1-4	1-4	1-1	0	2	2	2	4	1	2	0	0	17
	Team					0	0	0							
	Totals		34-63	10-30	14-20	5	30	35	19	92	15	11	7	4	200

FG % 1st Half: 20-35 57.1% 2nd half: 14-28 50.0% Game: 34-63 54.0% Deadball Rebounds 2
 3FG % 1st Half: 4-14 28.6% 2nd half: 6-16 37.5% Game: 10-30 33.3%
 FT % 1st Half: 3-5 60.0% 2nd half: 11-15 73.3% Game: 14-20 70.0%

Officials: Jason Baker, K.B. Burdett Jr., Hunter Allen
 Technical fouls: Winthrop-TEAM, Vanderbilt-None.
 Attendance: 8387

Score by periods	1st	2nd	Total
Winthrop	40	39	79
Vanderbilt	47	45	92

Last FG - WINTHROP 2nd-03:06, VU 2nd-03:22.
 Largest lead - WINTHROP by 9 1st-10:26, VU by 16 2nd-07:48.
 WINTHROP led for 08:29. VU led for 28:03. Game was tied for 03:28.

	In	Off	2nd	Fast	Bench
Points	42	15	6	4	28
WINTHR	40	15	4	11	10
VU	40	15	4	11	10

Score tied - 4 times.
 Lead changed - 3 times.



Official Basketball Box Score -- Game Totals -- Final Statistics
Vanderbilt vs Southern California
 11/11/18 6:00 pm at



Vanderbilt 82 • 2-0

#	Player	Total		3-Ptr		Rebounds			PF	TP	A	TO	Blk	Stl	Min
		FG-FGA	FG-FGA	FT-FTA	Off	Def	Tot								
02	TOYE, Joe	f	4-10	3-5	5-6	3	6	9	0	16	1	1	0	1	31
11	SHITTU, Simisola	f	5-12	0-0	4-7	8	7	15	5	14	3	3	0	3	26
32	RYAN, Matt	f	1-6	1-4	1-2	0	5	5	2	4	2	1	0	0	27
00	LEE, Saben	g	3-13	0-4	3-3	1	1	2	3	9	3	2	0	1	30
10	GARLAND, Darius	g	6-14	3-5	4-4	1	4	5	4	19	1	6	0	1	36
01	WETZELL, Yanni	g	1-1	0-0	0-2	0	1	1	2	2	0	1	0	0	7
03	EVANS, Maxwell	g	0-1	0-1	0-0	0	0	0	0	0	0	0	0	0	3
15	BROWN, Clevon	g	4-8	0-2	0-3	2	2	4	2	8	0	0	1	1	18
24	NESMITH, Aaron	g	3-6	2-5	2-2	1	3	4	2	10	4	0	0	0	21
	Team					3	1	4							
	Totals		27-71	9-26	19-30	19	30	49	20	82	14	14	1	7	199

FG % 1st Half: 16-44 36.4% 2nd half: 11-27 40.7% Game: 27-71 38.0% Deadball Rebounds 5,3
 3FG % 1st Half: 6-18 33.3% 2nd half: 3-8 37.5% Game: 9-29 34.6%
 FT % 1st Half: 4-10 40.0% 2nd half: 15-20 75.0% Game: 19-30 63.3%

Southern California 78 • 1-1

#	Player	Total		3-Ptr		Rebounds			PF	TP	A	TO	Blk	Stl	Min
		FG-FGA	FG-FGA	FT-FTA	Off	Def	Tot								
01	Jordan Usher	f	5-16	2-5	0-0	3	2	5	5	12	2	0	1	0	22
31	Nick Rakocevic	f	8-16	0-0	3-6	9	9	18	4	19	0	3	2	2	39
00	Shaquon Aaron	g	3-10	0-2	1-2	2	7	9	1	7	1	2	0	3	35
02	Jonah Mathews	g	4-12	1-6	0-0	1	4	5	0	9	2	2	0	2	40-
05	Derryck Thornton	g	7-17	0-2	3-5	2	1	3	5	17	2	1	0	0	33
04	Kevin Porter Jr.	g	5-9	1-3	3-5	1	3	4	5	14	2	2	2	1	23
12	Devin Fleming	g	0-0	0-0	0-0	0	0	0	0	0	0	0	0	0	0+
33	J'Raun Brooks	g	0-1	0-1	0-0	0	0	0	0	2	0	0	0	0	7
34	Victor Uyaelunmo	g	0-0	0-0	0-0	0	0	0	0	3	0	1	0	0	1
	Team					3	0	3							
	Totals		32-81	4-19	10-18	21	26	47	26	78	9	11	5	8	200

FG % 1st Half: 14-36 38.9% 2nd half: 18-45 40.0% Game: 32-81 39.5% Deadball Rebounds 3,5
 3FG % 1st Half: 3-10 30.0% 2nd half: 1-9 11.1% Game: 4-19 21.1%
 FT % 1st Half: 5-9 55.6% 2nd half: 5-9 55.6% Game: 10-18 55.6%

Officials: Technical fouls: Vanderbilt-None, Southern California-None.
 Attendance: 3804
 2018-19 Men's Basketball. Round: 0. Southern California vs Vanderbilt. Played

Score by periods	1st	2nd	Total
Vanderbilt	42	40	82
Southern California	36	42	78

	In	Off	2nd	Fast	Bench
Points	36	9	22	16	20
VU	36	9	22	16	20
USC	42	5	17	13	14

Score tied - 5 times.
 Lead changed - 11 times.

Last FG - VU 2nd-01:03, USC 2nd-00:02.
 Largest lead - VU by 10 1st-01:02, USC by 2 1st-19:03.
 VU led for 30:56. USC led for 05:42. Game was tied for 03:22.



Official Basketball Box Score -- Game Totals -- Final Statistics
Alcorn State vs Vanderbilt
 11/16/18 7:00 p.m. at Nashville, Tenn. (Memorial Gym)



Alcorn State 54 • 1-2

#	Player	Total		3-Ptr		Rebounds			PF	TP	A	TO	Blk	Stl	Min
		FG-FGA	FG-FGA	FT-FTA	Off	Def	Tot								
12	Andrews, Deshaw	f	4-8	2-3	0-1	1	6	7	3	10	0	0	0	1	21
42	Campbell, Alonzo	c	1-1	0-0	0-0	1	0	1	3	2	0	0	0	0	9
00	Crosby, Troymain	g	3-11	0-1	5-6	0	3	3	0	11	1	2	0	2	28
05	Allen, Khari Jabriel	g	3-11	3-8	0-0	0	1	1	2	9	1	1	0	1	29
11	Howard, Maurice	g	2-11	1-6	0-0	1	3	4	2	5	4	3	0	1	36
01	Givens, Harold	g	1-1	0-0	0-0	1	2	3	1	2	1	1	0	1	8
02	Scott, Jael	g	1-5	0-1	0-0	3	2	5	4	2	0	3	0	0	20
10	Wilson, Kobe	g	0-0	0-0	0-0	0	1	1	1	0	0	0	0	0	5
15	Robinson	g	0-0	0-0	0-0	0	0	0	0	0	0	0	0	0	2
23	Smith, TyQuaylon	g	0-1	0-0	0-0	0	0	0	0	0	0	0	0	0	3
24	Johnson, Reginal	g	3-9	0-3	0-0	1	1	2	2	6	0	2	0	1	14
33	Brewer, Devon	g	3-8	0-0	1-2	2	6	8	0	7	2	1	0	1	25
	Team					2	2	4							
	Totals		21-66	6-22	6-9	12	27	39	18	54	9	14	0	8	200

FG % 1st Half: 11-35 31.4% 2nd half: 10-31 32.3% Game: 21-66 31.8% Deadball Rebounds 2
 3FG % 1st Half: 4-13 30.8% 2nd half: 2-9 22.2% Game: 6-22 27.3%
 FT % 1st Half: 3-4 75.0% 2nd half: 3-5 60.0% Game: 6-9 66.7%

Vanderbilt 79 • 3-0

#	Player	Total		3-Ptr		Rebounds			PF	TP	A	TO	Blk	Stl	Min
		FG-FGA	FG-FGA	FT-FTA	Off	Def	Tot								
11	SHITTU, Simisola	f	9-11	0-0	2-3	1	5	6							

2018-19 Box Scores



Official Basketball Box Score -- Game Totals -- Final Statistics
Kent State vs Vanderbilt
 11/23/18 4 p.m. at Nashville, Tenn. (Memorial Gym)



Kent State 77 • 5-1

#	Player	Total		3-Ptr		Rebounds			PF	TP	A	TO	Blk	Stl	Min
		FG-FGA	FG-FGA	FT-FTA	Off	Def	Tot								
25	WHITTINGTON, Philip	f	0-2	0-0	0-4	2	4	6	5	0	1	0	2	0	18
00	AVERY, Jalen	g	6-13	4-8	2-2	0	1	1	1	18	2	0	0	1	39
01	WILLIAMSON, CJ	g	5-10	3-6	5-6	1	5	6	4	18	3	2	0	4	31
04	WILLIAMS, Antonio	g	2-5	0-0	4-4	0	3	3	4	8	2	1	1	2	29
12	PETERSON, Mitch	g	3-4	1-1	2-2	0	1	1	1	9	3	1	0	1	23
03	DULING, BJ	g	1-2	0-1	0-0	1	2	3	3	2	2	1	1	4	15
11	HARRIS, Kain	g	0-1	0-1	0-0	0	0	0	2	0	0	0	0	4	15
15	ROBERTS, Anthony	g	0-1	0-0	0-0	0	0	0	0	0	0	0	0	0	11
23	WALKER, Jaylin	g	8-18	4-7	2-2	0	4	4	0	22	2	2	1	1	30
Team						0	0	0			1				
Totals			25-56	12-24	15-20	4	20	24	20	77	15	8	5	13	200

FG % 1st Half: 15-28 53.6% 2nd half: 10-28 35.7% Game: 25-56 44.6%
 3FG % 1st Half: 9-15 60.0% 2nd half: 3-9 33.3% Game: 12-24 50.0%
 FT % 1st Half: 2-2 100.0% 2nd half: 13-18 72.2% Game: 15-20 75.0%

Vanderbilt 75 • 4-1

#	Player	Total		3-Ptr		Rebounds			PF	TP	A	TO	Blk	Stl	Min
		FG-FGA	FG-FGA	FT-FTA	Off	Def	Tot								
11	SHITTU, Simisola	f	8-15	0-1	4-5	2	6	8	3	20	3	5	0	0	32
32	RYAN, Matt	f	3-5	2-4	0-0	1	4	5	0	8	2	0	0	0	31
00	LEE, Saben	g	4-10	1-4	4-8	1	4	5	3	13	5	6	0	1	29
02	TOYE, Joe	g	6-11	0-4	3-5	0	6	6	2	15	1	2	1	0	31
10	GARLAND, Darius	g	1-1	0-0	0-0	0	0	0	0	2	0	0	0	0	2
01	WETZELL, Yanni	g	1-1	0-0	0-0	1	1	2	2	2	0	1	0	0	11
03	EVANS, Maxwell	g	3-7	1-1	1-4	3	1	4	0	8	1	0	0	0	21
13	MOYER, Matthew	g	0-1	0-1	2-2	2	1	3	3	2	1	0	1	0	14
15	BROWN, Clevon	g	0-2	0-0	0-0	3	0	3	1	0	0	0	0	0	6
24	NESMITH, Aaron	g	1-5	1-3	2-3	1	5	6	4	5	2	1	0	1	23
Team						1	1	2							
Totals			27-58	5-18	16-27	15	29	44	18	75	15	15	2	2	200

FG % 1st Half: 10-29 34.5% 2nd half: 17-29 58.6% Game: 27-58 46.6%
 3FG % 1st Half: 2-9 22.2% 2nd half: 3-9 33.3% Game: 5-18 27.8%
 FT % 1st Half: 12-17 70.6% 2nd half: 4-10 40.0% Game: 16-27 59.3%

Officials: Todd Austin, John Hampton, Hunter Allen
 Technical fouls: Kent State-WILLIAMSON, CJ. Vanderbilt-None.
 Attendance: 9061

Score by periods	1st	2nd	Total
Kent State	41	36	77
Vanderbilt	34	41	75

	In	Off	2nd	Fast	Bench
Points	Paint	T/O	Chance	Break	
KENT	24	16	3	12	24
VU	42	11	14	9	17

Last FG - KENT 2nd-01:33, VU 2nd-00:03.
 Largest lead - KENT by 13 1st-13:03, VU by 2 1st-19:43.
 KENT led for 34:25. VU led for 00:57. Game was tied for 04:38.

Score tied - 4 times.
 Lead changed - 5 times.



Official Basketball Box Score -- Game Totals -- Final Statistics
Savannah State vs Vanderbilt
 11/27/18 7 p.m. at Nashville, Tenn. (Memorial Gym)



Savannah State 85 • 3-6

#	Player	Total		3-Ptr		Rebounds			PF	TP	A	TO	Blk	Stl	Min
		FG-FGA	FG-FGA	FT-FTA	Off	Def	Tot								
00	HARPER, Tyrell	f	2-7	1-4	0-0	0	0	0	4	5	1	5	0	5	21
04	GRANT JR., John	f	1-8	0-5	0-0	1	0	1	2	2	0	0	0	1	17
12	SMITH, Jahlin	f	4-10	1-5	2-4	1	4	5	0	11	1	2	0	0	22
03	SELLERS, Zach	g	4-13	3-7	0-0	1	0	1	2	11	3	3	0	2	31
11	DOTSON, Jaquan	g	5-9	5-9	2-2	0	2	2	3	17	1	0	0	1	35
01	SMITH, Zaqavian	g	2-4	2-3	0-0	1	0	1	2	6	0	1	0	0	12
02	JOSEPH, Collins	g	8-10	3-5	2-3	2	1	3	0	21	5	2	0	0	22
05	HANSEN, Romani	g	0-5	0-2	3-4	2	3	5	4	3	3	0	2	3	18
10	SAEED, Adam	g	4-9	1-3	0-1	1	4	5	1	9	1	5	0	0	22
Team						2	2	4							
Totals			30-75	16-43	9-14	11	16	27	18	85	15	19	2	12	200

FG % 1st Half: 14-36 38.9% 2nd half: 16-39 41.0% Game: 30-75 40.0%
 3FG % 1st Half: 6-24 25.0% 2nd half: 10-19 52.6% Game: 16-43 37.2%
 FT % 1st Half: 3-5 60.0% 2nd half: 6-9 66.7% Game: 9-14 64.3%

Vanderbilt 120 • 5-1

#	Player	Total		3-Ptr		Rebounds			PF	TP	A	TO	Blk	Stl	Min
		FG-FGA	FG-FGA	FT-FTA	Off	Def	Tot								
11	SHITTU, Simisola	f	6-7	0-1	5-6	1	2	3	2	17	5	5	0	0	19
15	BROWN, Clevon	f	1-2	0-0	2-2	0	1	1	0	4	0	0	4	1	20
32	RYAN, Matt	f	3-8	3-8	2-2	1	2	3	0	11	3	3	0	0	20
00	LEE, Saben	g	4-6	0-1	3-5	1	3	4	1	11	4	0	0	3	20
02	TOYE, Joe	g	5-6	3-3	0-0	0	2	2	3	13	1	0	1	1	13
01	WETZELL, Yanni	g	5-7	2-2	3-4	1	6	7	1	15	2	2	1	1	23
03	EVANS, Maxwell	g	6-9	2-4	2-2	1	3	4	1	16	3	3	1	0	26
13	MOYER, Matthew	g	4-9	2-5	0-0	3	3	6	0	10	5	2	1	0	24
14	RICE, Isaiah	g	0-0	0-0	0-0	0	0	0	0	0	0	1	0	0	3
24	NESMITH, Aaron	g	7-12	2-5	4-4	2	11	13	4	20	3	3	2	3	29
30	HUNT, Mac	g	1-1	1-1	0-0	0	0	0	0	3	1	0	0	0	3
Team						2	4	6							
Totals			42-67	15-30	21-25	12	37	49	12	120	27	20	10	9	200

FG % 1st Half: 23-37 62.2% 2nd half: 19-30 63.3% Game: 42-67 62.7%
 3FG % 1st Half: 6-15 40.0% 2nd half: 9-15 60.0% Game: 15-30 50.0%
 FT % 1st Half: 13-17 76.5% 2nd half: 8-8 100.0% Game: 21-25 84.0%

Officials: Pat Adams, Brian Shey, Erroll Lewis
 Technical fouls: Savannah State-None. Vanderbilt-None.
 Attendance: 8271

Score by periods	1st	2nd	Total
Savannah State	37	48	85
Vanderbilt	65	55	120

	In	Off	2nd	Fast	Bench
Points	Paint	T/O	Chance	Break	
SSUM	31	16	12	9	39
VU	53	27	19	23	64

Last FG - SSUM 2nd-02:04, VU 2nd-00:31.
 Largest lead - SSUM by 1 1st-16:32, VU by 43 2nd-04:53.
 SSUM led for 00:23. VU led for 39:26. Game was tied for 00:11.

Score tied - 0 times.
 Lead changed - 2 times.



Official Basketball Box Score -- Game Totals -- Final Statistics
Vanderbilt vs NC State
 12/01/18 5:00 PM at AmericanAirlines Arena, Miami, Fla.



Vanderbilt 65 • 5-2

#	Player	Total		3-Ptr		Rebounds			PF	TP	A	TO	Blk	Stl	Min
		FG-FGA	FG-FGA	FT-FTA	Off	Def	Tot								
11	SHITTU, Simisola	f	6-12	0-2	3-5	2	4	6	3	15	2	3	3	1	33
15	BROWN, Clevon	f	2-2	0-0	0-2	1	1	2	3	4	2	1	1	1	16
32	RYAN, Matt	f	3-9	1-5	2-2	2	3	5	0	9	0	3	0	1	21
00	LEE, Saben	g	3-7	0-0	9-13	0	1	1	3	15	3	2	0	0	32
02	TOYE, Joe	g	0-6	0-4	1-2	0	1	1	2	1	0	0	1	0	26
01	WETZELL, Yanni	g	1-5	0-3	0-2	0	3	3	2	2	0	0	0	0	13
03	EVANS, Maxwell	g	4-7	1-3	1-2	2	1	3	3	10	1	2	0	0	20
13	MOYER, Matthew	g	0-2	0-1	0-0	2	2	4	1	0	0	0	1	0	14
24	NESMITH, Aaron	g	3-6	1-4	2-2	3	2	5	4	9	1	1	1	1	25
Team						0	3	3							
Totals			22-56	3-22	18-30	12	21	33	21	65	9	12	7	4	200

FG % 1st Half: 12-27 44.4% 2nd half: 10-29 34.5% Game: 22-56 39.3%
 3FG % 1st Half: 1-9 11.1% 2nd half: 2-13 15.4% Game: 3-22 13.6%
 FT % 1st Half: 9-13 69.2% 2nd half: 9-17 52.9% Game: 18-30 60.0%

NC State 80 • 7-1

#	Player	Total		3-Ptr		Rebounds			PF	TP	A	TO	Blk	Stl	Min
		FG-FGA	FG-FGA	FT-FTA	Off	Def	Tot								
33	WALKER, Wyatt	f	2-2	0-0	0-0	1	3	4	5	4	1	2	0	0	18
02	DORN, Torin	g	4-8	0-1	2-3	1	6	7	2						

2018-19 Box Scores



Official Basketball Box Score -- Game Totals -- Final Statistics
Arizona State vs Vanderbilt
 12/17/18 6 p.m. at Nashville, Tenn. (Memorial Gym)



Arizona State 65 • 8-2

#	Player	Total		3-Ptr		Rebounds			PF	TP	A	TO	Blk	Stl	Min
		FG-FGA	FG-FGA	FT-FTA	Off	Def	Tot								
14	Lawrence, Kimani	f	3-12	1-4	0-0	3	5	8	3	7	1	2	0	1	30
23	White, Romello	f	2-4	0-0	5-6	2	3	5	1	9	0	1	0	0	22
43	Cheatham, Zylan	f	3-6	0-1	3-4	1	13	14	3	9	0	1	1	0	33
00	Dort, Luguentz	g	3-13	2-4	2-3	0	1	1	3	10	3	3	0	1	29
01	Martin, Remy	g	3-12	1-5	2-2	2	1	2	3	9	1	1	0	0	29
02	Edwards, Rob	g	4-10	2-4	4-4	0	0	0	4	14	3	0	0	1	25
32	Lake, De'Quon	g	0-0	0-0	0-1	2	1	3	3	7	0	1	0	1	12
35	Cherry, Taeshon	g	3-8	1-6	0-0	1	3	4	2	7	1	1	0	0	20
	Team					3	1	4							
Totals			21-65	7-24	16-20	13	29	42	19	65	9	10	1	4	200

FG % 1st Half: 11-33 33.3% 2nd half: 10-32 31.3% Game: 21-65 32.3%
 3FG % 1st Half: 3-11 27.3% 2nd half: 4-13 30.8% Game: 7-24 29.2%
 FT % 1st Half: 3-4 75.0% 2nd half: 13-16 81.3% Game: 16-20 80.0%

Vanderbilt 81 • 7-2

#	Player	Total		3-Ptr		Rebounds			PF	TP	A	TO	Blk	Stl	Min
		FG-FGA	FG-FGA	FT-FTA	Off	Def	Tot								
11	SHITTU, Simisola	f	4-10	0-1	1-2	0	7	7	3	9	4	2	0	1	37
13	MOYER, Matthew	f	0-2	0-2	0-0	0	0	0	1	0	0	0	0	0	10
32	RYAN, Matt	f	2-11	2-9	5-6	0	1	1	1	11	1	0	0	0	24
00	LEE, Saben	g	2-3	1-2	9-12	0	5	5	2	14	3	4	0	0	29
02	TOYE, Joe	g	4-8	3-4	0-0	1	1	2	3	11	0	0	0	2	23
01	WETZELL, Yanni	g	3-5	1-2	5-5	1	4	5	3	12	1	1	2	0	21
03	EVANS, Maxwell	g	3-5	2-3	0-0	4	4	0	8	3	1	0	0	0	17
15	BROWN, Clevon	g	1-1	0-0	1-2	1	1	2	2	3	0	1	1	0	12
24	NESMITH, Aaron	g	5-10	3-5	0-2	1	4	5	3	13	1	0	1	0	27
	Team					3	5	8							
Totals			24-55	12-28	21-29	7	32	39	18	81	13	10	4	3	200

FG % 1st Half: 14-34 41.2% 2nd half: 10-21 47.6% Game: 24-55 43.6%
 3FG % 1st Half: 6-16 37.5% 2nd half: 4-13 30.8% Game: 12-28 42.9%
 FT % 1st Half: 0-2 0.0% 2nd half: 21-27 77.8% Game: 21-29 72.4%

Officials: Doug Simons, Keith Kimble, Michael Roberts
 Technical fouls: Arizona State-Dort, Luguentz. Vanderbilt-None.
 Attendance: 9271

Score by periods	1st	2nd	Total
Arizona State	28	37	65
Vanderbilt	34	47	81

Last FG - ASU 2nd-01:00, VU 2nd-02:46.
 Largest lead - ASU by 9 1st-16:46, VU by 16 2nd-00:32.
 ASU led for 14:50. VU led for 24:07. Game was tied for 01:02.

	In	Off	2nd	Fast	Bench
Points	Paint	T/O	Chance	Break	
ASU	24	6	11	4	21
VU	24	7	8	4	36

Score tied - 1 time.
 Lead changed - 1 time.



Official Basketball Box Score -- Game Totals -- Final Statistics
Vanderbilt vs Kansas State
 12/22/18 6:01 p.m. CT at Kansas City, Mo. - Sprint Center



Vanderbilt 58 • 7-3

#	Player	Total		3-Ptr		Rebounds			PF	TP	A	TO	Blk	Stl	Min
		FG-FGA	FG-FGA	FT-FTA	Off	Def	Tot								
11	SHITTU, Simisola	f	3-9	0-0	4-4	0	7	7	3	10	2	1	0	0	27
13	MOYER, Matthew	f	0-2	0-2	0-0	0	1	1	3	0	0	0	1	1	9
32	RYAN, Matt	f	4-8	4-7	2-3	0	4	4	4	14	0	2	0	0	29
00	LEE, Saben	g	1-5	0-3	6-6	1	1	2	1	8	4	3	1	0	22
02	TOYE, Joe	g	3-7	3-6	2-3	0	2	2	3	11	2	3	0	0	24
01	WETZELL, Yanni	g	3-6	0-2	2-2	3	6	9	3	8	0	2	0	0	29
03	EVANS, Maxwell	g	0-3	0-1	5-9	0	2	2	0	5	2	2	0	0	24
15	BROWN, Clevon	g	1-1	0-0	0-0	1	0	1	0	2	0	0	0	0	13
24	NESMITH, Aaron	g	0-6	0-4	0-0	1	4	5	5	0	1	2	0	1	23
	Team					0	2	2							
Totals			15-47	7-25	21-27	6	29	35	22	58	11	15	2	2	200

FG % 1st Half: 8-26 30.8% 2nd half: 7-21 33.3% Game: 15-47 31.9%
 3FG % 1st Half: 3-13 23.1% 2nd half: 4-12 33.3% Game: 7-25 28.0%
 FT % 1st Half: 3-4 75.0% 2nd half: 20-23 87.0% Game: 21-27 77.8%

Kansas State 69 • 9-2

#	Player	Total		3-Ptr		Rebounds			PF	TP	A	TO	Blk	Stl	Min
		FG-FGA	FG-FGA	FT-FTA	Off	Def	Tot								
14	MAWIEN, Makol	f	7-10	1-1	0-0	2	3	5	4	15	0	0	1	0	29
20	SNEED, Xavier	f	2-11	1-4	2-2	2	7	9	3	7	4	0	0	1	31
02	DIARRA, Cartier	g	2-6	2-3	4-6	1	6	7	2	10	1	1	1	1	32
03	STOKES, Kamau	g	2-8	0-4	8-12	0	2	2	2	12	5	4	0	0	35
05	BROWN, Barry	g	5-12	1-3	1-2	0	5	5	5	12	2	1	0	3	34
00	McGUIRL, Mike	g	3-6	0-2	0-0	0	2	2	0	6	1	0	0	1	19
01	NEAL-WILLIAMS, Shau	g	0-0	0-0	0-0	0	0	0	0	0	0	0	0	0	0+
21	LOVE III, James	g	0-0	0-0	0-0	0	0	0	0	0	0	0	0	0	0+
23	TRICE, Austin	g	3-5	0-0	1-5	0	2	2	3	7	0	1	0	1	15
34	STOCKARD III, Levi	g	0-0	0-0	0-0	0	0	0	0	0	0	0	0	0	5
	Team					2	0	2							
Totals			24-58	5-17	16-27	7	27	34	19	69	13	7	2	7	200

FG % 1st Half: 12-29 41.4% 2nd half: 12-29 41.4% Game: 24-58 41.4%
 3FG % 1st Half: 3-10 30.0% 2nd half: 2-7 28.6% Game: 5-17 29.4%
 FT % 1st Half: 3-4 75.0% 2nd half: 13-23 56.5% Game: 16-27 59.3%

Officials: Joe DeRosa, Byron Jarrett, Kerby Sitton
 Technical fouls: Vanderbilt-None. Kansas State-None.
 Attendance: 14062

Ninth Wildcat Classic at the Sprint Center

Score by periods	1st	2nd	Total
Vanderbilt	20	38	58
Kansas State	30	39	69

	In	Off	2nd	Fast	Bench
Points	Paint	T/O	Chance	Break	
VU	16	3	4	6	15
KS	30	16	10	4	13

Last FG - VU 2nd-00:53, KS 2nd-03:10.
 Largest lead - VU None, KS by 22 2nd-11:02.
 VU led for 00:00. KS led for 39:46. Game was tied for 00:13.

Score tied - 0 times.
 Lead changed - 0 times.



Official Basketball Box Score -- Game Totals -- Final Statistics
Tennessee State vs Vanderbilt
 12/29/18 12:30 p.m. at Nashville, Tenn. (Memorial Gym)



Tennessee State 76 • 3-9

#	Player	Total		3-Ptr		Rebounds			PF	TP	A	TO	Blk	Stl	Min
		FG-FGA	FG-FGA	FT-FTA	Off	Def	Tot								
02	EGBUTA, Emmanuel	f	2-4	0-0	2-6	4	1	5	5	6	0	1	0	0	12
30	CHAFFEE JR., Stokley	f	2-5	0-0	5-6	2	6	8	3	9	1	1	1	1	27
00	CHANEY, Armani	g	6-8	4-4	0-0	0	3	3	2	16	3	0	0	2	26
10	DAVIS, Tripp	g	2-7	1-5	0-0	0	1	1	3	5	0	0	0	0	19
11	McKNIGHT, Kamar	g	3-16	2-6	2-2	1	4	5	2	10	2	3	0	0	31
01	LITTLEJOHN, Michael	g	2-9	2-6	0-0	0	0	0	1	6	1	0	0	0	19
03	FITPATRICK-DORSEY	g	4-8	1-2	7-8	0	4	4	2	16	1	3	0	0	27
04	MOORE, Damarri	g	0-1	0-0	2-4	0	3	3	2	2	1	2	1	18	
22	CUMMINGS, Daniel	g	0-0	0-0	0-0	0	0	0	0	0	0	0	0	5	
23	HENDERSON, Dalion	g	3-5	0-0	0-0	2	2	4	3	6	0	2	0	0	16
	Team					1	1	2							
Totals			24-63	10-23	18-26	10	25	35	23	76	10	11	3	4	200

FG % 1st Half: 12-33 36.4% 2nd half: 12-30 40.0% Game: 24-63 38.1%
 3FG % 1st Half: 7-15 46.7% 2nd half: 3-8 37.5% Game: 10-23 43.5%
 FT % 1st Half: 4-6 66.7% 2nd half: 14-20 70.0% Game: 18-26 69.2%

Vanderbilt 95 • 8-3

#	Player	Total		3-Ptr		Rebounds			PF	TP	A	TO	Blk	Stl	Min
		FG-FGA	FG-FGA	FT-FTA	Off	Def	Tot								
01	WETZELL, Yanni	f	1-4	0-2	2-2	0	0	0	3	4	0	1	1	3	25
11	SHITTU, Simisola	f	2-9	0-1	6-7										

2018-19 Box Scores



Official Basketball Box Score -- Game Totals -- Final Statistics
Ole Miss vs Vanderbilt
 01/05/19 7:30 p.m. at Nashville, Tenn. (Memorial Gym)



Ole Miss 81 • 11-2 1-0

#	Player	Total		3-Ptr		Rebounds			PF	TP	A	TO	Blk	Stl	Min
		FG-FGA	FG-FGA	FT-FTA	Off	Def	Tot								
00	Hinson, Blake	f	3-6	1-2	4-4	0	3	3	4	11	1	1	0	1	28
13	Olejniczak, Dominik	c	4-6	0-0	0-1	2	1	3	4	8	0	0	2	1	25
02	Shuler, Devontae	g	2-10	0-4	7-8	2	5	7	1	11	6	2	0	2	37
03	Davis, Terence	g	4-8	2-4	1-2	0	5	5	4	11	1	2	0	1	21
04	Tyree, Breein	g	11-16	3-5	6-6	0	4	4	2	31	3	2	1	0	36
01	Naylor, Zach	g	0-0	0-0	0-0	1	0	1	1	0	2	0	1	0	8
12	Stevens, Bruce	g	2-6	0-2	0-0	0	3	3	2	4	0	1	0	0	15
14	Buffen, KJ	g	2-4	0-0	1-1	2	5	7	3	5	2	4	2	1	20
20	Davis, D.C.	g	0-1	0-1	0-0	0	2	2	0	0	0	0	0	0	10
Team					1		0		1						
Totals			28-57	6-18	19-22	8	28	36	21	81	15	12	6	6	200

FG % 1st Half: 13-31 41.9% 2nd half: 15-26 57.7% Game: 28-57 49.1%
 3FG % 1st Half: 4-10 40.0% 2nd half: 2-8 25.0% Game: 6-18 33.3%
 FT % 1st Half: 5-7 71.4% 2nd half: 14-15 93.3% Game: 19-22 86.4%

Vanderbilt 71 • 9-4 0-1

#	Player	Total		3-Ptr		Rebounds			PF	TP	A	TO	Blk	Stl	Min
		FG-FGA	FG-FGA	FT-FTA	Off	Def	Tot								
01	WETZELL, Yanni	f	3-6	0-1	1-3	1	2	3	3	7	0	1	1	2	28
11	SHITTU, Simisola	f	6-9	0-0	9-15	2	7	9	2	21	3	2	1	1	33
32	RYAN, Matt	f	3-7	3-5	0-0	0	0	0	2	9	1	1	0	2	28
00	LEE, Saben	g	3-12	0-2	3-6	0	5	5	2	9	5	2	0	1	35
02	TOYE, Joe	g	4-12	1-6	3-3	3	4	7	2	12	1	0	1	0	33
03	EVANS, Maxwell	g	0-1	0-1	0-0	0	0	0	0	0	1	0	0	0	9
13	MOYER, Matthew	g	0-0	0-0	1-2	1	1	2	0	1	1	1	0	0	8
15	BROWN, Clevon	g	2-4	0-0	0-0	2	0	2	0	4	0	0	1	0	8
24	NESMITH, Aaron	g	3-9	2-5	0-0	1	2	3	5	8	1	1	1	1	18
Team					3		1		4						
Totals			24-60	6-20	17-29	13	22	35	16	71	13	10	5	7	200

FG % 1st Half: 13-31 41.9% 2nd half: 11-29 37.9% Game: 24-60 40.0%
 3FG % 1st Half: 1-7 14.3% 2nd half: 5-13 38.5% Game: 6-20 30.0%
 FT % 1st Half: 5-10 50.0% 2nd half: 12-19 63.2% Game: 17-29 58.6%

Officials: Pat Adams, R.B. Clyburn, Robert Felder
 Technical fouls: Ole Miss-Buffen, KJ. Vanderbilt-None.
 Attendance: 10422

Score by periods	1st	2nd	Total
Ole Miss	35	46	81
Vanderbilt	32	39	71

Last FG - OM 2nd-01:24, VU 2nd-03:46.
 Largest lead - OM by 10 2nd-00:31, VU by 6 1st-18:36.
 OM led for 15:36. VU led for 17:02. Game was tied for 07:22.

Points	In	Off	2nd	Fast	Bench
OM	Paint	T/O	Chance	Break	
VU	28	7	6	2	9
VU	36	13	10	4	13

Score tied - 10 times.
 Lead changed - 13 times.



Official Basketball Box Score -- Game Totals -- Final Statistics
Vanderbilt vs Georgia
 01/09/19 6:30 PM ET at Stegeman Coliseum - Athens, Ga.



Vanderbilt 63 • 9-5, 0-2

#	Player	Total		3-Ptr		Rebounds			PF	TP	A	TO	Blk	Stl	Min
		FG-FGA	FG-FGA	FT-FTA	Off	Def	Tot								
01	WETZELL, Yanni	f	3-7	1-2	1-1	3	2	5	1	8	0	1	0	0	22
11	SHITTU, Simisola	f	5-15	0-0	0-2	4	10	14	1	10	3	2	1	1	28
24	NESMITH, Aaron	f	3-10	1-6	2-4	5	3	8	4	9	0	2	1	2	29
32	RYAN, Matt	f	1-6	1-6	0-0	0	1	1	3	3	1	0	0	0	18
00	LEE, Saben	g	4-9	1-1	3-3	0	2	2	2	12	2	2	0	2	28
02	TOYE, Joe	g	2-9	0-4	2-2	0	0	0	3	6	1	0	0	0	28
03	EVANS, Maxwell	g	3-7	2-5	2-2	0	4	4	3	10	1	1	0	2	25
13	MOYER, Matthew	g	2-6	0-1	1-1	1	0	1	2	5	0	1	0	1	17
15	BROWN, Clevon	g	0-1	0-0	0-0	0	1	1	1	0	0	1	0	0	5
Team					5		5		1						
Totals			23-70	6-25	11-15	18	23	41	21	63	8	10	2	8	200

FG % 1st Half: 13-35 37.1% 2nd half: 10-35 28.6% Game: 23-70 32.9%
 3FG % 1st Half: 3-10 30.0% 2nd half: 3-15 20.0% Game: 6-25 24.0%
 FT % 1st Half: 4-8 50.0% 2nd half: 7-7 100.0% Game: 11-15 73.3%

Georgia 82 • 9-5, 1-1

#	Player	Total		3-Ptr		Rebounds			PF	TP	A	TO	Blk	Stl	Min
		FG-FGA	FG-FGA	FT-FTA	Off	Def	Tot								
20	HAMMONDS, RAYSHAU	f	6-13	2-6	5-5	2	4	6	3	19	0	3	2	0	29
33	CLAXTON, NICOLAS	f	3-10	0-3	3-7	2	10	12	4	9	1	1	5	2	29
34	OGBEIDE, DEREK	f	7-9	0-0	1-2	3	6	9	1	15	1	2	1	0	29
00	JACKSON II, WILLIAM	g	2-2	2-2	2-2	1	0	1	2	8	2	0	1	0	28
01	HIGHTOWER, TESHUAUN	g	4-8	1-4	2-3	0	4	4	0	11	2	0	0	1	21
02	HARRIS, JORDAN	g	0-0	0-0	0-0	0	0	0	0	0	0	1	1	0	1
04	CRUMP, TYREE	g	2-5	2-4	2-2	0	1	1	0	8	4	0	0	0	18
11	HARRISON, CHRISTIAN	g	0-0	0-0	0-0	0	0	0	0	0	0	0	0	0	2
13	WILRIDGE, ETORRION	g	1-4	0-1	2-2	1	1	2	2	4	3	2	2	0	19
14	FAGAN, TYE	g	1-3	0-1	0-0	1	3	4	0	2	0	1	0	0	7
25	NGUMEZI, AMANZE	g	0-2	0-2	0-0	1	0	1	2	0	0	1	0	0	9
32	EDWARDS, MIKE	g	0-0	0-0	0-0	0	0	0	0	0	0	0	0	0	1
43	SARGIUNAS, IGNAS	g	2-4	2-3	0-0	0	0	0	0	6	0	1	0	1	7
Team					1		2		3						
Totals			28-60	9-26	17-23	12	31	43	14	82	13	12	12	4	200

FG % 1st Half: 12-32 37.5% 2nd half: 16-28 57.1% Game: 28-60 46.7%
 3FG % 1st Half: 2-12 16.7% 2nd half: 7-14 50.0% Game: 9-26 34.6%
 FT % 1st Half: 8-13 61.5% 2nd half: 9-10 90.0% Game: 17-23 73.9%

Officials: Michael Stephens, Tony Green, Brian O'Connell
 Technical fouls: Vanderbilt-TEAM. Georgia-None.
 Attendance: 9429

Score by periods	1st	2nd	Total
Vanderbilt	33	30	63
Georgia	34	48	82

Last FG - VU 2nd-02:53, UGA 2nd-02:29.
 Largest lead - VU by 5 1st-11:34, UGA by 21 2nd-00:59.
 VU led for 06:48. UGA led for 28:11. Game was tied for 05:01.

Points	In	Off	2nd	Fast	Bench
VU	Paint	T/O	Chance	Break	
UGA	34	23	17	11	21
UGA	36	11	12	5	20

Score tied - 8 times.
 Lead changed - 6 times.



Official Basketball Box Score -- Game Totals -- Final Statistics
Vanderbilt vs Kentucky
 01/12/19 8:30pm at Rupp Arena - Lexington, KY



Vanderbilt 47 • 9-6, 0-3

#	Player	Total		3-Ptr		Rebounds			PF	TP	A	TO	Blk	Stl	Min
		FG-FGA	FG-FGA	FT-FTA	Off	Def	Tot								
24	NESMITH, Aaron	f	5-11	1-6	0-0	2	3	5	3	11	1	1	0	0	35
32	RYAN, Matt	f	1-7	1-6	0-0	0	1	1	3	3	0	0	1	0	24
11	SHITTU, Simisola	c	4-10	0-1	0-1	3	2	5	2	8	0	3	1	1	32
00	LEE, Saben	g	2-6	1-2	4-6	0	1	1	2	9	2	0	0	1	31
02	TOYE, Joe	g	3-7	2-6	1-3	1	5	6	0	9	1	0	0	0	36
01	WETZELL, Yanni	g	0-1	0-0	0-0	0	0	0	0	1	0	1	1	0	9
03	EVANS, Maxwell	g	0-1	0-0	0-0	0	1	1	2	0	2	4	0	1	15
13	MOYER, Matthew	g	2-4	2-4	1-2	0	1	1	1	7	0	1	1	1	14
15	BROWN, Clevon	g	0-0	0-0	0-0	0	0	0	0	0	0	0	0	0	4
Team					1		0		1						
Totals			17-47	7-25	6-12	7	14	21	14	47	6	12	4	4	200

FG % 1st Half: 11-22 50.0% 2nd half: 6-25 24.0% Game: 17-47 36.2%
 3FG % 1st Half: 5-11 45.5% 2nd half: 2-14 14.3% Game: 7-25 28.0%
 FT % 1st Half: 3-7 42.9% 2nd half: 3-5 60.0% Game: 6-12 50.0%

Kentucky 56 • 12-3, 2-1

#	Player	Total		3-Ptr		Rebounds			PF	TP	A	TO	Blk	Stl	Min
		FG-FGA	FG-FGA	FT-FTA	Off	Def	Tot								
22	Travis, Reid	f	2-6	0-0	1-2	3	9	12	2	5	1	2	2	0	30
25															

2018-19 Box Scores



Official Basketball Box Score -- Game Totals -- Final Statistics
Mississippi State vs Vanderbilt
 01/19/19 7:30 p.m. at Nashville, Tenn. (Memorial Gym)



Mississippi State 71 • 14-3, 2-2 SEC

#	Player	Total		FT-FTA	Rebounds			PF	TP	A	TO	Blk	Stl	Min	
		FG-FGA	3-Ptr		Off	Def	Tot								
24	Abdul Ado	f	1-1	0-0	2-2	2	1	3	3	4	0	1	2	1	12
35	Aric Holman	f	4-9	2-5	0-0	3	6	9	3	10	3	2	0	0	26
00	Nick Weatherspoon	g	2-7	0-2	2-2	0	2	2	3	6	1	1	0	2	34
02	Lamar Peters	g	3-6	1-4	0-0	0	2	2	4	7	2	2	0	0	22
11	Q Weatherspoon	g	6-12	0-0	5-7	1	7	8	2	17	4	0	0	0	32
01	Reggie Perry		3-6	0-1	0-0	2	6	8	2	6	0	0	1	0	21
12	Robert Woodard II		3-8	0-1	3-3	1	3	4	3	9	2	1	0	0	20
22	KeyShawn Feazell		1-2	0-0	0-0	1	0	1	1	2	0	0	0	0	7
23	Tyson Carter		4-8	2-6	0-0	0	3	3	1	10	1	2	0	1	26
Team						0	0	0							
Totals			27-59	5-19	12-14	10	30	40	22	71	13	9	3	4	200

FG % 1st Half: 12-30 40.0% 2nd half: 15-29 51.7% Game: 27-59 45.8% Deadball Rebounds 1
 3FG % 1st Half: 3-10 30.0% 2nd half: 2-9 22.2% Game: 5-19 26.3%
 FT % 1st Half: 8-10 80.0% 2nd half: 4-4 100.0 Game: 12-14 85.7%

Vanderbilt 55 • 9-8, 0-5 SEC

#	Player	Total		FT-FTA	Rebounds			PF	TP	A	TO	Blk	Stl	Min	
		FG-FGA	3-Ptr		Off	Def	Tot								
11	SHITTU, Simisola	f	2-7	1-2	2-7	1	4	5	0	7	2	2	0	0	27
24	NESMITH, Aaron	f	4-10	2-6	1-2	1	5	6	3	11	0	2	0	0	35
32	RYAN, Matt	f	1-4	1-4	0-0	0	1	1	2	3	0	0	0	2	14
00	LEE, Saben	g	4-9	0-0	5-8	1	5	6	2	13	3	2	0	0	38
02	TOYE, Joe	g	3-8	1-3	0-1	0	1	1	1	7	1	1	0	1	25
01	WETZELL, Yanni		2-5	0-2	3-4	1	3	4	2	7	0	3	0	0	13
03	EVANS, Maxwell		0-1	0-1	1-2	0	0	0	0	1	0	1	0	0	12
13	MOYER, Matthew		2-3	0-1	2-2	2	2	4	1	6	0	3	2	0	24
15	BROWN, Clevon		0-2	0-0	0-0	1	2	3	0	0	0	0	0	0	12
Team						0	0	0							
Totals			18-49	5-19	14-26	7	23	30	11	55	6	14	2	3	200

FG % 1st Half: 10-30 33.3% 2nd half: 8-19 42.1% Game: 18-49 36.7% Deadball Rebounds 6
 3FG % 1st Half: 3-9 33.3% 2nd half: 2-10 20.0% Game: 5-19 26.3%
 FT % 1st Half: 4-9 44.4% 2nd half: 10-17 58.8% Game: 14-26 53.8%


Officials: Patrick Evans, Byron Jarrett, Gerald Williams
 Technical fouls: Mississippi State-Lamar Peters. Vanderbilt-None.
 Attendance: 9570

Score by periods	1st	2nd	Total
Mississippi State	35	36	71
Vanderbilt	27	28	55

Points	In	Off	2nd	Fast	Bench
MS	40	18	7	8	27
VU	24	2	6	4	14

Last FG - MS 2nd-01:20, VU 2nd-01:06. Score tied - 0 times.
 Largest lead - MS by 22 2nd-06:03, VU None. Lead changed - 0 times.
 MS led for 39:09, VU led for 00:00. Game was tied for 00:51.

HEAD COACH BRYCE DREW



THE DREW FILE

High School: Valparaiso (Ind.), '94
College: Bachelor of Arts In Sports Management, Valparaiso, '98
Family: Wife, Tara, son Bryson (4)



DREW THROUGH THE YEARS

Year	School	Position	W-L	Conf.	Postseason
2019	Vanderbilt	Head Coach	9-8	0-5	-
2018	Vanderbilt	Head Coach	12-20	6-12	-
2017	Vanderbilt	Head Coach	19-16	10-8	NCAA First Round
2016	Valparaiso	Head Coach	30-7	16-2	NIT Finals
2015	Valparaiso	Head Coach	28-6	13-3	NCAA Second Round
2014	Valparaiso	Head Coach	18-16	9-7	CollegInsider.com First Round
2013	Valparaiso	Head Coach	26-8	13-3	NCAA Second Round
2012	Valparaiso	Head Coach	22-12	14-4	NIT First Round
2011	Valparaiso	Assistant Coach	23-12	12-6	CollegInsider.com First Round
2010	Valparaiso	Assistant Coach	15-17	10-8	-
2009	Valparaiso	Assistant Coach	9-22	5-13	-
2008	Valparaiso	Assistant Coach	22-14	9-9	College Basketball Invite 2nd Rd.
2007	Valparaiso	Assistant Coach	16-15	9-5	-
2006	Valparaiso	Assistant Coach	17-12	8-8	-
2005	Valencia (Spain)	Player	38-14		Champions League Second Round
2004	New Orleans (NBA)	Player	41-41		East 1st round
2003	New Orleans (NBA)	Player	47-35		East 1st round
2002	Charlotte (NBA)	Player	44-38		East Semifinals
2001	Chicago (NBA)	Player	15-67		-
2000	Houston (NBA)	Player	34-48		-
1999	Houston (NBA)	Player	31-19		West 1st round
1998	Valparaiso	Player	23-10	13-3	NCAA Regional Semifinals
1997	Valparaiso	Player	24-7	13-3	NCAA First Round
1996	Valparaiso	Player	22-10	13-5	NCAA First Round
1995	Valparaiso	Player	20-8	14-4	-
Head Coach Totals			164-93	81-44	
Totals at Vanderbilt (Head Coach)			40-44	16-25	
Totals at Valparaiso (Head Coach)			124-49	65-19	
Totals at Valparaiso (Assistant)			102-92	53-49	
Totals at Valparaiso (playing)			89-35	53-15	
Totals as NBA Player			212-248		

3	Three-time Conference Coach of the Year
25	Averaged 25 wins a year in five years at Valparaiso
27	27th coach in Vanderbilt basketball history, and ninth of the modern era.
5	Postseason appearances as a head coach, including three in the NCAA Tournament and two in the NIT.
16	Coached 16 All-Conference honorees.
30	Won 30 games with Valparaiso in 2015-16.
2,142	Career points scored at Valparaiso - the 2nd most in the program's history. He is also the program's leader in 3-pointers made (364) and assists (626).
2	Two-time NABC District 12 Coach of the Year
6	Played six seasons in the NBA... Two with Houston, one with Chicago, and three with Charlotte/New Orleans
1,000	Scored over 1,000 points in his NBA career.
12	Played alongside 12 NBA All-Stars
3	Played with three players named among the Top 50 NBA Players of All Time - Charles Barkley, Hakeem Olajuwon, and Scottie Pippin
10	Recruited a consensus Top 10 recruiting class for the class of 2018.



**VANDERBILT
ATHLETIC COMMUNICATIONS**

INTERVIEW POLICY

Vanderbilt head coach Bryce Drew and selected Vanderbilt players will be available to the media before practice on a weekly basis during the non-conference season, and bi-weekly during the SEC season.

The times for those media sessions will be emailed to media members in advance of those pre-practice interviews.

Media may photograph the first 20 minutes of practice. All practices are closed to the public.

POSTGAME INTERVIEW POLICY

Vanderbilt head coach Bryce Drew will enter the Memorial Gym interview room after the NCAA-mandated 10-minute cooling off period, and after the visiting team makes an appearance in the interview room.

VUCOMMODORES.COM

The official website of Vanderbilt athletics, vucommo-
dore.com, includes pregame notes, season statistics,
videos of press conferences and meetings with the media,
live stats, twitter feeds, and streaming audio and video of
everything that is Commodore athletics.

@VANDYMBB

The official Twitter feed of Vanderbilt men's basketball,
follow the latest information and get breaking news on Com-
modore basketball.

VU QUICK FACTS

Location Nashville, Tenn.
Founded 1873
Conference Southeastern
Enrollment 6,738
Nickname Commodores
Colors Black and Gold
Home Arena Memorial Gymnasium (14,316)
Chancellor Nicholas Zeppos
Vice Chancellor David Williams II
Faculty Rep. Dr. Susan Wentz

Athletic Communications

Men's Basketball SID Andy Boggs
Media Relations Address 2601 Jess Neely Dr.
..... Nashville, TN 37212
Office Phone (615) 343-1847
E-Mail Andy.Boggs@Vanderbilt.edu

INS AND OUTS

Career Games Played	Player	Games	Starts	Cons. Starts
Joe Toye	113	37	2	2
Matt Ryan	88	20	16	16
Clevon Brown	82	6	-	-
Yanni Wetzell	75	64	-	-
Matthew Moyer	51	23	-	-
Saben Lee	48	45	41	41
Maxwell Evans	44	15	-	-
Aaron Nesmith	16	3	3	3
Simisola Shittu	16	16	16	16
Darius Garland	5	5	-	-
Isaiah Rice	5	-	-	-
Mac Hunt	3	-	-	-

Double-Digit Scoring Games			
Player	Career (Record)	'18-19	Cons.
Joe Toye	27 (15-12)	9 (6-3)	-
Saben Lee	28 (13-15)	11 (7-4)	1 (0-1)
Matt Ryan	12	7 (6-1)	-
Simisola Shittu	13 (8-5)	13 (8-5)	-
Maxwell Evans	7 (4-3)	4 (2-2)	-
Aaron Nesmith	5 (3-2)	5 (3-2)	2 (0-2)
Darius Garland	3 (3-0)	3 (3-0)	-
Matthew Moyer	3 (3-0)	3 (3-0)	-
Clevon Brown	1 (1-0)	-	-
Yanni Wetzell	3 (3-0)	3 (3-0)	-

Double-Digit Rebounding Games			
Player	Career	'18-19	Cons.
Simisola Shittu	3 (2-1)	3 (2-1)	-
Aaron Nesmith	1 (1-0)	1 (1-0)	-

Double-Doubles			
Player	Career	'18-19	Cons.
Simisola Shittu	2 (2-1)	2 (2-1)	-
Aaron Nesmith	1 (1-0)	1 (1-0)	-

SEC PRESEASON POLL

Preseason Media Poll, Pts

1. Kentucky
2. Tennessee
3. Auburn
4. Mississippi State
5. Florida
6. LSU
7. Alabama
8. Vanderbilt
9. Missouri
10. Arkansas
11. South Carolina
12. Texas A&M
13. Georgia
14. Ole Miss

First Team All-SEC

- Daniel Gafford – Arkansas
- Reid Travis – Kentucky
- Tremont Waters – LSU
- Chris Silva – South Carolina
- Grant Williams – Tennessee

Second Team All-SEC

- Bryce Brown – Auburn
- Jared Harper – Auburn
- Jalen Hudson – Florida
- PJ Washington – Kentucky
- Quinnndary Weatherspoon – Mississippi State
- Jontay Porter – Missouri
- Admiral Schofield – Tennessee

SEC Player of the Year

- Grant Williams – Tennessee

2018-19 TRENDS

Winning Opening Tip	7-5
Losing Opening Tip	2-3
VU Scores First	6-4
Opponent Scores First	3-4
Leading at Halftime	9-2
Trailing at Halftime	0-6
Tied at Halftime	0-0
Leading with Five Minutes Remaining	9-1
Trailing with Five Minutes Remaining	0-7
Tied with Five Minutes Remaining	0-0
Leading with Two Minutes Remaining	9-1
Trailing with Two Minutes Remaining	0-7
Tied with Two Minutes Remaining	0-0
Overtime	0-0
Games Decided by Three Points or Less	0-2
Games Decided by 4-10 Points	2-3
Games Decided by 11-20 Points	3-4
Games Decided by 21-plus Points	4-0
VU Shoots 50% or Better	5-0
VU Shoots 40% or Better	4-3
VU Shoots Lower Than 40%	1-5
Opponent Shoots 50% or Better	0-1
Opponent Shoots 40% or Better	3-6
Opponent Shoots Lower Than 40%	6-0
VU Outshoots Opponent	8-3
VU Outshot by Opponent	1-5
Shoot Same Percentage	0-0
VU Scores 70 Points or More	6-3
VU Scores Less Than 70 Points	0-5
VU Scores 80 Points or More	4-0
VU Scores 90 Points or More	4-0
Opponent Scores 70 Points or More	5-3
Opponent Scores Less Than 70 Points	4-2
Opponent Scores 80 Points or More	1-3
Opponent Scores 90 Points or More	0-0
Makes More 3-Pointers Than Opponent	6-3
Makes Fewer 3-Pointers Than Opponent	3-3
3-Pointers are Equal	0-2
Outrebounds Opponent	7-2
Outrebounded by Opponent	2-6
Rebounds are Equal	0-0
Playing on National TV	2-6
Playing on Regional TV	0-0
Online Only	7-2
Playing on Weekday	6-3
Playing on Weekend	2-4
Game Tips Before 6 p.m. CT (afternoons)	2-3
Game Tips After 6 p.m. CT (evenings)	7-5
In White Uniforms	8-3
In Gold Uniforms	0-1
In Black Uniforms	1-4
In Grey Uniforms	0-0
In November	5-1
In December	3-2
In January	0-5
In February	0-0
In March	0-0
Home	8-4
Neutral	0-1
Away	1-3
Conferences	
vs. Non-Conference	9-3
ACC	0-1
ASUN	1-0
Big 12	0-1
Big South	2-0
C-USA	1-0
Mid-American	0-1
Mid-Eastern Athletic	1-0
Ohio Valley	1-0
Pac 12	2-0
SWAC	1-0
Vs. SEC	0-5
Lineups	
Garland, Lee, Ryan, Toye, Shittu	4-1
Brown, Lee, Ryan, Shittu, Toye	1-1
Lee, Moyer, Ryan, Shittu, Toye	2-1
Lee, Ryan, Shittu, Toye, Wetzell	2-1
Lee, Nesmith, Ryan, Shittu, Wetzell	0-1
Lee, Nesmith, Ryan, Shittu, Toye	0-3

2018-19 Roster

No.	Name	Pos.	Ht.	Wt.	Cl.-Yr	Hometown (Previous School)
0	Saben Lee	G	6-2	183	So. - 2nd	Phoenix, Ariz. (Corona Del Sol)
1	Yanni Wetzell	F/C	6-10	240	R-Jr. - 4th	Auckland, N.Z. (St. Mary's (Texas)/Westlake Boys)
2	Joe Toye	G/F	6-7	210	Sr. - 4th	Chicago, Ill. (Whitney Young)
3	Maxwell Evans	G	6-2	192	So. - 2nd	Houston, Texas (Bellaire)
10	Darius Garland	G	6-2	175	Fr. - 1st	Nashville, Tenn. (Brentwood Academy)
11	Simisola Shittu	F/C	6-10	240	Fr. - 1st	Burlington, Ont. (Vermont Academy)
13	Matthew Moyer	F	6-8	217	R-So. - 3rd	Gahanna, Ohio (Syrcause/South Kent Prep/Lincoln)
14	Isaiah Rice	G	5-11	195	So. - 2nd	Indianapolis, Ind. (Park Tudor)
15	Clevon Brown	F	6-8	240	Jr. -3rd	San Antonio, Texas (Churchill)
24	Aaron Nesmith	F	6-6	213	Fr. - 1st	Charleston, S.C. (Porter Gaud)
30	Mac Hunt	G	6-6	182	Fr. - 1st	Chattanooga, Tenn. (McCallie)
32	Matt Ryan	F	6-8	215	R-Jr. - 4th	Cortlandt Manor, N.Y. (Notre Dame/Iona Prep)
50	Ejike Obinna	F/C	6-10	240	So. - 2nd	Enugu, Nigeria (Virginia Academy (Va.))

COACHING STAFF

Head Coach..... **Bryce Drew** (Valparaiso, 1998) - 3rd
 Associate Head Coach..... **Roger Powell** (Illinois, 2005) - 3rd
 Assistant Coach..... **Jake Diebler** (Valparaiso, 2009) - 3rd
 Assistant Coach..... **Casey Shaw** (Toledo, 1998) - 3rd
 Director of Scouting..... **Luke Simons** (Purdue, 2005) - 3rd
 Director of Operations..... **Matt Olinger** (Liberty, 2007) - 3rd

SUPPORT STAFF

Athletic Communications Dir. **Andy Boggs** (Florida State, 1998)
 Academic Support... **Max Maurice Martin** (South Carolina St., 1991)
 Athletic Trainer..... **Brandon Wells** (UW-Stevens Point, 2007)
 Strength and Conditioning..... **Jeremy Anderson** (Liberty, 2011)

PRONUNCIATION GUIDE

Clevon Brown..... **CLEE-von**
 Jake Diebler..... **DEEB-ler**
 Aaron Nesmith..... **NEE-smith**
 Ejike Obinna..... **EH-Je-KAY Oh-Bean-a**
 Simisola Shittu..... **SIMI-sola Shi-TU**
 Joe Toye..... **TOY**

ROSTER BY CLASS

Seniors (1)

Joe Toye Chicago, Ill.

Juniors (3)

Clevon Brown..... San Antonio, Texas
Matt Ryan..... Cortlandt Manor, N.Y.
Yanni Wetzell..... Auckland, N.Z.

Sophomores (5)

Maxwell Evans..... Houston, Texas
Saben Lee..... Phoenix, Ariz.
Matthew Moyer..... Gahanna, Ohio
Ejike Obinna..... Enugu, Nigeria
Isaiah Rice..... Indianapolis, Ind.

Freshman (4)

Darius Garland..... Nashville, Tenn.
Mac Hunt..... Chattanooga, Tenn.
Aaron Nesmith..... Charleston, S.C.
Simisola Shittu..... Burlington, Ont.



MEMORIAL MAGIC - THE HOME TO VANDERBILT HOOPS SINCE 1952

HISTORIC MEMORIAL GYMNASIUM IN 67TH SEASON

Storied Memorial Gymnasium is in its 67th season as the host venue of Vanderbilt basketball. The SEC's most historic hoops setting has played host to more than 950 men's contests as well as the 1984 and 1991 SEC Tournaments and 40 men's and women's NCAA Tournament contests (since the early 1980s).

As the oldest gymnasium in the SEC, Memorial Gymnasium is renowned for its end zone benches, raised floor and unique atmosphere. It was dedicated in 1952 as a memorial to all Vanderbilt men and women who served in World War II. It was built by the late master architect Edwin Keeble, who was commissioned to build a combination gymnasium/concert hall.

.778	All-time winning percentage at Memorial Gym (802-231).
.887	Winning percentage against non-conference opponents since 1990 (220-28).
6	Undefeated seasons at home.

Winningest Coaches at Memorial Gymnasium

Coach	Yrs	Record
1. Kevin Stallings (2000-16)	17	226-65
2. Roy Skinner (1959, 1962-76)	16	181-41
3. Bob Polk (1948-58, 1960-61)	8	96-15
4. C.M. Newton (1982-89)	8	91-37
5. Jan van Breda Kolff (1994-99)	6	75-20
6. Eddie Fogler (1990-93)	4	54-12

Coach Drew at Memorial Gymnasium

Coach	Yr	Record
Bryce Drew	2016-17	11-5
	2017-18	11-7
	2018-19	8-4
	Total	28-16

ANNUAL ATTENDANCE FIGURES

Year	All Games	Attendance	Average	NCAA Rank	SEC Games	SEC Attendance	Average
2018-19	12	107,436	8,593	-	3	28,392	9,464
2017-18	18	165,131	9,174	46	9	89,065	9,896
2016-17	16	154,169	9,636	45	9	92,645	10,294
2015-16	16	178,167	11,135	36	9	107,318	11,924
2014-15	19	168,377	8,862	51	9	88,830	9,870
2013-14	16	152,539	9,534	45	9	92,455	10,273
2012-13	15	159,557	10,637	36	9	100,986	11,221
2011-12	18	246,561	13,698	18	8	112,368	14,046
2010-11	17	234,632	13,802	18	8	114,346	14,293
2009-10	16	217,965	13,623	21	8	113,539	14,192
2008-09	17	225,686	13,276	25	8	112,833	14,104
2007-08	19	254,954	13,418	22	8	113,713	14,214
2006-07	17	204,511	12,030	31	8	109,043	13,630
2005-06	16	195,159	12,197	24	8	108,258	13,532
2004-05 [^]	19	191,678	10,088	43	8	105,357	13,170
2003-04	17	192,301	11,312	33	8	106,990	13,374
2002-03	16	153,123	9,570	46	8	96,906	12,113
2001-02	17	150,325	8,843	50	8	93,873	11,734
2000-01	19	186,468	9,814	45	8	102,055	12,757
1999-00*	18	197,770	10,987	30	8	106,741	13,343
1998-99	16	192,538	12,034	26	8	106,128	13,266
1997-98	16	213,974	13,373	21	8	117,819	14,727
1996-97	16	207,771	12,986	25	8	120,214	15,027
1995-96	18	226,354	12,575	28	8	112,996	14,125
1994-95	13	183,042	14,080	17	8	118,932	14,867
1993-94	16	223,997	14,000	15	8	121,345	15,168
1992-93	14	212,156	15,154	11	8	122,536	15,317
1991-92	17	210,585	12,387	29	8	115,104	14,388
1990-91	16	214,638	13,415	19	9	133,482	14,831
1989-90	19	259,992	13,684	18	9	136,136	15,126
1988-89	15	224,657	14,977	13	9	137,212	15,246
1987-88	16	223,747	13,984	14	9	138,393	15,377
1986-87	17	226,343	13,314	14	9	130,854	14,539
1985-86	15	200,806	13,387	14	9	128,059	14,229
1984-85	16	194,390	12,149	17	9	122,514	13,613
1983-84	18	249,292	13,850	10	9	135,546	15,050
1982-83	17	237,584	13,976	9	9	135,418	15,046
1981-82	14	202,225	14,445	9	9	131,699	14,633
1980-81	15	227,478	15,165	9	9	136,436	15,160
1979-80	15	228,029	15,202	5	9	138,754	15,417
1978-79	14	215,330	15,380	5	9	139,930	15,547
1977-78	14	207,375	14,813	5	9	134,232	14,915
1976-77	15	211,966	14,131	4	9	149,108	16,568
1975-76	13	180,901	13,915	-	9	135,375	15,042
1974-75	12	178,527	14,877	-	9	134,304	14,923
1973-74	12	182,728	15,227	-	9	140,252	15,584
1972-73	12	173,567	14,464	-	9	131,193	14,577
1971-72	12	156,778	13,065	-	9	120,172	13,352
1970-71	12	170,634	14,220	-	9	130,260	14,473
1969-70	12	176,763	14,730	-	9	135,745	14,861
1968-69	12	126,896	10,575	-	9	95,300	10,589
1967-68	12	129,722	10,810	-	9	96,274	10,697
1966-67	12	105,492	8,791	-	9	79,173	8,797
1965-66	12	106,022	8,835	-	9	62,368	8,910
1964-65	12	98,821	8,235	-	9	65,712	8,214
1963-64	12	84,827	7,069	-	6	35,684	5,947
1962-63	12	75,261	6,272	-	6	46,183	6,598
1961-62	13	73,640	5,665	-	8	47,357	5,920
1960-61	13	74,187	5,707	-	7	45,549	6,507
1959-60	14	76,199	5,443	-	8	46,064	5,758

[^] First year capacity increased from 14,168 to 14,316; * First year capacity decreased from 15,311 to 14,168



VANDERBILT BASKETBALL QUICK HITTERS

- This is the 116th year of Vanderbilt basketball, with the first season taking place in 1900-01. There were no teams in 1904-05 and 1905-06.
- The Commodores have been named to 15 NCAA Tournaments and 12 NIT's. Vanderbilt advanced to the Elite 8 in 1965 (field of 23), and the Sweet 16 in 1988, 1993, 2004, and 2007. The Commodores captured the NIT Championship in 1990 and finished runner-up in 1994.
- The Commodores are a charter member of the SEC, with the 2018-19 season being the 86th year in the conference.
- Vanderbilt is the only private institution in the SEC with the lowest enrollment of any of the 14 schools (6,738).
- Vanderbilt's Perry Wallace became the first African-American scholarship basketball player in the SEC when he took the court in 1967.
- The Commodores have 48 career 1,000-point scorers, with Shan Foster (2004-08) the all-time leading scorer with 2,011 career points.
- Vanderbilt has had 12 All-Americans since 1950. They are: Billy Joe Adcock (1950), Clyde Lee (1965), Tom Hagan (1969), Jan van Breda Kolff (1974), Will Perdue (1988), Billy McCaffrey (1993), Dan Langhi (2000), Matt Freije (2004), Derrick Byars (2007), Shan Foster (2008), and John Jenkins (2011).
- Vanderbilt had two players selected in the 2016 NBA Draft - Wade Baldwin IV, Memphis, 17th pick and Damian Jones, Golden State 30th pick - one of only three schools with two or more players drafted in the first round. In all, 37 Vanderbilt players have been selected in the NBA Draft since 1950.
- The Commodores had three players drafted in the first 31 picks of the 2012 NBA Draft - John Jenkins, Atlanta, 23rd pick, Festus Ezeli, Golden State, 30th pick, Jeffery Taylor, Charlotte, 31st pick - the most by the Commodores in one draft.
- The Commodores ended a 61-year SEC Tournament drought in 2012 by claiming the tournament championship in New Orleans, the team's first SEC tournament championship since 1951.
- Kevin Stallings is the winningest coach in Vanderbilt history with 322 total victories (17 years, 322-220).
- All three of the university's top all-time scorers played for Kevin Stallings (Foster, Jeffery Taylor, Matt Freije). John Jenkins, who is 10th on the list, also played for him.
- Vanderbilt's intercollegiate athletics teams are nicknamed the Commodores, in honor of the nickname given to founder Cornelius Vanderbilt, who made his fortune in shipping. Vanderbilt donated \$1 million to begin "Central University" in 1875 - the campus was later renamed for Cornelius because of his generosity. Cornelius never stepped foot on the campus that bears his namesake.

SEC STANDINGS AND STATS

	Conference				Overall					
	W-L	Pct.	H	A	W-L	Pct.	H	A	N	Strk
LSU	4-0	1.000	2-0	2-0	14-3	.824	10-0	2-1	2-2	W7
Tennessee	5-0	1.000	3-0	2-0	16-1	.941	11-0	3-0	2-1	W12
Kentucky	4-1	.800	2-0	2-1	14-3	.824	10-0	3-1	1-2	W4
Ole Miss	4-1	.800	2-1	2-0	14-3	.824	8-1	3-1	3-1	W1
South Carolina	4-1	.800	2-0	2-1	9-8	.529	6-4	2-3	1-1	L1
Auburn	2-2	.500	1-1	1-1	13-4	.765	9-1	2-2	2-1	L1
Alabama	2-3	.400	1-1	1-2	11-6	.647	7-2	2-3	2-1	L1
Florida	2-3	.400	0-2	2-1	10-7	.588	5-3	2-2	3-2	W1
Mississippi State	2-2	.500	1-1	1-1	14-3	.824	9-1	2-1	3-1	W2
Missouri	1-3	.250	0-2	1-1	10-6	.625	6-3	1-2	3-1	W1
Arkansas	1-4	.200	0-2	1-2	10-7	.588	7-4	2-2	1-1	L4
Georgia	1-4	.200	1-2	0-2	9-8	.529	7-3	1-3	1-2	L3
Texas A&M	1-4	.200	0-3	1-1	7-9	.438	5-5	2-2	0-2	L2
Vanderbilt	0-5	.000	0-3	0-2	9-8	.529	8-4	1-2	0-2	L5

Statistic	National Rank	Conference Rank	Value
3-pt Field Goal Attempts (351 ranked)	192	4	400
Assist Turnover Ratio (351 ranked)	192	9	0.99
Assists Per Game (351 ranked)	242	11	12.7
Blocked Shots Per Game (351 ranked)	61	11	4.4
Defensive Rebounds per Game (351 ranked)	66	5	27.18
Fewest Fouls (351 ranked)	56	4	294
Fewest Turnovers (351 ranked)	69	3	219
Field-Goal Percentage (351 ranked)	184	10	44.6
Field-Goal Percentage Defense (351 ranked)	81	7	41.4
Free Throw Attempts (351 ranked)	28	1	447
Free Throws Made (351 ranked)	32	2	310
Free-Throw Percentage (351 ranked)	197	8	69.4
Offensive Rebounds Per Game (351 ranked)	156	12	10.47
Personal Fouls Per Game (351 ranked)	109	3	17.3
Rebound Margin (351 ranked)	141	10	1.9
Scoring Defense (351 ranked)	165	8	71.0
Scoring Margin (351 ranked)	119	8	5.6
Scoring Offense (351 ranked)	107	8	76.6
Steals Per Game (351 ranked)	324	13	4.8
Three Pt FG Defense (351 ranked)	67	3	31.3
Three-Point Field Goals Per Game (351 ranked)	172	6	7.8
Three-Point Field-Goal Percentage (351 ranked)	234	11	33.0
Total 3-point FGM (351 ranked)	216	6	132
Total Assists (350 ranked)	287	11	216
Total Blocks (351 ranked)	88	11	75
Total Rebounds (351 ranked)	216	7	640
Total Rebounds Per Game (351 ranked)	96	8	37.65
Total Steals (351 ranked)	333	12	81
Turnover Margin (350 ranked)	241	11	-0.8
Turnovers Forced (351 ranked)	287	13	12.12
Turnovers Per Game (351 ranked)	125	3	12.9
Won-Lost Percentage (350 ranked)	174	11	52.9

Statistic	Player	National Rank	Conference Rank	Value
3-pt Field Goal Attempts (250 ranked)	Matt Ryan	223	6	106
Assist Turnover Ratio (249 ranked)	Saben Lee	239	11	1.50
Assists Per Game (248 ranked)	Saben Lee	246	10	3.5
Blocked Shots Per Game (235 ranked)	Clevon Brown	166	18	1.18
Defensive Rebounds per Game (249 ranked)	Simisola Shittu	99	5	5.76
Double Doubles (176 ranked)	Simisola Shittu	176	9	3
Field-Goal Percentage (250 ranked)				
Free Throw Attempts (249 ranked)	Saben Lee	39	2	123
	Simisola Shittu	120	4	99
Free Throws Made (246 ranked)	Saben Lee	61	2	86
	Simisola Shittu	198	9	63
Free-Throw Percentage (250 ranked)				
Minutes Per Game (250 ranked)				
Offensive Rebounds Per Game (249 ranked)				
Points Per Game (250 ranked)				
Rebounds Per Game (250 ranked)	Simisola Shittu	145	8	7.6
Steals Per Game (245 ranked)				
Three-Point Field Goals Per Game (246 ranked)	Matt Ryan	216	7	2.24
Three-Point Field-Goal Percentage (143 ranked)				
Total 3-point FGM (243 ranked)				
Total Assists (248 ranked)				
Total Blocks (235 ranked)	Clevon Brown	189	18	20
Total Field Goal Attempts (250 ranked)				
Total Field Goals Made (250 ranked)				
Total Minutes (250 ranked)				
Total Points (250 ranked)				
Total Rebounds (247 ranked)	Simisola Shittu	180	7	129
Total Steals (218 ranked)				
Triple Doubles (1 ranked)				

Vanderbilt Combined Overall Statistics



2018-19 Vanderbilt Basketball Vanderbilt Combined Team Statistics (as of Jan 19, 2019) All games



RECORD:	OVERALL	HOME	AWAY	NEUTRAL
ALL GAMES	9-8	8-4	1-3	0-1
CONFERENCE	0-5	0-3	0-2	0-0
NON-CONFERENCE	9-3	8-1	1-1	0-1

#	Player	gp-gs	min	avg	Total		3-Point		F-Throw		Rebounds				pf	dq	a	to	blk	stl	pts	avg
					fg-fga	fg%	3fg-fga	3fg%	ft-fa	ft%	off	def	tot	avg								
10	GARLAND, Darius	5-5	139	27.8	29-54	.537	11-23	.478	12-16	.750	2	17	19	3.8	7	0	13	15	2	4	81	16.2
11	SHITTU, Simisola	17-17	479	28.2	84-169	.497	1-13	.077	63-99	.636	31	98	129	7.6	41	1	35	42	12	12	232	13.6
00	LEE, Saben	17-17	499	29.4	59-132	.447	6-26	.231	86-123	.699	7	50	57	3.4	32	0	60	40	2	16	210	12.4
02	TOYE, Joe	17-16	445	26.2	53-125	.424	24-71	.338	34-47	.723	14	44	58	3.4	34	0	13	16	7	10	164	9.6
24	NESMITH, Aaron	17-4	427	25.1	52-127	.409	26-79	.329	26-33	.788	19	78	97	5.7	53	2	24	18	10	11	156	9.2
32	RYAN, Matt	17-17	406	23.9	50-133	.376	38-106	.358	17-21	.810	7	37	44	2.6	31	0	19	15	2	5	155	9.1
01	WETZELL, Yanni	17-4	278	16.4	30-61	.492	5-18	.278	27-38	.711	15	40	55	3.2	31	1	6	26	9	10	92	5.4
03	EVANS, Maxwell	16-0	244	15.3	27-63	.429	10-30	.333	22-35	.629	11	21	32	2.0	14	0	23	17	1	5	86	5.4
13	MOYER, Matthew	15-3	244	16.3	24-55	.436	9-27	.333	19-24	.792	24	24	48	3.2	26	0	12	15	10	4	76	5.1
15	BROWN, Clevon	17-2	228	13.4	20-43	.465	1-6	.167	4-11	.364	22	22	44	2.6	24	0	10	8	20	4	45	2.6
30	HUNT, Mac	3-0	5	1.7	2-2	1.000	1-1	1.000	0-0	.000	0	0	0	0.0	0	0	1	0	0	0	5	1.7
14	RICE, Isaiah	3-0	5	1.7	0-0	.000	0-0	.000	0-0	.000	0	0	0	0.0	0	0	0	1	0	0	0	0.0
Team											26	31	57		1		6					
Total.....		17	3399		430-964	.446	132-400	.330	310-447	.694	178	462	640	37.6	294	4	216	219	75	81	1302	76.6
Opponents.....		17	3400		430-1038	.414	115-367	.313	232-334	.695	189	419	608	35.8	353	-	190	206	56	101	1207	71.0

TEAM STATISTICS	VU	OPP	Date	Opponent	Score	Att.
SCORING	1302	1207	11/06/18	WINTHROP	w 92-79	8387
Points per game	76.6	71.0	11/11/18	at Southern California	w 82-78	3804
Scoring margin	+5.6	-	11/16/18	ALCORN STATE	w 79-54	9193
FIELD GOALS-ATT	430-964	430-1038	11/19/18	LIBERTY	w 79-70	8493
Field goal pct	.446	.414	11/23/18	KENT STATE	L 75-77	9061
3 POINT FG-ATT	132-400	115-367	11/27/18	SAVANNAH STATE	w 120-85	8271
3-point FG pct	.330	.313	+ 12/01/18	vs NC State	L 65-80	5749
3-pt FG made per game	7.8	6.8	12/05/18	MIDDLE TENNESSEE	w 79-51	8513
FREE THROWS-ATT	310-447	232-334	12/17/18	ARIZONA STATE	w 81-65	9271
Free throw pct	.694	.695	12/22/18	at Kansas State	L 58-69	14062
F-Throws made per game	18.2	13.6	12/29/18	TENNESSEE STATE	w 95-76	9505
REBOUNDS	640	608	12/31/18	UNC ASHEVILLE	w 90-59	8350
Rebounds per game	37.6	35.8	* 01/05/19	OLE MISS	L 71-81	10422
Rebounding margin	+1.9	-	* 01/09/19	at Georgia	L 63-82	9429
ASSISTS	216	190	* 01/12/19	at Kentucky	L 47-56	22504
Assists per game	12.7	11.2	* 01/16/19	SOUTH CAROLINA	L 71-74	8400
TURNOVERS	219	206	* 01/19/19	MISSISSIPPI STATE	L 55-71	9570
Turnovers per game	12.9	12.1				
Turnover margin	-0.8	-				
Assist/turnover ratio	1.0	0.9				
STEALS	81	101				
Steals per game	4.8	5.9				
BLOCKS	75	56				
Blocks per game	4.4	3.3				
ATTENDANCE	107436	55548				
Home games-Avg/Game	12-8953	4-12450				
Neutral site-Avg/Game	-	1-5749				

+ = 2018 Air Force Reserve Hoophall Invitational presented by Citi, Miami, Fla.
* = Conference game

Score by Periods	1st	2nd	Totals
Vanderbilt	633	669	1302
Opponents	571	636	1207

Vanderbilt Combined SEC Overall Statistics



2018-19 Vanderbilt Basketball
 Vanderbilt Combined Team Statistics (as of Jan 19, 2019)
 Conference games only



RECORD:	OVERALL	HOME	AWAY	NEUTRAL
ALL GAMES	0-5	0-3	0-2	0-0
CONFERENCE	0-5	0-3	0-2	0-0
NON-CONFERENCE	0-0	0-0	0-0	0-0

#	Player	gp-gs	min	avg	Total		3-Point		F-Throw		Rebounds				pf	dq	a	to	blk	stl	pts	avg
					fg-fga	fg%	3fg-fga	3fg%	ft-fa	ft%	off	def	tot	avg								
24	NESMITH, Aaron	5-4	152	30.4	22-54	.407	11-33	.333	7-10	.700	10	16	26	5.2	18	1	3	6	2	3	62	12.4
00	LEE, Saben	5-5	169	33.8	17-43	.395	2-5	.400	24-39	.615	1	16	17	3.4	10	0	15	10	1	5	60	12.0
11	SHITTU, Simisola	5-5	142	28.4	21-47	.447	1-3	.333	16-33	.485	10	26	36	7.2	9	0	10	11	3	3	59	11.8
02	TOYE, Joe	5-4	148	29.6	12-38	.316	4-20	.200	6-9	.667	5	11	16	3.2	9	0	4	3	1	1	34	6.8
13	MOYER, Matthew	5-0	86	17.2	8-17	.471	2-7	.286	9-12	.750	4	8	12	2.4	8	0	1	7	3	2	27	5.4
32	RYAN, Matt	5-5	102	20.4	8-30	.267	8-27	.296	0-0	.000	0	3	3	0.6	12	0	2	2	1	4	24	4.8
01	WETZELL, Yanni	5-2	91	18.2	8-19	.421	1-5	.200	7-12	.583	7	11	18	3.6	12	1	1	10	2	3	24	4.8
03	EVANS, Maxwell	5-0	66	13.2	3-11	.273	2-8	.250	3-4	.750	0	5	5	1.0	5	0	5	7	0	3	11	2.2
15	BROWN, Clevon	5-0	44	8.8	3-11	.273	0-2	.000	0-0	.000	4	5	9	1.8	4	0	4	1	1	0	6	1.2
Team											11	2	13		1		4					
Total.....		5	1000		102-270	.378	31-110	.282	72-119	.605	52	103	155	31.0	88	2	45	61	14	24	307	61.4
Opponents.....		5	1000		126-271	.465	29-97	.299	83-108	.769	54	138	192	38.4	100	-	60	60	31	23	364	72.8

TEAM STATISTICS	VU	OPP	Date	Opponent	Score	Att.
SCORING	307	364	* 01/05/19	OLE MISS	L 71-81	10422
Points per game	61.4	72.8	* 01/09/19	at Georgia	L 63-82	9429
Scoring margin	-11.4	-	* 01/12/19	at Kentucky	L 47-56	22504
FIELD GOALS-ATT	102-270	126-271	* 01/16/19	SOUTH CAROLINA	L 71-74	8400
Field goal pct	.378	.465	* 01/19/19	MISSISSIPPI STATE	L 55-71	9570
3 POINT FG-ATT	31-110	29-97	+ = 2018 Air Force Reserve Hoophall Invitational presented by Citi, Miami, Fla.			
3-point FG pct	.282	.299	* = Conference game			
3-pt FG made per game	6.2	5.8				
FREE THROWS-ATT	72-119	83-108				
Free throw pct	.605	.769				
F-Throws made per game	14.4	16.6				
REBOUNDS	155	192				
Rebounds per game	31.0	38.4				
Rebounding margin	-7.4	-				
ASSISTS	45	60				
Assists per game	9.0	12.0				
TURNOVERS	61	60				
Turnovers per game	12.2	12.0				
Turnover margin	-0.2	-				
Assist/turnover ratio	0.7	1.0				
STEALS	24	23				
Steals per game	4.8	4.6				
BLOCKS	14	31				
Blocks per game	2.8	6.2				
ATTENDANCE	28392	31933				
Home games-Avg/Game	3-9464	2-15966				
Neutral site-Avg/Game	-	0-0				

Score by Periods	1st	2nd	Totals
Vanderbilt	161	146	307
Opponents	161	203	364



Vanderbilt Points-Rebounds-Assists

Opponent	Date	Score		00	01	02	03	10	11	13
				LEE,SABEN	WETZELL,YA	TOYE,JOE	EVANS,MAXW	GARLAND,DA	SHITTU,SIM	MOYER,MATT
WINTHROP	11/06/18	92-79	w	12-6-5	0-0-0	12-6-3	0-0-0	24-3-4	18-10-1	DNP
at Southern California	11/11/18	82-78	w	9-2-3	2-1-0	16-9-1	0-0-0	19-5-1	14-15-3	DNP
ALCORN STATE	11/16/18	79-54	w	10-2-6	2-1-0	14-4-0	4-1-0	3-7-4	20-6-0	5-8-2
LIBERTY	11/19/18	79-70	w	17-3-2	0-0-0	4-2-1	DNP	33-4-4	8-8-0	5-5-1
KENT STATE	11/23/18	75-77	L	13-5-5	2-2-0	15-6-1	8-4-1	2-0-0	20-8-3	2-3-1
SAVANNAH STATE	11/27/18	120-85	w	11-4-4	15-7-2	13-2-1	16-4-3	DNP	17-3-5	10-6-5
vs NC State	12/01/18	65-80	L	15-1-3	2-3-0	1-1-0	10-3-1	DNP	15-6-2	0-4-0
MIDDLE TENNESSEE	12/05/18	79-51	w	7-4-3	5-3-1	6-3-0	9-4-3	DNP	15-6-0	14-2-1
ARIZONA STATE	12/17/18	81-65	w	14-5-3	12-5-1	11-2-0	8-4-3	DNP	9-7-4	0-0-0
at Kansas State	12/22/18	58-69	L	8-2-4	8-9-0	11-2-2	5-2-2	DNP	10-7-2	0-1-0
TENNESSEE STATE	12/29/18	95-76	w	23-4-3	4-0-0	18-3-0	10-2-4	DNP	10-8-1	10-4-0
UNC ASHEVILLE	12/31/18	90-59	w	11-2-4	16-6-1	9-2-0	5-3-1	DNP	17-9-4	3-3-1
OLE MISS	01/05/19	71-81	L	9-5-5	7-3-0	12-7-1	0-0-1	DNP	21-9-3	1-2-1
at Georgia	01/09/19	63-82	L	12-2-2	8-5-0	6-0-1	10-4-1	DNP	10-14-3	5-1-0
at Kentucky	01/12/19	47-56	L	9-1-2	0-0-0	9-6-1	0-1-2	DNP	8-5-0	7-1-0
SOUTH CAROLINA	01/16/19	71-74	L	17-3-3	2-6-1	0-2-0	0-0-1	DNP	13-3-2	8-4-0
MISSISSIPPI STATE	01/19/19	55-71	L	13-6-3	7-4-0	7-1-1	1-0-0	DNP	7-5-2	6-4-0

Opponent	Date	Score		14	15	24	30	32
				RICE,ISAIA	BROWN,CLEV	NESMITH,AA	HUNT,MAC	RYAN,MATT
WINTHROP	11/06/18	92-79	w	DNP	6-6-0	4-2-1	DNP	16-2-1
at Southern California	11/11/18	82-78	w	DNP	8-4-0	10-4-4	DNP	4-5-2
ALCORN STATE	11/16/18	79-54	w	DNP	2-4-1	7-7-1	DNP	12-2-4
LIBERTY	11/19/18	79-70	w	DNP	0-1-1	2-4-0	DNP	10-7-0
KENT STATE	11/23/18	75-77	L	DNP	0-3-0	5-6-2	DNP	8-5-2
SAVANNAH STATE	11/27/18	120-85	w	0-0-0	4-1-0	20-13-3	3-0-1	11-3-3
vs NC State	12/01/18	65-80	L	DNP	4-2-2	9-5-1	DNP	9-5-0
MIDDLE TENNESSEE	12/05/18	79-51	w	0-0-0	5-2-1	9-8-2	0-0-0	9-0-2
ARIZONA STATE	12/17/18	81-65	w	DNP	3-2-0	13-5-1	DNP	11-1-1
at Kansas State	12/22/18	58-69	L	DNP	2-1-0	0-5-1	DNP	14-4-0
TENNESSEE STATE	12/29/18	95-76	w	DNP	3-6-1	9-5-2	DNP	8-3-0
UNC ASHEVILLE	12/31/18	90-59	w	0-0-0	2-3-0	6-7-3	2-0-0	19-4-2
OLE MISS	01/05/19	71-81	L	DNP	4-2-0	8-3-1	DNP	9-0-1
at Georgia	01/09/19	63-82	L	DNP	0-1-0	9-8-0	DNP	3-1-1
at Kentucky	01/12/19	47-56	L	DNP	0-0-0	11-5-1	DNP	3-1-0
SOUTH CAROLINA	01/16/19	71-74	L	DNP	2-3-4	23-4-1	DNP	6-0-0
MISSISSIPPI STATE	01/19/19	55-71	L	DNP	0-3-0	11-6-0	DNP	3-1-0



Vanderbilt Team Statistics

Opponent	Date	Score	Total		3-Pointers		Free throws		Rebounds				pf	a	t/o	blk	stl	pts	avg	
			fg-fga	pct	3fg-fga	pct	ft-fta	pct	off	def	tot	avg								
WINTHROP	11/06/18	92-79	W	34-63	.540	10-30	.333	14-20	.700	5	30	35	35.0	19	15	11	7	4	92	92.0
at Southern California	11/11/18	82-78	W	27-71	.380	9-26	.346	19-30	.633	19	30	49	42.0	20	14	14	1	7	82	87.0
ALCORN STATE	11/16/18	79-54	W	29-64	.453	8-26	.308	13-17	.765	9	34	43	42.3	11	18	11	7	4	79	84.3
LIBERTY	11/19/18	79-70	W	26-52	.500	9-18	.500	18-28	.643	10	29	39	41.5	16	9	15	4	6	79	83.0
KENT STATE	11/23/18	75-77	L	27-58	.466	5-18	.278	16-27	.593	15	29	44	42.0	18	15	15	2	2	75	81.4
SAVANNAH STATE	11/27/18	120-85	W	42-67	.627	15-30	.500	21-25	.840	12	37	49	43.2	12	27	20	10	9	120	87.8
vs NC State	12/01/18	65-80	L	22-56	.393	3-22	.136	18-30	.600	12	21	33	41.7	21	9	12	7	4	65	84.6
MIDDLE TENNESSEE	12/05/18	79-51	W	26-55	.473	9-21	.429	18-19	.947	10	28	38	41.2	16	13	13	5	7	79	83.9
ARIZONA STATE	12/17/18	81-65	W	24-55	.436	12-28	.429	21-29	.724	7	32	39	41.0	18	13	10	4	3	81	83.6
at Kansas State	12/22/18	58-69	L	15-47	.319	7-25	.280	21-27	.778	6	29	35	40.4	22	11	15	2	2	58	81.0
TENNESSEE STATE	12/29/18	95-76	W	29-58	.500	9-27	.333	28-36	.778	7	33	40	40.4	18	11	9	5	5	95	82.3
UNC ASHEVILLE	12/31/18	90-59	W	27-48	.563	5-19	.263	31-40	.775	14	27	41	40.4	15	16	13	7	4	90	82.9
OLE MISS	01/05/19	71-81	L	24-60	.400	6-20	.300	17-29	.586	13	22	35	40.0	16	13	10	5	7	71	82.0
at Georgia	01/09/19	63-82	L	23-70	.329	6-25	.240	11-15	.733	18	23	41	40.1	21	8	10	2	8	63	80.6
at Kentucky	01/12/19	47-56	L	17-47	.362	7-25	.280	6-12	.500	7	14	21	38.8	14	6	12	4	4	47	78.4
SOUTH CAROLINA	01/16/19	71-74	L	20-44	.455	7-21	.333	24-37	.649	7	21	28	38.1	26	12	15	1	2	71	77.9
MISSISSIPPI STATE	01/19/19	55-71	L	18-49	.367	5-19	.263	14-26	.538	7	23	30	37.6	11	6	14	2	3	55	76.6
Vanderbilt		1302		430-964	.446	132-400	.330	310-447	.694	178	462	640	37.6	294	216	219	75	81	1302	76.6
Opponents		1207		430-1038	.414	115-367	.313	232-334	.695	189	419	608	35.8	353	190	206	56	101	1207	71.0

Opponent Team Statistics

Opponent	Date	Score	Total		3-Pointers		Free throws		Rebounds				pf	a	t/o	blk	stl	pts	avg	
			fg-fga	pct	3fg-fga	pct	ft-fta	pct	off	def	tot	avg								
WINTHROP	11/06/18	92-79	W	29-68	.426	5-24	.208	16-24	.667	13	28	41	41.0	19	10	13	0	4	79	79.0
at Southern California	11/11/18	82-78	W	32-81	.395	4-19	.211	10-18	.556	21	26	47	44.0	26	9	11	5	8	78	78.5
ALCORN STATE	11/16/18	79-54	W	21-66	.318	6-22	.273	6-9	.667	12	27	39	42.3	18	9	14	0	8	54	70.3
LIBERTY	11/19/18	79-70	W	27-62	.435	7-26	.269	9-16	.563	7	22	29	39.0	21	9	11	3	8	70	70.2
KENT STATE	11/23/18	75-77	L	25-56	.446	12-24	.500	15-20	.750	4	20	24	36.0	20	15	8	5	13	77	71.6
SAVANNAH STATE	11/27/18	120-85	W	30-75	.400	16-43	.372	9-14	.643	11	16	27	34.5	18	15	19	2	12	85	73.8
vs NC State	12/01/18	65-80	L	30-64	.469	5-15	.333	15-22	.682	17	29	46	36.1	24	16	12	0	3	80	74.7
MIDDLE TENNESSEE	12/05/18	79-51	W	20-56	.357	2-14	.143	9-19	.474	14	18	32	35.6	19	8	14	4	3	51	71.8
ARIZONA STATE	12/17/18	81-65	W	21-65	.323	7-24	.292	16-20	.800	13	29	42	36.3	19	9	10	1	4	65	71.0
at Kansas State	12/22/18	58-69	L	24-58	.414	5-17	.294	16-27	.593	7	27	34	36.1	19	13	7	2	7	69	70.8
TENNESSEE STATE	12/29/18	95-76	W	24-63	.381	10-23	.435	18-26	.692	10	25	35	36.0	23	10	11	3	4	76	71.3
UNC ASHEVILLE	12/31/18	90-59	W	21-53	.396	7-19	.368	10-11	.909	6	14	20	34.7	27	7	16	0	4	59	70.2
OLE MISS	01/05/19	71-81	L	28-57	.491	6-18	.333	19-22	.864	8	28	36	34.8	21	15	12	6	6	81	71.1
at Georgia	01/09/19	63-82	L	28-60	.467	9-26	.346	17-23	.739	12	31	43	35.4	14	13	12	12	4	82	71.9
at Kentucky	01/12/19	47-56	L	22-44	.500	4-16	.250	8-14	.571	12	26	38	35.5	14	10	15	5	5	56	70.8
SOUTH CAROLINA	01/16/19	71-74	L	21-51	.412	5-18	.278	27-35	.771	12	23	35	35.5	29	9	12	5	4	74	71.0
MISSISSIPPI STATE	01/19/19	55-71	L	27-59	.458	5-19	.263	12-14	.857	10	30	40	35.8	22	13	9	3	4	71	71.0
Opponents		1207		430-1038	.414	115-367	.313	232-334	.695	189	419	608	35.8	353	190	206	56	101	1207	71.0
Vanderbilt		1302		430-964	.446	132-400	.330	310-447	.694	178	462	640	37.6	294	216	219	75	81	1302	76.6



Vanderbilt Individual Highs

Vanderbilt Team Highs

Vanderbilt - INDIVIDUAL GAME HIGHS

Points	33	GARLAND, Darius vs Liberty (11/19/18)
	24	GARLAND, Darius vs Winthrop (11/06/18)
	23	NESMITH, Aaron vs South Carolina (01/16/19)
	23	LEE, Saben vs Tennessee State (12/29/18)
	21	SHITTU, Simisola vs Ole Miss (01/05/19)
Field Goals Made	12	GARLAND, Darius vs Liberty (11/19/18)
	9	SHITTU, Simisola vs Alcorn State (11/16/18)
	9	GARLAND, Darius vs Winthrop (11/06/18)
Field Goal Att.	18	GARLAND, Darius vs Liberty (11/19/18)
	15	SHITTU, Simisola at Georgia (01/09/19)
	15	SHITTU, Simisola vs Kent State (11/23/18)
	15	GARLAND, Darius vs Winthrop (11/06/18)
FG Pct (min 5 made)	.889 (8-9)	LEE, Saben vs Tennessee State (12/29/18)
	.857 (6-7)	SHITTU, Simisola vs Savannah State (11/27/18)
3-Point FG Made	5	NESMITH, Aaron vs South Carolina (01/16/19)
	5	GARLAND, Darius vs Liberty (11/19/18)
3-Point FG Att.	11	RYAN, Matt vs Winthrop (11/06/18)
	10	NESMITH, Aaron vs South Carolina (01/16/19)
3-Pt FG Pct (min 2 made)	1.000 (3-3)	TOYE, Joe vs Savannah State (11/27/18)
	1.000 (2-2)	WETZELL, Yanni vs Savannah State (11/27/18)
Free Throws Made	9	LEE, Saben vs South Carolina (01/16/19)
	9	SHITTU, Simisola vs Ole Miss (01/05/19)
	9	LEE, Saben vs Arizona State (12/17/18)
	9	LEE, Saben vs NC State (12/01/18)
	9	LEE, Saben vs Liberty (11/19/18)
Free Throw Att.	16	LEE, Saben vs South Carolina (01/16/19)
	15	SHITTU, Simisola vs Ole Miss (01/05/19)
FT Pct (min 3 made)	1.000 (6-6)	LEE, Saben at Kansas State (12/22/18)
	1.000 (5-5)	WETZELL, Yanni vs Arizona State (12/17/18)
	1.000 (4-4)	NESMITH, Aaron vs South Carolina (01/16/19)
	1.000 (4-4)	SHITTU, Simisola at Kansas State (12/22/18)
	1.000 (4-4)	MOYER, Matthew vs Middle Tennessee (12/05/18)
	1.000 (4-4)	NESMITH, Aaron vs Savannah State (11/27/18)
	1.000 (4-4)	GARLAND, Darius at Southern California (11/11/18)
	1.000 (3-3)	LEE, Saben at Georgia (01/09/19)
	1.000 (3-3)	TOYE, Joe vs Ole Miss (01/05/19)
	1.000 (3-3)	LEE, Saben at Southern California (11/11/18)
Rebounds	15	SHITTU, Simisola at Southern California (11/11/18)
	14	SHITTU, Simisola at Georgia (01/09/19)
	6	LEE, Saben vs Alcorn State (11/16/18)
	5	LEE, Saben vs Ole Miss (01/05/19)
	5	MOYER, Matthew vs Savannah State (11/27/18)
	5	SHITTU, Simisola vs Savannah State (11/27/18)
	5	LEE, Saben vs Kent State (11/23/18)
	5	LEE, Saben vs Winthrop (11/06/18)
Steals	3	WETZELL, Yanni vs Tennessee State (12/29/18)
	3	NESMITH, Aaron vs Savannah State (11/27/18)
	3	LEE, Saben vs Savannah State (11/27/18)
	3	SHITTU, Simisola at Southern California (11/11/18)
Blocked Shots	4	BROWN, Clevon vs Savannah State (11/27/18)
	3	BROWN, Clevon vs UNC Asheville (12/31/18)
	3	SHITTU, Simisola vs NC State (12/01/18)
	3	BROWN, Clevon vs Liberty (11/19/18)

Vanderbilt - TEAM GAME HIGHS

POINTS	120	SAVANNAH STATE (11/27/18)
	95	TENNESSEE STATE (12/29/18)
	92	WINTHROP (11/06/18)
	90	UNC ASHEVILLE (12/31/18)
	82	at Southern California (11/11/18)
FIELD GOALS MADE	42	SAVANNAH STATE (11/27/18)
	34	WINTHROP (11/06/18)
FIELD GOAL ATTEMPTS	71	at Southern California (11/11/18)
	70	at Georgia (01/09/19)
FIELD GOAL PERCENTAGE	.627 (42-67)	SAVANNAH STATE (11/27/18)
	.563 (27-48)	UNC ASHEVILLE (12/31/18)
3 PT FIELD GOALS MADE	15	SAVANNAH STATE (11/27/18)
	12	ARIZONA STATE (12/17/18)
3 PT FG ATTEMPTS	30	SAVANNAH STATE (11/27/18)
	30	WINTHROP (11/06/18)
3 PT FG PERCENTAGE	.500 (15-30)	SAVANNAH STATE (11/27/18)
	.500 (9-18)	LIBERTY (11/19/18)
FREE THROWS MADE	31	UNC ASHEVILLE (12/31/18)
	28	TENNESSEE STATE (12/29/18)
FREE THROW ATTEMPTS	40	UNC ASHEVILLE (12/31/18)
	37	SOUTH CAROLINA (01/16/19)
FREE THROW PERCENTAGE	.947 (18-19)	MIDDLE TENNESSEE (12/05/18)
	.840 (21-25)	SAVANNAH STATE (11/27/18)
REBOUNDS	49	SAVANNAH STATE (11/27/18)
	49	at Southern California (11/11/18)
ASSISTS	27	SAVANNAH STATE (11/27/18)
	18	ALCORN STATE (11/16/18)
STEALS	9	SAVANNAH STATE (11/27/18)
	8	at Georgia (01/09/19)
BLOCKED SHOTS	7	SAVANNAH STATE (11/27/18)
	7	UNC ASHEVILLE (12/31/18)
	7	vs NC State (12/01/18)
	7	ALCORN STATE (11/16/18)
	7	WINTHROP (11/06/18)
TURNOVERS	20	SAVANNAH STATE (11/27/18)
	15	SOUTH CAROLINA (01/16/19)
	15	at Kansas State (12/22/18)
	15	KENT STATE (11/23/18)
	15	LIBERTY (11/19/18)
FOULS	26	SOUTH CAROLINA (01/16/19)
	22	at Kansas State (12/22/18)

Opponent Individual Highs

OPPONENT INDIVIDUAL GAME HIGHS

Points	31	Tyree,Breain vs Ole Miss (01/05/19)
	24	LAWSON, A.J. vs South Carolina (01/16/19)
	22	WALKER, Jaylin vs Kent State (11/23/18)
	21	JOSEPH,Collins vs Savannah State (11/27/18)
	21	SMITH, Nych vs Winthrop (11/06/18)
Field Goals Made	11	Tyree,Breain vs Ole Miss (01/05/19)
	8	LAWSON, A.J. vs South Carolina (01/16/19)
	8	JOSEPH,Collins vs Savannah State (11/27/18)
	8	WALKER, Jaylin vs Kent State (11/23/18)
	8	Nick Rakocovic at Southern California (11/11/18)
Field Goal Att.	18	WALKER, Jaylin vs Kent State (11/23/18)
	17	Deryck Thornton at Southern California (11/11/18)
	17	SMITH, Nych vs Winthrop (11/06/18)
FG Pct (min 5 made)	.800 (8-10)	JOSEPH,Collins vs Savannah State (11/27/18)
	.778 (7-9)	Hagans, Ashton at Kentucky (01/12/19)
	.778 (7-9)	OGBEIDE, DEREK at Georgia (01/09/19)
3-Point FG Made	5	DOTSON,Jaquan vs Savannah State (11/27/18)
	4	CHANEY, Armani vs Tennessee State (12/29/18)
	4	WALKER, Jaylin vs Kent State (11/23/18)
	4	AVERY, Jalen vs Kent State (11/23/18)
3-Point FG Att.	9	DOTSON,Jaquan vs Savannah State (11/27/18)
	9	CABELL, Lovell vs Liberty (11/19/18)
3-Pt FG Pct (min 2 made)	1.000 (4-4)	CHANEY, Armani vs Tennessee State (12/29/18)
	1.000 (2-2)	JACKSON II, WILLIAM at Georgia (01/09/19)
Free Throws Made	8	STOKES, Kameu at Kansas State (12/22/18)
	7	LAWSON, A.J. vs South Carolina (01/16/19)
	7	Shuler,Devontae vs Ole Miss (01/05/19)
	7	FITPATRICK-DORSEY vs Tennessee State (12/29/18)
Free Throw Att.	12	STOKES, Kameu at Kansas State (12/22/18)
	10	SMITH, Nych vs Winthrop (11/06/18)
FT Pct (min 3 made)	1.000 (6-6)	HAASE, Felipe vs South Carolina (01/16/19)
	1.000 (6-6)	Tyree,Breain vs Ole Miss (01/05/19)
	1.000 (5-5)	HAMMONDS, RAYSHAUN at Georgia (01/09/19)
	1.000 (5-5)	FERGUSON, Josh vs Winthrop (11/06/18)
	1.000 (4-4)	GRAVETT, Hassani vs South Carolina (01/16/19)
	1.000 (4-4)	Hinson,Blake vs Ole Miss (01/05/19)
	1.000 (4-4)	THORPE, LJ vs UNC Asheville (12/31/18)
	1.000 (4-4)	Edwards,Rob vs Arizona State (12/17/18)
	1.000 (4-4)	GREEN, Antonio vs Middle Tennessee (12/05/18)
	1.000 (4-4)	WILLIAMS, Antonio vs Kent State (11/23/18)
	1.000 (3-3)	Robert Woodard II vs Mississippi State (01/19/19)
	1.000 (3-3)	WORTHY, Cress vs UNC Asheville (12/31/18)
Rebounds	18	Nick Rakocovic at Southern California (11/11/18)
	14	Cheatham,Zylan vs Arizona State (12/17/18)
Assists	7	JOHNSON, Markell vs NC State (12/01/18)
	6	Shuler,Devontae vs Ole Miss (01/05/19)
Steals	5	HARPER,Tyrell vs Savannah State (11/27/18)
	4	DULING, BJ vs Kent State (11/23/18)
	4	WILLIAMSON, CJ vs Kent State (11/23/18)
Blocked Shots	5	CLAXTON, NICOLAS at Georgia (01/09/19)
	2	Abdul Ado vs Mississippi State (01/19/19)
	2	SILVA, Chris vs South Carolina (01/16/19)
	2	Travis, Reid at Kentucky (01/12/19)

Opponent Game Highs

Opponent - GAME HIGHS

POINTS	85	SAVANNAH STATE (11/27/18)
	82	at Georgia (01/09/19)
	81	OLE MISS (01/05/19)
	80	vs NC State (12/01/18)
	79	WINTHROP (11/06/18)
FIELD GOALS MADE	32	at Southern California (11/11/18)
	30	vs NC State (12/01/18)
	30	SAVANNAH STATE (11/27/18)
FIELD GOAL ATTEMPTS	81	at Southern California (11/11/18)
	75	SAVANNAH STATE (11/27/18)
FIELD GOAL PERCENTAGE	500 (22-44)	at Kentucky (01/12/19)
	491 (28-57)	OLE MISS (01/05/19)
3 PT FIELD GOALS MADE	16	SAVANNAH STATE (11/27/18)
	12	KENT STATE (11/23/18)
3 PT FG ATTEMPTS	43	SAVANNAH STATE (11/27/18)
	26	at Georgia (01/09/19)
3 PT FG PERCENTAGE	26	LIBERTY (11/19/18)
	500 (12-24)	KENT STATE (11/23/18)
	435 (10-23)	TENNESSEE STATE (12/29/18)
FREE THROWS MADE	27	SOUTH CAROLINA (01/16/19)
	19	OLE MISS (01/05/19)
FREE THROW ATTEMPTS	35	SOUTH CAROLINA (01/16/19)
	27	at Kansas State (12/22/18)
FREE THROW PERCENTAGE	909 (10-11)	UNC ASHEVILLE (12/31/18)
	864 (19-22)	OLE MISS (01/05/19)
REBOUNDS	47	at Southern California (11/11/18)
	46	vs NC State (12/01/18)
ASSISTS	16	vs NC State (12/01/18)
	15	OLE MISS (01/05/19)
	15	SAVANNAH STATE (11/27/18)
	15	KENT STATE (11/23/18)
STEALS	13	KENT STATE (11/23/18)
	12	SAVANNAH STATE (11/27/18)
BLOCKED SHOTS	12	at Georgia (01/09/19)
	6	OLE MISS (01/05/19)
TURNOVERS	19	SAVANNAH STATE (11/27/18)
	16	UNC ASHEVILLE (12/31/18)
FOULS	29	SOUTH CAROLINA (01/16/19)
	27	UNC ASHEVILLE (12/31/18)



THE LAST TIME...

VANDERBILT INDIVIDUALS

Scoring:

Scored 25 points – Riley LaChance (26), at LSU, 2/20/2018
Scored 30 points – Darius Garland (33), vs. Liberty, 11/19/2018
Scored 35 points – Billy McCaffrey (35), vs. Georgia, 2/24/1993
Scored 40 points – Shan Foster (42) vs. Mississippi State, 3/5/2008

Two Players Had 20 Points – Riley LaChance (26), Jeff Roberson (20) at LSU, 2/20/2018

Three Players Had 20 Points – Derrick Byars (28), Shan Foster (21) and Ross Neltner (20) vs. Toledo, 12/2/2006

Scored 20 Points in Two Straight Games – Jeff Roberson (26), Riley LaChance (21) vs. Florida (2/17/2018); Riley LaChance (26), Jeff Roberson (20) at LSU (2/20/2018)

Scored 20 Points in Three Straight Games – Jeff Roberson (22) vs. Miss. St., 2/14/18; Jeff Roberson (26) vs. Florida, 2/17/18; Jeff Roberson (20) at LSU, 2/20/18; Riley LaChance (21) vs. Florida, 2/17/18; Riley LaChance (26) at LSU, 2/20/18; Riley LaChance (23) vs. Texas A&M, 2/24/18

Scored 20 Points in Four Straight Games – Jeff Roberson (22), vs. Miss. St., 2/14/18; Jeff Roberson (26) vs. Florida, 2/17/18; Jeff Roberson (20) at LSU, 2/20/18; Jeff Roberson (21) vs. Texas A&M, 2/24/18

Scored 20 Points in Five Straight Games – Jeff Roberson (21) at Tennessee, 1/23/2018; vs. LSU (20), 1/20/2018; vs. TCU (20), 1/27/2018; at Kentucky (23), 1/30/2018; at Auburn (30), 2/3/2018

Scored 20 Points in Six Straight Games – Shan Foster vs. Georgia (29), 2/23/2008; vs. Tennessee (32), 2/26/2008; at Arkansas (22), 3/1/2008; vs. Mississippi State (42), 3/5/2008; at Alabama (21), 3/8/2008; vs. Auburn (26), 3/13/2008

Five Players Scored in Double Figures – Saben Lee (23), Joe Toye (18), Maxwell Evans (10), Matt Moyer (10), Simi Shittu (10) vs. Tennessee State, 12/19/2018

Seven Players Scored in Double Figures – Damian Jones (10), Wade Baldwin IV (20), Riley LaChance (10), Nolan Cressler (14), Joe Toye (10), Matthew Fisher-Davis (12), Josh Henderson (11), vs. Detroit (12/2/15)

Eight Players Scored in Double Figures – Aaron Nesmith (20), Simisola Shittu (17), Maxwell Evans (16), Yanni Wetzell (15), Joe Toye (13), Saben Lee (11), Matt Ryan (11), Matthew Moyer (10), vs. Savannah St., 11/27/2018

Four Players with 15 or more points – Jeff Roberson (19), Matthew Fisher-Davis (19),

Riley LaChance (19), Luke Kornet (16) vs. Kentucky, 1/10/2017

Double-Doubles:

Double-Double – Simi Shittu (10 points, 14 rebounds) at Georgia, 01/09/2019
20-10 game – Aaron Nesmith (20 points, 13 rebounds) vs. Savannah St., 11/27/2018
30-10 game – Jeff Roberson (30 points, 10 rebounds) at Auburn, 2/3/2018
Back-to-back 20-10 games – Matt Freije vs. South Carolina (26 points, 11 rebounds) 1/28/04; vs. Kentucky (20 points, 11 rebounds) 1/31/04

Double-Double in Points and Rebounds – Simi Shittu (10 points, 14 rebounds) at Georgia, 01/09/2019

Double-Double in Points and Assists – Wade Baldwin IV (15 points, 10 assists) vs. Western Michigan, 12/30/2015

Double-Double in Points and Blocks – Luke Kornet (11 points, 10 blocks) vs. Auburn (1/12/2016)

Double-Double in Points and Steals – Never

Double-Double in Two Consecutive games – Simisola Shittu (18 points, 10 rebounds) vs. Winthrop, 11/6/18; (14 points, 15 rebounds) at USC

Double-Double in three consecutive games – Jeff Roberson vs. Austin Peay (13 points, 10 rebounds) 11/10/2017; at Belmont (13 points, 12 rebounds) 11/10/2017; vs. UNC Asheville (17 points, 12 rebounds) 11/10/2017

Two players record double-double – Damian Jones (24 points, 12 rebounds), Luke Kornet (10 points, 10 rebounds) vs. Trevecca, 11/16/2014

Triple-Doubles:

Triple-Double – Luke Kornet (11 points, 11 rebounds, 10 blocks) vs. Auburn, 1/12/16; Brad Tinsley (11 points, 10 rebounds, 9 assists) vs. Presbyterian, 11/12/2010

Field Goals:

Made 10 FG in a game – Jeff Roberson (10) at Auburn, 2/3/2018
Made 11 FG in a game – Matthew Fisher-Davis (11) vs. Auburn, 1/4/2017
Made 12 FG in a game – Darius Garland (12) vs. Liberty, 11/19/2018
Made 16 FG in a game – Shan Foster (16) vs. Mississippi State, 3/5/2008
Attempted 15 FG in a game – Darius Garland (15) vs. Winthrop, 11/6/2018
Attempted 16 FG in a game – Riley LaChance (16) vs. Missouri, 2/27/2018
Attempted 17 FG in a game – Jeff Roberson (17) at Auburn, 2/3/2018
Attempted 18 FG in a game – Darius Garland (18) vs. Liberty, 11/19/2018
Attempted 19 FG in a game – Rod Odom (19) vs. Missouri, 1/16/14
Attempted 20 FG in a game – Jeff Roberson (20), vs. Texas A&M, 2/24/18

Three-Pointers:

Made 5 3-pointers in a game – Aaron Nesmith (5) vs. South Carolina, 1/16/2019
Made 6 3-pointers in a game – Riley LaChance (6) vs. Texas A&M, 2/24/18
Made 7 3-pointers in a game – Matthew Fisher-Davis (7) vs. Auburn, 1/4/2017
Made 8 3-pointers in a game – Shan Foster (8) vs. UMass, 1/5/2008
Made 9 3-pointers in a game – Shan Foster (9) vs. Mississippi State, 3/5/2008
Attempted 10 3-pointers in a game – Riley LaChance (10) vs. Missouri, 2/27/2018
Attempted 15 3-pointers in a game – John Jenkins (16) vs. Oregon, 11/11/2011

Free Throws:

Made 10 FT in a game – Jeff Roberson (10), at Kentucky, 1/30/2018
Made 12 FT in a game – Jeff Roberson (12) vs. Florida, 2/17/2018
Made 13 FT in a game – A.J. Ogilvy (13) vs. DePaul, 12/5/2009
Made 18 FT in a game – Matt Freije (18) vs. Indiana, 11/24/2003
Attempted 12 FT in a game – Saben Lee (12) vs. Arizona St., 12/17/2018
Attempted 14 FT in a game – Saben Lee (14) vs. Liberty, 11/19/2018
Attempted 15 FT in a game – Saben Lee (16) vs. Kansas St., 12/3/2017

Rebounds:

10 Rebounds in a game – Simisola Shittu (14), at Georgia 01/09/2019
15 Rebounds in a game – Simisola Shittu (15), at USC, 11/11/2018
10+ Rebounds in Three Consecutive Games – Jeff Roberson vs. Austin Peay (10) 11/10/2017; at Belmont (12) 11/10/2017; vs. UNC Asheville (12) 11/10/2017

Assists:

8 Assists – Riley LaChance (8) vs. Miss. St. (2/14/18)
9 Assists – Saben Lee (9) vs. Texas A&M, 2/24/18
10 Assists – Wade Baldwin IV (10) vs. Auburn, 1/12/16
11 Assists – Mario Moore (13) vs. Arkansas, 2/19/2005
12 Assists – Mario Moore (13) vs. Arkansas, 2/19/2005
13 Assists – Mario Moore (13) vs. Arkansas, 2/19/2005
14 Assists – Billy McCaffrey (14) vs. Kentucky, 1/13/1993
5+ Assists in Four Consecutive Games – Wade Baldwin IV (8) vs. Texas A&M, 2/4/16; (9) at Ole Miss, 2/6/16; (7) vs. Missouri, 2/10/16; (7) at Auburn, 2/13/16; (9) at Miss. St., 2/16/16; (7) vs. Georgia, 2/20/16
8+ Assists in Two Consecutive Games – Atiba Prater (9) at Georgia, 2/2/2000; (9) vs. Boston College, 2/6/2000

Blocks:

4 Blocked Shots – Clevon Brown (4) vs. Savannah St., 11/27/2018
5 Blocked Shots – Luke Kornet (5) vs. Texas A&M, 2/16/2017

6 Blocked Shots – Luke Kornet (6) at Texas A&M, 3/5/2016

7 Blocked Shots – Clevon Brown (8) at Ole Miss, 3/3/2018

10 Blocked Shots – Luke Kornet (10) vs. Auburn, 1/12/16

Steals:

4 Steals – Jeff Roberson (4) vs. Missouri, 2/27/2018
5 Steals – Riley LaChance (5) vs. Penn, 12/22/2014
6 Steals – Dan Cage (6) vs. Furman, 11/28/2006
7 Steals – James Strong (8) vs. Morehead State, 11/24/1998
8 Steals – James Strong (8) vs. Morehead State, 11/24/1998

Minutes:

Played every minute – Jeff Roberson at Ole Miss, 3/3/2018
Played over 40 minutes – Jeff Roberson (43), at Kentucky, 1/30/2018
All 5 starters played 40 minutes – Steve Tchiengang (40), Brad Tinsley (40), Lance Goulbourne (41), Jeffery Taylor (41), and John Jenkins (41), at Louisville, 12/2/2011

Fouls:

Technical Foul – Saben Lee, vs South Carolina, 1/16/19
Fouled Out – Yanni Wetzell vs. South Carolina 1/16/2019
Two Players Fouled Out – Riley LaChance, Djery Baptiste, vs. Kansas St., 12/3/2017
Three Players Fouled Out – Saben Lee, Clevon Brown, Djery Baptiste vs. Tennessee, 1/9/2018

TEAM

Started the game with Opponent Technical Foul – Furman bench, 12/22/2008
Scored 95 or more points – 95 vs. Tennessee State 12/29/2018 (W, 95-76)
Scored 100 or more points – 120 vs. Savannah St., 11/27/2018 (W, 120-85)
Scored 100 or more points (SEC game) – 102 at Ole Miss, 2/16/2012 (W, 102-76)
Scored 110 or more points – 120 vs. Savannah St., 11/27/2018 (W, 120-85)
Scored 110 or more points (SEC game) – 111 vs. Alabama 2/21/1972 (W, 111-91)
Scored 120 or more points – 120 vs. Savannah St., 11/27/2018 (W, 120-85)
Scored 120 or more points (SEC game) – 130 vs. Ole Miss 12/22/1970 (W, 130-112)
Scored 130 or more points – 130 vs. Ole Miss 12/22/1970 (W, 130-112)
Scored Less than 50 points – 47 at Kentucky, 1/12/2019 (L, 47-56)
Score Less than 40 points – 38 at Tennessee (L, 38-38), 3/1/2014
Scored 20 or less points in half – 17 (2nd half), at Kentucky 1/12/2019 (L, 47-56)
Scored 90+ points in three consecutive games – 95 vs. Bradley, 11/24/2007 (W, 95-86); 91 vs. South Alabama, 11/29/2007 (W, 91-88); vs. Georgia Tech, 12/1/2007 (W, 92-79)
Allowed 90 or more points – 91, at Auburn, 2/3/2018 (L, 93-81)

THE LAST TIME...

Allowed 100 or more points – 106, Kentucky, 3/5/2003 (L, 44-106)
Allowed Less than 50 points – 48, vs. Houston Baptist, 12/20/2017 (W, 81-48)
Allowed 40 or Less points – 31, at Mississippi State, 2/23/2013 (W, 72-31)
Shot 60% or better – .627 vs. Savannah St., 11/27/18 (W, 120-85)
Shot 60% or better from three – .643 vs. Purdue, 12/13/14 (W, 81-71)
Shot over 67% FG – .679 vs. TSU, 12/19/2009 (W, 84-71)
Shot lower than 30% - .250 at Arkansas 2/10/18 (L, 54-72)
Allowed 60% shooting - .625 at LSU, 2/20/2018 (L, 78-88)
Scored 100 points in two consecutive games – 111 vs. North Alabama 12/20/1980 (W, 111-79) and 111 vs. Memphis 12/23/1980 (W, 111-96)
Scored 100 points in three consecutive games – Never
Scored 100 points in Consecutive SEC games – 104 vs. LSU 2/19/1972 (W, 104-83) and 111 vs. Alabama 2/21/1972 (W, 111-91)
Won game by 70 points or more – 71 vs. Union (Tenn.) (W, 95-24), 1911-12
Won game by 60 points or more – 71 vs. Union (Tenn.) (W, 95-24), 1911-12
Won game by 50 points or more – 50 vs. Detroit (W, 102-52) 12/2/2015
Lost by 25 or More Points – vs. Virginia, 11/23/17 (L, 68-42)
Game decided by one point – vs. Miss. St. (2/14/18) (W, 81-80)
Two consecutive games decided by one point – at South Carolina (L, 70-71) 1/7/1998 and Tennessee (W, 80-79) 1/10/1998
Three consecutive games decided by one point – Never
Shot 90% or Better from Free Throw Line (min. 10 att.) – 94.7% vs. M. Tennessee, 12/5/2018 (18-19)
Shot less than 50% from Free Throw Line – 46.9% vs. Morgan State (15-32) 11/23/13
Shot less than 20% from 3PT – .156 (3-22) vs. N.C. State 12/1/2018 (L, 80-65)
Attempted 30 FT – 30 (18-30) vs. N.C. State 12/1/2018
Attempted 35 FT – 37 (24-37) vs. South Carolina 1/16/2019
Attempted 40 FT – 40 (90-59) vs. UNC Asheville, 12/31/2018
Attempted five or less FT – 3 at Texas A&M, 1/31/2017
Made 30 FT – 30, vs. UNC Asheville, 12/31/18
Made 15 3FG – 17 vs. Alcorn St., 12/22/2017
Won an Overtime Game – vs. Florida 3/10/2017 (W, 72-62)
Lost an Overtime Game - at Kentucky, 1/30/2018 (L, 81-83)
Played Two Overtimes – vs. Yale 1/3/15 (W, 79-74)
Played Three Overtimes – at Ole Miss 2/17/1982 (L, 51-48)
Played Four Overtimes – at Ole Miss 2/17/1982 (L, 51-48)
Played consecutive games that went to overtime – vs. Xavier 11/28/2011 (L, 82-70) and at Louisville, 12/2/2011 (L, 62-60)
Had 20 Turnovers – 20, vs. Savannah St., 11/27/2018

Had 10 Blocks – 10, vs. Savannah St., 11/27/2018
Scoring:
Scored 25 points – Tremont Waters (28) at LSU, 2/20/2018
Scored 30 points – Breein Tyree (31) vs Ole Miss, 1/05/2019
Scored 35 points – Grant Williams (37), vs. Tennessee, 1/9/2018
Scored 40 points – Morris Almond (44), Rice, 1/3/2007
Two Players Had 20 Points – Grant Williams (37), Admiral Schofield (22), vs. Tennessee, 1/9/2018
Five Players Scored in Double Figures Deandre Burnett (17), Terence Davis (17), Breein Tyree (11), Justas Furmanavicius (11), Sebastian Saiz (10), vs. Ole Miss, 2/4/2017
Six Players Scored in Double Figures – Bam Doyme (22), Dwayne Curtis (12), Todd Abernethy (11), Clarence Sanders (11), Polynice (10) and Williams (10), vs. Ole Miss, 1/27/2007
Four Players with 15 or more points – Erik Daniels (20), Marquis Estill (17), Keleenna Azubuike (16) and Gerald Fitch (15) vs. Kentucky, 3/5/2003

Double-Doubles:
Double-Double – Nick Rakocevic (19 points, 18 rebounds) at USC, 11/11/2018
Triple-Double – Sam Muldrow (16 points, 14 rebounds and 10 blocks) at South Carolina, 1/8/2010
20-10 game – Dylan Windler (24 points, 11 rebounds), at Belmont, 11/13/2017
30-10 game – Ben Simmons (36 points, 14 rebounds), LSU, 1/2/2016
Double-Double in Points and Rebounds – Nick Rakocevic (19 points, 18 rebounds) at USC, 11/11/2018
Double-Double in Points and Assists – Nick Calathes (15 points, 10 assists) at Florida, 1/27/2008
Two players record double-doubles – Prince Ibeh (13 points, 11 rebounds), Kerwin Roach, Jr. (15 points, 11 rebounds), at Texas, 1/30/2016

Field Goals:
Made 10 FG in a game – Tremont Waters (10) at LSU, 2/20/2018
Made 11 FG in a game – Breein Tyree (11), vs. Ole Miss 1/05/2019
Made 12 FG in a game – Shai Gilgeous-Alexander (12) at Kentucky, 1/30/2018
Made 13 FG in a game – Duop Reath (13) vs. LSU, 1/20/2018
Attempted 15 FG in a game – Chris Silva (15) at South Carolina, 1/6/2018
Attempted 16 FG in a game – Antonio Green, vs. M. Tennessee, 12/5/2018
Attempted 17 FG in a game – Derryck Thornton (17), at USC, 11/11/2018
Attempted 18 FG in a game – Jaylin Walker (18) vs. Kent State, 11/23/2018
Attempted 19 FG in a game – Shai Gilgeous-Alexander (19) at Kentucky, 1/30/2018

Attempted 20 FG in a game – Duop Reath (20) vs. LSU, 1/20/2018
Attempted 25 FG in a game – Malik Monk (25) at Kentucky, 2/28/2017
Three-Pointers:
Made 5 3-pointers in a game – Jaquan Dotson (5), vs. Savannah St., 11/27/2018
Made 6 3-pointers in a game – Jamal Murray, vs. Kentucky (6), 2/27/16
Made 7 3-pointers in a game – Chandler Parsons (7) vs. Florida, 1/25/2009
Made 8 3-pointers in a game– Brian Sullivan (8) vs. Miami (OH), 1/2/2012
Attempted 10 3-pointers in a game – Jordan McLaughlin (11), vs. USC, 11/19/2017

Free Throws:
Made 10 FT in a game – Grant Williams (12) at Tennessee, 1/23/2018
Made 16 FT in a game – Ben Simmons (16), LSU, 1/2/2016
Made 17 FT in a game – Morris Almond (17) at Rice, 1/3/2007
Attempted 10 FT in a game – Kamau Stokes (12) vs. Kansas St., 12/22/2018
Attempted 13 FT in a game - Ian Dubose (13) vs. Houston Baptist, 12/20/2017
Attempted 14 FT in a game - Grant Williams, (14) at Tennessee, 1/23/2018
Attempted 15 FT in a game – Grant Williams (15) vs. Tennessee, 1/9/2018

Rebounds:
10 Rebounds in a game – Reid Travis (12) at Kentucky, 1/12/2019
15 Rebounds in a game – Sebastian Saiz (16), vs. Ole Miss, 2/4/2017
18 Rebounds in a game – Nick Rakocevic (18) at USC, 11/11/2018
19 Rebounds in a game – Omar Samhan (19) at St. Mary's, 11/20/2009
20 Rebounds in a game – Roy Rogers (20) at Alabama, 1/3/1996

Assists
8 Assists – Lamar Peters (8) vs. Miss. St. (2/14/18)
9 Assists – Tremont Waters (9) at LSU, 2/20/2018
10 Assists – Alex Caruso (10) at Texas A&M, 1/31/2015
11 Assists – Dee Bost (11) vs. Mississippi State, 3/11/2011
12 Assists – Jared Harper (14) at Auburn, 2/3/2018

Blocks:
4 Blocked Shots – Kevarrius Hayes (4), at Florida, 12/30/2017
5 Blocked Shots – Nicolas Claxton (5), at Georgia, 1/09/19
6 Blocked Shots – Reggie Lynch, (6), vs. Minnesota, 12/3/16
7 Blocked Shots – Daniel Gafford, (7), at Arkansas, 2/10/18
8 Blocked Shots – Jarvis Varnado (9) vs. Mississippi State, 2/3/2010
10 Blocked Shots – Sam Muldrow (10) at South Carolina, 1/8/2011

Steals:

5 Steals – Tyrell Harper (5) vs. Savannah St., 11/27/2018
6 Steals – Jajuan Johnson (6) vs. Marquette, 11/11/2016
7 Steals – Aaron Lucas (7) at South Carolina, 1/19/2002
8 Steals – Steve Wojciechowski (8) at Duke, 11/22/1996
Two players with 3 steals – Tyrell Harper (5), Romani Hansen (3) vs. Savannah St., 11/27/2018

Minutes:
Played every minute – Jordan Barnett vs. Missouri, 2/27/2018
Played over 40 minutes – Kevin Knox (40), at Kentucky, 1/30/2018

Fouls:
Technical Foul – Lamar Peters Mississippi State, 1/19/2019
Fouled Out - Chris Silva vs. South Carolina 1/16/2019
Three Players Fouled Out – Jordan Usher, Derryck Thornton, Kevin Porter, Jr. at USC, 11/11/2018

OPPONENT - TEAM

Scored 90 or more points at Memorial Gym – 92 vs. Tennessee, 1/9/2018 (L, 84-92)
Scored 100 or more points – 106 at Kentucky 3/5/2003 (L, 44-106)
Scored 110 or more points – 120 vs. Kentucky 2/7/1996 (L, 81-120)
Scored 120 or more points – 120 vs. Kentucky 2/7/1996 (L, 81-120)
Scored 130 or more points – Never
Scored Less than 50 points – 41 vs. Texas A&M, 3/9/17 (W, 66-41)
Scored Less than 40 points – 31 at Mississippi State, 2/23/2013 (W, 72-31)
Shot 50% or Better - .500 at Kentucky, 1/12/2019 (Kentucky, 56-47)
Shot 60% or Better - .625 at LSU (LSU 88, VU 78), 2/20/2018
Shot 60% or Better from 3PT - .654 (17-26), at Auburn, 2/3/2018
Shot less than 30% FG– .250 (4-16), at Kentucky, 1/12/2019 (L, 47-56)
Shot less than 15% from 3PT - .143 (2-14), vs. M. Tennessee, 12/5/2018 (W, 79-51)
Held Opponent Without a 3-Pointer – vs. Nebraska, 11/18/10 (W, 59-49)
Shot 90% or Better from Free Throw Line –90.0, at Florida, 12/30/2017 (27-30)
Shot less than 50% from Free Throw Line – .467, vs. Minnesota, 12/3/2016 (L, 52-56)
Attempted 30 FT –35, vs. South Carolina 1/16/2019
Attempted 40 FT – 42 at Mississippi State, 2/12/2007
Attempted 45 or More FT – 49 at South Carolina, 1/28/2009
Attempted Zero FT – vs. TCU, 1/27/2018
Attempted five or less FT – 1 vs. Miami (OH), 1/2/2012
Made 30 FT – 32, at South Carolina, 1/28/2009
Made 0 FT – vs. TCU, 1/27/2018
Made 12 3PT – 12, vs. Missouri, 2/27/2018
Made 15 3PT – 16, vs. Savannah St., 11/27/2018



CLEVON BROWN

15

Junior, Forward
6'8" 240 lbs.
San Antonio, Texas
Churchill HS

SEASON HIGHS

- Points:** 8, at USC (11/11/18)
- FG Made:** 4, at USC (11/11/18)
- FG Atts:** 8, at USC (11/11/18)
- 3FG Made:** 1, vs. Middle Tennessee (12/5/18)
- 3FG Atts:** 2, at USC (11/11/18)
- FT Made:** 2, vs. Savannah St. (11/27/18)
- FT Atts:** 3, at USC (11/11/18)
- Rebounds:** 6, 2x, last vs. Tennessee State (12/29/18)
- Assists:** 4, vs. South Carolina (1/16/19)
- Turnovers:** 2, vs. Winthrop (11/6/18)
- Blocks:** 4, vs. Savannah St. (11/27/18)
- Steals:** 1, 3x, last vs. N.C. State (12/5/18)
- Minutes:** 21, vs. Middle Tennessee (12/5/18)

CAREER HIGHS

- Points:** 13, vs. Austin Peay (11/10/17)
- FG Made:** 6, vs. Austin Peay (11/10/17)
- FG Atts:** 11, vs. Austin Peay (11/10/17)
- 3FG Made:** 2, 2x, last at Missouri (2/11/17)
- 3FG Atts:** 3, 2x, at Missouri (2/11/17)
- FT Made:** 2, 4x, last vs. Savannah St. (11/27/18)
- FT Atts:** 4, vs. Texas A&M (2/16/17)
- Rebounds:** 7, at Kentucky (1/30/18)
- Assists:** 4, vs. South Carolina (1/16/19)
- Turnovers:** 4, at Auburn (2/3/18)
- Blocks:** 8, at Ole Miss (3/3/18)
- Steals:** 2, vs. Austin Peay (11/10/17)
- Minutes:** 31, at Kentucky (1/30/18)

BROWN NOTEBOOK

- ✪ Leads team in blocks (1.3 per game).
- ✪ Dished out career-high four assists against South Carolina.
- ✪ Made two starts this season (Savannah State, N.C. State).
- ✪ Tallied eight points and four rebounds in win at USC; had three blocks vs. Liberty.
- ✪ Played in 32 games and made four starts in 2017-18. Averaged 3.9 points and 3.1 rebounds per game.
- ✪ Tallied a career-high eight blocks at Ole Miss. Also added six points and four rebounds. Most blocks for a Commodore since Luke Kornet had 10 vs. Auburn on 1/12/16
- ✪ Played career-high in minutes against TCU (26) and Kentucky (31). Had career-high 7 rebounds at UK.
- ✪ Scored a career-high 13 points in win over Austin Peay. Also set new career bests in field goals made and steals, and tied a career high in rebounds and blocks.
- ✪ Played in 34 games and averaged 1.6 points and 1.5 rebounds per game as a freshman in 2016-17.
- ✪ Signed with the Commodores in November of 2015.
- ✪ Made career debut vs. Marquette, scored five points against Golden Eagles; scored career-high six points vs. Norfolk State.
- ✪ Was ranked as the 9th-best player in the state of Texas by Texas Hoops, and the 126th-ranked player nationally by Rivals.com.
- ✪ Ranked as the 26th-ranked power forward in the country by Scout.com, he also received offers from Texas, Illinois, Notre Dame, and Auburn.

BROWN GAME-BY-GAME (JUNIOR)

Opponent	M	FG-A	3P-A	FT-A	Reb	PF	A	T	B	S	PTS
N6 Winthrop	19	3-5	0-1	0-0	6	3	0	2	2	0	6
N11 @USC	18	4-8	0-2	0-3	4	2	0	0	1	1	8
N16 Alcorn State	19	1-4	0-0	0-0	4	2	1	0	1	0	2
N19 Liberty	11	0-1	0-0	0-0	1	1	1	1	3	1	0
N23 Kent State	6	0-2	0-0	0-0	3	1	0	0	0	0	0
N27 Savannah State*	20	1-2	0-0	2-2	1	0	0	0	4	1	4
D1 vs. N.C. State*	16	2-2	0-0	0-2	2	3	2	1	1	1	4
D5 Middle Tennessee	21	2-4	1-1	0-0	2	3	1	1	1	0	5
D17 Arizona State	12	1-1	0-0	1-2	2	2	0	1	1	0	3
D22 @Kansas State	13	1-1	0-0	0-0	1	0	0	0	0	0	2
D29 Tennessee State	13	1-1	0-0	1-2	6	3	1	0	2	0	3
D31 UNC Asheville	16	1-1	0-0	0-0	3	0	0	1	3	0	2
J5 Ole Miss	8	2-4	0-0	0-0	2	0	0	0	1	0	4
J9 @Georgia	5	0-1	0-0	0-0	1	1	0	1	0	0	0
J12 @Kentucky	4	0-0	0-0	0-0	0	0	0	0	0	0	0
J16 South Carolina	15	1-4	0-2	0-0	3	3	4	0	0	0	2
J19 Mississippi State	12	0-2	0-0	0-0	3	0	0	0	0	0	0
J23 Tennessee											
J26 @Oklahoma											
J29 Kentucky											
F2 @Missouri											
F5 @Arkansas											
F9 Alabama											
F13 @Florida											
F16 Auburn											
F19 @Tennessee											
F23 @Alabama											
F27 Florida											
M2 @Texas A&M											
M6 Arkansas											
M9 @LSU											

Brown's Overall Statistics at Vanderbilt

Year	GP	GS	Min	Avg	FG	FGA	Pct	3FG	3FGA	Pct	FT	FTA	Pct	Off	Def	Tot	Avg	PF	FO	Ast	TO	Blk	Stl	Pts	Avg
2016-17	34	0	258	7.6	20	51	.392	8	27	.296	7	12	.583	16	34	50	1.5	35	0	3	16	14	1	55	1.6
2017-18	32	4	543	17.0	51	112	.455	11	46	.239	12	26	.462	42	56	98	3.1	67	3	7	27	43	9	125	3.9
2018-19	17	2	228	13.4	20	43	.465	1	6	.167	4	11	.364	22	22	44	2.6	24	0	10	8	20	4	45	2.6
TOTAL	83	6	1029	12.4	91	206	.442	20	79	.253	23	49	.469	80	112	192	2.3	126	3	20	51	77	14	225	2.7

Brown's SEC Statistics at Vanderbilt

Year	GP	GS	Min	Avg	FG	FGA	Pct	3FG	3FGA	Pct	FT	FTA	Pct	Off	Def	Tot	Avg	PF	FO	Ast	TO	Blk	Stl	Pts	Avg
2016-17	17	0	118	6.9	10	24	.417	3	12	.250	3	7	.429	8	15	23	1.4	17	0	2	7	9	0	26	1.5
2017-18	18	3	350	19.4	28	61	.459	8	25	.320	7	15	.467	27	39	66	3.7	42	2	5	20	29	5	71	3.9
2018-19	5	0	44	8.8	3	11	.273	0	2	.000	0	0	.000	4	5	9	1.8	4	0	4	1	1	0	6	1.2
TOTAL	40	3	512	12.8	41	96	.427	11	39	.282	10	22	.455	39	59	98	2.5	63	2	11	28	39	5	103	2.6



MAXWELL EVANS

3

Sophomore, Guard
6'2" 192 lbs.
Houston, Texas
Bellaire HS

SEASON HIGHS

Points: 16, vs. Savannah St. (11/27/18)
FG Made: 6, vs. Savannah St. (11/27/18)
FG Atts: 9, vs. Savannah St. (11/27/18)
3FG Made: 2, 3x, last at Georgia (1/9/19)
3FG Atts: 5, at Georgia (1/9/19)
FT Made: 5, 2x, last vs. Tennessee State (12/29/18)
FT Atts: 9, at Kansas St. (12/22/18)
Rebounds: 4, 5x, last at Georgia (1/9/19)
Assists: 4, vs. Tennessee State (12/29/18)
Turnovers: 4, at Kentucky (1/12/19)
Blocks: 1, vs. Savannah St. (11/27/18)
Steals: 2, at Georgia (1/9/19)
Minutes: 26, vs. Savannah St. (11/27/18)

CAREER HIGHS

Points: 16, vs. Savannah St. (11/27/18)
FG Made: 6, 2x, vs. Savannah St. (11/27/18)
FG Atts: 10, vs. Houston Baptist (12/20/17)
3FG Made: 3, vs. Texas A&M (2/24/18)
3FG Atts: 6, vs. Alabama (1/2/18)
FT Made: 8, at Arkansas (2/10/18)
FT Atts: 9, at Arkansas (2/10/18)
Rebounds: 9, at Arkansas (2/10/18)
Assists: 4, vs. Tennessee State (12/29/18)
Turnovers: 4, 2x, last at Kentucky (1/12/19)
Blocks: 1, vs. Savannah St. (11/27/18)
Steals: 2, at Georgia (1/9/19)
Minutes: 29, at Auburn (2/3/18)

EVANS NOTEBOOK

- ☛ Scored a career-high 16 points in season-best 26 minutes against Savannah State; scored 10 points at Georgia.
- ☛ Played season-high 21 minutes against Kent State and scored eight points.
- ☛ Played in 29 games and made 15 starts as a true freshman...Averaged 3.9 points and 1.9 rebounds per game.
- ☛ Tied a career high with 14 points at Ole Miss - all of which came in first half.
- ☛ Scored eight points on 8-9 shooting from the FT line against Razorbacks; also had career-high nine rebounds.
- ☛ Tallied 13 points at Auburn in a career-best 29 minutes.
- ☛ Scored career-high 14 points, all in the second half, against Houston Baptist.
- ☛ 6'2 guard from Bellaire High School in Houston, Texas, was the number 16-ranked prospect in the state of Texas and 247sports.com ranked him as the 11th-ranked combo guard nationally at the end of his junior season.
- ☛ Chose the Commodores over Purdue, Northwestern, and Kansas State.
- ☛ Four-year starter and captain who averaged 32.7 points, 7.1 rebounds, 6.5 assists, 3.2 steals, and 2.0 blocks as a senior at Bellaire, where he played for coach Bruce Glover.
- ☛ Son of Carlis and Sharon...Is a triplet with sisters Megan and Maya, who each play volleyball at Alabama A&M... Also has an older brother Denzel, who is a running back at the University of Kansas...Advice to young people: "Always work hard on what you want to achieve."

EVANS GAME-BY-GAME (SOPHOMORE)

Opponent	M	FG-A	3P-A	FT-A	Reb	PF	A	T	B	S	PTS
N6 Winthrop	3	0-0	0-0	0-0	0	0	0	0	0	0	0
N11 @USC	2	0-1	0-1	0-1	0	0	0	0	0	0	0
N16 Alcorn State	7	2-3	0-1	0-0	1	1	0	0	0	1	4
N19 Liberty	DNP										
N23 Kent State	21	3-7	1-1	1-4	4	0	1	0	0	0	8
N27 Savannah State	26	6-9	2-4	2-2	4	1	3	3	1	0	16
D1 vs. N.C. State	20	4-7	1-3	1-2	3	3	1	2	0	0	10
D5 Middle Tennessee	22	3-8	1-3	2-2	4	2	3	1	0	0	9
D17 Arizona State	17	3-5	2-3	0-0	4	0	3	1	0	0	8
D22 @Kansas State	24	0-3	0-1	5-9	2	0	2	2	0	0	5
D29 Tennessee State	19	2-5	1-3	5-6	2	1	4	0	0	1	10
D31 UNC Asheville	16	1-4	0-2	3-5	3	0	1	1	0	0	5
J5 Ole Miss	9	0-1	0-1	0-0	0	0	1	0	0	0	0
J9 @Georgia	25	3-7	2-5	2-2	4	3	1	1	0	2	10
J12 @Kentucky	15	0-1	0-0	0-0	1	2	2	4	0	1	0
J16 South Carolina	5	0-1	0-1	0-0	0	0	1	1	0	0	0
J19 Mississippi State	12	0-1	0-1	1-2	0	0	0	1	0	0	1
J23 Tennessee											
J26 @Oklahoma											
J29 Kentucky											
F2 @Missouri											
F5 @Arkansas											
F9 Alabama											
F13 @Florida											
F16 Auburn											
F19 @Tennessee											
F23 @Alabama											
F27 Florida											
M2 @Texas A&M											
M6 Arkansas											
M9 @LSU											

Evans' Overall Statistics at Vanderbilt

Year	GP	GS	Min	Avg	FG	FGA	Pct	3FG	3FGA	Pct	FT	FTA	Pct	Off	Def	Tot	Avg	PF	FO	Ast	TO	Blk	Stl	Pts	Avg
2017-18	29	15	378	13.0	34	95	.358	18	54	.333	28	33	.848	15	41	56	1.9	33	0	14	25	0	9	114	3.9
2018-19	16	0	244	15.3	27	63	.429	10	30	.333	22	35	.629	11	21	32	2.0	14	0	23	17	1	5	86	5.4
TOTAL	45	15	622	13.8	61	158	.386	28	84	.333	50	68	.735	26	62	88	2.0	47	0	37	42	1	14	200	4.4

Evans' SEC Statistics at Vanderbilt

Year	GP	GS	Min	Avg	FG	FGA	Pct	3FG	3FGA	Pct	FT	FTA	Pct	Off	Def	Tot	Avg	PF	FO	Ast	TO	Blk	Stl	Pts	Avg
2017-18	17	12	257	15.1	18	52	.346	12	32	.375	26	30	.867	13	28	41	2.4	24	0	7	19	0	6	74	4.4
2018-19	5	0	66	13.2	3	11	.273	2	8	.250	3	4	.750	0	5	5	1.0	5	0	5	7	0	3	11	2.2
TOTAL	22	12	323	14.7	21	63	.333	14	40	.350	29	34	.853	13	33	46	2.1	29	0	12	26	0	9	85	3.9



DARIUS GARLAND

10 Freshman, Guard
6'2" 175 lbs.
Nashville, Tenn.
Brentwood Academy

SEASON HIGHS

- Points:** 33, vs. Liberty (11/19/18)
- FG Made:** 12, vs. Liberty (11/19/18)
- FG Atts:** 18, vs. Liberty (11/19/18)
- 3FG Made:** 5, vs. Liberty (11/19/18)
- 3FG Atts:** 8, vs. Liberty (11/19/18)
- FT Made:** 4, 2x, last vs. Liberty (11/19/18)
- FT Atts:** 5, 2x, last vs. Liberty (11/19/18)
- Rebounds:** 7, vs. Alcorn St. (11/16/18)
- Assists:** 4, 3x, last vs. Liberty (11/19/18)
- Turnovers:** 6, at USC (11/11/18)
- Blocks:** 2, vs. Winthrop (11/6/18)
- Steals:** 2, vs. Winthrop (11/6/18)
- Minutes:** 37, vs. Liberty (11/19/18)

CAREER HIGHS

- Points:** 33, vs. Liberty (11/19/18)
- FG Made:** 12, vs. Liberty (11/19/18)
- FG Atts:** 18, vs. Liberty (11/19/18)
- 3FG Made:** 5, vs. Liberty (11/19/18)
- 3FG Atts:** 8, vs. Liberty (11/19/18)
- FT Made:** 4, 2x, last vs. Liberty (11/19/18)
- FT Atts:** 5, 2x, last vs. Liberty (11/19/18)
- Rebounds:** 7, vs. Alcorn St. (11/16/18)
- Assists:** 4, 3x, last vs. Liberty (11/19/18)
- Turnovers:** 6, at USC (11/11/18)
- Blocks:** 2, vs. Winthrop (11/6/18)
- Steals:** 2, vs. Winthrop (11/6/18)
- Minutes:** 37, vs. Liberty (11/19/18)

GARLAND NOTEBOOK

- ✦ Injured meniscus in left knee vs. Kent State and will miss the remainder of the season.
- ✦ Scored 33 points vs. Liberty, the second-most ever by a Commodore freshman and the second-most by a Vanderbilt player since 1996-97.
- ✦ Named the SEC Freshman of the Week after averaging 21.5 points, 4.0 rebounds, 2.5 assists, 1.0 block, and 1.5 steals in two Commodore victories
- ✦ Tallied 24 points, four assists, three rebounds, two steals, and two blocks in his collegiate debut vs. Winthrop.
- ✦ Garland, from Nashville, Tenn. and the Brentwood Academy, signed his National Letter of Intent with the Commodores in November in 2017. A consensus five-star recruit by most recruiting services, Garland enters the Vanderbilt program as one of the nation's best incoming point guards.
- ✦ Attended Brentwood Academy and won a TSSAA-record-tying four state championships with the Eagles and became only the second player in state history to claim three consecutive Mr. Basketball awards (Brentwood Academy's Brandan Wright - 2004 to 2006).
- ✦ Averaged 28.6 points per game as a senior and shot 59.7 percent from the field.
- ✦ Named a 2018 McDonald's All-American and a Naismith National Player of the Year semifinalist, becoming only the second Commodore to be named a McDonald's All-American (class of 2018 signee Simi Shittu) and the first named as a Naismith semifinalist. Also a Jordan Brand nominee.
- ✦ Named the Gatorade Tennessee Player of the Year in 2018.
- ✦ Darius Kinnard Garland...January 26, 2000...Son of Winston and Felicia Garland...Has one brother, Desmond Nun nery...Plans to major in Communications and Broadcasting...Advice to young people: "Never be satisfied."

GARLAND GAME-BY-GAME (FRESHMAN)

Opponent	M	FG-A	3P-A	FT-A	Reb	PF	A	T	B	S	PTS
N6 Winthrop*	36	9-15	3-7	3-5	3	1	4	2	2	2	24
N11 @USC*	36	6-14	3-5	4-4	5	4	1	6	0	1	19
N16 Alcorn State*	28	1-6	0-3	1-2	7	0	4	3	0	0	3
N19 Liberty*	37	12-18	5-8	4-5	4	2	4	4	0	1	33
N23 Kent State*	2	1-1	0-0	0-0	0	0	0	0	0	0	2
N27 Savannah State	DNP										
D1 vs. N.C. State	DNP										
D5 Middle Tennessee	DNP										
D17 Arizona State	DNP										
D22 @Kansas State	DNP										
D29 Tennessee State	DNP										
D31 UNC Asheville	DNP										
J5 Ole Miss	DNP										
J9 @Georgia	DNP										
J12 @Kentucky	DNP										
J16 South Carolina	DNP										
J19 Mississippi State	DNP										
J23 Tennessee											
J26 @Oklahoma											
J29 Kentucky											
F2 @Missouri											
F5 @Arkansas											
F9 Alabama											
F13 @Florida											
F16 Auburn											
F19 @Tennessee											
F23 @Alabama											
F27 Florida											
M2 @Texas A&M											
M6 Arkansas											
M9 @LSU											

Garland's Overall Statistics at Vanderbilt

Year	GP	GS	Min	Avg	FG	FGA	Pct	3FG	3FGA	Pct	FT	FTA	Pct	Off	Def	Tot	Avg	PF	FO	Ast	TO	Blk	Stl	Pts	Avg
2018-19	5	5	139	27.8	29	54	.537	11	23	.478	12	16	.750	2	17	19	3.8	7	0	13	15	2	4	81	16.2
TOTAL	5	5	139	27.8	29	54	.537	11	23	.478	12	16	.750	2	17	19	3.8	7	0	13	15	2	4	81	16.2



SABEN LEE

O

Sophomore, Guard
6'2" 183 lbs.
Phoenix, Ariz.
Corona Del Sol HS

SEASON HIGHS

- Points:** 23, vs. Tennessee State (12/29/18)
- FG Made:** 8, vs. Tennessee State (12/29/18)
- FG Atts:** 13, at USC (11/11/18)
- 3FG Made:** 1, 6x, last at Kentucky (1/12/19)
- 3FG Atts:** 4, 2x, last vs. Kent St. (11/23/18)
- FT Made:** 9, 4x, last vs. S. Carolina (1/17/19)
- FT Atts:** 14, vs. Liberty (11/19/18)
- Rebounds:** 6, 2x, last vs. Miss. State (1/19/19)
- Assists:** 6, vs. Alcorn St. (11/16/18)
- Turnovers:** 6, vs. Kent St. (11/23/18)
- Blocks:** 1, 3x, last vs. S. Carolina (1/17/19)
- Steals:** 3, vs. Savannah St. (11/27/18)
- Minutes:** 38, vs. Miss. State (1/19/19)

CAREER HIGHS

- Points:** 24, vs. Arizona State (12/17/17)
- FG Made:** 9, vs. Arizona State (12/17/17)
- FG Atts:** 14, 3x, last at Ole Miss (3/3/18)
- 3FG Made:** 3, 3x, last at LSU (2/20/18)
- 3FG Atts:** 6, vs. Austin Peay (11/10/17)
- FT Made:** 12, vs. Kansas St. (12/3/17)
- FT Atts:** 17, vs. Kansas St. (12/3/17)
- Rebounds:** 9, vs. Texas A&M (2/24/18)
- Assists:** 9, vs. Texas A&M (2/24/18)
- Turnovers:** 6, vs. Kent St. (11/23/18)
- Blocks:** 2, vs. Austin Peay (11/10/17)
- Steals:** 4, vs. Arizona State (12/17/17)
- Minutes:** 38, 2x, last vs. Miss. State (1/19/19)

LEE NOTEBOOK

- ☛ Scored in double figures in all but four games this season; led team with season-high 23 points vs. Tenn. State.
- ☛ Ranked in the top 10 in the SEC in assists per game (8th, 3.6), free throw attempts (2nd, 115) and free throws made (2nd, 81).
- ☛ Attempted 16 free throws vs. S. Carolina, which is the most by a Commodore in SEC play and third-most by a Commodore overall since 1999. His 17 free throws against Kansas State last season at Memorial Gym is second-most in the last 20 years.
- ☛ Tallied season-high 17 points vs. Liberty. Also attempted 14 free throws, the most by a Commodore since Wade Baldwin IV attempted 14 vs. Florida on 1/26/2016
- ☛ Played in all 32 games as a freshman and started in 29 games. Tallied double figures in 17 games.
- ☛ First Commodore with nine assists vs. Texas A&M since Wade Baldwin IV at Miss. State, 2/16/2016. His 96 as sists was a freshman is 6th on Vanderbilt's all-time single-season freshman assist list.
- ☛ Averaged 11.7 points per game in SEC play; 10th in steals (1.2) in SEC games only.
- ☛ Scored career-high 24 points at Arizona State.
- ☛ Tied then-career high with 19 points vs. Kansas State - finished 12-17 from free-throw line. Last Commodore to make 12 free throws in a game was Luke Kornet vs. Belmont on 11/15/2016.
- ☛ 6'2 guard from Tempe, Ariz., who attended Corona Del Sol High School. Lee chose the Commodores over Louisville, Stanford, Florida State, and Nebraska.
- ☛ Averaged 22 points, five rebonds, four assists, three blocks, and three steals in his senior season at Corona Del Sol...First-team All-State selection as a junior and senior...Was a four-star prospect and the number 92-ranked player by Scout.com and the number 17 point guard by 247sports.com.
- ☛ Saben Anthonia Lee...June 23, 1999 ... Son of Anthonia "Amp" Lee and Natalie Williams...Has one brother Aubry...Plans to major in Mechanical Engineering...Advice to young people: "Have fun because at the next level it's all business."

LEE GAME-BY-GAME (SOPHOMORE)

Opponent	M	FG-A	3P-A	FT-A	Reb	PF	A	T	B	S	PTS
N6 Winthrop*	30	6-8	0-1	0-0	6	4	5	2	0	0	12
N11 @USC*	31	3-13	0-4	3-3	2	3	3	2	1	1	9
N16 Alcorn State*	26	3-7	1-2	3-4	2	0	6	3	0	0	10
N19 Liberty*	30	4-9	0-0	9-14	3	1	2	5	0	2	17
N23 Kent State*	29	4-10	1-4	4-8	5	3	5	6	0	1	13
N27 Savannah State*	20	4-6	0-1	3-5	4	1	4	0	0	3	11
D1 vs. N.C. State*	32	3-7	0-0	9-13	1	3	3	2	0	0	15
D5 Middle Tennessee*	28	2-9	1-3	2-2	4	1	3	0	0	2	7
D17 Arizona State*	29	2-3	1-2	9-12	5	2	3	4	0	0	14
D22 @Kansas State*	22	1-5	0-3	6-6	2	1	4	3	1	0	8
D29 Tennessee State*	27	8-9	0-1	7-9	4	0	3	2	0	1	23
D31 UNC Asheville*	27	2-3	0-0	7-8	2	3	4	1	0	1	11
J5 Ole Miss*	35	3-12	0-2	3-6	5	2	5	2	0	1	9
J9 @Georgia*	28	4-9	1-1	3-3	2	2	2	2	0	2	12
J12 @Kentucky*	31	2-6	1-2	4-6	1	2	2	0	0	1	9
J16 South Carolina*	37	4-7	0-0	9-16	3	2	3	4	1	1	17
J19 Mississippi State*	38	4-9	0-0	5-8	6	2	3	2	0	0	13
J23 Tennessee											
J26 @Oklahoma											
J29 Kentucky											
F2 @Missouri											
F5 @Arkansas											
F9 Alabama											
F13 @Florida											
F16 Auburn											
F19 @Tennessee											
F23 @Alabama											
F27 Florida											
M2 @Texas A&M											
M6 Arkansas											
M9 @LSU											

Lee's Overall Statistics at Vanderbilt

Year	GP	GS	Min	Avg	FG	FGA	Pct	3FG	3FGA	Pct	FT	FTA	Pct	Off	Def	Tot	Avg	PF	FO	Ast	TO	Blk	Stl	Pts	Avg
2017-18	32	29	857	26.8	115	249	.462	23	75	.307	85	117	.726	22	73	95	3.0	78	2	99	71	5	39	338	10.6
2018-19	17	17	499	29.4	59	132	.447	6	26	.231	86	123	.699	7	50	57	3.4	32	0	60	40	2	16	210	12.4
TOTAL	49	46	1356	27.7	174	381	.457	29	101	.287	171	240	.713	29	123	152	3.1	110	2	159	111	7	55	548	11.2

Lee's SEC Statistics at Vanderbilt

Year	GP	GS	Min	Avg	FG	FGA	Pct	3FG	3FGA	Pct	FT	FTA	Pct	Off	Def	Tot	Avg	PF	FO	Ast	TO	Blk	Stl	Pts	Avg
2017-18	18	18	520	28.9	75	148	.507	18	46	.391	42	56	.750	11	47	58	3.2	53	2	49	43	1	22	210	11.7
2018-19	5	5	169	33.8	17	43	.395	2	5	.400	24	39	.615	1	16	17	3.4	10	0	15	10	1	5	60	12.0
TOTAL	23	23	689	30.0	92	191	.482	20	51	.392	66	95	.695	12	63	75	3.3	63	2	64	53	2	27	270	11.7



MATTHEW MOYER

13

R-Sophomore, Forward
6'8" 217 lbs.
Gahanna, Ohio
Syracuse/Kent Prep

SEASON HIGHS

- Points:** 14, vs. Middle Tennessee (12/5/18)
- FG Made:** 4, 2x, last vs. Middle Tennessee (12/5/18)
- FG Atts:** 9, vs. Savannah St. (11/27/18)
- 3FG Made:** 2, 3x, last at Kentucky (1/12/19)
- 3FG Atts:** 5, vs. Savannah St. (11/27/18)
- FT Made:** 4, 2x, last vs. S. Carolina (1/16/19)
- FT Atts:** 5, vs. South Carolina (1/16/19)
- Rebounds:** 8, vs. Alcorn St. (11/16/18)
- Assists:** 5, vs. Savannah St. (11/27/18)
- Turnovers:** 3, 2x, last vs. Miss. St. (1/19/19)
- Blocks:** 2, vs. Miss. St. (1/19/19)
- Steals:** 1, 3x, last at Georgia (1/9/19)
- Minutes:** 24, 2x, last vs. Miss. St. (1/19/19)

CAREER HIGHS

- Points:** 18, vs. UConn (12/5/17)
- FG Made:** 7, vs. UConn (12/5/17)
- FG Atts:** 12, vs. Buffalo (12/19/17)
- 3FG Made:** 2, 3x, last at Kentucky (1/12/19)
- 3FG Atts:** 5, vs. Savannah St. (11/27/18)
- FT Made:** 4, 5x, last S. Carolina (1/16/19)
- FT Atts:** 6, vs. N.C. State (2/14/18)
- Rebounds:** 10, at Florida State (1/13/18)
- Assists:** 5, vs. Savannah St. (11/27/18)
- Turnovers:** 3, 2x, last vs. Miss. St. (1/19/19)
- Blocks:** 2, 3x, last vs. Miss. St. (1/19/19)
- Steals:** 3, at Florida State (1/13/18)
- Minutes:** 36, vs. UConn (12/5/17)

MOYER NOTEBOOK

- ✪ Played season-high 23 minutes vs. South Carolina; scored eight points and had four rebounds.
- ✪ Scored a Commodore-best 14 points against Middle Tennessee; scored 10 points against Tenn. State.
- ✪ Moyer, a transfer from Syracuse who arrived at Vanderbilt in the summer of 2018, was ruled immediately eligible by the NCAA on November 15. He will have three years of eligibility remaining with the Commodores.
- ✪ Has a total of 13 rebounds in two games as a Commodore.
- ✪ Redshirted first season at Syracuse, then averaged 3.1 points and 3.2 rebounds in 37 games with the Orange.
- ✪ Totaled a career-high 18 points and added eight rebounds versus Connecticut.
- ✪ Posted a career-high 10 rebounds and three steals at Florida State.
- ✪ Matthew Anthony Moyer...June 30, 1997...Son of Fred and Annette Moyer...Has one brother, Desmond Nunnery...Plans to major in Communications...Advice to young people: "Take advantage of your opportunities."

MOYER GAME-BY-GAME (SOPHOMORE)

Opponent	M	FG-A	3P-A	FT-A	Reb	PF	A	T	B	S	PTS
N6 Winthrop	DNP										
N11 @USC	DNP										
N16 Alcorn State	15	2-5	1-2	0-0	8	2	2	3	0	1	5
N19 Liberty	19	2-5	1-2	0-0	5	3	1	0	1	0	5
N23 Kent State	14	0-1	0-1	2-2	3	3	1	0	1	0	2
N27 Savannah State	24	4-9	2-5	0-0	6	0	5	2	1	0	10
D1 vs. N.C. State	14	0-2	0-1	0-0	4	1	0	0	1	0	0
D5 Middle Tennessee*	20	4-6	2-3	4-4	2	2	1	1	1	0	14
D17 Arizona State*	10	0-2	0-2	0-0	0	1	0	1	0	0	0
D22 @Kansas State*	9	0-2	0-2	0-0	1	3	0	0	1	1	0
D29 Tennessee State	23	3-4	1-2	3-4	4	3	0	1	0	0	10
D31 UNC Asheville	10	1-2	0-0	1-2	3	0	1	0	1	0	3
J5 Ole Miss	8	0-0	0-0	1-2	2	0	1	1	0	0	1
J9 @Georgia	17	2-6	0-1	1-1	1	2	0	1	0	1	5
J12 @Kentucky	14	2-4	2-4	1-2	1	1	0	1	1	1	7
J16 South Carolina	23	2-4	0-1	4-5	4	4	0	1	0	0	8
J19 Mississippi State	24	2-3	0-1	2-2	4	1	0	3	2	0	6
J23 Tennessee											
J26 @Oklahoma											
J29 Kentucky											
F2 @Missouri											
F5 @Arkansas											
F9 Alabama											
F13 @Florida											
F16 Auburn											
F19 @Tennessee											
F23 @Alabama											
F27 Florida											
M2 @Texas A&M											
M6 Arkansas											
M9 @LSU											

Moyer's Overall Statistics

Year	GP	GS	Min	Avg	FG	FGA	Pct	3FG	3FGA	Pct	FT	FTA	Pct	Off	Def	Tot	Avg	PF	FO	Ast	TO	Blk	Stl	Pts	Avg
2017-18*	37	20	587	15.9	45	85	.529	1	9	.111	22	41	.537	38	82	120	3.2	52	1	16	25	11	13	113	3.1
2018-19	15	3	244	16.3	24	55	.436	9	27	.333	19	24	.792	24	24	48	3.2	26	0	12	15	10	4	76	5.1
TOTAL	52	23	831	16.0	69	140	.493	10	36	.278	41	65	.631	62	106	168	3.2	78	1	28	40	21	17	189	3.6

Moyer's SEC Statistics at Vanderbilt

Year	GP	GS	Min	Avg	FG	FGA	Pct	3FG	3FGA	Pct	FT	FTA	Pct	Off	Def	Tot	Avg	PF	FO	Ast	TO	Blk	Stl	Pts	Avg
2018-19	5	0	86	17.2	8	17	.471	2	7	.286	9	12	.750	4	8	12	2.4	8	0	1	7	3	2	27	5.4
TOTAL	5	0	86	17.2	8	17	.471	2	7	.286	9	12	.750	4	8	12	2.4	8	0	1	7	3	2	27	5.4



AARON NESMITH

24

Freshman, Guard/Forward
6'6" 213 lbs.
Charleston, S.C.
Porter Gaud

SEASON HIGHS

- Points:** 23, vs. South Carolina (1/16/19)
- FG Made:** 7, 2x, last vs. South Carolina (1/16/19)
- FG Atts:** 14, vs. South Carolina (1/16/19)
- 3FG Made:** 5, vs. South Carolina (1/16/19)
- 3FG Atts:** 10, vs. South Carolina (1/16/19)
- FT Made:** 4, 2x, last vs. South Carolina (1/16/19)
- FT Atts:** 4, 3x, last vs. South Carolina (1/16/19)
- Rebounds:** 13, vs. Savannah St. (11/27/18)
- Assists:** 4, at USC (11/11/18)
- Turnovers:** 3, vs. Savannah St. (11/27/18)
- Blocks:** 2, 2x, last vs. Middle Tennessee (12/5/18)
- Steals:** 3, vs. Savannah St. (11/27/18)
- Minutes:** 35, 2x, last vs. South Carolina (1/16/19)

CAREER HIGHS

- Points:** 23, vs. South Carolina (1/16/19)
- FG Made:** 7, 2x, last vs. South Carolina (1/16/19)
- FG Atts:** 14, vs. South Carolina (1/16/19)
- 3FG Made:** 5, vs. South Carolina (1/16/19)
- 3FG Atts:** 10, vs. South Carolina (1/16/19)
- FT Made:** 4, 2x, last vs. South Carolina (1/16/19)
- FT Atts:** 4, 3x, last vs. South Carolina (1/16/19)
- Rebounds:** 13, vs. Savannah St. (11/27/18)
- Assists:** 4, at USC (11/11/18)
- Turnovers:** 3, vs. Savannah St. (11/27/18)
- Blocks:** 2, 2x, last vs. Middle Tennessee (12/5/18)
- Steals:** 3, vs. Savannah St. (11/27/18)
- Minutes:** 35, 2x, last vs. South Carolina (1/16/19)

NESMITH NOTEBOOK

- ✪ Tallied career-high 23 points against South Carolina; also made career-best five threes.
- ✪ Scored team-high 11 points in a career-best 35 minutes at Kentucky.
- ✪ Made first start of his career at Georgia.
- ✪ Posted 20 points and career-high 13 rebounds in win over Savannah State.
- ✪ Scored 10 points, four rebounds, and four assists in win at USC.
- ✪ Nesmith posted a stellar career at Porter Gaud High School in Charleston, S.C., where he was named the state's Gatorade Player of the Year as a senior while leading his Porter Gaud teams to three straight South Carolina state titles and scoring 2,000 career points.
- ✪ One of the class of 2018's top shooters.
- ✪ Averaged 21 points, 4.5 rebounds and 1.8 assists per game as a senior...Scored 2,067 career points and was named Most Outstanding Player at both the Chick-fil-A Classic, where he made nine three pointers, and the Rotary Roundball holiday tournament.
- ✪ Three-time South Carolina Independent School Association 3A Player of the Year...Three-time honoree as All-Lowcountry player of the year by the Charleston Post and Courier.
- ✪ Aaron Joshua Nesmith...October 16, 1999...Son of Benard and Erine Nesmith...Has one brother, Eddie...Undecided in major...Advice to young people: "Always work hard and give that little extra effort when your peers are not."

NESMITH GAME-BY-GAME (FRESHMAN)

Opponent	M	FG-A	3P-A	FT-A	Reb	PF	A	T	B	S	PTS
N6 Winthrop	17	1-4	1-4	1-1	2	2	1	2	0	0	4
N11 @USC	21	3-6	2-5	2-2	4	2	4	0	0	0	10
N16 Alcorn State	24	2-8	1-5	2-2	7	3	1	0	1	1	7
N19 Liberty	12	0-0	0-0	2-2	4	1	0	1	0	0	2
N23 Kent State	23	1-5	1-3	2-3	6	4	2	1	0	1	5
N27 Savannah State	29	7-12	2-5	4-4	13	4	3	3	2	3	20
D1 vs. N.C. State	25	3-6	1-4	2-2	5	4	1	1	1	1	9
D5 Middle Tennessee	26	3-4	1-2	2-2	8	1	2	0	2	1	9
D17 Arizona State	27	5-10	3-5	0-2	5	3	1	0	1	0	13
D22 @Kansas State	23	0-6	0-4	0-0	5	5	1	2	0	1	0
D29 Tennessee State	21	3-7	1-4	2-2	5	4	2	0	1	0	9
D31 UNC Asheville	27	2-5	2-5	0-1	7	2	3	2	0	0	6
J5 Ole Miss	18	3-9	2-5	0-0	3	5	1	1	1	1	8
J9 @Georgia*	29	3-10	1-6	2-4	8	4	0	2	1	2	9
J12 @Kentucky*	35	5-11	1-6	0-0	5	3	1	1	0	0	11
J16 South Carolina*	35	7-14	5-10	4-4	4	3	1	0	0	0	23
J19 Mississippi State*	35	4-10	2-6	1-2	6	3	0	2	0	0	11
J23 Tennessee											
J26 @Oklahoma											
J29 Kentucky											
F2 @Missouri											
F5 @Arkansas											
F9 Alabama											
F13 @Florida											
F16 Auburn											
F19 @Tennessee											
F23 @Alabama											
F27 Florida											
M2 @Texas A&M											
M6 Arkansas											
M9 @LSU											

Nesmith's Overall Statistics at Vanderbilt

Year	GP	GS	Min	Avg	FG	FGA	Pct	3FG	3FGA	Pct	FT	FTA	Pct	Off	Def	Tot	Avg	PF	FO	Ast	TO	Bik	Stl	Pts	Avg
2018-19	17	4	427	25.1	52	127	.409	26	79	.329	26	33	.788	19	78	97	5.7	53	2	24	18	10	11	156	9.2
TOTAL	17	4	427	25.1	52	127	.409	26	79	.329	26	33	.788	19	78	97	5.7	53	2	24	18	10	11	156	9.2

Nesmith's SEC Statistics at Vanderbilt

Year	GP	GS	Min	Avg	FG	FGA	Pct	3FG	3FGA	Pct	FT	FTA	Pct	Off	Def	Tot	Avg	PF	FO	Ast	TO	Bik	Stl	Pts	Avg
2018-19	5	4	152	30.4	22	54	.407	11	33	.333	7	10	.700	10	16	26	5.2	18	1	3	6	2	3	62	12.4
TOTAL	5	4	152	30.4	22	54	.407	11	33	.333	7	10	.700	10	16	26	5.2	18	1	3	6	2	3	62	12.4



MATT RYAN

32 Junior, Forward
6'8" 209 lbs.
Cortlandt Manor, N.Y.
Notre Dame/Iona Prep

SEASON HIGHS

- Points:** 19, vs. UNC Asheville (12/31/18)
- FG Made:** 7, vs. UNC Asheville (12/31/18)
- FG Atts:** 14, vs. UNC Asheville (12/31/18)
- 3FG Made:** 4, 3x, last at Kansas St. (12/22/18)
- 3FG Atts:** 11, vs. Winthrop (11/6/18)
- FT Made:** 5, vs. Arizona St. (12/17/18)
- FT Atts:** 6, vs. Arizona St. (12/17/18)
- Rebounds:** 7, vs. Liberty (11/19/18)
- Assists:** 4, vs. Alcorn St. (11/16/18)
- Turnovers:** 3, 2x, last vs. N.C State (12/1/18)
- Blocks:** 1, 2x, last at Kentucky (1/12/19)
- Steals:** 2, 2x, last vs. Miss. St. (1/19/19)
- Minutes:** 31, vs. Kent St. (11/23/18)

CAREER HIGHS

- Points:** 23, vs. Chicago State (11/26/16)
- FG Made:** 8, vs. Chicago State (11/26/16)
- FG Atts:** 15, vs. Chicago State (11/26/16)
- 3FG Made:** 7, vs. Chicago State (11/26/16)
- 3FG Atts:** 14, vs. Chicago State (11/26/16)
- FT Made:** 5, vs. Arizona St. (12/17/18)
- FT Atts:** 6, vs. Arizona St. (12/17/18)
- Rebounds:** 7, vs. Liberty (11/19/18)
- Assists:** 4, vs. Alcorn St. (11/16/18)
- Turnovers:** 3, vs. Savannah St. (11/27/18)
- Blocks:** 3, vs. Indiana (12/19/15)
- Steals:** 2, 3x, last vs. Miss. St. (1/19/19)
- Minutes:** 31, vs. Kent St. (11/23/18)

RYAN NOTEBOOK

- ✪ Ranked in the top 10 in the SEC in 3FG attempts (5th, 102) and 3FG per game (8th, 2.31)
- ✪ Made four threes in a game for the third time at Kansas State, where he led the team with 14 points.
- ✪ Sat out the 2017-18 season after transferring from Notre Dame, where he played in 72 games and participated in two NCAA tournaments, including an Elite Eight as a freshman in 2015-16.
- ✪ Has shot 39.8% from three in his two-year college career.
- ✪ Played in all 36 games as a sophomore at Notre Dame and averaged 3.6 points per game.
- ✪ Came off the bench in the ACC semifinal victory over Florida State to score 11 points on 3-of-4 shooting from three point range.
- ✪ Scored 17 points on 5-of-7 shooting from three-point range, while collecting a season-high five rebounds, in a victory over North Carolina A&T.
- ✪ Hit first five 3FG attempts and eventually finished 7-14 from three-point range with a career-high 23 points vs. Chicago State
- ✪ Born in White Plains, New York...Son of Richard and Laurie Ryan, along with older sister, Mikela and younger brother, Michael...Was a member of National Honor Society, National Latin Honor Society and National Italian Honor Society in high school...Majoring in Economics.

RYAN GAME-BY-GAME (JUNIOR)

Opponent	M	FG-A	3P-A	FT-A	Reb	PF	A	T	B	S	PTS
N6 Winthrop*	30	5-12	4-11	2-3	2	2	1	0	1	0	16
N11 @USC*	26	1-6	1-4	1-2	5	2	2	1	0	0	4
N16 Alcorn State*	21	4-8	4-7	0-0	2	2	4	1	0	0	12
N19 Liberty*	28	4-9	2-5	0-0	7	3	0	1	0	0	10
N23 Kent State*	31	3-5	2-4	0-0	5	0	2	0	0	0	8
N27 Savannah State*	20	3-8	3-8	2-2	3	0	3	3	0	0	11
D1 vs. N.C. State*	21	3-9	1-5	2-2	5	0	0	3	0	1	9
D5 Middle Tennessee*	21	3-5	2-4	1-1	0	0	2	1	0	0	9
D17 Arizona State*	24	2-11	2-9	5-6	1	1	1	0	0	0	11
D22 @Kansas State*	29	4-8	4-7	2-3	4	4	0	2	0	0	14
D29 Tennessee State*	22	3-8	2-6	0-0	3	2	0	0	0	0	8
D31 UNC Asheville*	30	7-14	3-9	2-2	4	3	2	2	0	0	19
J5 Ole Miss*	28	3-7	3-5	0-0	0	2	1	1	0	2	9
J9 @Georgia*	18	1-6	1-6	0-0	1	3	1	0	0	0	3
J12 @Kentucky*	24	1-7	1-6	0-0	1	3	0	0	1	0	3
J16 South Carolina*	18	2-6	2-6	0-0	0	2	0	1	0	0	6
J19 Mississippi State*	14	1-4	1-4	0-0	1	2	0	0	0	2	3
J23 Tennessee											
J26 @Oklahoma											
J29 Kentucky											
F2 @Missouri											
F5 @Arkansas											
F9 Alabama											
F13 @Florida											
F16 Auburn											
F19 @Tennessee											
F23 @Alabama											
F27 Florida											
M2 @Texas A&M											
M6 Arkansas											
M9 @LSU											

Ryan's Overall Statistics

Year	GP	GS	Min	Avg	FG	FGA	Pct	3FG	3FGA	Pct	FT	FTA	Pct	Off	Def	Tot	Avg	PF	FO	Ast	TO	Blk	Stl	Pts	Avg
2015-16*	36	4	521	14.5	60	144	.417	46	123	.374	19	24	.792	4	56	60	1.7	55	0	18	6	3	9	185	5.1
2016-17*	36	0	286	7.9	43	99	.434	36	83	.434	9	10	.900	6	26	32	0.9	29	0	14	13	1	6	131	3.6
2018-19	17	17	406	23.9	50	133	.376	38	106	.358	17	21	.810	7	37	44	2.6	31	0	19	15	2	5	155	9.1
TOTAL	89	21	1213	13.6	153	376	.407	120	312	.385	45	55	.818	17	119	136	1.5	115	0	51	34	6	20	471	5.3

Ryan's SEC Statistics at Vanderbilt

Year	GP	GS	Min	Avg	FG	FGA	Pct	3FG	3FGA	Pct	FT	FTA	Pct	Off	Def	Tot	Avg	PF	FO	Ast	TO	Blk	Stl	Pts	Avg
2018-19	5	5	102	20.4	8	30	.267	8	27	.296	0	0	.000	0	3	3	0.6	12	0	2	2	1	4	24	4.8
TOTAL	5	5	102	20.4	8	30	.267	8	27	.296	0	0	.000	0	3	3	0.6	12	0	2	2	1	4	24	4.8



SIMISOLA SHITTU

11

Freshman, Forward
6'10" 240 lbs.
Burlington, Ontario
Vermont Academy

SEASON HIGHS

- Points:** 21, vs. Ole Miss (1/8/19)
- FG Made:** 9, vs. Alcorn St. (11/16/18)
- FG Atts:** 15, 2x, last at Georgia (1/9/19)
- 3FG Made:**
- 3FG Atts:** 3, vs. Middle Tennessee (12/5/18)
- FT Made:** 9, vs. Ole Miss (1/5/19)
- FT Atts:** 15, vs. Ole Miss (1/5/19)
- Rebounds:** 15, at USC (11/11/18)
- Assists:** 5, vs. Savannah St. (11/27/18)
- Turnovers:** 5, 2x, last vs. Savannah St. (11/23/18)
- Blocks:** 3, 2x, last vs. N.C. State (12/1/18)
- Steals:** 3, at USC (11/11/18)
- Minutes:** 37, vs. Arizona St. (12/17/18)

CAREER HIGHS

- Points:** 21, vs. Ole Miss (1/8/19)
- FG Made:** 9, vs. Alcorn St. (11/16/18)
- FG Atts:** 15, 2x, last at Georgia (1/9/18)
- 3FG Made:**
- 3FG Atts:** 3, vs. Middle Tennessee (12/5/18)
- FT Made:** 9, vs. Ole Miss (1/5/19)
- FT Atts:** 15, vs. Ole Miss (1/5/19)
- Rebounds:** 15, at USC (11/11/18)
- Assists:** 5, vs. Savannah St. (11/27/18)
- Turnovers:** 5, 2x, last vs. Savannah St. (11/23/18)
- Blocks:** 3, 2x, last vs. N.C. State (12/1/18)
- Steals:** 3, at USC (11/11/18)
- Minutes:** 37, vs. Arizona St. (12/17/18)

SHITTU NOTEBOOK

- ✪ Tallied third double-double at Georgia (10 points, 14 rebounds).
- ✪ Scored career-high 21 points against Ole Miss; named the conference's Freshman of the Week after averaging 19 points, nine rebounds and 3.5 assists against UNC Asheville and Ole Miss.
- ✪ Third-leading freshmen scorer in the SEC and leading freshmen rebounder.
- ✪ Scored 21 points in the SEC opener against Ole Miss, and it was the most by a Vanderbilt freshman in an SEC opener since A.J. Ogilvy scored 25 points in an 80-73 win over South Carolina at Memorial Gym on January 9, 2008.
- ✪ Ranked in top 10 in SEC in defensive rebounds per game (5th, 5.88), double doubles (9th, 3), free throw attempts (5th, 92), free throws made (7th, 61), rebounds per game (8th, 7.8), and total rebounds (7th, 124).
- ✪ Shittu, from Burlington, Ont. and the Vermont Academy, signed his National Letter of Intent with the Commodores in November in 2017. A consensus five-star forward/center Shittu is considered one of the best frontcourt prospects to enter college basketball this season.
- ✪ Averaged 20 points, 10 rebounds and 3 assists per game on the spring and summer AAU circuit for CIA Bounce.
- ✪ Was named a McDonald's All-American in 2018, Vanderbilt's second honoree in the class of 2018 (point guard Darius Garland).
- ✪ Also a Jordan Brand honoree.
- ✪ Averaged 19.9 points and 12.7 rebounds per game for Vermont Academy in 2016-17.
- ✪ Ranked seventh-best prospect in the class of 2018 and the number-one ranked power forward by Rivals.com.
- ✪ Oluwasimisola Shittu...November 7, 1999...Son of Adesoji and Omena Shittu...Has one brother, Tayo...Undecided in major...Advice to young people: "If you put in the work, everything will take care of itself."

SHITTU GAME-BY-GAME (FRESHMAN)

Opponent	M	FG-A	3P-A	FT-A	Reb	PF	A	T	B	S	PTS
N6 Winthrop*	32	6-12	0-1	6-9	10	3	1	1	2	2	18
N11 @USC*	26	5-12	0-0	4-7	15	5	3	3	1	3	14
N16 Alcorn State*	25	9-11	0-0	2-3	6	0	0	0	3	0	20
N19 Liberty*	28	3-5	0-0	2-5	8	4	0	2	0	0	8
N23 Kent State*	32	8-15	0-1	4-5	8	3	3	5	0	0	20
N27 Savannah State*	19	6-7	0-1	5-6	3	2	5	5	0	0	17
D1 vs. N.C. State*	33	6-12	0-2	3-5	6	3	2	3	3	1	15
D5 Middle Tennessee*	21	6-13	0-3	3-4	6	3	0	2	0	1	15
D17 Arizona State*	37	4-10	0-1	1-2	7	3	4	2	0	1	9
D22 @Kansas State*	27	3-9	0-0	4-4	7	3	2	1	0	0	10
D29 Tennessee State*	27	2-9	0-1	6-7	8	2	1	3	0	0	10
D31 UNC Asheville*	30	5-7	0-0	7-9	9	1	4	4	1	1	17
J5 Ole Miss*	33	6-9	0-0	9-15	9	2	3	1	1	1	21
J9 @Georgia*	28	5-15	0-0	0-2	14	1	3	2	1	1	10
J12 @Kentucky*	32	4-10	0-1	0-1	5	2	0	3	1	1	8
J16 South Carolina*	22	4-6	0-0	5-8	3	4	2	3	0	0	13
J19 Mississippi State*	27	2-7	1-2	2-7	5	0	2	2	0	0	7
J23 Tennessee											
J26 @Oklahoma											
J29 Kentucky											
F2 @Missouri											
F5 @Arkansas											
F9 Alabama											
F13 @Florida											
F16 Auburn											
F19 @Tennessee											
F23 @Alabama											
F27 Florida											
M2 @Texas A&M											
M6 Arkansas											
M9 @LSU											

Shittu's Overall Statistics at Vanderbilt

Year	GP	GS	Min	Avg	FG	FGA	Pct	3FG	3FGA	Pct	FT	FTA	Pct	Off	Def	Tot	Avg	PF	FO	Ast	TO	Blk	Stl	Pts	Avg
2018-19	17	17	479	28.2	84	169	.497	1	13	.077	63	99	.636	31	98	129	7.6	41	1	35	42	12	12	232	13.6
TOTAL	17	17	479	28.2	84	169	.497	1	13	.077	63	99	.636	31	98	129	7.6	41	1	35	42	12	12	232	13.6

Shittu's SEC Statistics at Vanderbilt

Year	GP	GS	Min	Avg	FG	FGA	Pct	3FG	3FGA	Pct	FT	FTA	Pct	Off	Def	Tot	Avg	PF	FO	Ast	TO	Blk	Stl	Pts	Avg
2018-19	5	5	142	28.4	21	47	.447	1	3	.333	16	33	.485	10	26	36	7.2	9	0	10	11	3	3	59	11.8
TOTAL	5	5	142	28.4	21	47	.447	1	3	.333	16	33	.485	10	26	36	7.2	9	0	10	11	3	3	59	11.8



JOE TOYE

2

Senior, Guard
6'7" 210 lbs.
Chicago, Ill.
Whitney Young HS

SEASON HIGHS

Points: 18, vs. Tennessee State (12/29/18)
FG Made: 6, 2x, last vs. Tennessee State (12/29/18)
FG Atts: 12, vs. Ole Miss (1/5/19)
3FG Made: 4, vs. Tennessee State (12/29/18)
3FG Atts: 8, vs. Tennessee State (12/29/18)
FT Made: 5, 3x, last vs. UNC Asheville (12/31/18)
FT Atts: 6, 3x, last vs. UNC Asheville (12/31/18)
Rebounds: 9, at USC (11/11/18)
Assists: 3, vs. Winthrop (11/6/18)
Turnovers: 3, 2x, last at Kansas St. (12/22/18)
Blocks: 3, at USC (11/11/18)
Steals: 2, 2x, last vs. UNC Asheville (12/31/18)
Minutes: 33, vs. Ole Miss (1/5/19)

CAREER HIGHS

Points: 18, 2x, last vs. Tennessee State (12/29/18)
FG Made: 7, at Kentucky (1/30/18)
FG Atts: 18, vs. Arizona State (12/17/17)
3FG Made: 5, vs. Texas A&M (3/9/17)
3FG Atts: 8, 2x, last vs. Tennessee State (12/29/18)
FT Made: 6, 6, 2x, last at Kentucky (2/28/17)
FT Atts: 7, vs. Texas A&M (2/16/17)
Rebounds: 9, at USC (11/11/18)
Assists: 4, 3x, last vs. Miss. State (2/14/18)
Turnovers: 4, vs. Florida (3/10/17)
Blocks: 3, at USC (11/11/18)
Steals: 2, 5x, last vs. UNC Asheville (12/31/18)
Minutes: 38, vs. Florida (3/10/17)

TOYE NOTEBOOK

- Scored in double figures in nine games this year, including a career-high tying 18 points against Tenn. State.
- Scored career-high 18 points in win over Tennessee State.
- Played in all 32 games and made nine starts as a junior in 2017-18.
- Tallied a season-high 16 points on two occasions this season (at Kentucky, vs. Miss. State); tied career-highs with six rebounds and four assists against Miss. State.
- His dunk against Mississippi State on Feb. 14 was named #1 play on SportsCenter's Top 10.
- Scored 13 points, including two game-clinching free throws, vs. Florida (2/17).
- Played in all 35 games and started 13 in 2016-17. Averaged 6.4 points and 2.6 rebounds in 2016-17.
- Tallied career high 18 points in win over Texas A&M at SEC Tournament.
- Scored a then career-high 15 points at Kentucky.
- Played in 30 games in 2015-16 and averaged 3.6 points and 1.2 rebounds per game. Scored in double figures in three games.
- Tied a career high with 10 points against Tennessee at SEC Tournament. Made a career-high three three's in a career-best 23 minutes of action. Also scored 10 points in First Four game vs. Wichita State.
- Was ranked as the sixth-best player in the state of Illinois and a four-star prospect by ESPN, and was also ranked as the 113th-best prospect in the nation by Rivals.com.
- Toye and his twin sister Elizabeth are both Division I basketball players - Elizabeth plays for Florida International.
- Attended Whitney Young High School in Chicago, where he was named as a First-Team All-City selection.
- Averaged 18.0 points, 7.0 rebounds, 2.0 assists, 2.0 steals, and 1.5 blocks as a senior.
- Chose the Commodores over Iowa, Memphis, Creighton, Bradley, UIC, and Missouri.
- Recipient of the Edie and David Johnson Family Basketball Scholarship.
- Advice to youngsters: "Don't let negative influences in your life."

TOYE GAME-BY-GAME (SENIOR)

Opponent	M	FG-A	3P-A	FT-A	Reb	PF	A	T	B	S	PTS
N6 Winthrop*	29	4-7	2-5	2-2	6	3	3	0	0	0	12
N11 @USC*	31	4-10	3-5	5-6	9	0	1	1	3	1	16
N16 Alcorn State*	25	4-9	1-6	5-6	4	1	0	1	2	1	14
N19 Liberty*	31	1-4	1-3	1-2	2	1	1	0	0	1	4
N23 Kent State*	31	6-11	0-4	3-5	6	2	1	2	1	0	15
N27 Savannah State*	13	5-6	3-3	0-0	2	3	1	0	1	1	13
D1 vs. N.C. State*	26	0-6	0-4	1-2	1	2	0	0	1	0	1
D5 Middle Tennessee*	22	2-3	0-0	2-2	3	3	0	3	0	1	6
D17 Arizona State*	23	4-8	3-4	0-0	2	3	0	0	0	2	11
D22 @Kansas State*	24	3-7	3-6	2-3	2	3	2	3	0	0	11
D29 Tennessee State*	23	6-11	4-8	2-4	3	0	0	1	1	0	18
D31 UNC Asheville*	19	2-5	0-3	5-6	2	4	0	2	0	2	9
J5 Ole Miss*	33	4-12	1-6	3-3	7	2	1	0	1	0	12
J9 @Georgia	28	2-9	0-4	2-2	0	3	1	0	0	0	6
J12 @Kentucky*	36	3-7	2-6	1-3	6	0	1	0	0	0	9
J16 South Carolina*	26	0-2	0-1	0-0	2	3	0	2	0	0	0
J19 Mississippi State*	25	3-8	1-3	0-1	1	1	1	1	0	1	7
J23 Tennessee											
J26 @Oklahoma											
J29 Kentucky											
F2 @Missouri											
F5 @Arkansas											
F9 Alabama											
F13 @Florida											
F16 Auburn											
F19 @Tennessee											
F23 @Alabama											
F27 Florida											
M2 @Texas A&M											
M6 Arkansas											
M9 @LSU											

Toye's Overall Statistics at Vanderbilt

Year	GP	GS	Min	Avg	FG	FGA	Pct	3FG	3FGA	Pct	FT	FTA	Pct	Off	Def	Tot	Avg	PF	FO	Ast	TO	Blk	Stl	Pts	Avg
2015-16	30	0	257	8.6	37	74	.500	9	21	.429	25	39	.641	7	30	37	1.2	28	0	10	13	2	6	108	3.6
2016-17	35	13	739	21.1	70	175	.400	31	78	.397	53	78	.679	21	71	92	2.6	70	2	38	44	5	14	224	6.4
2017-18	32	9	602	18.8	68	170	.400	20	76	.263	27	44	.614	17	48	65	2.0	66	3	26	42	9	9	183	5.7
2018-19	17	16	445	26.2	53	125	.424	24	71	.338	34	47	.723	14	44	58	3.4	34	0	13	16	7	10	164	9.6
TOTAL	114	38	2043	17.9	228	544	.419	84	246	.341	139	208	.668	59	193	252	2.2	198	5	87	115	23	39	679	6.0

Toye's SEC Statistics at Vanderbilt

Year	GP	GS	Min	Avg	FG	FGA	Pct	3FG	3FGA	Pct	FT	FTA	Pct	Off	Def	Tot	Avg	PF	FO	Ast	TO	Blk	Stl	Pts	Avg
2015-16	17	0	100	5.9	11	27	.407	2	9	.222	9	13	.692	2	11	13	0.8	9	0	3	8	1	3	33	1.9
2016-17	18	9	422	23.4	42	102	.412	19	46	.413	29	45	.644	10	41	51	2.8	45	2	22	25	2	8	132	7.3
2017-18	18	1	327	18.2	39	87	.448	13	38	.342	14	21	.667	8	26	34	1.9	46	2	12	17	1	4	105	5.8
2018-19	5	4	148	29.6	12	38	.316	4	20	.200	6	9	.667	5	11	16	3.2	9	0	4	3	1	1	34	6.8
TOTAL	58	14	997	17.2	104	254	.409	38	113	.336	58	88	.659	25	89	114	2.0	109	4	41	53	5	16	304	5.2



YANNI WETZELL

1

Junior, Forward/Center
6'10" 240 lbs.
Auckland, N.Z.
St. Mary's (Texas)

SEASON HIGHS

- Points:** 15, vs. Savannah St. (11/27/18)
- FG Made:** 5, vs. Savannah St. (11/27/18)
- FG Atts:** 7, 2x, last at Georgia (1/9/19)
- 3FG Made:** 2, vs. Savannah St. (11/27/18)
- 3FG Atts:** 3, vs. N.C. State (12/1/18)
- FT Made:** 6, vs. UNC Asheville (12/31/18)
- FT Atts:** 7, vs. UNC Asheville (12/31/18)
- Rebounds:** 9, at Kansas St. (12/22/18)
- Assists:** 2, vs. Savannah St. (11/27/18)
- Turnovers:** 4, vs. Middle Tennessee (12/5/18)
- Blocks:** 2, vs. Arizona St. (12/17/18)
- Steals:** 3, vs. Tennessee State (12/29/18)
- Minutes:** 28, vs. Ole Miss (1/5/19)

CAREER HIGHS

- Points:** 29, 2x, last vs. Newman (2/23/17)
- FG Made:** 11, 3x, last vs. Panhandle St. (2/25/17)
- FG Atts:** 19, vs. Panhandle St. (2/25/17)
- 3FG Made:** 4, vs. Midwestern St. (11/19/16)
- 3FG Atts:** 4, vs. Midwestern St. (11/19/16)
- FT Made:** 12, vs. Okla. Christian (2/9/17)
- FT Atts:** 13, vs. Okla. Christian (2/9/17)
- Rebounds:** 13, vs. UA-Fort Smith (1/7/16)
- Assists:** 5, vs. Okla. Christian (2/9/17)
- Turnovers:** 9, vs. Rogers St. (1/28/17)
- Blocks:** 3, 2x, last vs. Tex. A&M Int'l (1/14/17)
- Steals:** 3, 3x, last vs. Tennessee State (12/29/18)
- Minutes:** 42, vs. Rogers St. (12/17/16)

WETZELL NOTEBOOK

- ✪ Made first start as a Commodore against Tennessee State.
- ✪ Tallied season-high 16 points in win over UNC Asheville.
- ✪ Grabbed a season-best nine rebounds at Kansas State.
- ✪ Scored 12 points and had five rebounds in win over Arizona State.
- ✪ Sat out the 2017-18 season after transferring from St. Mary's (Texas), where he played in 59 games.
- ✪ Named to the All-Heartland Conference Second Team as a sophomore after averaging 15.5 points and 6.8 rebounds per game. Shot 40.9% from three for the season and 42% from three in his two-year career.
- ✪ Played and started in all 30 games for St. Mary's University as a sophomore.
- ✪ Scored a season-high 29-point effort against Newman and a 28-point effort against Panhandle State... Scored 20 or more points in six games as a sophomore and posted six double-doubles.
- ✪ Named Heartland Conference Freshman of the Year in 2015-16.
- ✪ Was a tennis player in high school, and did not begin playing basketball until he was 17.
- ✪ Starred under head coach Carl Stent at Westlake High School in New Zealand, earning the Most Improved Player as a senior. Helped his team to a No. 2 national rank. Also played for the U19 New Zealand National Team, finishing ranked No. 2.

WETZELL GAME-BY-GAME (JUNIOR)

Opponent	M	FG-A	3P-A	FT-A	Reb	PF	A	T	B	S	PTS
N6 Winthrop	4	0-0	0-0	0-0	0	0	0	2	0	0	0
N11 @USC	7	1-1	0-0	0-2	1	2	0	1	1	1	2
N16 Alcorn State	10	1-3	0-0	0-0	1	0	0	0	0	0	2
N19 Liberty	4	0-1	0-0	0-0	0	0	0	1	0	1	0
N23 Kent State	11	1-1	0-0	0-0	2	2	0	1	0	0	2
N27 Savannah State	23	5-7	2-2	3-4	7	1	2	2	1	1	15
D1 vs. N.C. State	13	1-5	0-3	0-2	3	2	0	0	0	0	2
D5 Middle Tennessee	17	1-3	1-2	2-2	3	1	1	4	1	2	5
D17 Arizona State	21	3-5	1-2	5-5	5	3	1	1	2	0	12
D22 @Kansas State	29	3-6	0-2	2-2	9	3	0	2	0	0	8
D29 Tennessee State*	25	1-4	0-2	2-2	0	3	0	1	1	3	4
D31 UNC Asheville*	23	5-6	0-0	6-7	6	2	1	1	2	0	16
J5 Ole Miss*	28	3-6	0-1	1-3	3	3	0	2	1	2	7
J9 @Georgia*	22	3-7	1-2	1-1	5	1	0	1	0	0	8
J12 @Kentucky	9	0-1	0-0	0-0	0	1	0	1	1	0	0
J16 South Carolina	19	0-0	0-0	2-4	6	5	1	3	0	1	2
J19 Mississippi State	13	2-5	0-2	3-4	4	2	0	3	0	0	7
J23 Tennessee											
J26 @Oklahoma											
J29 Kentucky											
F2 @Missouri											
F5 @Arkansas											
F9 Alabama											
F13 @Florida											
F16 Auburn											
F19 @Tennessee											
F23 @Alabama											
F27 Florida											
M2 @Texas A&M											
M6 Arkansas											
M9 @LSU											

Wetzell's Overall Statistics

Year	GP	GS	Min	Avg	FG	FGA	Pct	3FG	3FGA	Pct	FT	FTA	Pct	Off	Def	Tot	Avg	PF	FO	Ast	TO	Blk	Stl	Pts	Avg
2015-16*	29	29	728	25.1	140	264	.530	3	6	.500	55	87	.632	65	97	162	5.6	99	5	25	84	8	10	338	11.7
2016-17*	30	30	939	31.3	170	339	.501	18	44	.409	106	159	.667	67	137	204	6.8	82	3	45	95	18	24	464	15.5
2018-19	17	4	278	16.4	30	61	.492	5	18	.278	27	38	.711	15	40	55	3.2	31	1	6	26	9	10	92	5.4
TOTAL	76	63	1945	25.6	340	664	.512	26	68	.382	188	284	.662	147	274	421	5.5	212	9	76	205	35	44	894	11.8

Wetzell's SEC Statistics at Vanderbilt

Year	GP	GS	Min	Avg	FG	FGA	Pct	3FG	3FGA	Pct	FT	FTA	Pct	Off	Def	Tot	Avg	PF	FO	Ast	TO	Blk	Stl	Pts	Avg
2018-19	5	2	91	18.2	8	19	.421	1	5	.200	7	12	.583	7	11	18	3.6	12	1	1	10	2	3	24	4.8
TOTAL	5	2	91	18.2	8	19	.421	1	5	.200	7	12	.583	7	11	18	3.6	12	1	1	10	2	3	24	4.8