



# VANDERBILT

## 2018 BASEBALL GAME NOTES



Vanderbilt Athletic Communications ★ 2601 Jess Neely Dr. Nashville, TN 37212  
 Baseball Contact: Andrew Pate ★ Cell: 713.387.9119 ★ Email: andrew.pate@vanderbilt.edu  
 vucommoedores.com ★ twitter: @vandybaseball

### 2018 SCHEDULE/RESULTS

OVERALL: 15-6 | SEC: 3-0 | H: 9-2 | A: 4-1 | N: 2-3

#### FEBRUARY (9-1)

16	#25 DUKE	W, 9-1	SEC Network+
17	#25 DUKE	L, 5-4	
18	#25 DUKE	W, 9-1	SEC Network+
20	PRESBYTERIAN	W, 7-1	SEC Network+
21	PRESBYTERIAN	W, 15-2	SEC Network+
23	UMASS-LOWELL	W, 15-0	SEC Network+
24	UMASS-LOWELL	W, 15-2	
25	UMASS-LOWELL	W, 9-2	
27	AUSTIN PEAY	W, 19-6	
28	INDIANA STATE	W, 8-5	SEC Network+

#### MARCH (5-5)

2	vs. Sam Houston St.%	L, 7-6 (10 inn)	
3	vs. Louisiana%	L, 3-0	
4	vs. #24 Houston%	W, 9-4	
7	at Long Beach St.	L, 4-3	
9	at #11 UCLA	W, 6-3	
10	at USC	CANCELED	
11	vs. #8 TCU^	W, 7-4	
14	EASTERN KENTUCKY	L, 6-5	SEC Network+
16	at #19 Mississippi St.*	W, 5-0	SEC Network
17	at #19 Mississippi St.*	W, 10-1	SEC Network+
18	at #19 Mississippi St.*	W, 4-3	SEC Network+
21	Belmont&	L, 8-5	
23	#19 LSU*	8:00 PM	ESPNU
24	#19 LSU*	7:30 PM	ESPNU
25	#19 LSU*	12:00 PM	ESPNU2
27	vs. Lipscomb&	6:30 PM	
30	at Florida*	5:30 PM	SEC Network+
31	at Florida*	11:00 AM	ESPNU

#### APRIL (0-0)

1	at Florida*	11:00 AM	SEC Network
3	at Middle Tennessee	6:00 PM	
5	GEORGIA*	6:00 PM	ESPNU
6	GEORGIA*	6:30 PM	SEC Network+
7	GEORGIA*	2:00 PM	SEC Network+
10	WESTERN KENTUCKY	6:30 PM	SEC Network+
13	OLE MISS*	6:30 PM	SEC Network+
14	OLE MISS*	2:00 PM	SEC Network+
15	OLE MISS*	4:00 PM	ESPNU
17	EVANSVILLE	6:30 PM	SEC Network+
19	at Missouri*	7:00 PM	ESPNU
20	at Missouri*	6:30 PM	
21	at Missouri*	2:00 PM	
27	SOUTH CAROLINA*	6:30 PM	SEC Network+
28	SOUTH CAROLINA*	2:00 PM	SEC Network+
29	SOUTH CAROLINA*	1:00 PM	SEC Network+

#### MAY (0-0)

1	LOUISVILLE	6:00 PM	SEC Network
4	at Auburn	6:00 PM	SEC Network+
5	at Auburn	2:00 PM	SEC Network+
6	at Auburn	1:00 PM	SEC Network+
8	TENNESSEE TECH	6:30 PM	SEC Network+
11	at Tennessee	5:30 PM	
12	at Tennessee	5:00 PM	
13	at Tennessee	11:00 AM	SEC Network
15	MIDDLE TENNESSEE	6:30 PM	SEC Network+
17	KENTUCKY	6:30 PM	SEC Network+
18	KENTUCKY	2:00 PM	SEC Network+
19	KENTUCKY	1:00 PM	SEC Network+

% Minute Maid Park (Houston, Texas)  
 ^ Dodger Stadium (Los Angeles, Calif.)  
 \*Southeastern Conference Game  
 & First Tennessee Park (Nashville, Tenn.)

### #8 VANDERBILT COMMODORES (15-6, 3-0 SEC) vs. #19 LSU TIGERS (15-7, 2-1 SEC)

March 23, 2018 ★ 8:00 p.m. ★ Nashville, Tenn. ★ Hawkins Field ★ ESPNU

GAME 22



**VANDERBILT**  
 15-6 overall, 3-0 SEC  
**Home/Away/Neutral:**  
 9-2 / 4-1 / 2-3  
**Rankings:**  
 Baseball America - 9  
 Collegiate Baseball - 5  
 D1Baseball - 8  
 NCBWA - 8  
 Perfect Game - 11  
 USA Today - 7  
**Head Coach:** Tim Corbin  
**VU Record:** 661-321-1 (16th)  
**Career Record:** 767-458-1 (21st)

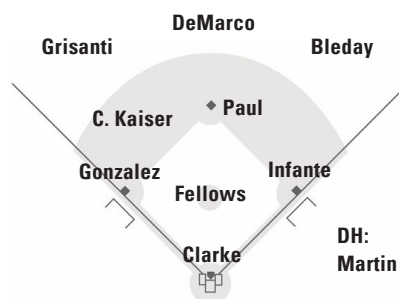


**LSU**  
 15-7 overall, 2-1 SEC  
**Home/Away/Neutral:**  
 15-5 / 0-2 / 0-0  
**Rankings:**  
 Baseball America - 18  
 Collegiate Baseball - 15  
 D1Baseball - 19  
 NCBWA - 20  
 Perfect Game - 16  
 USA Today - 20  
**Head Coach:** Paul Mainieri  
**LSU Record:** 527-209-3 (12th)  
**Career Record:** 1391-701-8 (36th)

#### NEED TO KNOW

- ★ Vanderbilt welcomes LSU to Hawkins Field for the first time since March 14-15, 2014. The Commodores have won three-straight series against the Tigers in Nashville and seven of the last 10 series overall.
- ★ Friday marks just the second home game for Vanderbilt in the month of March. After opening the season with 10-straight at the friendly confines, the Commodores have played 11 of the last 12 away from The Hawk.
- ★ Vanderbilt pitching has been lights-out with runners on base, holding opponents to a .177 batting average (55-for-310). The staff limited Mississippi State to a .078 average (4-for-51) with runners on during SEC Opening Weekend.
- ★ With Vanderbilt's sweep at No. 19 Mississippi State, the Dores moved to 8-1 in games vs. D1Baseball.com ranked foes. Vandy has defeated No. 25 Duke (2x), No. 24 Houston, No. 19 Mississippi State (3x), No. 11 UCLA and No. 8 TCU.
- ★ Vandy, Ole Miss and Oregon State are the only three teams nationally to rank in the Top 35 for batting average, earned run average and fielding percentage. The Dores are seventh in fielding (.984), 24th in ERA (2.88) and 32nd in batting average (.298).
- ★ Five Vanderbilt freshmen have made starts this season while 15 total have made appearances. The unit is hitting .334 (102-for-305) with 65 runs and 61 RBIs while posting a 3.80 ERA with 89 strikeouts in 75.2 innings.
- ★ Vanderbilt's .984 fielding percentage ranks seventh nationally and second in the SEC. The Commodores have committed just 12 errors in 759 total chances. The program record for fielding percentage is .979 set in 2015.
- ★ The Dores have recorded 65 two-out RBIs and are hitting .306 (77-for-252) in those situations. **Austin Martin** (7-for-14), **Philip Clarke** (11-for-24) and **JJ Bleday** (10-for-23) have paced Vandy in those situations, batting .500, .458 and .435.
- ★ Vanderbilt shortstop **Connor Kaiser** has reached base safely in 24 straight-games dating to a season ago. The streak is the longest for a Vandy player since Bryan Reynolds' 41-consecutive games between May 21, 2015 and March 31, 2016.

#### PROJECTED STARTING LINEUP




#### BY THE NUMBERS SINCE 2006...

- 3** ★ College World Series appearances (2011, 2014, 2015)
- 6** ★ NCAA Super Regional appearances (2010, 2011, 2013, 2014, 2015, 2017)
- 12** ★ straight NCAA Tournament appearances (longest active streak in the SEC)
- 14** ★ players selected in the first round of the Major League Baseball Draft (nation's most)
- 48** ★ NCAA Tournament victories (most in the SEC)

#### VANDERBILT PROJECTED ROTATION

##### FRIDAY



**DRAKE FELLOWS**

RHP ★ 6-5 ★ 205 ★ So.

2018 ★ 3-0, 1.91 ERA, 5 GS, 28.1 IP, 36 K

##### SATURDAY



**PATRICK RABY**

RHP ★ 6-3 ★ 230 ★ Jr.

2018 ★ 2-2, 1.45 ERA, 2 GS, 18.2 IP, 22 K

##### SUNDAY



**TO BE DETERMINED**

**SERIES HISTORY**

LSU (42-58)

**LAST 10 MEETINGS (5-5)**

Date	Location	Result
5/12/12	Baton Rouge, La.	W, 6-3
5/13/12	Baton Rouge, La.	W, 5-4 (10 inn)
5/26/13	Hoover, Ala.	L, 5-4 (11 inn)
3/14/14	Nashville, Tenn.	L, 4-2
3/15/14	Nashville, Tenn.	W, 5-3
3/15/14	Nashville, Tenn.	W, 9-3
5/21/14	Hoover, Ala.	L, 11-1 (7 inn)
4/07/16	Baton Rouge, La.	L, 13-4
4/08/16	Baton Rouge, La.	L, 3-2
4/09/16	Baton Rouge, La.	W, 9-7

**STATISTICAL LEADERS**

VANDERBILT	CATEGORY	LSU
Austin Martin .429 avg.	Batting avg.	Zach Watson .397 avg.
Pat DeMarco 32 hits	Hits	Brandt Broussard 27 hits
Kaiser/Paul 21 runs	Runs Scored	Beau Jordan 21 runs
DeMarco/Paul 7 doubles	Doubles	Daniel Cabrera 9 doubles
Four players 1 triple	Triples	Antoine Duplantis 2 triples
Ethan Paul 4 home runs	Home Runs	Beau Jordan 4 home runs
Connor Kaiser 16 walks	Walks	Chris Reid 14 walks
Austin Martin 10 stolen bases	Stolen Bases	Brandt Broussard 9 stolen bases
Mason Hickman 4 wins	Wins	Ma'Khail Hilliard 5 wins
Four players 0.00 ERA	ERA	Kodros/Storz 0.00 ERA
Drake Fellows 28.1 IP	Innings Pitched	Zack Hess 28.1 IP
Drake Fellows 36 strikeouts	Strikeouts	Zack Hess 42 strikeouts

**STATISTICAL COMPARISON**

VANDERBILT	CATEGORY	LSU
15-6	Record	15-7
.298	Batting Avg.	.305
8.09	Runs/Game	7.0
10.52	Hits/Game	10.27
44	Doubles	50
4	Triples	6
17	Home Runs	17
143	RBI	148
122	Walks	108
40-47	SB-ATT	28-30
2.88	ERA	4.37
2	Shutouts Thrown	1
220	Strikeouts	209
.212	Opp. Batting Avg.	.252
.984	Fielding Pct.	.982

**INSIDE THE MATCHUP VS. LSU**

- ★ Vanderbilt and LSU meet for the 101st time in the history of the two programs on Friday night.
- ★ The Tigers own a 58-42 all-time advantage in the 100-game series which began in 1943; however, the Commodores have won seven of the last 10 series against LSU and three-straight in Nashville.
- ★ This weekend marks the first time since March 14-15, 2014, that Vanderbilt has faced LSU at Hawkins Field. Vandy is 8-4 against the Tigers since the facility opened in 2002, including taking 2-of-3 in 2014.
- ★ Current LSU associate head coach Alan Dunn spent two seasons (1991-92) as an assistant coach at Vandy. The former Alabama standout, who went 11-1 on the mound with the Crimson Tide, worked primarily with Commodore pitchers.

**VANDY IN THE NATIONAL STATISTICAL RANKINGS**

Statistic	Rank	Value	Statistic	Rank	Value
Fielding Percentage	7th	.984	Base on Balls	14th	122
Strikeouts per Nine Inn.	10th	10.6	WHIP	15th	1.15
Hits Allowed per Nine Inn.	11th	6.87	Stolen Bases Per Game	17th	1.90
Stolen Bases	13th	40	Strikeout-to-Walk Ratio	19th	3.01
Runs	13th	170	Earned Run Average	24th	2.88
Scoring	14th	8.1	Hits	27th	221
On Base Percentage	14th	.413	Batting Average	32nd	.298

**NATION'S TOP FRESHMEN OFF TO SIZZLING START**

- ★ Vanderbilt's freshman class was named tops in the country by Baseball America last November.
- ★ Five Vanderbilt freshmen made starts this season while 15 total have made appearances. The unit is hitting .334 (102-for-305) with 65 runs and 61 runs while posting a 3.80 ERA with 89 strikeouts in 75.2 innings.
- ★ D1Baseball.com's list of 30 impact freshmen entering 2018 includes Vandy's **Jake Eder** (No. 16), **Jayson Gonzalez** (No. 18), **Philip Clarke** (No. 19) and **Pat DeMarco** (No. 25). With four players on the list, the Commodores trail only Florida (5).
- ★ Here is a look at some of the standout freshman performances and where they rank nationally this season:

Player	Category	Value	National Rank	Freshman National Rank
Austin Martin	On-Base Percentage	.556	7th	1st
Mason Hickman	Victories	4	T-11th	T-3rd
Austin Martin	Batting Average	.429	21st	T-2nd
Austin Martin	Stolen Bases per Game	0.56	30th	T-4th
Pat DeMarco	Hits	32	46th	3rd

**VANDERBILT RE-VU**

- ★ Vanderbilt allowed a season-high eight runs Wednesday night, falling 8-5 to Belmont at First Tennessee Park. Belmont scored five runs on three hits, three free passes and a Vanderbilt error in the fifth inning, jumping ahead 6-1.
- ★ Vanderbilt swept Mississippi State on SEC Opening Weekend, outscoring the Bulldogs, 19-4, while recording the program's first sweep in Starkville since 2010. Vandy posted a 1.33 ERA and limited MSU to a .194 batting average. The Commodore pitching staff limited the Bulldogs to a .078 average (4-for-51) with runners on base in three games last weekend.

**GOLDEN BOYS**

- ★ For a fourth-straight year, multiple Vandy players have been named to the Golden Spikes Award Preseason Watch List.
- ★ **Julian Infante** and **Patrick Raby** are among those featured. The award was first presented in 1978 and is given to an amateur player who best exhibits and combines "exceptional on-field ability and exemplary sportsmanship." The award is considered the most prestigious in amateur baseball.
- ★ Five Commodores have been named finalists for the Golden Spikes Award -- all coming since the 2007 season -- including **David Price**, who took home the honor in 2007. Other finalists include **Pedro Alvarez** (2007), **Tyler Beede** (2013), **Carson Fulmer** (2015) and **Dansby Swanson** (2015).

**COMMODORE NATION**

- ★ Vanderbilt is one of five teams nationally to start a lineup featuring players from nine or more different states, joining Army, Elon, Kentucky and Western Kentucky. Vandy's 35-man roster boasts players from 15 different states and well as Canada with freshman **Cooper Davis** hailing from Mississauga, Ontario.

**VANDY PICKED TO FINISH THIRD IN SEC EAST**

- ★ Vanderbilt was picked to finish third in the SEC East by the league's head coaches after taking third a season ago.
- ★ Florida was picked as the preseason favorite to win both the East and the SEC with a total of 91 points and 13-of-14 first-place votes. Arkansas was picked to win the West behind 12 first-place votes and a total of 90 points.

EASTERN DIVISION	POINTS	WESTERN DIVISION	POINTS
Florida (13)	91	Arkansas (12)	90
Kentucky (1)	74	Texas A&M (1)	72
<b>Vanderbilt</b>	<b>72</b>	Ole Miss (1)	62
South Carolina	50	LSU	59
Georgia	41	Mississippi State	44
Missouri	32	Auburn	38
Tennessee	25	Alabama	20

**A WORLD SERIES KIND OF FEEL**

- ★ After playing 10 straight at home to begin the season, Vanderbilt headed west for a six-game road trip including games at Houston's Minute Maid Park and Los Angeles' Dodger Stadium -- the two sites for the 2017 World Series matchup between the Astros and Dodgers.
- ★ The Commodores took part in the Shriners Hospitals for Children College Classic at Minute Maid from March 2-4. The three-day, six-team tournament featured local universities squaring off against the SEC. Vandy fell to Sam Houston State on Friday and Louisiana on Saturday before bouncing back with a 9-4 victory against Houston on Sunday night.
- ★ For the fourth-straight year, the Dores headed to California, falling 4-3 to Long Beach State on Wednesday before knocking off UCLA, 6-3 on Friday and TCU, 7-4, in the Dodger Stadium College Baseball Classic on Sunday.

**FORMER PLAYERS JOIN CORBIN'S STAFF**

- ★ Last September, head coach Tim Corbin and associate head coach Scott Brown welcomed back former players **Mike Baxter** and **David Macias**. Baxter serves as the Dores' hitting coach and recruiting coordinator while Macias comes on board as Vanderbilt's volunteer assistant coach.
- ★ Baxter joins the Commodores after a 12-year professional career that included playing in the big leagues for four organizations over parts of six seasons. Baxter made his major league debut with the San Diego Padres in 2010, and also played for the New York Mets (2011-13), Los Angeles Dodgers (2014) and Chicago Cubs (2015).
- ★ Macias was previously on Corbin's staff as the team's strength coach in 2014 when the Dores won the national championship and was the volunteer assistant in 2015 when the Dores returned to the College World Series finals. Prior to rejoining Corbin's staff, Macias was with the Seattle Mariners organization as a minor league manager.

**D1BASEBALL.COM RECOGNIZES DORES**

- ★ Last September, D1Baseball.com recognized Vanderbilt as the **No. 2 program nationally** in the publication's bi-annual top-100 rankings. The list is designed to assess the overall health of programs in the current era with the ultimate goal of identifying "the programs in the best shape right now, with an eye toward the next five to 10 years."
- ★ Below is a list of where Vandy players rank among the publication's top SEC prospects for the 2018 and 2019 MLB Draft.

**TOP SEC PROSPECTS, 2018 DRAFT**

Ranking	Player	Position
#23	Reid Schaller	RHP
#31	Connor Kaiser	SS
#34	Patrick Raby	RHP
#35	Ethan Paul	2B
#41	Chandler Day	RHP
#50	Julian Infante	1B

**TOP SEC PROSPECTS, 2019 DRAFT**

Ranking	Player	Position
#9	Jackson Gillis	LHP
#15	Drake Fellows	RHP
#16	Zach King	LHP
#20	JJ Bleday	OF
#35	Pat DeMarco	OF
#36	Philip Clarke	C

**CORBIN BECOMES VANDY'S ALL-TIME WINNINGEST COACH**

- ★ Head coach **Tim Corbin** became Vanderbilt's all-time winningest coach with a 9-4 win against Houston on March 4. The 16th-year head coach, who owns a 661-321-1 record, surpassed Roy Mewbourne, who racked up as many wins between 1979-2002. Here is a look back at some of Corbin's milestone victories:

Win #	Score	Location	Date
1	Vanderbilt 4, The Citadel 3	Charleston, S.C.	2/15/03
27^	Vanderbilt 6, Tennessee 5	Nashville, Tenn.	5/18/03
100	Vanderbilt 14, Jacksonville State 5	Nashville, Tenn.	3/29/05
198#	Vanderbilt 4, LSU 1	Nashville, Tenn.	5/17/07
200	Vanderbilt 4, Miami (OH) 3	Tempe, Ariz.	2/24/08
300	Vanderbilt 7, Florida 0	Gainesville, Fla.	4/4/10
400	Vanderbilt 3, Louisville 2	Nashville, Tenn.	5/8/12
459	Vanderbilt 14, Alabama 10	Nashville, Tenn.	5/18/13
500	Vanderbilt 3, Missouri 1	Columbia, Mo.	5/3/14
516\$	Vanderbilt 3, Virginia 2	Omaha, Neb.	6/25/14
600	Vanderbilt 10, Georgia 3	Nashville, Tenn.	4/30/16
656	Vanderbilt 9, Houston 4*	Houston, Texas	3/4/18

^ Vanderbilt clinches sweep vs. Tennessee, first trip to the SEC Tournament since 1996 with walk-off home run

# Vanderbilt claims first ever Southeastern Conference regular-season championship

% Vanderbilt sets SEC record with 26th league victory, breaking South Carolina's mark of 25 set in 2000

\$ Vanderbilt captures first College World Series title in winner-take-all victory against Virginia

\* Corbin becomes Vanderbilt's all-time winningest coach in finale of Shriners Hospitals for Children College Classic

**THE SEC: IT JUST MEANS MORE**

- ★ The Southeastern Conference has sent 58 teams to the College World Series since 1990 with Vanderbilt doing its part to represent the league in 2011, 2014 and 2015. The league has now appeared in the College World Series in 32 of the last 33 years including appearances by 18 teams in the last seven years.
- ★ In 2017, the SEC tied its own national record with six teams competing in the NCAA Super Regionals. The Commodores were among the field as part of the NCAA Corvallis Super Regional.
- ★ A total of 11 SEC student-athletes were selected on the first day of the 2017 Major League Baseball Draft including Vandy right-handed pitcher Kyle Wright (1st round/5th overall) and outfielder Jeren Kendall (1st round/23rd overall).

**2018 SEC STANDINGS**

SEC - EAST	SEC	PCT.	GB	ALL	PCT.
<b>Vanderbilt</b>	<b>3-0</b>	<b>1.000</b>	<b>-</b>	<b>15-6</b>	<b>0.714</b>
Florida	2-1	0.667	1.0	19-4	0.826
Georgia	2-1	0.667	1.0	15-6	0.714
Missouri	1-2	0.333	2.0	17-5	0.773
South Carolina	1-2	0.333	2.0	13-8	0.619
Tennessee	1-2	0.333	2.0	13-9	0.591
Kentucky	0-3	0.000	3.0	15-6	0.714

SEC - WEST	SEC	PCT.	GB	ALL	PCT.
Arkansas	3-0	1.000	-	16-5	0.762
Ole Miss	2-1	0.667	1.0	20-2	0.909
Auburn	2-1	0.667	1.0	19-3	0.864
LSU	2-1	0.667	1.0	15-7	0.682
Texas A&M	1-2	0.333	2.0	18-4	0.818
Alabama	1-2	0.333	2.0	16-6	0.727
Mississippi State	0-3	0.000	3.0	12-10	0.545

**SEC WEEKEND SCHEDULE (ALL TIMES CENTRAL)**

**THURSDAY, MARCH 22**

Ole Miss at Texas A&M \_\_\_\_\_ 6:00 p.m.

**FRIDAY, MARCH 23**

Arkansas at Florida \_\_\_\_\_ 5:30 p.m.  
 Auburn at Kentucky \_\_\_\_\_ 5:30 p.m.  
 Alabama at Tennessee \_\_\_\_\_ 5:30 p.m.  
 South Carolina at Georgia \_\_\_\_\_ 6:00 p.m.  
 Ole Miss at Texas A&M \_\_\_\_\_ 6:00 p.m.  
 Mississippi State at Missouri \_\_\_\_\_ 6:30 p.m.  
 LSU at Vanderbilt \_\_\_\_\_ 8:00 p.m.

**SATURDAY, MARCH 24**

Arkansas at Florida \_\_\_\_\_ 11:00 a.m.  
 Auburn at Kentucky \_\_\_\_\_ 11:00 a.m.  
 South Carolina at Georgia \_\_\_\_\_ 1:00 p.m.  
 Ole Miss at Texas A&M \_\_\_\_\_ 2:00 p.m.  
 Mississippi State at Missouri \_\_\_\_\_ 2:00 p.m.  
 Alabama at Tennessee \_\_\_\_\_ 5:00 p.m.  
 LSU at Vanderbilt \_\_\_\_\_ 7:30 p.m.

**SUNDAY, MARCH 25**

Arkansas at Florida \_\_\_\_\_ 11:00 a.m.  
 Auburn at Kentucky \_\_\_\_\_ 12:00 p.m.  
 South Carolina at Georgia \_\_\_\_\_ 12:00 p.m.  
 LSU at Vanderbilt \_\_\_\_\_ 12:00 p.m.  
 Mississippi State at Missouri \_\_\_\_\_ 1:00 p.m.  
 Alabama at Tennessee \_\_\_\_\_ 2:00 p.m.

2018 QUICK FACTS

GENERAL

Location \_\_\_\_\_ Nashville, Tenn.  
 Founded \_\_\_\_\_ 1873  
 Enrollment \_\_\_\_\_ 6,871  
 Nickname \_\_\_\_\_ Commodores  
 Colors \_\_\_\_\_ Black and Gold  
 Affiliation \_\_\_\_\_ NCAA Division I  
 Conference \_\_\_\_\_ Southeastern  
 Athletic Ticket Office \_\_\_\_\_ 615.322.3544  
 Chancellor \_\_\_\_\_ Nicholas S. Zeppos  
 Director of Athletics \_\_\_\_\_ David Williams II

TEAM INFORMATION

2017 Overall Record \_\_\_\_\_ 36-25-1  
 \_\_\_\_\_ Home: 21-11-1 Away: 10-12 Neutral: 5-2  
 SEC Record \_\_\_\_\_ 15-13-1  
 \_\_\_\_\_ Home: 8-5-1 Away: 7-8  
 Conference Finish \_\_\_\_\_ 3rd East, 6th Overall  
 Postseason \_\_\_\_\_ NCAA Corvallis Super Regional  
 Final Ranking: \_\_\_\_\_ 5 Polls 15 (CB), 15 (NCBWA),  
 \_\_\_\_\_ 16 (USA), 18 (BA), 19 (D1)  
 Returning Letterwinners \_\_\_\_\_ 18  
 Positional Starters Returning \_\_\_\_\_ 5  
 Starting Pitchers Returning \_\_\_\_\_ 3  
 Other Pitchers Returning \_\_\_\_\_ 5  
 Lettermen Lost \_\_\_\_\_ 12  
 \_\_\_\_\_ Professional Baseball \_\_\_\_\_ 8  
 Newcomers \_\_\_\_\_ 16

COACHING STAFF

Head Coach \_\_\_\_\_ Tim Corbin  
 Alma Mater \_\_\_\_\_ Ohio Wesleyan, 1984  
 Career Record \_\_\_\_\_ 767-459-1 (.625/21st year)  
 Record at Vanderbilt \_\_\_\_\_ 661-321-1 (.672/16th year)  
 Assoc. Head Coach \_\_\_\_\_ Scott Brown  
 Alma Mater \_\_\_\_\_ SUNY-Cortland, 1999  
 Assistant Coach \_\_\_\_\_ Mike Baxter  
 Alma Mater \_\_\_\_\_ Vanderbilt, 2005  
 Volunteer Assistant Coach \_\_\_\_\_ David Macias  
 Alma Mater \_\_\_\_\_ Vanderbilt, 2008

HISTORY

All-Time Record \_\_\_\_\_ 2,277-1,732-33 (120th year)  
 All-Time SEC Record \_\_\_\_\_ 696-900-10 (71st year)  
 SEC Titles \_\_\_\_\_ 6 (1973, '74, '80, '07, '11, '13)  
 SEC Tournament Titles \_\_\_\_\_ 4 (1973, '74, '80, '07)  
 All-time SEC Tournament Record \_\_\_\_\_ 47-36  
 NCAA Tournament Appearances \_\_\_\_\_ 16  
 \_\_\_\_\_ (1973, '74 '80, '04, '06, '07, '08,  
 \_\_\_\_\_ '09, '10, '11, '12, '13, '14, '15, '16, '17)  
 All-time NCAA Tournament Record \_\_\_\_\_ 54-36  
 NCAA Super Regional Appearances \_\_\_\_\_ 7  
 \_\_\_\_\_ (2004, '10, '11, '13, '14, '15, '17)  
 College World Series Appearances \_\_\_\_\_ 3  
 \_\_\_\_\_ (2011, '14, '15)  
 National Champions \_\_\_\_\_ 1 (2014)

VANDY REPRESENTED AT MLB SPRING TRAINING

★ With Major League Baseball spring training underway in Arizona and Florida, Vanderbilt is expected to once again have a major presence across the big leagues. In total, 15 former Vandy players received spring training invites including the 11 below who made big-league appearances a season ago.

NAME (YEARS AT VU)	MLB TEAM	TIDBT
Pedro Alvarez (2006-08)	Baltimore Orioles	2013 National League All-Star
Walker Buehler (2013-15)	Los Angeles Dodgers	LAD top prospect, called up on Sept. 6, 2017
Ryan Flaherty (2006-08)	Philadelphia Phillies	Signed by PHI this month after six years with Orioles
Sonny Gray (2009-11)	New York Yankees	Made two postseason starts for NYY in 2017
Tony Kemp (2011-13)	Houston Astros	Member of 40-man roster for World Series champions
Mike Minor (2007-09)	Texas Rangers	Signed 3-year, \$28 million deal in offseason
David Price (2005-07)	Boston Red Sox	2012 American League Cy Young Award winner
Dansby Swanson (2013-15)	Atlanta Braves	2017 with Braves: .232, 59 runs, 51 RBIs, 6 HR
Drew VerHagen (2012)	Detroit Tigers	0-3 with 5.77 ERA in 24 appearances in 2017 with DET
Carson Fulmer (2013-15)	Chicago White Sox	3-1, 3.86 ERA after being recalled on Sept. 1, 2017
Jared Miller (2012-14)	Arizona Diamondbacks	Contract selected from Reno Aces on Nov. 20, 2017

DORES IN THE PRO NOTES

★ At least one Dore has been drafted every year since 1991 with a total of 100 players signing professional contracts.  
 ★ Vanderbilt is one of only two universities in the nation to produce multiple No. 1 picks with David Price (2007) and Dansby Swanson (2015), joining Arizona State (Rick Monday - 1965, Floyd Bannister - 1968, Bob Horner - 1978).  
 ★ Under Corbin, Vanderbilt pro alums have earned **over \$62 million dollars** in signing bonuses.  
 ★ Since head coach **Tim Corbin** arrived in 2003, every Vanderbilt starting catcher has been selected in the MLB Draft.  
 ★ The Dores have had at least one MLB first round selection on the mound every year in the **Tim Corbin** era.  
 ★ Eighty-nine pitchers have been selected in the MLB Draft, including 55 during the **Tim Corbin** era (since 2003).

HONORING NO. 41 DONNY EVERETT

★ Vanderbilt continues to honor the memory of **Donny Everett**, who tragically passed away in a drowning accident the day before the Commodores opened the 2016 NCAA Nashville Regional.  
 ★ The Donny Everett Scholarship was established during the 2016 school year. Everett's memory lives on with the display of No. 41 on the field and with the No. 41 flag among the major league players in right field.  
 ★ Everett was the 2015 Tennessee Gatorade Player of the Year and one of the highest-rated players in the nation to attend college. He turned down the Milwaukee Brewers as a 29th round draft pick to join Vanderbilt.

TOUGH TESTS ABUNDANT IN 2018

★ Vanderbilt plays 12 teams that reached the 2017 NCAA Tournament for a total of 22 games, including Auburn (3), Florida (3), Houston, Kentucky (3), LSU (3), Long Beach State, Louisville, Mississippi State (3), Sam Houston State, TCU, Tennessee Tech and UCLA. Of the 12 teams, eight reached the NCAA Super Regionals.  
 ★ The schedule also includes 18 games against squads that racked up 40-plus victories a season ago:

2018 Opponent	'17 Record	NCAA Round
Florida (3)	52-19	CWS Champions
Houston (1)	42-21	Regional
Kentucky (3)	43-23	Super Regional
Long Beach State (1)	42-20-1	Super Regional
Louisville (1)	53-12	CWS
LSU (3)	52-20	CWS Finals
Mississippi State (3)	40-27	Super Regional
Sam Houston State (1)	44-23	Super Regional
TCU (1)	50-18	CWS
Tennessee Tech (1)	41-21	Regional

VANDY SLATED FOR 12 NATIONAL TV APPEARANCES

★ Vanderbilt will not be hard to find this season as the Commodores will be televised nationally 11 times on the ESPN family of networks and once on the PAC-12 Network. Another 28 matchups will be streamed via the SEC Network+.

March 10	at USC	6 p.m.	PAC-12N
March 16	at Mississippi State	6 p.m.	SECN
March 23	LSU	8 p.m.	ESPNU
March 24	LSU	7:30 p.m.	ESPNU
March 25	LSU	12 p.m.	ESPN2
March 31	at Florida	11 a.m.	ESPNU
April 1	at Florida	11 a.m.	SECN
April 5	Georgia	6 p.m.	ESPNU
April 15	Ole Miss	4 p.m.	ESPNU
April 19	at Missouri	7 p.m.	ESPNU
May 1	Louisville	6 p.m.	SECN
May 13	at Tennessee	11 a.m.	SECN

FRIDAY PROBABLE STARTER



#66 DRAKE FELLOWS

- ★ Sophomore ★ RHP ★ 6-5 ★ 205
- ★ Plainfield, Ill. ★ Joliet Catholic Academy
- ★ **LAST START:** March 9, 2018 at UCLA - Win, 7.0 IP, 6 H, 3 R, 3 ER, 1 BB, 9 K
- ★ **2018 SEASON:** 3-0, 1.91 ERA, 5 APP, 5 GS, 0 SV, 28.1 IP, 17 H, 6 R, 6 ER, 12 BB, 36 K
- ★ **CAREER:** 6-3, 2.87 ERA, 21 APP, 15 GS, 1 SV, 91.0 IP, 71 H, 34 R, 29 ER, 29 BB, 104 K

THOUGHTS FROM HEAD COACH TIM CORBIN

"Drake impacted our team and pitching staff immediately as a freshman. He became a solid starter for us in the league and down the last stretch of the season. He has the ability to throw consistent strikes with several pitches and has good presence...he competes well. He has made a jump physically and will continue to do so. He will be in contention for a starting role on our staff."

TONIGHT'S START:

- ... is making his 22nd career appearance and 16th career start
- ... is making his 10th career SEC appearance and seventh league start
- ... is making his sixth-straight Friday night start
- ... is looking for his seventh career win and fourth of the season

2018 AT A GLANCE:

- ... team leader with 28.1 innings pitched and 36 strikeouts
- ... has limited opponents to a .181 batting average while posting a 1.91 ERA
- ... has won his last two games vs. ranked foes -- No. 11 UCLA and No. 19 Mississippi State -- and led Vandy to a 3-0 record vs. ranked teams this season
- ... blanked Mississippi State on SEC Opening Day, limiting the Bulldogs to three hits while striking out five on March 16 in Starkville, Miss.
- ... struck out a season-high nine batters as the starter on March 9 at UCLA
- ... picked up his fifth-career victory with a win at UCLA on March 9
- ... blanked UMass-Lowell for five innings while allowing two hits on Feb. 23
- ... became the first sophomore since 2012 to start Opening Day
- ... limited No. 25 Duke to one hit and one run in 4.1 innings on Feb. 16

2017 AT A GLANCE

- ... made 16 appearances including 10 starts
- ... posted a 3-3 record with a 3.30 ERA across 62.2 innings
- ... went 0-2 with a 6.23 ERA in eight SEC appearances spanning 26 innings
- ... lasted six-plus innings in six of 10 starts
- ... struck out 10 Alabama hitters and allowed just two earned runs on May 13



CAREER HIGHS

- Innings Pitched \_\_\_\_\_ 8.0, vs. St. Mary's (3/12/17)
- Hits: \_\_\_\_\_ 8, vs. Cal State Northridge (3/5/17)
- Strikeouts: \_\_\_\_\_ 10, vs. Alabama (5/20/17)
- Walks: \_\_\_\_\_ 5, at Mississippi State (3/16/18)
- Runs: \_\_\_\_\_ 6, vs. Florida (4/15/17)
- Earned Runs: \_\_\_\_\_ 5, vs. Florida (4/15/17)
- Home Runs: \_\_\_\_\_ 2, vs. Florida (4/15/17)
- Pitches: \_\_\_\_\_ 112, at Clemson (6/4/17)

SEASON HIGHS

- Innings Pitched \_\_\_\_\_ 7.0, at UCLA (3/9/18)
- Hits: \_\_\_\_\_ 6, at UCLA (3/9/18)
- Strikeouts: \_\_\_\_\_ 9, at UCLA (3/9/18)
- Walks: \_\_\_\_\_ 5, at Mississippi State (3/16/18)
- Runs: \_\_\_\_\_ 3, at UCLA (3/9/18)
- Earned Runs: \_\_\_\_\_ 3, at UCLA (3/9/18)
- Home Runs: \_\_\_\_\_ 1, 2x, last at UCLA (3/9/18)
- Pitches: \_\_\_\_\_ 99, vs. Sam Houston State (3/2/18)

OVERALL CAREER STATS

YEAR	ERA	W-L	APP	GS	CG	SHO	SV	IP	H	R	ER	BB	SO	2B	3B	HR	BF	BAvg	WP	HBP	BK	SFA	SHA
2017	3.30	3-3	16	10	0	0/0	1	62.2	54	28	23	17	68	9	1	9	268	.226	8	7	1	2	3
2018	1.91	3-0	5	5	0	0/2	0	28.1	17	6	6	12	36	2	0	2	112	.181	1	3	0	0	3
<b>TOTAL</b>	<b>2.87</b>	<b>6-3</b>	<b>21</b>	<b>15</b>	<b>0</b>	<b>0/2</b>	<b>1</b>	<b>91.0</b>	<b>71</b>	<b>34</b>	<b>29</b>	<b>29</b>	<b>104</b>	<b>11</b>	<b>1</b>	<b>11</b>	<b>380</b>	<b>.213</b>	<b>9</b>	<b>10</b>	<b>1</b>	<b>2</b>	<b>6</b>

SEC CAREER STATS

YEAR	ERA	W-L	APP	GS	CG	SHO	SV	IP	H	R	ER	BB	SO	2B	3B	HR	BF	BAvg	WP	HBP	BK	SFA	SHA
2017	6.23	0-2	8	5	0	0/0	1	26.0	27	22	18	12	29	6	1	6	125	.260	7	5	0	2	2
2018	0.00	1-0	1	1	0	0/1	0	6.0	3	0	0	5	7	0	0	0	24	.158	1	0	0	0	0
<b>TOTAL</b>	<b>5.06</b>	<b>1-2</b>	<b>9</b>	<b>6</b>	<b>0</b>	<b>0/1</b>	<b>1</b>	<b>32.0</b>	<b>30</b>	<b>22</b>	<b>18</b>	<b>17</b>	<b>36</b>	<b>6</b>	<b>1</b>	<b>6</b>	<b>149</b>	<b>.244</b>	<b>8</b>	<b>5</b>	<b>0</b>	<b>2</b>	<b>2</b>

2018 GAME-BY-GAME STATS

Date	OPPONENT	GS	IP	H	R	ER	BB	SO	2B	3B	HR	WP	BK	HBP	IBB	Final	W-L	SV	ERA	NP
Feb 16	#25 DUKE	*	4.1	1	1	1	4	4	0	0	0	0	0	2	0	9-1	0-0	0	2.08	70
Feb 23	UMASS-LOWELL	*	5.0	2	0	0	1	8	0	0	0	0	0	0	0	15-0	1-0	0	0.96	75
Mar 2	vs. Sam Houston St.	*	6.0	5	2	2	1	8	0	0	1	0	0	1	0	6-7	1-0	0	1.76	99
Mar 9	at #11 UCLA	*	7.0	6	3	3	1	9	2	0	1	0	0	0	0	6-3	2-0	0	2.42	94
Mar 16	at #19 Mississippi St.	*	6.0	3	0	0	5	7	0	0	0	1	0	0	0	5-0	3-0	0	1.91	96
<b>Totals</b>		<b>5</b>	<b>28.1</b>	<b>17</b>	<b>6</b>	<b>6</b>	<b>12</b>	<b>36</b>	<b>2</b>	<b>0</b>	<b>2</b>	<b>1</b>	<b>0</b>	<b>3</b>	<b>0</b>	<b>41-11</b>	<b>3-0</b>	<b>0</b>	<b>1.91</b>	<b>--</b>

**DORES RANKED TOP 10 PRESEASON ONCE AGAIN**

- ★ For an eighth-straight season, Vanderbilt was situated in the Top 10 rankings during the preseason. The Commodores are currently ranked in all six polls including as high as No. 5 by Collegiate Baseball Newspaper.
- ★ The preseason rankings follow the Commodores' fourth NCAA Super Regional appearance in five seasons a year ago. Vandy concluded 2017 ranked as high as No. 15 per Collegiate Baseball Newspaper and the NCBWA.

**WHAT'S BACK IN 2018: OFFENSE**

- ★ The Dores bring back five position players who started at least 50 percent of the games (31 of 62) for last season's NCAA Super Regional team — **Julian Infante** (62), **JJ Bleday** (48), **Ethan Paul** (52), **Connor Kaiser** (59) and **Stephen Scott** (31). Players **Harrison Ray** (17) and **Alonzo Jones** (25) started at least 10.

Category	'18 Ret.	'17 Total	Pct. Back
Runs Batted In	176	379	46.4%
Doubles	60	114	52.6%
Triples	6	17	35.2%
Home Runs	22	51	43.1%
Hits	299	599	49.9%
At Bats	1158	2141	54.0%
Runs	213	409	52.0%
Stolen bases	17	54	31.4%

**WHAT'S BACK IN 2018: PITCHING**

- ★ The Commodores bring back seven pitchers with experience from last season. Four pitchers logged starts on the mound in 2017 — **Patrick Raby** (16), **Drake Fellows** (10), **Chandler Day** (12) and **Maddux Conger** (3).

Category	'18 Ret.	'17 Total	Pct. Back
Appearances	116	213	54.4%
Victories	25	36	69.4%
Starts	41	62	66.1%
Strikeouts	307	544	56.4%
Innings Pitched	326.1	558.2	58.4%
Saves	1	12	8.3%

**VANDERBILT IN NATIONAL RANKINGS**

DATE	BA	NCBWA	CB	USA	D1	PG
PS	18	15	6	10	14	NR
Feb. 19	18	11	6	10	13	23
Feb. 26	18	10	5	10	12	17
Mar. 5	21	14	10	14	15	19
Mar. 12	14	14	11	13	13	15
Mar. 19	9	8	5	7	8	11
Mar. 26						
Apr. 2						
Apr. 9						
Apr. 16						
Apr. 23						
Apr. 30						
May 7						
May 14						

**NATIONAL POLLS**

- BA \_\_\_\_\_ Baseball America
- CB \_\_\_\_\_ Collegiate Baseball
- NCBWA \_\_\_\_\_ National Collegiate Baseball Writers Association
- USA \_\_\_\_\_ USA Today Coaches
- PG \_\_\_\_\_ Perfect Game
- D1 \_\_\_\_\_ D1Baseball.com

**HIGHEST RANKING THIS SEASON**

Poll	Date	Ranking
Collegiate Baseball	Feb. 26./Mar. 19	5

**NATIONAL RANKINGS**

BASEBALL AMERICA (March 19)	COLLEGIATE BASEBALL (March 19)	NCBWA (March 19)	USA TODAY COACHES (March 19)	PERFECT GAME (March 19)	D1BASEBALL (March 19)
1. Oregon State	1. Oregon State	1. Oregon State	1. Oregon State	1. Florida	1. Oregon State
2. Florida	2. Stanford	2. Florida	2. Florida	2. Oregon State	2. Florida
3. Stanford	3. Auburn	3. Stanford	3. Stanford	3. Arkansas	3. Stanford
4. Arkansas	4. Florida	4. Arkansas	4. Arkansas	4. Stanford	4. Arkansas
5. Florida State	5. Vanderbilt	5. Ole Miss	5. Ole Miss	5. Ole Miss	5. Ole Miss
6. Auburn	6. UCLA	6. Florida State	6. Auburn	6. NC State	6. Kentucky
7. Ole Miss	7. Arkansas	7. Auburn	7. Vanderbilt	7. Kentucky	7. Florida State
8. Kentucky	8. NC State	8. Vanderbilt	8. Florida State	8. Texas Tech	8. Vanderbilt
9. Vanderbilt	9. Ole Miss	9. Kentucky	9. Texas Tech	9. Auburn	9. Auburn
10. NC State	10. Clemson	10. Texas Tech	10. NC State	10. Florida State	10. Texas Tech
11. Texas Tech	11. Louisville	11. Texas A&M	11. Kentucky	11. Vanderbilt	11. Indiana
12. Clemson	12. Florida State	12. UCLA	12. Texas A&M	12. Louisville	12. Texas A&M
13. Texas A&M	13. Stetson	13. N.C. State	13. UCLA	13. Texas A&M	13. NC State
14. Duke	14. Indiana	14. Southern Miss	14. Louisville	14. Clemson	14. Clemson
15. Southern Miss	15. LSU	15. Indiana	15. Clemson	15. TCU	15. Louisville
16. UCLA	16. Kentucky	16. Clemson	t-16. Indiana	16. LSU	16. Southern Miss
17. Louisville	17. Texas Tech	17. Louisville	t-16. Southern Miss	17. Southern Miss	17. UCLA
18. LSU	18. Texas A&M	18. East Carolina	18. East Carolina	18. Indiana	18. East Carolina
19. Indiana	19. UNLV	19. Duke	19. Duke	19. UCLA	19. LSU
20. UCF	20. UCF	20. LSU	20. LSU	20. Duke	20. TCU
21. East Carolina	21. Southern Miss	21. TCU	21. UCF	21. Sam Houston State	21. Duke
22. Sam Houston State	22. Illinois	22. UCF	22. TCU	22. UCF	22. Virginia
23. TCU	23. Duke	23. Virginia	23. UNLV	23. UNLV	23. UCF
24. Illinois	24. Sam Houston State	24. UNLV	25. Sam Houston State	24. Oklahoma	24. UNLV
25. San Diego State	25. Missouri	25. Sam Houston State		25. East Carolina	25. Sam Houston State
	26. Wichita State	26. Stetson			
	27. Coastal Carolina	27. North Carolina			
	28. Southeastern La.	28. Wichita State			
	29. East Carolina	29. Alabama			
	30. Texas State	30. Coastal Carolina			



## HAWKINS FIELD

### TOP-10 ATTENDANCE MARKS - SINGLE GAME

	Attendance	Opponent	Date
1.	3,700	Tennessee	May 16, 2009
		Tennessee	May 15, 2009
		Florida	April 4, 2009
4.	3,693	Arkansas	May 22, 2010
5.	3,645	Tennessee	April 29, 2011
6.	3,626	24 games - most recent listed	
		Florida	April 15, 2017
		Florida	April 14, 2017
		Auburn	May 21, 2016
		Kentucky	April 17, 2016
		Kentucky	April 16, 2016
		South Carolina	April 2, 2016

### TOP 3-GAME SERIES ATTENDANCE

	Attendance	Opponent	Dates
1.	10,878	Florida	May 7-9, 2015
		Stanford*	June 6-8, 2014
3.	10,661	Tennessee	March 27-29, 2015
4.	10,640	Kentucky	April 15-17, 2016
5.	10,636	South Carolina	March 31-April 2, 2016
6.	10,582	Mississippi State	March 18-20, 2016
7.	10,528	Georgia	April 29-May 1, 2016
8.	10,400	Florida	April 13-15, 2017
9.	10,338	Tennessee	May 14-16, 2009
10.	10,277	Ole Miss	April 9-11, 2015

^ - NCAA Regional \* - NCAA Super Regional

### HAWKINS FIELD FACTS

- ★ Officially dedicated April 27, 2002
- ★ Capacity (3,626) – 2,200 chairback seats; 1,426 bleacher seats
- ★ Dimensions: LF-310; CF-400; RF-330; Alleys-375
- ★ Since 2007 Vanderbilt is 314-91-1 (.774) at Hawkins Field.
- ★ There have been 110 total sellouts in the stadium's history.
- ★ .737 all-time VU winning percentage (422-150-1) at The Hawk.

### YEARLY ATTENDANCE - NCAA RANKINGS

YEAR	DATES	TOTAL	RANK	AVERAGE
2014	40	112,426	23rd	2,811
2015	32	91,144	21st	2,848
2016	36	110,239	17th	3,062
2017	33	92,286	24th	2,797

### MISCELLANEOUS RECORDS

- ★ Most Wins in a Season \_\_\_\_\_ 34 (2007, 2013)
- ★ Longest Win Streak \_\_\_\_\_ 15 games (2/18-3/16/07)
- ★ Longest Game (Time) \_\_\_\_\_ 5:33 vs. Louisville (5/11/10)
- ★ Longest Game (Innings) \_\_\_\_\_ 17.0 vs. Louisville (5/11/10)

### A BRIEF RUN DOWN: HAWKINS FIELD

Hawkins Field serves as the home of the Vanderbilt Commodores and with recently completed facilities it stands as one of the top college baseball parks in the country. Now in its 16th season of existence, greets fans with chairback seats close to the field of play with bleacher seating in the outfield.

Nestled alongside Vanderbilt Stadium and Memorial Gymnasium on the west end of campus, the ballpark was constructed as the Commodores' first baseball-only facility in school history. It was built near the exact location of McGugin Field, which served as baseball's home field for 76 years and part-time football practice field.



**THE TIM CORBIN FILE**

**Personal**

Tim Carter Corbin  
 \_\_\_\_\_ Born: Aug. 5, 1961, at Wolfeboro, N.H.  
 \_\_\_\_\_ Hometown: Wolfeboro, N.H.  
 \_\_\_\_\_ Family: Maggie (wife), daughters Molly and Hannah

**Education**

Ohio Wesleyan  
 \_\_\_\_\_ Master of Arts in Athletic Administration, 1986  
 \_\_\_\_\_ Bachelor of Arts in Physical Education, 1984

**Playing Experience**

Ohio Wesleyan  
 \_\_\_\_\_ Four-year letterman as an infielder and catcher

**Coaching Experience**

Vanderbilt Commodores  
 Head Coach (2003-present)  
 \_\_\_\_\_ 661-321-1 record (.672)  
 \_\_\_\_\_ Highest winning % all-time among VU coaches  
 \_\_\_\_\_ All-time winningest coach in program history  
 \_\_\_\_\_ 2014 College World Series Champions  
 \_\_\_\_\_ 2014 national coach of the year  
 \_\_\_\_\_ 2015 College World Series Runner-Up  
 \_\_\_\_\_ Three CWS Appearances (2011, 2014, 2015)  
 \_\_\_\_\_ 12-Straight NCAA Tournament appearances  
 \_\_\_\_\_ Record-setting 26 SEC wins in 2013  
 \_\_\_\_\_ 55 pitchers taken in MLB Draft during Corbin era  
 \_\_\_\_\_ 15 First-Round MLB Draft picks in Corbin era  
 \_\_\_\_\_ D1Baseball.com's No. 1 program in 2015  
 \_\_\_\_\_ D1Baseball.com's No. 2 program in 2017  
 \_\_\_\_\_ 2007 SEC regular season and tournament champs  
 \_\_\_\_\_ Three SEC regular season titles (2007, 2011, 2013)

**Clemson Tigers**

Associate Head Coach (2001-02)  
 Assistant Head Coach (1998-01)  
 Assistant Coach (1994-98)  
 \_\_\_\_\_ Fourth-winningest program nationally from 1994-02  
 \_\_\_\_\_ Nine NCAA Tournament appearances  
 \_\_\_\_\_ Four CWS appearances (1995, 1996, 2000, 2002)  
 \_\_\_\_\_ Recruited nine-straight top-25 Classes  
 \_\_\_\_\_ 20 players earned All-America status

**Presbyterian Blue Hose**

Head Coach (1988-93)  
 \_\_\_\_\_ Led restart of dormant program  
 \_\_\_\_\_ Led transition from NAIA to NCAA Division II  
 \_\_\_\_\_ 106-138 overall record

**Wofford**

Assistant Coach (1987)

**Ohio State Buckeyes**

Graduate Assistant Coach (1985-86)



In his 16th season at Vanderbilt, Tim Corbin has transformed Vanderbilt into one of the national powers of college baseball and taken the program to unprecedented success winning the school's first-ever men's national title in 2014.

Corbin's owns a 661-321-1 (.672) at Vanderbilt and became the program's all-time winningest coach on March 4. He is also first in winning percentage for coaches with 100 games or more.

Under Corbin, Vanderbilt boasts the Southeastern Conference's longest streak of consecutive NCAA Tournament appearances at 12. The Doers have advanced to a Super Regional in four of the last five years.

In 2015, Vanderbilt returned to the College World Series for the third time in five years with team's fourth 50-win season in the last four making it back to the CWS Finals before losing in three games to Virginia. The Doers captured the SEC East with a 20-10 mark.

The 2014 Commodores topped Virginia in the College World Series finals in three games to claim the title in just the Doers' second trip to Omaha. For the third time in four years Vandy hosted NCAA Regionals and Super Regionals, topping Oregon in the Regional final and Stanford in the Super Regionals.

Vanderbilt's 2013 team was one for the ages as the Commodores matched the school record with a 54-12 record and smashed the SEC record with a 26-3 mark to win the league title.

Year	Overall	Conf.	Place	Home	Road	Neutral	SEC Tour	NCAA
2003	27-28	14-16	T-6th	19-10	6-14	2-4	0-2	--
2004	45-19	16-14	7th	28-5	11-11	6-3	3-1	3-2
2005	34-21	13-17	8th	23-12	11-9	0-0	--	--
2006	38-27	16-14	6th	23-12	10-11	5-4	3-2	2-2
2007	54-13	22-8	1st	34-4	12-8	8-1	5-1	3-2
2008	41-22	15-14	T-4th	22-9	12-9	7-4	3-2	1-2
2009	37-27	12-17	8th	22-11	10-14	5-3	3-1	3-2
2010	46-20	16-12	5th	27-6	13-11	6-3	1-2	5-3
2011	54-12	22-8	T-1st	33-4	16-5	5-3	3-1	7-2
2012	35-28	16-14	T-5th	22-12	7-13	6-3	5-1	2-2
2013	54-12	26-3	1st	34-7	17-3	3-2	3-2	3-3
2014	51-21	17-13	6th	31-10	13-7	7-4	1-2	10-3
2015	51-21	20-10	2nd	28-8	15-7	8-6	3-2	9-2
2016	43-19	18-12	6th	31-7	9-10	3-2	2-2	0-2
2017	36-25-1	15-13-1	6th	21-11-1	10-12	5-2	0-1	3-3
2018	15-6	3-0	--	9-2	4-1	2-3	--	--
<b>Career</b>	<b>661-321-1</b>	<b>261-185-1</b>	<b>--</b>	<b>407-130-1</b>	<b>176-145</b>	<b>78-47</b>	<b>35-22</b>	<b>51-30</b>

**ASSISTANT COACHES**



**SCOTT BROWN**  
 Assoc. Head Coach



**MIKE BAXTER**  
 Assistant Coach



**DAVID MACIAS**  
 Volunteer Assistant

2018 INDIVIDUAL STATISTICS

9 ★ Garrett Blaylock ★ Freshman

IF ★ T.C. Roberson HS ★ Asheville, N.C.

HITTING CAREER HIGHS

Hits: \_\_\_\_\_ 1, 3x, last vs. Austin Peay (2/27/18)  
 Runs: \_\_\_\_\_ 2, vs. Presbyterian (2/21/18)  
 RBI: \_\_\_\_\_ 2, vs. UMass-Lowell (2/23/18)  
 Walks: \_\_\_\_\_  
 HRs: \_\_\_\_\_  
 Strikeouts: \_\_\_\_\_ 1, 3x, last vs. Belmont (3/21/18)  
 Stolen Bases: \_\_\_\_\_

GAME-BY-GAME STATS

DATE	OPP.	GS	AB	R	H	RBI	2B	3B	HR	BB	K	SB	CS	E	Avg.
2/18	DUKE		0	0	0	0	0	0	0	0	0	0	0	0	.000
2/20	PRESBY		0	0	0	0	0	0	0	0	0	0	0	0	.000
2/21	PRESBY		2	2	1	1	1	0	0	0	0	0	0	0	.500
2/23	UML		1	1	1	2	0	0	0	0	0	0	0	0	.667
2/24	UML		0	0	0	0	0	0	0	0	0	0	0	0	.667
2/25	UML		1	0	0	0	0	0	0	0	0	0	0	0	.500
2/27	APSU		2	0	1	1	0	0	0	1	0	0	0	0	.500
3/17	at MSST		1	0	0	0	0	0	0	1	0	0	0	0	.429
3/21	vs. BEL		2	0	0	0	0	0	0	1	0	0	0	0	.333
<b>Totals</b>		<b>0</b>	<b>9</b>	<b>3</b>	<b>3</b>	<b>4</b>	<b>1</b>	<b>0</b>	<b>0</b>	<b>3</b>	<b>0</b>	<b>0</b>	<b>0</b>	<b>0</b>	<b>.333</b>

51 ★ JJ Bleday ★ Sophomore

OF ★ A. Crawford Mosley HS ★ Panama City Beach, Fla.

HITTING CAREER HIGHS

Hits: \_\_\_\_\_ 3, 4x, last vs. Eastern Kentucky (3/14/18)  
 Runs: \_\_\_\_\_ 2, 4x, last at Clemson (6/5/17)  
 RBI: \_\_\_\_\_ 3, 3x, last vs. St. Mary's (3/10/17)  
 Walks: \_\_\_\_\_ 3, 2x, last vs. Belmont (3/21/18)  
 HRs: \_\_\_\_\_ 1, 5x, last vs. Houston (3/4/18)  
 Strikeouts: \_\_\_\_\_ 2, 5x, last at Mississippi State (3/17/18)  
 Stolen Bases: \_\_\_\_\_ 1, at Mississippi State (3/17/18)

GAME-BY-GAME STATS

DATE	OPP.	GS	AB	R	H	RBI	2B	3B	HR	BB	K	SB	CS	E	Avg.
2/16	DUKE	*	4	0	2	0	1	0	0	0	0	0	0	0	.500
2/17	DUKE	*	2	0	1	0	0	0	0	0	1	0	0	0	.500
2/20	PRESBY		2	1	1	0	0	0	0	0	1	0	0	0	.500
2/21	PRESBY	*	2	0	0	0	0	0	0	1	0	0	0	0	.400
2/23	UML		2	1	2	1	0	0	1	0	0	0	0	0	.500
2/24	UML	*	3	1	0	0	0	0	0	1	1	0	0	0	.400
2/25	UML	*	3	1	1	0	0	0	0	1	0	0	0	0	.389
2/27	APSU		1	1	1	1	0	0	1	0	0	0	0	0	.421
2/28	ISU	*	3	1	1	0	0	0	0	1	0	0	0	0	.409
4/02	vs. SHSU	*	4	1	2	0	0	0	0	0	1	0	0	0	.423
4/03	vs. ULL	*	4	0	0	0	0	0	0	0	1	0	0	0	.367
3/04	vs. UH	*	4	1	2	2	0	0	1	1	1	0	0	0	.382
3/07	at LSBU	*	3	1	1	0	0	0	0	1	0	0	0	0	.378
3/09	at UCLA	*	3	0	2	1	1	0	0	2	0	0	0	0	.400
3/11	vs. TCU	*	3	1	1	0	0	0	0	1	1	0	0	0	.395
3/14	EKU	*	5	1	3	1	0	0	0	0	0	0	0	0	.417
3/16	at MSST	*	5	0	2	0	1	0	0	0	1	0	0	0	.415
3/17	at MSST	*	5	1	2	1	0	0	0	0	2	1	1	0	.414
3/18	at MSST	*	4	1	1	0	0	0	0	1	0	0	0	0	.403
3/21	vs. BEL		2	1	0	0	0	0	0	3	1	0	0	0	.391
<b>Totals</b>		<b>16</b>	<b>64</b>	<b>14</b>	<b>25</b>	<b>7</b>	<b>3</b>	<b>0</b>	<b>3</b>	<b>12</b>	<b>12</b>	<b>1</b>	<b>1</b>	<b>0</b>	<b>.391</b>

40 ★ Aaron Brown ★ Freshman

RHP ★ Mt. Juliet HS ★ Mt. Juliet, Tenn.

PITCHING CAREER HIGHS

Innings Pitched: \_\_\_\_\_ 2.0, vs. Indiana State (2/28/18)  
 Strikeouts: \_\_\_\_\_ 2, 2x, last at Mississippi State (3/17/18)  
 Hits Allowed: \_\_\_\_\_ 3, vs. Presbyterian (2/21/18)  
 Walks Allowed: \_\_\_\_\_ 1, 2x, last vs. Eastern Kentucky (3/14/18)  
 Runs Allowed: \_\_\_\_\_ 2, vs. Presbyterian (2/21/18)

GAME-BY-GAME STATS

DATE	OPP.	GS	IP	H	R	ER	BB	SO	WP	HBP	W-L	SV	ERA
2/16	DUKE		1.0	1	0	0	0	1	0	0	0-0	0	0.00
2/21	PRESBY		1.0	3	2	1	0	1	0	0	0-0	0	4.50
2/28	ISU		2.0	1	0	0	1	1	0	1	1-0	0	2.25
3/14	EKU		1.0	1	0	0	1	2	0	0	1-0	0	1.80
3/17	at MSST		1.0	2	1	1	0	2	0	0	1-0	0	3.00
<b>Totals</b>		<b>0</b>	<b>6.0</b>	<b>8</b>	<b>3</b>	<b>2</b>	<b>2</b>	<b>7</b>	<b>0</b>	<b>1</b>	<b>1-0</b>	<b>0</b>	<b>1.80</b>

21 ★ Tyler Brown ★ Freshman

RHP ★ Olentangy Orange HS ★ Ashland, Ohio

PITCHING CAREER HIGHS

Innings Pitched: \_\_\_\_\_ 4.0, 2x, last at Mississippi State (3/18/18)  
 Strikeouts: \_\_\_\_\_ 6, 2x, last at Mississippi State (3/18/18)  
 Hits Allowed: \_\_\_\_\_ 3, at UCLA (3/9/18)  
 Walks Allowed: \_\_\_\_\_ 1, 2x, last at Mississippi State (3/18/18)  
 Runs Allowed: \_\_\_\_\_ 2, 2x, last vs. Sam Houston State (3/2/18)

GAME-BY-GAME STATS

DATE	OPP.	GS	IP	H	R	ER	BB	SO	WP	HBP	W-L	SV	ERA
2/17	DUKE		3.0	2	2	2	0	5	0	0	0-0	0	6.00
2/25	UML		4.0	1	0	0	0	6	0	0	1-0	0	2.57
3/02	vs. SHSU		1.0	2	2	2	0	0	0	0	1-1	0	4.70
3/04	vs. UH		1.0	1	0	0	0	1	0	0	1-1	0	4.15
3/09	at UCLA		2.0	3	0	0	1	4	0	0	1-1	1	3.38
3/18	at MSST		4.0	2	0	0	1	6	0	0	1-1	2	2.45
<b>Totals</b>		<b>0</b>	<b>14.2</b>	<b>11</b>	<b>4</b>	<b>4</b>	<b>2</b>	<b>22</b>	<b>0</b>	<b>0</b>	<b>1-1</b>	<b>2</b>	<b>3.38</b>

**5 ★ Philip Clarke ★ Freshman**

C ★ Christ Presbyterian Academy ★ Franklin, Tenn.

**HITTING CAREER HIGHS**

Hits: \_\_\_\_\_ 3, vs. Belmont (3/21/18)  
 Runs: \_\_\_\_\_ 2, vs. UMass-Lowell (2/25/18)  
 RBI: \_\_\_\_\_ 3, 3x, last vs. Presbyterian (2/2/18)  
 Walks: \_\_\_\_\_ 4, vs. UMass-Lowell (2/23/18)  
 HRs: \_\_\_\_\_ 1, vs. Presbyterian (2/21/18)  
 Strikeouts: \_\_\_\_\_ 2, 3x, last at Mississippi State (3/17/18)  
 Stolen Bases: \_\_\_\_\_ 2, vs. UMass-Lowell (2/25/18)

**GAME-BY-GAME STATS**

DATE	OPP.	GS	AB	R	H	RBI	2B	3B	HR	BB	K	SB	CS	E	Avg.
2/16	DUKE		5	0	2	3	0	0	0	0	0	0	0	0	.400
2/17	DUKE	*	4	0	1	0	0	0	0	0	1	0	0	0	.333
2/18	DUKE		4	0	1	3	0	0	0	0	1	0	0	0	.308
2/21	PRESBY	*	3	1	1	3	0	0	1	1	0	0	0	0	.312
2/23	UML		1	0	1	1	0	0	0	4	0	0	0	0	.353
2/24	UML	*	3	0	0	0	0	0	0	1	2	0	0	0	.300
2/25	UML		3	2	2	1	0	0	0	2	0	2	0	0	.348
2/27	APSU		4	1	2	0	0	0	0	1	1	1	0	0	.370
2/28	ISU	*	3	0	0	1	0	0	0	0	0	0	0	0	.333
3/03	vs. ULL	*	4	0	0	0	0	0	0	0	0	0	0	0	.294
3/04	vs. UH		3	0	1	0	0	0	0	2	2	0	0	0	.297
3/07	at LBSU	*	3	0	1	0	0	0	0	1	1	0	0	0	.300
3/09	at UCLA	*	4	0	0	0	0	0	0	0	1	0	0	0	.273
3/14	EKU		2	0	0	0	0	0	0	0	0	0	0	0	.261
3/16	at MSST	*	4	1	2	0	2	0	0	0	1	0	0	0	.280
3/17	at MSST	*	4	1	1	1	1	0	0	0	2	0	0	0	.278
3/18	at MSST		3	0	0	0	0	0	0	2	0	0	0	0	.263
3/21	vs. BEL	*	5	0	3	1	0	0	0	0	0	0	1	0	.290
<b>Totals</b>			<b>10</b>	<b>62</b>	<b>6</b>	<b>18</b>	<b>14</b>	<b>3</b>	<b>0</b>	<b>1</b>	<b>14</b>	<b>12</b>	<b>3</b>	<b>1</b>	<b>.290</b>

**42 ★ Maddux Conger ★ Junior**

RHP ★ Stephenville HS ★ Stephenville, Texas

**PITCHING CAREER HIGHS**

Innings Pitched: \_\_\_\_\_ 5.0, vs. Presbyterian (2/20/18)  
 Strikeouts: \_\_\_\_\_ 6, vs. Evansville (2/22/17)  
 Hits Allowed: \_\_\_\_\_ 7, vs. Southeastern La. (2/28/17)  
 Walks Allowed: \_\_\_\_\_ 5, 2x, last vs. Austin Peay (2/27/18)  
 Runs Allowed: \_\_\_\_\_ 5, 2x, last vs. Austin Peay (2/27/18)

**GAME-BY-GAME STATS**

DATE	OPP.	GS	IP	H	R	ER	BB	SO	WP	HBP	W-L	SV	ERA	
2/20	PRESBY	*	5.0	3	0	0	2	5	0	1	1-0	0	0.00	
2/27	APSU		4.0	3	5	1	5	3	3	0	1-0	0	1.00	
3/14	EKU		1.0	2	1	1	2	3	0	0	1-0	0	1.80	
<b>Totals</b>			<b>1</b>	<b>10.0</b>	<b>8</b>	<b>6</b>	<b>2</b>	<b>9</b>	<b>11</b>	<b>3</b>	<b>0</b>	<b>1-0</b>	<b>0</b>	<b>1.80</b>

**3 ★ Cooper Davis ★ Freshman**

OF ★ St. Aloysius Gonzaga HS ★ Mississauga, Ontario

**HITTING CAREER HIGHS**

Hits: \_\_\_\_\_ 1, vs. Presbyterian (2/21/18)  
 Runs: \_\_\_\_\_ 1, 2x, last vs. UMass-Lowell (2/24/18)  
 RBI: \_\_\_\_\_ 1, 2x, last vs. UMass-Lowell (2/24/18)  
 Walks: \_\_\_\_\_ 1, vs. UMass-Lowell (2/23/18)  
 HRs: \_\_\_\_\_  
 Strikeouts: \_\_\_\_\_  
 Stolen Bases: \_\_\_\_\_

**GAME-BY-GAME STATS**

DATE	OPP.	GS	AB	R	H	RBI	2B	3B	HR	BB	K	SB	CS	E	Avg.
2/21	PRESBY		2	1	1	1	0	0	0	0	0	0	0	0	.500
2/23	UML		0	0	0	1	0	0	0	1	0	0	0	0	.500
2/24	UML		0	1	0	0	0	0	0	0	0	0	0	0	.500
2/27	UML		1	0	0	0	0	0	0	0	0	0	0	0	.333
<b>Totals</b>			<b>0</b>	<b>3</b>	<b>2</b>	<b>1</b>	<b>2</b>	<b>0</b>	<b>0</b>	<b>1</b>	<b>0</b>	<b>0</b>	<b>0</b>	<b>0</b>	<b>.333</b>

**27 ★ Chandler Day ★ Junior**

RHP ★ Watkins Memorial HS ★ Granville, Ohio

**PITCHING CAREER HIGHS**

Innings Pitched: \_\_\_\_\_ 9.0, vs. Lipscomb (3/28/17)  
 Strikeouts: \_\_\_\_\_ 10, vs. UT Martin (4/4/17)  
 Hits Allowed: \_\_\_\_\_ 8, vs. LSU (4/7/16)  
 Walks Allowed: \_\_\_\_\_ 5, vs. Lipscomb (3/28/17)  
 Runs Allowed: \_\_\_\_\_ 6, at Middle Tennessee (3/22/16)

**GAME-BY-GAME STATS**

DATE	OPP.	GS	IP	H	R	ER	BB	SO	WP	HBP	W-L	SV	ERA	
2/18	DUKE	*	4.0	3	1	1	2	6	0	1	0-0	0	2.25	
2/25	UML	*	5.0	3	2	2	1	6	0	1	0-0	0	3.00	
3/04	vs. UH	*	3.0	5	2	2	0	1	2	0	0-0	0	3.75	
3/11	EKU		1.0	2	2	2	1	0	1	0	0-0	0	4.85	
3/21	vs. BEL		2.0	0	1	1	2	2	0	0	0-0	0	4.80	
<b>Totals</b>			<b>3</b>	<b>15.0</b>	<b>13</b>	<b>8</b>	<b>8</b>	<b>6</b>	<b>15</b>	<b>3</b>	<b>2</b>	<b>0-0</b>	<b>0</b>	<b>4.80</b>

18 ★ Pat DeMarco ★ Freshman

OF ★ Winder-Barrow HS ★ Staten Island, N.Y.

HITTING CAREER HIGHS

Hits: \_\_\_\_\_ 3, 3x, last vs. Presbyterian (2/20/18)  
 Runs: \_\_\_\_\_ 3, vs. Austin Peay (2/27/18)  
 RBI: \_\_\_\_\_ 4, vs. Houston (3/4/18)  
 Walks: \_\_\_\_\_ 2, vs. Austin Peay (2/27/18)  
 HRs: \_\_\_\_\_ 1, vs. Indiana State (2/28/18)  
 Strikeouts: \_\_\_\_\_ 3, at Mississippi State (3/16/18)  
 Stolen Bases: \_\_\_\_\_ 1, 4x, last vs. Austin Peay (2/27/18)

GAME-BY-GAME STATS

DATE	OPP.	GS	AB	R	H	RBI	2B	3B	HR	BB	K	SB	CS	E	Avg.
2/16	DUKE	*	4	2	3	0	1	0	0	1	1	1	0	0	.750
2/17	DUKE	*	5	1	2	1	0	0	0	0	1	0	0	0	.556
2/18	DUKE	*	4	2	3	0	0	0	0	0	0	0	0	0	.615
2/20	PRESBY	*	4	2	3	2	2	0	0	0	0	0	0	0	.647
2/21	PRESBY	*	4	0	1	1	1	0	0	0	0	0	0	0	.571
2/23	UML	*	3	0	0	0	0	0	0	1	1	0	0	0	.500
2/24	UML	*	5	1	2	0	0	0	0	0	2	1	0	0	.483
2/25	UML	*	3	0	1	0	0	0	0	1	1	1	0	0	.469
2/27	APSU	*	3	3	2	2	1	0	0	2	0	1	0	0	.486
2/28	ISU	*	4	1	2	2	1	0	0	1	0	2	0	0	.487
3/02	vs. SHSU	*	4	0	0	0	0	0	0	0	1	0	0	0	.442
3/03	vs. ULL	*	4	0	1	0	0	0	0	0	0	0	0	0	.426
3/04	vs. UH	*	5	1	2	4	1	0	0	0	0	0	0	0	.423
3/07	at LBSU	*	4	0	0	0	0	0	0	0	1	0	0	0	.393
3/09	at UCLA	*	5	0	0	1	0	0	0	0	0	0	0	0	.361
3/11	vs. TCU	*	3	2	2	1	0	0	0	1	0	0	0	0	.375
3/14	EKU	*	5	1	1	0	0	0	0	0	0	0	0	0	.362
3/16	at MSST	*	5	1	2	2	0	1	0	0	3	0	0	0	.365
3/17	at MSST	*	5	1	2	2	0	0	0	0	2	0	0	0	.367
3/18	at MSST	*	4	0	1	0	0	0	0	1	1	0	0	0	.361
3/21	vs. BEL	*	5	1	2	0	0	0	0	0	2	0	0	0	.364
<b>Totals</b>			<b>21</b>	<b>88</b>	<b>19</b>	<b>32</b>	<b>18</b>	<b>7</b>	<b>1</b>	<b>7</b>	<b>18</b>	<b>4</b>	<b>0</b>	<b>0</b>	<b>.364</b>

20 ★ Ty Duvall ★ Sophomore

C ★ Lebanon HS ★ Lebanon, Ohio

HITTING CAREER HIGHS

Hits: \_\_\_\_\_ 3, vs. Western Kentucky (3/14/17)  
 Runs: \_\_\_\_\_ 1, 6x, last vs. UMass-Lowell (2/23/18)  
 RBI: \_\_\_\_\_ 2, 2x, last vs. UT Martin (4/4/17)  
 Walks: \_\_\_\_\_ 2, vs. UMass-Lowell (2/23/18)  
 HRs: \_\_\_\_\_  
 Strikeouts: \_\_\_\_\_ 2, vs. Austin Peay (2/27/18)  
 Stolen Bases: \_\_\_\_\_

GAME-BY-GAME STATS

DATE	OPP.	GS	AB	R	H	RBI	2B	3B	HR	BB	K	SB	CS	E	Avg.
2/16	DUKE		0	0	0	0	0	0	0	0	0	0	0	0	.000
2/21	PRESBY		1	1	0	0	0	0	0	1	0	0	0	0	.000
2/23	UML		0	1	0	0	0	0	0	2	0	0	0	0	.000
2/24	UML		0	0	0	0	0	0	0	0	0	0	0	0	.000
2/27	APSU		2	0	0	0	0	0	0	0	2	0	0	0	.000
3/14	EKU	*	1	0	0	0	0	0	0	1	1	0	0	0	.000
3/17	at MSST		1	0	1	0	0	0	0	0	0	0	0	0	.200
<b>Totals</b>			<b>0</b>	<b>5</b>	<b>2</b>	<b>1</b>	<b>0</b>	<b>0</b>	<b>0</b>	<b>4</b>	<b>3</b>	<b>0</b>	<b>0</b>	<b>0</b>	<b>.200</b>

39 ★ Jake Eder ★ Freshman

LHP ★ Calvary Christian Academy ★ Ocean Ridge, Fla.

PITCHING CAREER HIGHS

Innings Pitched: \_\_\_\_\_ 5.0, 2x, last at Long Beach State (3/7/18)  
 Strikeouts: \_\_\_\_\_ 7, at Long Beach State (3/7/18)  
 Hits Allowed: \_\_\_\_\_ 3, vs. Indiana State (2/28/18)  
 Walks Allowed: \_\_\_\_\_ 4, at Long Beach State (3/7/18)  
 Runs Allowed: \_\_\_\_\_ 4, vs. Indiana State (2/28/18)

GAME-BY-GAME STATS

DATE	OPP.	GS	IP	H	R	ER	BB	SO	WP	HBP	W-L	SV	ERA
2/21	PRESBY	*	4.0	1	0	0	0	4	0	1	1-0	0	0.00
2/28	ISU	*	5.0	3	4	4	1	5	0	0	1-0	0	4.00
3/07	at LBSU	*	5.0	0	0	0	4	7	0	0	1-0	0	2.57
3/14	EKU	*	1.0	1	2	1	1	1	0	0	1-1	0	3.00
3/21	vs. BEL	*	4.1	2	2	2	2	4	1	0	1-2	0	3.26
<b>Totals</b>			<b>5</b>	<b>19.1</b>	<b>7</b>	<b>8</b>	<b>7</b>	<b>8</b>	<b>21</b>	<b>1</b>	<b>1-2</b>	<b>0</b>	<b>3.26</b>

66 ★ Drake Fellows ★ Sophomore

RHP ★ Joliet Catholic Academy ★ Plainfield, Ill.

PITCHING CAREER HIGHS

Innings Pitched: \_\_\_\_\_ 8.0, vs. St. Mary's (3/12/17)  
 Strikeouts: \_\_\_\_\_ 10, vs. Alabama (5/20/17)  
 Hits Allowed: \_\_\_\_\_ 8, vs. CSUN (3/5/17)  
 Walks Allowed: \_\_\_\_\_ 5, at Mississippi State (3/16/18)  
 Runs Allowed: \_\_\_\_\_ 6, vs. Florida (4/15/17)

GAME-BY-GAME STATS

DATE	OPP.	GS	IP	H	R	ER	BB	SO	WP	HBP	W-L	SV	ERA
2/16	DUKE	*	4.1	1	1	1	4	4	0	2	0-0	0	2.08
2/23	UML	*	5.0	2	0	0	1	8	0	0	1-0	0	0.96
3/02	vs. SHSU	*	6.0	5	2	2	1	8	0	1	0-0	0	1.76
3/09	at UCLA	*	7.0	6	3	3	1	9	0	0	2-0	0	2.42
3/16	at MSST	*	6.0	3	0	0	5	7	1	0	3-0	0	1.91
<b>Totals</b>			<b>4</b>	<b>22.1</b>	<b>14</b>	<b>6</b>	<b>6</b>	<b>7</b>	<b>29</b>	<b>0</b>	<b>3</b>	<b>2-0</b>	<b>1.91</b>

**13 ★ Kiambu Fentress ★ Redshirt Sophomore**

OF ★ Ensworth HS ★ Nashville, Tenn.

**HITTING CAREER HIGHS**

Hits: \_\_\_\_\_, 1, at Middle Tennessee (4/18/17)  
 Runs: \_\_\_\_\_  
 RBI: \_\_\_\_\_, 1, vs. Austin Peay (2/27/18)  
 Walks: \_\_\_\_\_  
 HRs: \_\_\_\_\_  
 Strikeouts: \_\_\_\_\_, 1, 2x, last vs. UMass-Lowell (2/23/18)  
 Stolen Bases: \_\_\_\_\_

**GAME-BY-GAME STATS**

DATE	OPP.	GS	AB	R	H	RBI	2B	3B	HR	BB	K	SB	CS	E	Avg.
2/18	DUKE	0	0	0	0	0	0	0	0	0	0	0	0	0	.000
2/20	PRESBY	0	0	0	0	0	0	0	0	0	0	0	0	0	.000
2/21	PRESBY	2	0	0	0	0	0	0	0	0	1	0	0	0	.000
2/23	UML	1	0	0	0	0	0	0	0	0	1	0	0	0	.000
2/24	UML	1	0	0	0	0	0	0	0	0	0	0	0	0	.000
2/25	UML	0	0	0	0	0	0	0	0	0	0	0	0	0	.000
2/27	APSU	1	0	0	1	0	0	0	0	0	0	0	0	0	.000
<b>Totals</b>		<b>0</b>	<b>5</b>	<b>0</b>	<b>0</b>	<b>1</b>	<b>0</b>	<b>0</b>	<b>0</b>	<b>0</b>	<b>2</b>	<b>0</b>	<b>0</b>	<b>0</b>	<b>.000</b>

**32 ★ Hugh Fisher ★ Freshman**

LHP ★ Briarcrest Christian HS ★ Eads, Tenn.

**PITCHING CAREER HIGHS**

Innings Pitched: \_\_\_\_\_, 2.0, vs. Presbyterian (2/20/18)  
 Strikeouts: \_\_\_\_\_, 2, vs. Eastern Kentucky (3/14/18)  
 Hits Allowed: \_\_\_\_\_, 2, vs. Belmont (3/21/18)  
 Walks Allowed: \_\_\_\_\_, 1, vs. Belmont (3/21/18)  
 Runs Allowed: \_\_\_\_\_, 1, vs. Belmont (3/21/18)

**GAME-BY-GAME STATS**

DATE	OPP.	GS	IP	H	R	ER	BB	SO	WP	HBP	W-L	SV	ERA
2/20	PRESBY	2.0	0	0	0	0	0	0	0	0	0-0	0	0.00
3/03	vs. ULL	0.0	0	0	0	0	0	0	0	1	0-0	0	0.00
3/14	EKU	1.0	0	0	0	0	2	0	0	0	0-0	0	0.00
3/21	vs. BEL	0.2	2	1	0	1	1	0	0	0	0-0	0	0.00
<b>Totals</b>		<b>0</b>	<b>3.2</b>	<b>2</b>	<b>1</b>	<b>0</b>	<b>1</b>	<b>3</b>	<b>0</b>	<b>1</b>	<b>0-0</b>	<b>0</b>	<b>0.00</b>

**49 ★ AJ Franklin ★ Redshirt Sophomore**

LHP ★ Wilson Central HS ★ Lebanon, Tenn.

**PITCHING CAREER HIGHS**

Innings Pitched: \_\_\_\_\_, 1.0, vs. UMass-Lowell (2/23/18)  
 Strikeouts: \_\_\_\_\_  
 Hits Allowed: \_\_\_\_\_  
 Walks Allowed: \_\_\_\_\_, 1, vs. UMass-Lowell (2/23/18)  
 Runs Allowed: \_\_\_\_\_

**GAME-BY-GAME STATS**

DATE	OPP.	GS	IP	H	R	ER	BB	SO	WP	HBP	W-L	SV	ERA
2/21	PRESBY	0.2	0	0	0	0	0	0	0	0	0-0	0	0.00
2/23	UML	1.0	0	0	0	0	1	0	0	1	0-0	0	0.00
<b>Totals</b>		<b>0</b>	<b>1.2</b>	<b>0</b>	<b>0</b>	<b>0</b>	<b>1</b>	<b>0</b>	<b>0</b>	<b>1</b>	<b>0-0</b>	<b>0</b>	<b>0.00</b>

**35 ★ Jackson Gillis ★ Sophomore**

LHP ★ Wilmington HS ★ Wilmington, Mass.

**PITCHING CAREER HIGHS**

Innings Pitched: \_\_\_\_\_, 3.2, vs. Duke (2/16/18)  
 Strikeouts: \_\_\_\_\_, 5, vs. UMass-Lowell (2/24/18)  
 Hits Allowed: \_\_\_\_\_, 4, vs. TCU (3/11/18)  
 Walks Allowed: \_\_\_\_\_, 4, vs. Texas A&M (3/25/17)  
 Runs Allowed: \_\_\_\_\_, 3, 3x, last at TCU (3/11/18)

**GAME-BY-GAME STATS**

DATE	OPP.	GS	IP	H	R	ER	BB	SO	WP	HBP	W-L	SV	ERA
2/16	DUKE	3.2	1	0	0	1	4	4	0	2	1-0	0	0.00
2/24	UML	3.1	3	1	1	1	5	1	0	0	2-0	0	1.29
3/02	vs. SHSU	2.2	2	3	3	2	4	0	0	0	2-0	0	3.72
3/11	vs. TCU *	2.0	4	3	3	3	2	0	1	0	2-0	0	5.40
3/17	at MSST	1.1	1	0	0	0	3	0	0	0	2-0	0	4.85
<b>Totals</b>		<b>1</b>	<b>13.0</b>	<b>11</b>	<b>7</b>	<b>7</b>	<b>7</b>	<b>18</b>	<b>1</b>	<b>3</b>	<b>2-0</b>	<b>0</b>	<b>4.85</b>

**99 ★ Jayson Gonzalez ★ Freshman**

IF ★ Bishop Amat HS ★ Covina, Calif.

**HITTING CAREER HIGHS**

Hits: \_\_\_\_\_, 4, 2x, last vs. Austin Peay (2/27/18)  
 Runs: \_\_\_\_\_, 2, 2x, last vs. Houston (3/4/18)  
 RBI: \_\_\_\_\_, 5, vs. UMass-Lowell (2/24/18)  
 Walks: \_\_\_\_\_, 1, 7x, last at UCLA (3/9/18)  
 HRs: \_\_\_\_\_, 2, vs. UMass-Lowell (2/24/18)  
 Strikeouts: \_\_\_\_\_, 3, 2x, last at Mississippi State (3/18/18)  
 Stolen Bases: \_\_\_\_\_, 1, vs. Houston (3/4/18)

**GAME-BY-GAME STATS**

DATE	OPP.	GS	AB	R	H	RBI	2B	3B	HR	BB	K	SB	CS	E	Avg.
2/16	DUKE	* 4	0	1	1	0	0	0	0	1	0	0	0	1	.250
2/17	DUKE	* 3	0	0	0	0	0	0	0	0	1	0	0	0	.143
2/18	DUKE	* 4	0	2	0	0	0	0	0	0	1	0	0	0	.273
2/20	PRESBY	* 4	0	1	0	0	0	0	0	2	0	0	0	0	.267
2/21	PRESBY	* 3	0	0	0	0	0	0	0	0	1	0	0	0	.222
2/23	UML	* 3	1	0	0	0	0	0	0	1	2	0	0	0	.190
2/24	UML	* 5	2	4	5	1	0	2	0	1	0	0	0	0	.308
2/25	UML	* 3	1	1	1	0	0	0	0	1	1	0	0	0	.310
2/27	APSU	* 4	1	4	4	1	0	0	0	0	0	0	0	1	.394
2/28	ISU	* 4	0	0	0	0	0	0	0	0	1	0	0	1	.351
3/02	vs. SHSU	* 3	1	0	0	0	0	0	0	1	2	0	0	0	.325
3/03	vs. ULL	* 4	0	1	0	0	0	0	0	0	1	0	0	0	.318
3/04	vs. UH	* 4	2	1	0	0	0	0	0	1	3	1	0	0	.312
3/07	at LBSU	* 3	1	2	3	0	0	1	1	1	0	0	0	0	.333
3/09	at UCLA	* 3	2	1	0	0	0	0	0	1	0	0	0	0	.333
3/11	vs. TCU	* 5	0	1	2	0	0	0	0	2	0	0	0	0	.322
3/14	EKU	* 3	0	0	0	0	0	0	0	0	1	0	0	1	.306
3/16	at MSST	* 4	1	1	0	0	0	0	0	2	0	0	0	0	.303
3/17	at MSST	* 4	1	1	1	0	0	0	0	0	0	0	0	1	.300
3/18	at MSST	* 4	0	0	0	0	0	0	0	3	0	0	0	0	.284
3/21	vs. BEL	* 3	0	0	0	0	0	0	0	2	0	0	1	0	.273
<b>Totals</b>		<b>21</b>	<b>77</b>	<b>13</b>	<b>21</b>	<b>17</b>	<b>2</b>	<b>0</b>	<b>3</b>	<b>7</b>	<b>27</b>	<b>1</b>	<b>0</b>	<b>6</b>	<b>.273</b>

17 ★ Walker Grisanti ★ Junior

OF ★ Christian Brothers HS ★ Collierville, Tenn.

HITTING CAREER HIGHS

Hits: \_\_\_\_\_ 2, 4x, last at South Carolina (4/6/17)  
 Runs: \_\_\_\_\_ 3, vs. Xavier (3/12/16)  
 RBI: \_\_\_\_\_ 3, 2x, last vs. Austin Peay (2/27/18)  
 Walks: \_\_\_\_\_ 3, at UCLA (3/9/18)  
 HRs: \_\_\_\_\_ 1, 2x, last vs. Austin Peay (2/27/18)  
 Strikeouts: \_\_\_\_\_ 3, 2x, last at Mississippi State (3/17/18)  
 Stolen Bases: \_\_\_\_\_ 1, vs. TCU (3/11/18)

GAME-BY-GAME STATS

DATE	OPP.	GS	AB	R	H	RBI	2B	3B	HR	BB	K	SB	CS	E	Avg.
2/17	DUKE		1	0	0	0	0	0	0	0	1	0	0	0	.000
2/21	PRESBY		1	2	1	0	0	0	0	1	0	0	0	0	.500
2/23	UML		1	1	1	1	1	0	0	0	0	0	0	0	.667
2/24	UML		0	1	0	0	0	0	0	1	0	0	0	0	.667
2/25	UML		0	0	0	0	0	0	0	1	0	0	0	0	.667
2/27	APSU	*	3	1	1	3	0	0	1	1	1	0	0	0	.500
3/02	vs. SHSU		1	1	1	0	0	0	0	0	0	0	0	0	.571
3/03	vs. ULL	*	3	0	0	0	0	0	0	1	1	0	0	0	.400
3/04	vs. UH	*	2	2	0	0	0	0	0	2	0	0	0	0	.333
3/07	at LBSU	*	4	0	1	0	0	0	0	0	1	0	1	0	.312
3/09	at UCLA	*	1	1	0	1	0	0	0	3	0	0	0	0	.294
3/11	vs. TCU	*	3	0	0	0	0	0	0	1	0	1	0	0	.250
3/14	EKU	*	3	0	0	0	0	0	0	2	1	0	0	0	.217
3/16	at MSST	*	2	1	0	0	0	0	0	1	1	0	0	0	.200
3/17	at MSST	*	3	0	0	0	0	0	0	0	3	0	0	0	.179
3/21	vs. BEL		1	0	0	0	0	0	0	1	1	0	0	0	.172
<b>Totals</b>			<b>9</b>	<b>29</b>	<b>10</b>	<b>5</b>	<b>5</b>	<b>1</b>	<b>0</b>	<b>1</b>	<b>15</b>	<b>10</b>	<b>1</b>	<b>1</b>	<b>.172</b>

44 ★ Mason Hickman ★ Freshman

RHP ★ Pope John Paul II HS ★ Hendersonville, Tenn.

PITCHING CAREER HIGHS

Innings Pitched: \_\_\_\_\_ 5.0, 2x, last at Mississippi State (3/18/18)  
 Strikeouts: \_\_\_\_\_ 7, vs. Duke (2/18/18)  
 Hits Allowed: \_\_\_\_\_ 5, vs. Houston (3/4/18)  
 Walks Allowed: \_\_\_\_\_ 3, vs. Austin Peay (2/27/18)  
 Runs Allowed: \_\_\_\_\_ 3, at Mississippi State (3/18/18)

GAME-BY-GAME STATS

DATE	OPP.	GS	IP	H	R	ER	BB	SO	WP	HBP	W-L	SV	ERA
2/18	DUKE		5.0	3	0	0	2	7	1	0	1-0	0	0.00
2/27	APSU	*	4.0	2	1	1	3	2	0	0	2-0	0	1.00
3/04	vs. UH		4.0	5	2	2	0	5	0	0	3-0	0	2.08
3/14	EKU		1.0	0	0	0	0	1	0	0	3-0	0	1.93
3/18	at MSST	*	5.0	4	3	3	2	4	1	0	4-0	0	2.84
<b>Totals</b>			<b>2</b>	<b>19.0</b>	<b>14</b>	<b>6</b>	<b>6</b>	<b>7</b>	<b>19</b>	<b>2</b>	<b>4-0</b>	<b>0</b>	<b>2.84</b>

22 ★ Julian Infante ★ Junior

IF ★ Westminster Christian HS ★ Miami, Fla.

HITTING CAREER HIGHS

Hits: \_\_\_\_\_ 4, vs. Belmont (3/22/17)  
 Runs: \_\_\_\_\_ 4, vs. Belmont (3/22/17)  
 RBI: \_\_\_\_\_ 7, vs. Missouri (5/7/17)  
 Walks: \_\_\_\_\_ 3, vs. St. Mary's (3/12/17)  
 HRs: \_\_\_\_\_ 1, 17x, last at Arkansas (5/14/17)  
 Strikeouts: \_\_\_\_\_ 4, 2x, last vs. UMass-Lowell (2/23/18)  
 Stolen Bases: \_\_\_\_\_

GAME-BY-GAME STATS

DATE	OPP.	GS	AB	R	H	RBI	2B	3B	HR	BB	K	SB	CS	E	Avg.
2/16	DUKE	*	4	0	0	0	0	0	0	0	0	0	0	0	.000
2/17	DUKE	*	4	0	0	0	0	0	0	0	3	0	0	0	.000
2/18	DUKE	*	4	0	0	1	0	0	0	1	0	0	0	0	.000
2/20	PRESBY	*	3	0	0	0	0	0	0	1	1	0	0	0	.000
2/21	PRESBY	*	3	0	1	1	1	0	0	1	0	0	0	1	.056
2/23	UML	*	5	0	0	1	0	0	0	0	4	0	0	0	.043
2/24	UML	*	4	1	0	0	0	0	0	1	2	0	0	0	.037
2/28	ISU		1	0	0	0	0	0	0	0	0	0	0	0	.036
3/02	vs. SHSU	*	3	1	1	1	0	0	0	1	1	0	0	0	.065
3/03	vs. ULL	*	3	0	0	0	0	0	0	0	3	0	0	0	.059
3/07	at LBSU	*	3	0	2	0	0	0	0	0	1	0	0	0	.108
3/09	at UCLA	*	3	1	0	0	0	0	0	0	1	0	0	0	.100
3/11	vs. TCU	*	4	2	2	0	0	0	0	0	2	0	0	0	.136
3/14	EKU	*	4	0	1	1	0	0	0	0	2	0	0	0	.146
3/16	at MSST	*	4	1	1	0	0	0	0	0	1	0	0	0	.154
3/17	at MSST	*	4	1	2	1	0	0	0	0	1	0	0	1	.179
3/18	at MSST	*	4	0	1	0	1	0	0	0	3	0	0	0	.183
3/21	vs. BEL	*	5	0	0	0	0	0	0	0	3	0	0	0	.169
<b>Totals</b>			<b>17</b>	<b>65</b>	<b>7</b>	<b>11</b>	<b>6</b>	<b>2</b>	<b>0</b>	<b>5</b>	<b>28</b>	<b>0</b>	<b>0</b>	<b>2</b>	<b>.169</b>

8 ★ Alonzo Jones ★ Junior

OF ★ Columbus HS ★ Columbus, Ga.

HITTING CAREER HIGHS

Hits: \_\_\_\_\_ 3, 4x, last vs. Indiana State (2/28/18)  
 Runs: \_\_\_\_\_ 3, 4x, last vs. UMass-Lowell (2/23/18)  
 RBI: \_\_\_\_\_ 5, vs. San Diego (2/21/16)  
 Walks: \_\_\_\_\_ 3, 2x, last vs. UT Martin (4/4/17)  
 HRs: \_\_\_\_\_ 1, 2x, last vs. Austin Peay (2/27/18)  
 Strikeouts: \_\_\_\_\_ 3, 5x, last at South Carolina (4/7/17)  
 Stolen Bases: \_\_\_\_\_ 2, 5x, last vs. Duke (2/18/18)

GAME-BY-GAME STATS

DATE	OPP.	GS	AB	R	H	RBI	2B	3B	HR	BB	K	SB	CS	E	Avg.
2/16	DUKE	*	4	1	2	0	0	0	0	0	0	1	0	0	.500
2/17	DUKE	*	3	0	0	0	0	0	0	1	2	0	0	0	.286
2/18	DUKE	*	4	1	2	0	0	0	0	0	1	2	0	0	.364
2/20	PRESBY	*	4	0	0	0	0	0	0	0	1	0	0	0	.267
2/21	PRESBY	*	3	1	1	0	0	0	0	0	0	1	0	0	.278
2/23	UML	*	4	3	2	0	1	0	0	0	1	1	0	0	.318
2/24	UML	*	4	1	1	0	0	0	0	0	2	1	0	0	.308
2/25	UML	*	4	1	1	1	0	1	0	0	1	0	0	0	.300
2/27	APSU	*	3	2	0	0	0	0	0	1	0	1	0	0	.273
2/28	ISU	*	4	2	3	3	1	0	1	0	0	0	0	0	.324
3/02	vs. SHSU	*	3	0	0	0	0	0	0	0	1	0	0	0	.300
3/07	at LBSU		0	0	0	0	0	0	0	0	0	0	0	0	.300
3/09	at UCLA	*	2	1	0	0	0	0	0	1	1	0	0	0	.286
3/11	vs. TCU		0	0	0	0	0	0	0	0	0	0	0	0	.286
<b>Totals</b>			<b>12</b>	<b>42</b>	<b>13</b>	<b>12</b>	<b>4</b>	<b>2</b>	<b>1</b>	<b>3</b>	<b>10</b>	<b>7</b>	<b>0</b>	<b>0</b>	<b>.286</b>

**12 ★ Connor Kaiser ★ Junior**

IF ★ Blue Valley West HS ★ Overland Park, Kan.

**HITTING CAREER HIGHS**

Hits: \_\_\_\_\_ 3, 2x, last at Kentucky (4/2/17)  
 Runs: \_\_\_\_\_ 3, 2x, last vs. UMass-Lowell (2/24/18)  
 RBI: \_\_\_\_\_ 3, vs. UMass-Lowell (2/23/18)  
 Walks: \_\_\_\_\_ 3, vs. Ole Miss (5/25/16)  
 HRs: \_\_\_\_\_ 1, vs. South Carolina (5/23/17)  
 Strikeouts: \_\_\_\_\_ 4, at Clemson (6/3/17)  
 Stolen Bases: \_\_\_\_\_ 2, 2x, last vs. UMass-Lowell (2/25/18)

**GAME-BY-GAME STATS**

DATE	OPP.	GS	AB	R	H	RBI	2B	3B	HR	BB	K	SB	CS	E	Avg.
2/16	DUKE	*	4	2	1	0	0	0	0	1	1	0	0	0	.250
2/17	DUKE	*	5	0	2	1	1	0	0	0	0	1	0	0	.333
2/18	DUKE	*	4	2	2	0	1	0	0	1	0	0	0	0	.385
2/20	PRESBY	*	3	1	1	2	0	0	0	2	0	1	0	0	.375
2/21	PRESBY	*	6	2	2	2	0	0	0	0	1	1	0	0	.364
2/23	UML	*	4	2	1	3	1	0	0	1	1	0	0	0	.346
2/24	UML	*	3	3	2	1	0	0	0	2	1	0	0	0	.379
2/25	UML	*	3	1	0	0	0	0	0	2	0	2	0	0	.344
2/27	APSU	*	5	2	1	0	0	0	0	0	1	1	0	0	.324
2/28	ISU	*	4	1	2	2	1	0	0	0	0	0	0	0	.341
3/02	vs. SHSU	*	5	1	2	2	1	0	0	0	2	0	0	0	.348
3/03	vs. ULL	*	3	0	1	0	0	0	0	1	1	0	0	0	.347
3/04	vs. UH	*	3	0	0	0	0	0	0	1	1	1	0	0	.327
3/07	at LBSU	*	3	1	2	0	0	0	0	1	1	0	1	0	.345
3/09	at UCLA	*	4	0	0	0	0	0	0	1	0	0	0	0	.322
3/11	vs. TCU	*	5	0	1	2	0	0	0	0	3	0	0	0	.312
3/14	EKU	*	4	1	1	2	0	1	0	1	1	0	0	0	.309
3/16	at MSST	*	4	0	1	0	0	0	0	0	0	0	0	0	.306
3/17	at MSST	*	2	1	2	0	0	0	0	2	0	0	0	0	.324
3/18	at MSST	*	5	0	1	2	0	0	0	0	2	0	0	0	.316
3/21	vs. BEL	*	5	1	1	0	0	0	0	0	0	0	0	0	.310
<b>Totals</b>			<b>21</b>	<b>84</b>	<b>21</b>	<b>26</b>	<b>19</b>	<b>5</b>	<b>1</b>	<b>0</b>	<b>16</b>	<b>16</b>	<b>7</b>	<b>1</b>	<b>.310</b>

**33 ★ Erik Kaiser ★ Freshman**

RHP ★ Waterloo HS ★ Waterloo, Ill.

**PITCHING CAREER HIGHS**

Innings Pitched: \_\_\_\_\_ 1.0, 2x, last at Long Beach State (3/7/18)  
 Strikeouts: \_\_\_\_\_ 2, vs. Austin Peay (2/27/18)  
 Hits Allowed: \_\_\_\_\_ 1, vs. Austin Peay (2/27/18)  
 Walks Allowed: \_\_\_\_\_  
 Runs Allowed: \_\_\_\_\_

**GAME-BY-GAME STATS**

DATE	OPP.	GS	IP	H	R	ER	BB	SO	WP	HBP	W-L	SV	ERA
2/27	APSU		1.0	1	0	0	0	2	0	0	0-0	0	0.00
3/07	at LBSU		1.0	0	0	0	0	1	0	0	0-0	0	0.00
<b>Totals</b>			<b>0</b>	<b>2.0</b>	<b>1</b>	<b>0</b>	<b>0</b>	<b>3</b>	<b>0</b>	<b>0</b>	<b>0-0</b>	<b>0</b>	<b>0.00</b>

**34 ★ Zach King ★ Sophomore**

LHP ★ Spring Hill HS ★ Spring Hill, Tenn.

**PITCHING CAREER HIGHS**

Innings Pitched: \_\_\_\_\_ 5.1, vs. Missouri (5/7/17)  
 Strikeouts: \_\_\_\_\_ 5, 3x, last vs. UMass-Lowell (2/24/18)  
 Hits Allowed: \_\_\_\_\_ 7, vs. UMass-Lowell (2/24/18)  
 Walks Allowed: \_\_\_\_\_ 3, vs. South Carolina (5/23/17)  
 Runs Allowed: \_\_\_\_\_ 3, 2x, at Long Beach State (3/7/18)

**GAME-BY-GAME STATS**

DATE	OPP.	GS	IP	H	R	ER	BB	SO	WP	HBP	W-L	SV	ERA	
2/17	DUKE	*	4.0	4	2	2	0	4	0	1	0-0	0	4.50	
2/24	UML	*	4.2	7	1	1	0	5	0	0	0-0	0	3.12	
3/03	vs. ULL		2.2	3	1	1	1	3	0	1	0-0	0	3.18	
3/07	at LBSU		1.1	2	3	3	1	0	1	0	0-1	0	4.97	
3/11	vs. TCU		1.0	1	0	0	0	0	0	1	0-1	0	4.61	
3/16	at MSST		3.0	2	0	0	2	3	0	0	0-1	1	3.78	
<b>Totals</b>			<b>2</b>	<b>16.2</b>	<b>19</b>	<b>7</b>	<b>7</b>	<b>4</b>	<b>15</b>	<b>1</b>	<b>3</b>	<b>0-1</b>	<b>1</b>	<b>3.78</b>

**16 ★ Austin Martin ★ Freshman**

IF ★ Trinity Christian Academy HS ★ Jacksonville, Fla.

**HITTING CAREER HIGHS**

Hits: \_\_\_\_\_ 4, vs. Presbyterian (2/20/18)  
 Runs: \_\_\_\_\_ 2, 8x, last vs. Belmont (3/21/18)  
 RBI: \_\_\_\_\_ 1, 6x, last at Mississippi State (3/17/18)  
 Walks: \_\_\_\_\_ 2, 4x, last vs. Belmont (3/21/18)  
 HRs: \_\_\_\_\_ 1, vs. Duke (2/18/18)  
 Strikeouts: \_\_\_\_\_ 4, vs. Indiana State (2/28/18)  
 Stolen Bases: \_\_\_\_\_ 3, vs. Presbyterian (2/21/18)

**GAME-BY-GAME STATS**

DATE	OPP.	GS	AB	R	H	RBI	2B	3B	HR	BB	K	SB	CS	E	Avg.
2/17	DUKE		2	0	0	0	0	0	0	0	1	0	0	0	.000
2/18	DUKE	*	3	2	1	1	0	0	1	1	1	0	0	0	.200
2/20	PRESBY	*	5	1	4	0	1	0	0	0	0	0	1	0	.500
2/21	PRESBY	*	2	2	1	0	0	0	0	2	0	3	0	0	.500
2/23	UML	*	2	2	2	1	0	0	0	2	0	0	0	0	.571
2/24	UML	*	4	2	3	1	1	0	0	0	0	2	0	0	.611
2/25	UML	*	4	0	2	1	0	0	0	1	0	1	0	0	.591
2/27	APSU	*	3	2	2	0	0	0	0	2	1	0	1	0	.600
2/28	ISU	*	4	0	0	0	0	0	0	0	4	0	0	0	.517
3/02	vs. SHSU	*	5	0	1	1	1	0	0	0	1	0	0	0	.471
3/03	vs. ULL	*	4	0	1	0	0	0	0	0	0	0	0	0	.447
3/04	Houston	*	4	1	0	0	0	0	0	0	0	0	0	0	.405
3/11	vs. TCU	*	5	2	2	0	1	0	0	0	1	1	0	0	.404
3/14	EKU	*	3	1	1	0	0	0	0	1	1	0	0	0	.400
3/16	at MSST	*	2	0	1	0	0	0	0	1	0	0	0	0	.404
3/17	at MSST	*	5	2	3	1	1	0	0	0	1	1	1	0	.421
3/18	at MSST	*	4	1	2	0	1	0	0	0	1	1	0	0	.426
3/21	vs. BEL	*	2	2	1	0	0	0	0	2	0	1	0	0	.429
<b>Totals</b>			<b>17</b>	<b>63</b>	<b>20</b>	<b>27</b>	<b>6</b>	<b>6</b>	<b>0</b>	<b>1</b>	<b>12</b>	<b>12</b>	<b>10</b>	<b>3</b>	<b>.429</b>

10 ★ Ethan Paul ★ Junior

IF ★ International School ★ Bellevue, Wash.

HITTING CAREER HIGHS

Hits: \_\_\_\_\_ 4, 2x, last vs. UMass-Lowell (2/24/18)  
 Runs: \_\_\_\_\_ 3, 6x, last vs. Austin Peay (2/27/18)  
 RBI: \_\_\_\_\_ 7, vs. UMass-Lowell (2/24/18)  
 Walks: \_\_\_\_\_ 3, vs. Xavier (3/13/16)  
 HRs: \_\_\_\_\_ 2, vs. CSUN (3/5/17)  
 Strikeouts: \_\_\_\_\_ 3, at LSU (4/8/16)  
 Stolen Bases: \_\_\_\_\_ 2, 2x, last at Clemson (6/5/17)

GAME-BY-GAME STATS

DATE	OPP.	GS	AB	R	H	RBI	2B	3B	HR	BB	K	SB	CS	E	Avg.
2/16	DUKE	*	4	2	2	3	0	0	0	0	0	0	0	0	.500
2/17	DUKE	*	3	0	0	0	0	0	0	1	0	0	0	0	.286
2/18	DUKE	*	4	2	1	2	0	0	0	1	1	0	0	0	.273
2/20	PRESBY	*	4	2	1	1	0	0	1	0	0	0	0	0	.267
2/21	PRESBY	*	2	2	0	0	0	0	0	2	0	1	0	0	.235
2/23	UML	*	4	1	2	3	2	0	0	0	0	0	0	0	.286
2/24	UML	*	6	2	4	7	1	0	1	0	1	0	0	0	.370
2/25	UML	*	5	1	1	0	0	0	0	0	1	1	0	0	.344
2/27	APSU	*	6	3	3	4	0	0	1	0	1	1	0	1	.368
2/28	ISU	*	3	1	1	0	1	0	0	1	2	0	0	0	.366
3/02	vs. SHSU	*	5	0	1	1	1	0	0	0	2	0	0	0	.348
3/03	vs. ULL	*	3	0	1	0	0	0	0	1	0	0	0	0	.347
3/04	vs. UH	*	4	1	1	1	1	0	0	1	1	0	0	0	.340
3/07	at LBSU	*	4	0	0	0	0	0	0	0	2	0	0	0	.316
3/09	at UCLA	*	4	1	1	3	0	0	1	1	1	0	0	0	.311
3/11	vs. TCU	*	4	0	0	0	0	0	0	0	1	0	0	0	.292
3/14	EKU	*	4	1	1	0	0	0	0	0	2	0	0	0	.290
3/16	at MSST	*	4	0	0	0	0	0	0	0	1	0	0	0	.274
3/17	at MSST	*	4	1	2	1	1	0	0	1	1	0	0	1	.286
3/18	at MSST	*	3	1	0	0	0	0	0	2	0	1	0	0	.275
3/21	vs. BEL	*	5	0	1	1	0	0	0	0	1	1	0	1	.271
<b>Totals</b>		<b>21</b>	<b>85</b>	<b>21</b>	<b>23</b>	<b>27</b>	<b>7</b>	<b>0</b>	<b>4</b>	<b>11</b>	<b>18</b>	<b>5</b>	<b>0</b>	<b>3</b>	<b>.271</b>

34 ★ Patrick Raby ★ Junior

RHP ★ Farragut HS ★ Knoxville, Tenn.

PITCHING CAREER HIGHS

Innings Pitched: \_\_\_\_\_ 9.0, vs. Georgia (4/21/17)  
 Strikeouts: \_\_\_\_\_ 11, 2x, last vs. St. Mary's (3/12/17)  
 Hits Allowed: \_\_\_\_\_ 9, at Kentucky (3/31/17)  
 Walks Allowed: \_\_\_\_\_ 5, vs. Alabama (5/18/17)  
 Runs Allowed: \_\_\_\_\_ 7, at Kentucky (3/31/17)

GAME-BY-GAME STATS

DATE	OPP.	GS	IP	H	R	ER	BB	SO	WP	HBP	W-L	SV	ERA
2/17	DUKE		2.0	3	1	1	1	4	0	1	0-1	0	4.50
2/23	UML		3.0	2	0	0	0	3	0	1	0-1	0	1.80
3/03	vs. ULL	*	3.2	4	2	2	3	2	0	1	0-2	0	3.12
3/11	vs. TCU		5.0	3	1	0	3	8	1	0	1-2	0	1.98
3/17	at MSST	*	5.0	5	0	0	2	5	0	0	2-2	0	1.45
<b>Totals</b>		<b>2</b>	<b>18.2</b>	<b>17</b>	<b>4</b>	<b>3</b>	<b>9</b>	<b>22</b>	<b>1</b>	<b>3</b>	<b>2-2</b>	<b>0</b>	<b>1.45</b>

2 ★ Harrison Ray ★ Sophomore

IF ★ Lake Brantley HS ★ Longwood, Fla.

HITTING CAREER HIGHS

Hits: \_\_\_\_\_ 2, 3x, last vs. Eastern Kentucky (3/14/18)  
 Runs: \_\_\_\_\_ 2, vs. Missouri (5/7/17)  
 RBI: \_\_\_\_\_ 2, 3x, last vs. Alabama (5/18/17)  
 Walks: \_\_\_\_\_ 2, at Kentucky (4/2/17)  
 HRs: \_\_\_\_\_ 1, vs. Southeastern La. (2/28/17)  
 Strikeouts: \_\_\_\_\_ 2, 5x, last at Clemson (6/3/17)  
 Stolen Bases: \_\_\_\_\_ 1, 2x, last vs. Missouri (5/7/17)

GAME-BY-GAME STATS

DATE	OPP.	GS	AB	R	H	RBI	2B	3B	HR	BB	K	SB	CS	E	Avg.
2/17	DUKE		0	0	0	0	0	0	0	0	0	0	0	0	.000
2/18	DUKE		0	0	0	0	0	0	0	0	0	0	0	0	.000
2/20	PRESBY	*	2	0	0	0	0	0	0	0	0	0	0	0	.000
2/21	PRESBY		1	1	1	1	0	1	0	1	0	0	0	0	.333
2/23	UML		1	1	0	0	0	0	0	1	0	0	0	0	.250
2/24	UML		1	0	0	0	0	0	0	0	0	0	0	0	.200
2/25	UML		0	0	0	0	0	0	0	0	0	0	0	0	.200
2/27	APSU		1	1	1	1	1	0	0	0	0	0	0	0	.333
2/28	ISU		0	0	0	0	0	0	0	0	0	0	0	0	.333
3/02	vs. SHSU		0	0	0	0	0	0	0	0	0	0	0	0	.333
3/14	EKU		3	0	2	1	0	0	0	0	0	0	0	0	.444
3/17	at MSST		0	1	0	0	0	0	0	1	0	0	0	0	.444
3/18	at MSST		0	0	0	0	0	0	0	0	0	0	0	0	.444
3/21	vs. BEL	*	2	0	0	0	0	0	0	0	1	0	0	0	.364
<b>Totals</b>		<b>2</b>	<b>11</b>	<b>4</b>	<b>4</b>	<b>3</b>	<b>1</b>	<b>1</b>	<b>0</b>	<b>3</b>	<b>1</b>	<b>0</b>	<b>0</b>	<b>0</b>	<b>.364</b>

45 ★ Reid Schaller ★ Redshirt Freshman

RHP ★ Lebanon Senior HS ★ Lebanon, Ind.

PITCHING CAREER HIGHS

Innings Pitched: \_\_\_\_\_ 2.0, 2x, last vs. Presbyterian (2/20/18)  
 Strikeouts: \_\_\_\_\_ 3, vs. Indiana State (2/28/18)  
 Hits Allowed: \_\_\_\_\_ 2, 3x, last vs. Belmont (3/21/18)  
 Walks Allowed: \_\_\_\_\_  
 Runs Allowed: \_\_\_\_\_ 1, 3x, last vs. Belmont (3/21/18)

GAME-BY-GAME STATS

DATE	OPP.	GS	IP	H	R	ER	BB	SO	WP	HBP	W-L	SV	ERA
2/20	PRESBY		2.0	2	1	1	0	2	0	0	0-0	0	4.50
2/28	ISU		2.0	1	1	1	0	3	0	0	0-0	0	4.50
3/04	vs. UH		1.0	1	0	0	0	2	0	0	0-0	0	3.60
3/07	at LBSU		0.1	2	0	0	0	0	1	0	0-0	0	3.38
3/11	vs. TCU		1.0	1	0	0	0	1	0	0	0-0	1	2.84
3/21	vs. BEL		1.0	2	1	1	0	1	0	0	0-0	1	3.68
<b>Totals</b>		<b>0</b>	<b>7.1</b>	<b>9</b>	<b>3</b>	<b>3</b>	<b>0</b>	<b>9</b>	<b>1</b>	<b>0</b>	<b>0-0</b>	<b>1</b>	<b>3.68</b>

19 ★ Stephen Scott ★ Junior

OF/C ★ Cardinal Gibbons HS ★ Cary, N.C.

HITTING CAREER HIGHS

Hits: \_\_\_\_\_ 3, vs. Duke (2/17/18)  
 Runs: \_\_\_\_\_ 3, 3x, last vs. Duke (2/17/18)  
 RBI: \_\_\_\_\_ 4, vs. UMass-Lowell (2/25/18)  
 Walks: \_\_\_\_\_ 2, 8x, last vs. Houston (3/4/18)  
 HRs: \_\_\_\_\_ 1, 5x, last vs. UMass-Lowell (2/25/18)  
 Strikeouts: \_\_\_\_\_ 3, vs. UMass-Lowell (2/23/18)  
 Stolen Bases: \_\_\_\_\_ 1, 4x, last vs. Presbyterian (2/20/18)

GAME-BY-GAME STATS

DATE	OPP.	GS	AB	R	H	RBI	2B	3B	HR	BB	K	SB	CS	E	Avg.
2/16	DUKE	*	4	2	2	1	0	0	0	0	1	0	0	0	.500
2/17	DUKE		4	3	3	1	2	0	1	0	0	0	0	0	.625
2/18	DUKE	*	4	0	1	1	0	0	0	1	0	0	0	0	.500
2/20	PRESBY	*	3	0	1	1	1	0	0	1	0	1	0	0	.467
2/23	UML	*	4	0	1	0	0	0	0	0	3	0	0	0	.421
2/25	UML	*	4	2	2	4	0	0	1	0	0	0	0	0	.435
2/27	APSU	*	3	1	1	0	1	0	0	1	1	0	0	0	.423
2/28	ISU		2	2	0	0	0	0	0	2	1	0	0	0	.393
3/02	vs. SHSU	*	3	1	1	1	0	0	0	1	1	0	0	0	.387
3/03	vs. ULL		0	0	0	0	0	0	0	1	0	0	0	0	.387
3/04	vs. UH	*	2	1	0	1	0	0	0	2	0	0	0	0	.364
3/07	at LBSU	*	4	0	0	0	0	0	0	0	2	0	0	0	.324
3/11	vs. TCU	*	4	0	0	0	0	0	0	0	2	0	0	0	.293
3/17	at MSST		1	0	0	0	0	0	0	0	0	0	0	0	.286
3/18	at MSST	*	4	1	0	0	0	0	0	1	1	0	0	0	.261
<b>Totals</b>			<b>11</b>	<b>46</b>	<b>13</b>	<b>12</b>	<b>10</b>	<b>4</b>	<b>0</b>	<b>2</b>	<b>10</b>	<b>12</b>	<b>1</b>	<b>0</b>	<b>.261</b>

43 ★ Tyler Solomon ★ Freshman

IF ★ Battlefield HS ★ Haymarket, Va.

HITTING CAREER HIGHS

Hits: \_\_\_\_\_  
 Runs: \_\_\_\_\_ 1, 2x, last vs. Austin Peay (2/27/18)  
 RBI: \_\_\_\_\_  
 Walks: \_\_\_\_\_ 1, 2x, last vs. Austin Peay (2/27/18)  
 HRs: \_\_\_\_\_  
 Strikeouts: \_\_\_\_\_ 1, 2x, last vs. Presbyterian (2/21/18)  
 Stolen Bases: \_\_\_\_\_

GAME-BY-GAME STATS

DATE	OPP.	GS	AB	R	H	RBI	2B	3B	HR	BB	K	SB	CS	E	Avg.
2/18	DUKE		1	0	0	0	0	0	0	0	1	0	0	0	.000
2/21	PRESBY		2	0	0	0	0	0	0	0	1	0	0	0	.000
2/23	UML		0	1	0	0	0	0	0	1	0	0	0	0	.000
2/24	UML		0	0	0	0	0	0	0	0	0	0	0	0	.000
2/27	APSU		0	1	0	0	0	0	0	1	0	0	0	0	.000
<b>Totals</b>			<b>0</b>	<b>3</b>	<b>2</b>	<b>0</b>	<b>0</b>	<b>0</b>	<b>0</b>	<b>2</b>	<b>2</b>	<b>0</b>	<b>0</b>	<b>0</b>	<b>.000</b>

11 ★ Paxton Stover ★ Senior

LHP ★ Dyersburg State CC ★ Ridgely, Tenn.

PITCHING CAREER HIGHS

Innings Pitched: \_\_\_\_\_ 3.0, at Kentucky (3/31/17)  
 Strikeouts: \_\_\_\_\_ 3, 4x, last vs. Belmont (3/22/17)  
 Hits Allowed: \_\_\_\_\_ 4, vs. Texas A&M (3/26/17)  
 Walks Allowed: \_\_\_\_\_ 4, 2x, last vs. Middle Tennessee (5/16/17)  
 Runs Allowed: \_\_\_\_\_ 3, 2x, last vs. Middle Tennessee (5/16/17)

GAME-BY-GAME STATS

DATE	OPP.	GS	IP	H	R	ER	BB	SO	WP	HBP	W-L	SV	ERA
2/21	PRESBY		1.0	0	0	0	0	2	0	0	0-0	0	0.00
3/14	EKU		1.0	0	0	0	0	1	0	0	0-0	0	0.00
3/17	at MSST		1.0	0	0	0	0	2	0	1	0-0	0	0.00
3/19	vs. BEL		1.0	1	0	0	0	2	0	0	0-0	0	0.00
<b>Totals</b>			<b>0</b>	<b>4.0</b>	<b>1</b>	<b>0</b>	<b>0</b>	<b>7</b>	<b>0</b>	<b>1</b>	<b>0-0</b>	<b>0</b>	<b>0.00</b>

31 ★ Justin Willis ★ Freshman

RHP ★ Memorial HS ★ West New York, N.J.

PITCHING CAREER HIGHS

Innings Pitched: \_\_\_\_\_ 1.1, vs. Presbyterian (2/21/18)  
 Strikeouts: \_\_\_\_\_ 2, 2x, last at Mississippi State (3/17/18)  
 Hits Allowed: \_\_\_\_\_ 2, vs. Presbyterian (2/21/18)  
 Walks Allowed: \_\_\_\_\_ 1, 2x, last vs. Belmont (3/21/18)  
 Runs Allowed: \_\_\_\_\_ 3, vs. Belmont (3/21/18)

GAME-BY-GAME STATS

DATE	OPP.	GS	IP	H	R	ER	BB	SO	WP	HBP	W-L	SV	ERA
2/21	PRESBY		1.1	2	0	0	1	0	1	0	0-0	0	0.00
3/03	vs. ULL		0.2	0	0	0	0	2	0	0	0-0	0	0.00
3/14	EKU		1.0	0	0	0	0	1	0	0	0-0	0	0.00
3/17	at MSST		0.2	0	0	0	0	2	0	1	0-0	0	0.00
3/21	vs. BEL		0.0	1	3	3	1	0	0	1	0-0	0	7.36
<b>Totals</b>			<b>0</b>	<b>3.2</b>	<b>3</b>	<b>3</b>	<b>3</b>	<b>5</b>	<b>1</b>	<b>2</b>	<b>0-0</b>	<b>0</b>	<b>7.36</b>

6 ★ Justin Wilson ★ Redshirt Sophomore

RHP ★ Vol State CC ★ Murfreesboro, Tenn.

PITCHING CAREER HIGHS

Innings Pitched: \_\_\_\_\_ 1.0, 4x, last vs. Eastern Kentucky (3/14/18)  
 Strikeouts: \_\_\_\_\_ 3, vs. UMass-Lowell (2/24/18)  
 Hits Allowed: \_\_\_\_\_ 1, 2x, last vs. Eastern Kentucky (3/14/18)  
 Walks Allowed: \_\_\_\_\_ 2, at Long Beach State (3/7/18)  
 Runs Allowed: \_\_\_\_\_ 1, 2x, last vs. Eastern Kentucky (3/14/18)

GAME-BY-GAME STATS

DATE	OPP.	GS	IP	H	R	ER	BB	SO	WP	HBP	W-L	SV	ERA
2/21	PRESBY		1.0	0	0	0	0	2	0	0	0-0	0	0.00
2/24	UML		1.0	1	0	0	0	3	1	1	0-0	0	0.00
3/03	vs. ULL		1.0	0	0	0	0	1	0	0	0-0	0	0.00
3/07	at LBSU		0.1	0	1	1	2	0	0	0	0-0	0	2.70
3/14	EKU		1.0	1	1	1	1	1	0	1	0-0	0	4.15
<b>Totals</b>			<b>0</b>	<b>4.1</b>	<b>2</b>	<b>2</b>	<b>3</b>	<b>7</b>	<b>1</b>	<b>2</b>	<b>0-0</b>	<b>0</b>	<b>4.15</b>

**TEAM GAME HIGHS****BATTING**

At bats:.....	42	vs Austin Peay (Feb 27, 2018)
Runs scored:.....	19	vs Austin Peay (Feb 27, 2018)
Hits:.....	19	vs Austin Peay (Feb 27, 2018)
RBI's:.....	17	vs Austin Peay (Feb 27, 2018)
Doubles:.....	5	vs UMass-Lowell (Feb 23, 2018)
Triples:.....	1	(4 games)
Home runs:.....	3	vs UMass-Lowell (Feb 24, 2018)
.....	3	vs Austin Peay (Feb 27, 2018)
Total bases:.....	32	vs Austin Peay (Feb 27, 2018)
Walks:.....	14	vs UMass-Lowell (Feb 23, 2018)
Strikeouts:.....	13	vs UMass-Lowell (Feb 23, 2018)
.....	13	at Mississippi State (Mar 17, 2018)
Sac hits:.....	3	at Mississippi State (Mar 16, 2018)
Sac flies:.....	1	(4 games)
Stolen bases:.....	7	vs UMass-Lowell (Feb 25, 2018)
Hit by pitch:.....	4	vs TCU (Mar 11, 2018)
Caught stealing:.....	2	at Long Beach State (Mar 07, 2018)
.....	2	at Mississippi State (Mar 17, 2018)
Runners LOB:.....	14	vs UMass-Lowell (Feb 23, 2018)
Hit into DP:.....	2	(4 games)

**FIELDING**

Putouts:.....	28	vs Sam Houston State (Mar 02, 2018)
Assists:.....	12	vs UMass-Lowell (Feb 25, 2018)
.....	12	at Long Beach State (Mar 07, 2018)
Errors:.....	3	at Mississippi State (Mar 17, 2018)
Passed balls:.....	1	vs TCU (Mar 11, 2018)
DPs turned:.....	2	(4 games)

**PITCHING**

Innings pitched:.....	9.1	vs Sam Houston State (Mar 02, 2018)
Runs allowed:.....	8	vs Belmont (Mar 21, 2018)
Earned runs:.....	7	vs Sam Houston State (Mar 02, 2018)
.....	7	vs Belmont (Mar 21, 2018)
Walks allowed:.....	8	vs Austin Peay (Feb 27, 2018)
Strikeouts:.....	14	at Mississippi State (Mar 17, 2018)
Hits allowed:.....	12	vs Houston (Mar 04, 2018)
Doubles allowed:.....	5	vs Houston (Mar 04, 2018)
Triples allowed:.....	1	vs TCU (Mar 11, 2018)
Homers allowed:.....	4	vs Sam Houston State (Mar 02, 2018)
Wild pitches:.....	3	vs Austin Peay (Feb 27, 2018)
Hit batters:.....	4	vs Duke (Feb 16, 2018)

**INDIVIDUAL GAME HIGHS****BATTING**

At bats:.....	6	Connor Kaiser vs Presbyterian (Feb 21, 2018)
.....	6	Ethan Paul vs UMass-Lowell (Feb 24, 2018)
.....	6	Ethan Paul vs Austin Peay (Feb 27, 2018)
Runs scored:.....	3	(5 games)
Hits:.....	4	(4 games)
RBI's:.....	7	Ethan Paul vs UMass-Lowell (Feb 24, 2018)
Doubles:.....	2	(4 games)
Triples:.....	1	(4 games)
Home runs:.....	2	J. Gonzalez vs UMass-Lowell (Feb 24, 2018)
Total bases:.....	11	J. Gonzalez vs UMass-Lowell (Feb 24, 2018)
Walks:.....	4	Philip Clarke vs UMass-Lowell (Feb 23, 2018)
Strikeouts:.....	4	Julian Infante vs UMass-Lowell (Feb 23, 2018)
.....	4	Austin Martin vs Indiana State (Feb 28, 2018)
Sac hits:.....	2	A. Martin at Mississippi State (Mar 16, 2018)
Sac flies:.....	1	(4 games)
Stolen bases:.....	3	Austin Martin vs Presbyterian (Feb 21, 2018)
Hit by pitch:.....	2	Austin Martin vs UMass-Lowell (Feb 24, 2018)
Caught stealing:.....	1	(7 games)
Runners LOB:.....	7	Julian Infante vs UMass-Lowell (Feb 23, 2018)

**FIELDING**

Putouts:.....	13	Philip Clarke vs Duke (Feb 17, 2018)
.....	13	Stephen Scott vs Duke (Feb 18, 2018)
Assists:.....	5	(4 games)
Errors:.....	1	(12 games)
Passed balls:.....	1	Stephen Scott vs TCU (Mar 11, 2018)

**PITCHING**

Innings pitched:.....	7.0	Drake Fellows at UCLA (Mar 09, 2018)
Runs allowed:.....	5	Maddux Conger vs Austin Peay (Feb 27, 2018)
Earned runs:.....	4	Jake Eder vs Indiana State (Feb 28, 2018)
Walks allowed:.....	5	Maddux Conger vs Austin Peay (Feb 27, 2018)
.....	5	D. Fellows at Mississippi State (Mar 16, 2018)
Strikeouts:.....	9	Drake Fellows at UCLA (Mar 09, 2018)
Hits allowed:.....	7	Zach King vs UMass-Lowell (Feb 24, 2018)
Doubles allowed:.....	3	Mason Hickman vs Houston (Mar 04, 2018)
Triples allowed:.....	1	Patrick Raby vs TCU (Mar 11, 2018)
Homers allowed:.....	2	Jake Eder vs Indiana State (Feb 28, 2018)
.....	2	J. Gillis vs Sam Houston State (Mar 02, 2018)
Wild pitches:.....	3	Maddux Conger vs Austin Peay (Feb 27, 2018)
Hit batters:.....	2	Drake Fellows vs Duke (Feb 16, 2018)
.....	2	Jackson Gillis vs Duke (Feb 16, 2018)

## 2018 SEASON RESULTS

Record: 15-6 Home: 9-2 Away: 4-1 Neutral: 2-3 SEC: 3-0

DATE	OPPONENT		SCORE	R-H-E	R-H-E	INNS	OVERALL	SEC	PITCHER OF RECORD	ATTEND	TIME
Feb 16, 2018	#25 DUKE	W	9-1	9-15-1	1-3-0	9	1-0-0	0-0-0	Gillis (W 1-0)	2587	3:32
Feb 17, 2018	#25 DUKE		4-5	L 4-9-0	5-9-3	9	1-1-0	0-0-0	Raby (L 0-1)	2533	3:07
Feb 18, 2018	#25 DUKE	W	9-1	9-13-0	1-6-1	9	2-1-0	0-0-0	Hickman (W 1-0)	3076	3:06
Feb 20, 2018	PRESBYTERIAN	W	7-1	7-12-0	1-5-1	9	3-1-0	0-0-0	Conger (W 1-0)	2531	2:52
Feb 21, 2018	PRESBYTERIAN	W	15-2	15-11-1	2-6-4	9	4-1-0	0-0-0	Eder (W 1-0)	2420	3:21
Feb 23, 2018	UMASS-LOWELL	W	15-0	15-13-0	0-4-1	9	5-1-0	0-0-0	Fellows (W 1-0)	2599	3:37
Feb 24, 2018	UMASS-LOWELL	W	15-2	15-16-0	2-11-1	9	6-1-0	0-0-0	Gillis (W 2-0)	2579	3:14
Feb 25, 2018	UMASS-LOWELL	W	9-2	9-11-0	2-4-1	9	7-1-0	0-0-0	T. Brown (W 1-0)	2561	3:02
Feb 27, 2018	AUSTIN PEAY	W	19-6	19-19-2	6-6-1	9	8-1-0	0-0-0	Hickman (W 2-0)	2540	2:37
Feb 28, 2018	INDIANA STATE	W	8-5	5-5-5	8-9-8	9	9-1-0	0-0-0	A. Brown (W 1-0)	2427	2:50
Mar 02, 2018	Sam Houston State		6-7	L 6-9-0	7-9-1	(10)	9-2-0	0-0-0	T. Brown (L 1-1)	4972	3:17
Mar 03, 2018	Louisiana		0-3	L 0-5-0	3-7-0	9	9-3-0	0-0-0	Raby (L 0-2)	6796	2:53
Mar 04, 2018	vs. #24 Houston	W	9-4	9-7-0	4-12-2	9	10-3-0	0-0-0	Hickman (W 3-0)	5414	3:28
Mar 07, 2018	at Long Beach State		3-4	L 3-9-1	4-4-1	9	10-4-0	0-0-0	King (L 0-1)	1712	3:30
Mar 09, 2018	at #11 UCLA	W	6-3	6-4-0	3-9-2	9	11-4-0	0-0-0	Fellows (W 2-0)	1215	3:17
Mar 11, 2018	vs. #8 TCU	W	7-4	7-9-0	4-9-0	9	12-4-0	0-0-0	Raby (W 1-2)	1109	3:26
Mar 14, 2018	EASTERN KY.		5-6	L 5-10-1	6-7-1	9	12-5-0	0-0-0	Eder (L 1-1)	2668	3:45
Mar 16, 2018	at #19 Mississippi State*	W	5-0	5-10-0	0-5-3	9	13-5-0	1-0-0	Fellows (W 3-0)	4860	3:01
Mar 17, 2018	at #19 Mississippi State*	W	10-1	10-16-4	1-7-2	9	14-5-0	2-0-0	Raby (W 2-2)	6218	3:53
Mar 18, 2018	at #19 Mississippi State*	W	4-3	4-6-0	3-6-3	9	15-5-0	3-0-0	Hickman (W 4-0)	4569	3:24
Mar 21, 2018	vs. Belmont		5-8	L 5-8-2	8-8-3	9	15-6-0	3-0-0	Eder (L 1-2)	--	3:47

\* = Conference game

() extra inning game

## GAME-BY-GAME OFFENSIVE STATISTICS

DATE	OPPONENT	AB	R	H	RBI	2B	3B	HR	TB	BB	IBB	SB	CS	HBP	SAC	SF	GDP	K	PO	A	E	LOB	AVG.
Feb 16	#25 DUKE	37	9	15	8	2	0	0	17	3	0	2	0	1	0	1	1	3	27	11	1	9	.405
Feb 17	#25 DUKE	36	4	9	3	3	0	1	15	2	0	1	0	1	0	0	0	11	27	7	0	8	.329
Feb 18	#25 DUKE	36	9	13	8	1	0	1	17	5	0	2	0	1	1	0	1	6	27	8	0	10	.339
Feb 20	PRESBYTERIAN	34	7	12	6	4	0	1	19	4	0	2	1	1	0	0	1	5	27	11	0	8	.343
Feb 21	PRESBYTERIAN	39	15	11	10	3	1	1	19	10	0	6	0	1	0	0	0	4	27	9	1	11	.330
Feb 23	UMASS-LOWELL	36	15	13	14	5	0	1	21	14	0	1	0	2	0	1	0	13	27	11	0	14	.335
Feb 24	UMASS-LOWELL	39	15	16	14	3	0	3	28	6	0	4	0	3	1	0	0	12	27	6	0	10	.346
Feb 25	UMASS-LOWELL	33	9	11	8	0	1	1	16	9	0	7	0	0	0	0	2	4	27	12	0	9	.345
Feb 27	AUSTIN PEAY	42	19	19	17	4	0	3	32	9	0	5	1	1	0	0	0	9	27	11	2	9	.358
Feb 28	INDIANA STATE	32	8	9	8	4	0	2	19	3	0	0	0	0	0	1	0	11	27	6	1	4	.352
Mar 02	vs. Sam Houston St.	36	6	9	6	3	0	0	12	3	0	0	0	0	0	0	2	12	28	7	0	3	.343
Mar 03	vs. Louisiana	32	0	5	0	0	0	0	5	4	0	0	0	0	0	0	0	7	24	10	0	9	.329
Mar 04	vs #24 Houston	31	9	7	8	2	0	1	12	10	0	2	0	3	0	0	1	8	27	5	0	11	.322
Mar 07	at Long Beach State	31	3	9	3	0	0	1	12	4	0	0	2	0	0	0	1	10	24	12	1	5	.320
Mar 09	at #11 UCLA	29	6	4	6	1	0	1	8	9	0	0	0	0	2	1	1	4	27	7	0	8	.310
Mar 11	vs. #8 TCU	36	7	9	5	1	0	0	10	3	1	2	0	4	0	0	0	12	27	9	0	9	.306
Mar 14	EASTERN KY.	37	5	10	5	0	1	0	12	5	0	0	0	3	0	0	1	9	27	7	1	13	.304
Mar 16	at #19 Mississippi St.	34	5	10	2	3	1	0	15	2	0	0	0	1	3	0	1	10	27	8	0	8	.303
Mar 17	at #19 Mississippi St.	39	10	16	8	3	0	0	19	4	0	2	2	0	1	0	2	13	27	9	3	7	.309
Mar 18	at #19 Mississippi St.	35	4	6	2	2	0	0	8	7	2	2	0	2	0	0	1	11	27	8	0	13	.303
Mar 21	vs Belmont	37	5	8	2	0	0	0	8	6	0	2	1	1	0	0	0	12	27	11	2	12	.298
<b>Totals</b>		<b>741</b>	<b>170</b>	<b>221</b>	<b>143</b>	<b>44</b>	<b>4</b>	<b>17</b>	<b>324</b>	<b>122</b>	<b>3</b>	<b>40</b>	<b>7</b>	<b>25</b>	<b>8</b>	<b>4</b>	<b>15</b>	<b>186</b>	<b>562</b>	<b>185</b>	<b>12</b>	<b>190</b>	<b>.298</b>

## GAME-BY-GAME PITCHING STATISTICS

Date	Opponent	IP	H	R	ER	BB	SO	2B	3B	HR	WP	BK	HBP	DP	IBB	Score	W	L	SV	ERA
Feb 16	#25 DUKE	9.0	3	1	1	5	9	1	0	0	0	1	4	1	0	9-1	1	0	0	1.00
Feb 17	#25 DUKE	9.0	9	5	5	1	13	2	0	1	0	0	2	1	0	4-5	1	1	0	3.00
Feb 18	#25 DUKE	9.0	6	1	1	4	13	1	0	0	1	1	1	2	0	9-1	2	1	0	2.33
Feb 20	PRESBYTERIAN	9.0	5	1	1	2	7	1	0	0	0	0	1	1	0	7-1	3	1	0	2.00
Feb 21	PRESBYTERIAN	9.0	6	2	1	1	9	1	0	0	1	0	1	2	0	15-2	4	1	0	1.80
Feb 23	UMASS-LOWELL	9.0	4	0	0	2	11	0	0	0	0	0	1	1	0	15-0	5	1	0	1.50
Feb 24	UMASS-LOWELL	9.0	11	2	2	1	13	2	0	0	2	0	1	2	0	15-2	6	1	0	1.57
Feb 25	UMASS-LOWELL	9.0	4	2	2	1	12	0	0	0	0	0	1	0	0	9-2	7	1	0	1.62
Feb 27	AUSTIN PEAY	9.0	6	6	2	8	7	3	0	1	3	0	0	0	0	19-6	8	1	0	1.67
Feb 28	INDIANA STATE	9.0	5	5	5	2	9	0	0	3	0	0	1	0	0	8-5	9	1	0	2.00
Mar 02	vs. Sam Houston St.	9.1	9	7	7	3	12	0	0	4	0	0	1	0	0	6-7	9	2	0	2.45
Mar 03	vs. Louisiana	8.0	7	3	3	4	8	3	0	1	0	0	3	1	0	0-3	9	3	0	2.52
Mar 04	vs #24 Houston	9.0	12	4	4	0	9	5	0	1	2	0	0	0	0	9-4	10	3	0	2.63
Mar 07	at Long Beach State	8.0	4	4	4	7	8	0	0	0	2	0	0	0	0	3-4	10	4	0	2.75
Mar 09	at #11 UCLA	9.0	9	3	3	2	13	2	0	1	0	0	0	0	0	6-3	11	4	1	2.77
Mar 11	vs. #8 TCU	9.0	9	4	3	6	11	0	1	1	1	0	2	1	0	7-4	12	4	2	2.78
Mar 14	EASTERN KY.	9.0	7	6	5	6	12	2	0	0	1	0	1	0	0	5-6	12	5	2	2.91
Mar 16	at #19 Mississippi St.	9.0	5	0	0	7	10	0	0	0	1	0	0	2	0	5-0	13	5	3	2.75
Mar 17	at #19 Mississippi St.	9.0	8	1	1	2	14	1	0	1	0	0	2	0	0	10-1	14	5	3	2.66
Mar 18	at #19 Mississippi St.	9.0	6	3	3	3	10	1	0	0	1	1	0	0	0	4-3	15	5	4	2.67
Mar 21	vs Belmont	9.0	8	8	7	6	10	3	0	0	1	0	1	0	0	5-8	15	6	4	2.88
<b>Totals</b>		<b>187.1</b>	<b>143</b>	<b>68</b>	<b>60</b>	<b>73</b>	<b>220</b>	<b>28</b>	<b>1</b>	<b>14</b>	<b>16</b>	<b>3</b>	<b>23</b>	<b>14</b>	<b>0</b>	<b>170-68</b>	<b>15</b>	<b>6</b>	<b>4</b>	<b>2.88</b>

## GAME-BY-GAME STARTERS BY POSITION

Date	Opponent	C	1B	2B	3B	SS	LF	CF	RF	DH
Feb 16	#25 DUKE	Scott	Infante	Paul	Gonzalez	Kaiser	Jones	DeMarco	Bleday	King
Feb 17	#25 DUKE	Clarke	Infante	Paul	Gonzalez	Kaiser	Jones	DeMarco	Bleday	Day
Feb 18	#25 DUKE	Scott	Infante	Paul	Gonzalez	Kaiser	Martin	Jones	DeMarco	Fellows
Feb 20	PRESBYTERIAN	Scott	Infante	Paul	Gonzalez	Kaiser	Jones	DeMarco	Ray	Martin
Feb 21	PRESBYTERIAN	Clarke	Infante	Paul	Gonzalez	Kaiser	Jones	DeMarco	Bleday	Martin
Feb 23	UMASS-LOWELL	Scott	Infante	Paul	Gonzalez	Kaiser	Martin	Jones	DeMarco	King
Feb 24	UMASS-LOWELL	Clarke	Infante	Paul	Gonzalez	Kaiser	Jones	DeMarco	Bleday	Martin
Feb 25	UMASS-LOWELL	Scott	Martin	Paul	Gonzalez	Kaiser	Jones	DeMarco	Bleday	Fellows
Feb 27	AUSTIN PEAY	Scott	Martin	Paul	Gonzalez	Kaiser	Grisanti	Jones	DeMarco	Day
Feb 28	INDIANA STATE	Clarke	Martin	Paul	Gonzalez	Kaiser	Jones	DeMarco	Bleday	T. Brown
Mar 02	vs. Sam Houston St.	Scott	Infante	Paul	Gonzalez	Kaiser	Jones	DeMarco	Bleday	Martin
Mar 03	vs. Louisiana	Clarke	Infante	Paul	Gonzalez	Kaiser	Grisanti	DeMarco	Bleday	Martin
Mar 04	vs. #24 Houston	Scott	Martin	Paul	Gonzalez	Kaiser	Grisanti	DeMarco	Bleday	Fellows
Mar 07	at Long Beach St.	Clarke	Infante	Paul	Gonzalez	Kaiser	Grisanti	DeMarco	Bleday	Scott
Mar 09	at #11 UCLA	Clarke	Infante	Paul	Gonzalez	Kaiser	Jones	DeMarco	Bleday	Grisanti
Mar 11	vs. #8 TCU	Scott	Infante	Paul	Gonzalez	Kaiser	Grisanti	DeMarco	Bleday	Martin
Mar 14	EASTERN KY.	Duvall	Infante	Paul	Gonzalez	Kaiser	Grisanti	DeMarco	Bleday	Martin
Mar 16	at #19 Mississippi St.	Clarke	Infante	Paul	Gonzalez	Kaiser	Grisanti	DeMarco	Bleday	Martin
Mar 17	at #19 Mississippi St.	Clarke	Infante	Paul	Gonzalez	Kaiser	Grisanti	DeMarco	Bleday	Martin
Mar 18	at #19 Mississippi St.	Scott	Infante	Paul	Gonzalez	Kaiser	Martin	DeMarco	Bleday	Fellows
Mar 21	vs. Belmont	Clarke	Infante	Paul	Gonzalez	Kaiser	Martin	DeMarco	Ray	Hickman

## STARTERS BREAKDOWN

(Win-Loss record in parenthesis)

## PITCHER:

Drake Fellows	5	(4-1)
Jake Eder	5	(2-3)
Chandler Day	3	(3-0)
Patrick Raby	2	(1-1)
Zach King	2	(1-1)
Mason Hickman	2	(2-0)
Maddux Conger	1	(1-0)
Jackson Gillis	1	(1-0)

## CATCHER:

Stephen Scott	10	(9-1)
Philip Clarke	10	(6-4)
Ty Duvall	1	(0-1)

## FIRST BASE:

Julian Infante	17	(11-6)
Austin Martin	4	(4-0)

## SECOND BASE:

Ethan Paul	21	(15-6)
------------	----	--------

## THIRD BASE:

Jayson Gonzalez	21	(15-6)
-----------------	----	--------

## SHORTSTOP:

Connor Kaiser	21	(15-6)
---------------	----	--------

## LEFT FIELD:

Alonzo Jones	9	(7-2)
Walker Grisanti	8	(5-3)
Austin Martin	4	(3-1)

## CENTER FIELD:

Pat DeMarco	18	(12-6)
Alonzo Jones	3	(3-0)

## RIGHT FIELD:

JJ Bleday	16	(11-5)
Pat DeMarco	3	(3-0)
Harrison Ray	2	(1-1)

## DESIGNATED HITTER:

Austin Martin	9	(6-3)
Drake Fellows	4	(4-0)
Zach King	2	(2-0)
Chandler Day	2	(1-1)
Tyler Brown	1	(1-0)
Stephen Scott	1	(0-1)
Walker Grisanti	1	(1-0)
Mason Hickman	1	(0-1)

**STARTERS BREAKDOWN**

(Win-Loss record in parenthesis)

**LEADOFF:**

Austin Martin	12	(9-3)
Walker Grisanti	7	(5-2)
Pat DeMarco	2	(1-1)

**2ND SPOT:**

Connor Kaiser	12	(9-3)
Austin Martin	4	(3-1)
Ethan Paul	3	(2-1)
Stephen Scott	2	(1-1)

**3RD SPOT:**

Ethan Paul	13	(10-3)
Pat DeMarco	8	(5-3)

**CLEANUP:**

Pat DeMarco	11	(9-2)
JJ Bleday	5	(4-1)
Julian Infante	2	(1-1)
Ethan Paul	2	(1-1)
Mason Hickman	1	(0-1)

**5TH SPOT:**

Philip Clarke	5	(3-2)
Connor Kaiser	5	(4-1)
JJ Bleday	3	(1-2)
Zach King	2	(2-0)
Jayson Gonzalez	2	(1-1)
Julian Infante	1	(1-0)
Stephen Scott	1	(1-0)
Drake Fellows	1	(1-0)
Chandler Day	1	(1-0)

**6TH SPOT:**

Jayson Gonzalez	8	(5-3)
Julian Infante	3	(3-0)
Ethan Paul	3	(2-1)
Philip Clarke	3	(2-1)
Connor Kaiser	2	(1-1)
Stephen Scott	1	(1-0)
Drake Fellows	1	(1-0)

**7TH SPOT:**

JJ Bleday	7	(5-2)
Jayson Gonzalez	6	(5-1)
Stephen Scott	3	(2-1)
Connor Kaiser	2	(1-1)
Drake Fellows	2	(2-0)
Philip Clarke	1	(0-1)

**8TH SPOT:**

Jayson Gonzalez	5	(4-1)
Julian Infante	5	(2-3)
Stephen Scott	3	(3-0)
Alonzo Jones	2	(1-1)
Harrison Ray	1	(1-0)
Tyler Brown	1	(1-0)
Walker Grisanti	1	(1-0)
Ty Duvall	1	(0-1)
Philip Clarke	1	(1-0)
Ethan Paul	1	(1-0)

**9TH SPOT:**

Alonzo Jones	10	(9-1)
Julian Infante	6	(4-2)
Walker Grisanti	1	(0-1)
Stephen Scott	1	(1-0)
Chandler Day	1	(0-1)
Austin Martin	1	(1-0)
Harrison Ray	1	(0-1)

**GAME-BY-GAME BATTING ORDER**

Date	Opponent	1	2	3	4	5	6	7	8	9
Feb 16	#25 DUKE	DeMarco	Kaiser	Paul	Infante	King	Gonzalez	Bleday	Jones	Scott
Feb 17	#25 DUKE	DeMarco	Kaiser	Paul	Infante	Clarke	Gonzalez	Bleday	Jones	Day
Feb 18	#25 DUKE	Martin	Kaiser	Paul	DeMarco	Scott	Infante	Fellows	Gonzalez	Jones
Feb 20	PRESBYTERIAN	Martin	Kaiser	Paul	DeMarco	Infante	Scott	Gonzalez	Ray	Jones
Feb 21	PRESBYTERIAN	Martin	Kaiser	Paul	DeMarco	Clarke	Infante	Bleday	Gonzalez	Jones
Feb 23	UMASS-LOWELL	Martin	Kaiser	Paul	DeMarco	King	Infante	Scott	Gonzalez	Jones
Feb 24	UMASS-LOWELL	Martin	Kaiser	Paul	DeMarco	Clarke	Gonzalez	Bleday	Infante	Jones
Feb 25	UMASS-LOWELL	Martin	Kaiser	Paul	DeMarco	Fellows	Gonzalez	Bleday	Scott	Jones
Feb 27	AUSTIN PEAY	Martin	Kaiser	Paul	DeMarco	Day	Gonzalez	Scott	Grisanti	Jones
Feb 28	INDIANA STATE	Martin	Kaiser	Paul	DeMarco	Clarke	Gonzalez	Bleday	T. Brown	Jones
Mar 02	vs. Sam Houston St.	Martin	Kaiser	Paul	DeMarco	Bleday	Gonzalez	Scott	Infante	Jones
Mar 03	vs. Louisiana	Martin	Kaiser	Paul	DeMarco	Clarke	Gonzalez	Bleday	Infante	Grisanti
Mar 04	vs. #24 Houston	Grisanti	Scott	Paul	DeMarco	Bleday	Kaiser	Fellows	Gonzalez	Martin
Mar 07	at Long Beach St.	Grisanti	Scott	DeMarco	Paul	Bleday	Kaiser	Clarke	Gonzalez	Infante
Mar 09	at #11 UCLA	Grisanti	Paul	DeMarco	Bleday	Kaiser	Clarke	Gonzalez	Infante	Jones
Mar 11	vs. #8 TCU	Grisanti	Martin	DeMarco	Bleday	Gonzalez	Paul	Kaiser	Scott	Infante
Mar 14	EASTERN KY.	Grisanti	Martin	DeMarco	Bleday	Gonzalez	Paul	Kaiser	Duvall	Infante
Mar 16	at #19 Mississippi St.	Grisanti	Martin	DeMarco	Bleday	Kaiser	Paul	Gonzalez	Clarke	Infante
Mar 17	at #19 Mississippi St.	Grisanti	Martin	DeMarco	Bleday	Kaiser	Clarke	Gonzalez	Paul	Infante
Mar 18	at #19 Mississippi St.	Martin	Paul	DeMarco	Bleday	Kaiser	Fellows	Gonzalez	Scott	Infante
Mar 21	vs. Belmont	Martin	Paul	DeMarco	Hickman	Kaiser	Clarke	Gonzalez	Infante	Ray

VANDERBILT HOME RUNS

No.	Player	Game #	Date	Opponent	Pitcher	Runs	Inn	Outs	Count	Final
1.	Scott	2	Feb. 17	#25 Duke	Stinson, G	1	7	2	0-2	L, 5-4
2.	Martin	3	Feb. 18	#25 Duke	Stallings, M *	1	1	0	1-1	W, 9-1
3.	Paul	4	Feb. 20	Presbyterian	PARADIS, A.	1	1	2	2-1	W, 7-1
4.	Clarke	5	Feb. 21	Presbyterian	McLAUGHLIN	3	1	2	0-0	W, 15-2
5.	Bleday	6	Feb. 23	UMass-Lowell	Hoar III	1	7	2	1-0	W, 15-0
6.	Gonzalez	7	Feb. 24	UMass-Lowell	Riley	3	5	1	3-2	W, 15-2
7.	Paul	7	Feb. 24	UMass-Lowell	Constant	4	5	2	3-2	W, 15-2
8.	Gonzalez	7	Feb. 24	UMass-Lowell	Hoar III	2	8	0	2-2	W, 15-2
9.	Scott	8	Feb. 25	UMass-Lowell	Rand	3	6	1	1-2	W, 9-2
10.	Paul	9	Feb. 27	AUSTIN PEAY	Gollert	2	3	1	0-0	W, 19-6
11.	Grisanti	9	Feb. 27	AUSTIN PEAY	Rye	3	4	2	3-2	W, 19-6
12.	Bleday	9	Feb. 27	AUSTIN PEAY	Wilson	1	8	0	1-0	W, 19-6
13.	DeMarco	10	Feb. 28	INDIANA STATE	Ward	1	6	0	2-2	W, 8-5
14.	Jones	10	Feb. 28	INDIANA STATE	Ridgway	3	6	2	0-1	W, 8-5
15.	Bleday	13	March 4	vs. #24 Houston	Randel	2	1	1	3-2	W, 9-4
16.	Gonzalez	14	March 7	at Long Beach	S. Sanchez	1	5	0	0-1	L, 4-3
17.	Paul	15	March 9	at #11 UCLA	Bird	2	2	2	2-1	W, 6-3

\* - leadoff home run

HOME RUN TRACKER

Player	Career HR	Last HR	Opponent	Runs	Inn	Outs	Count	Final
Bleday	5	March 4, 2018	vs. #24 Houston	2	1	1	3-2	W, 9-4
Clarke	1	Feb. 21, 2018	vs. Presbyterian	3	1	2	0-0	W, 15-2
DeMarco	1	Feb. 28, 2018	vs. Indiana State	1	6	2	0-1	W, 8-5
Gonzalez	3	March 7, 2018	at Long Beach	1	5	0	0-1	L, 4-3
Grisanti	2	Feb. 27, 2018	vs. Austin Peay	3	4	2	3-2	W, 19-6
Infante	17	May 14, 2017	at Arkansas	1	2	0	1-2	L, 7-1
Jones	2	Feb. 28, 2018	vs. Indiana State	3	6	2	0-1	W, 8-5
Kaiser	1	May 23, 2017	vs. South Carolina	1	7	1	2-2	L, 7-4
Martin	1	Feb. 18, 2018	vs. #25 Duke	1	1	0	1-1	W, 9-1
Paul	13	March 9, 2018	at #11 UCLA	2	2	2	2-1	W, 6-3
Ray	1	Feb. 28, 2017	vs. Southeastern La.	2	6	0	0-0	W, 9-6
Scott	5	Feb. 25, 2018	vs. UMass-Lowell	3	6	1	1-2	W, 9-2

BIG INNINGS (FOUR-PLUS RUNS)

VANDERBILT					OPPONENTS				
Date	Opponent	Inning	Runs	Result	Date	Opponent	Inning	Runs	Result
2/16	#25 Duke	5	5	W, 9-1	3/21	vs. Belmont	5	5	L, 8-5
2/18	#25 Duke	6	5	W, 9-1					
2/20	Presbyterian	7	4	W, 7-1					
2/21	Presbyterian	8	6	W, 15-2					
2/23	UMass-Lowell	4	5	W, 15-0					
2/23	UMass-Lowell	8	5	W, 15-0					
2/24	UMass-Lowell	5	10	W, 15-2					
2/27	Austin Peay	4	8	W, 19-6					
2/27	Austin Peay	8	4	W, 19-6					
2/28	Indiana State	6	4	W, 8-5					
3/02	vs. Sam Houston St.	5	4	L, 7-6 (10)					
3/04	vs. #24 Houston	1	4	W, 9-4					
3/14	EASTERN KY.	9	4	L, 6-5					
3/17	at #19 Mississippi St.	8	7	W, 10-1					
3/18	at #19 Mississippi St.	5	4	W, 4-3					

HOME RUN BREAKDOWN

at Home	14
on the Road	2
at Neutral Site	1
vs. RHP	8
vs. LHP	9
vs. SEC Teams	0
vs. Non-Conference Teams	17
with 0 outs	5
with 1 out	4
with 2 outs	8
Solo HR	7
2-run HR	4
3-run HR	5
Grand Slam	1
Inside-the-Park HR	0
February	14
March	3
April	0
May	0
June	0
in 1st inning	4
in 2nd inning	1
in 3rd inning	1
in 4th inning	1
in 5th inning	3
in 6th inning	3
in 7th inning	2
in 8th inning	2
in 9th inning	0
in extra innings	0
Leadoff hitter	1
2-hole	1
3-hole	3
Cleanup	2
5-hole	2
6-hole	2
7-hole	0
8-hole	3
9-hole	1
Pinch hitter	2
to Left Field	4
to Left Center	2
to Centerfield	4
to Right Center	1
to Right Field	6
Day Games	14
Night Games	3
Starters	8
Relievers	9
To tie the game	0
To put Vanderbilt ahead	8
Walkoff HR	0
To lead off a game	1
To lead off an inning	4
Record with HR	10-2
Record without HR	5-4

**VANDERBILT RECORD WHEN...**

	<b>2018</b>
Total	15-6
Conference	3-0
Non-Conf	12-6
Home	9-2
Away	4-1
Neutral	2-3
Day	12-3
Night	3-3
vs Left	8-0
vs Right	7-6
1-Run games	1-4
2-Run games	0-0
5+Run games	11-0
Extra inns	0-1
Shutouts	2-1
Scoring 0-2 runs	0-1
Scoring 3-5 runs	2-4
Scoring 6-9 runs	8-1
Scoring 10+ runs	5-0
Opponent 0-2 runs	9-0
Opponent 3-5 runs	5-3
Opponent 6-9 runs	1-3
Opponent 10+ runs	0-0
Scored in 1st inning	7-0
Scores first	8-4
Opp. scores first	7-2
After 6 leading	15-2
After 6 trailing	0-4
After 6 tied	0-0
After 7 leading	15-1
After 7 trailing	0-4
After 7 tied	0-1
After 8 leading	15-1
After 8 trailing	0-5
After 8 tied	0-0
Hit 0 home runs	5-4
Hit 1 home run	7-2
Hit 2+ home runs	3-0
Opponent 0 home runs	10-3
Opponent 1 home run	4-2
Opponent 2+ HRs	1-1
Made 0 errors	10-3
Made 1 error	3-2
Made 2+ errors	2-1
Opp. made 0 errors	1-1
Opp. made 1 error	8-3
Opp. made 2+ errors	6-2
Out-hit opponent	11-2
Out-hit by opponent	2-1
Hits are tied	2-3

**MISCELLANEOUS STATS**

HITTING	Longest	Current
JJ Bleday	8	-
Ethan Paul	8	1
Stephen Scott	7	-
Austin Martin	7	6
Connor Kaiser	7	6
Pat DeMarco	6	6
Jayson Gonzalez	5	-
Philip Clarke	5	1
Julian Infante	5	-
Alonzo Jones	4	-
Walker Grisanti	4	-
Garrett Blaylock	2	-
Harrison Ray	2	-
Cooper Davis	1	-
Ty Duvall	1	1

REACHED BASE	Longest	Current
Connor Kaiser	21	21
Ethan Paul	13	3
Walker Grisanti	13	1
Stephen Scott	11	1
Pat DeMarco	10	6
JJ Bleday	10	9
Philip Clarke	8	4
Austin Martin	7	6
Jayson Gonzalez	6	-
Alonzo Jones	6	1
Julian Infante	5	-
Harrison Ray	3	-
Cooper Davis	2	-
Ty Duvall	2	2
Garrett Blaylock	2	-
Tyler Solomon	2	2

**GAME SUMMARY**

**Record when team scores:**

Runs	0	1	2	3	4	5	6	7	8	9	10+
W-L	0-1	0-0	0-0	0-1	1-1	1-2	1-1	2-0	1-0	4-0	5-0

**Record when opponent scores:**

Runs	0	1	2	3	4	5	6	7	8	9	10+
W-L	2-0	4-0	3-0	2-1	2-1	1-1	1-1	0-1	0-1	0-0	0-0

**Record when leading after:**

Inn.	1	2	3	4	5	6	7	8
W-L	7-0	8-1	10-3	10-2	13-2	15-2	15-1	15-1

**Record when trailing after:**

Runs	1	2	3	4	5	6	7	8
W-L	3-1	2-1	2-2	3-3	1-2	0-3	0-3	0-4

**Record when tied after:**

Runs	1	2	3	4	5	6	7	8
W-L	5-5	5-4	3-1	2-1	1-1	0-0	0-1	0-0

**General summary:**

Current losing streak	1
Longest winning streak	8
Longest losing streak	2

Home attendance	28521 (11 dates avg = 2592)
Away attendance	36865 (9 dates avg = 4096)
Total attendance	65386 (20 dates avg = 3269)

**INNING-BY-INNING SUMMARY**

	1	2	3	4	5	6	7	8	9	EX	Total
Vanderbilt	15	13	10	16	35	24	18	29	9	1	170
Opponents	9	4	8	7	11	7	7	5	8	2	68

MULTI-HIT GAMES	2	3	4	5+	Tot
Pat DeMarco	9	3	-	-	12
Austin Martin	5	2	1	-	8
Connor Kaiser	8	-	-	-	8
JJ Bleday	7	1	-	-	8
Philip Clarke	4	1	-	-	5
Ethan Paul	3	1	1	-	5
Jayson Gonzalez	2	-	2	-	4
Alonzo Jones	3	1	-	-	4
Julian Infante	3	-	-	-	3
Stephen Scott	2	1	-	-	3
Harrison Ray	1	-	-	-	1
TEAM	47	10	4	0	61

MULTI-RBI GAMES	2	3	4	5+	Tot
Connor Kaiser	7	1	-	-	8
Pat DeMarco	5	-	1	-	6
Ethan Paul	1	3	1	1	6
Jayson Gonzalez	1	1	1	1	4
Philip Clarke	-	3	-	-	3
JJ Bleday	1	-	-	-	1
Garrett Blaylock	1	-	-	-	1
Walker Grisanti	-	1	-	-	1
Alonzo Jones	-	1	-	-	1
Stephen Scott	-	-	1	-	1
TEAM	16	10	4	2	32

**VU ALL-TIME VS. OPPONENTS**

Auburn	61-93-1
Austin Peay	54-20-2
Belmont	56-14-0
Duke	2-1-0
Eastern Kentucky	0-2-0
Evansville	33-18-0
Florida	73-134-0
Georgia	113-120-0
Houston	1-2-0
Indiana State	5-3-0
Kentucky	121-125-3
Lipscomb	51-11-0
Long Beach State	5-2-0
Louisiana	0-1-0
Louisville	22-9-0
LSU	40-56-0
Middle Tennessee State	97-43-0
Mississippi State	47-69-2
Missouri	16-1-0
Ole Miss	54-56-2
Presbyterian	3-0-0
Sam Houston State	0-1-0
South Carolina	32-56-0
TCU	3-1-0
Tennessee	162-161-3
Tennessee Tech	43-22-0
UCLA	2-1-0
USC	3-1-0
UMass-Lowell	3-0-0
Western Kentucky	41-19-0

**CORBIN VS. 2018 OPPONENTS**

Auburn	25-9-0
Austin Peay	16-2-0
Belmont	20-6-0
Duke	2-1-0
Eastern Kentucky	0-1-0
Evansville	6-2-0
Florida	23-32-0
Georgia	34-15-0
Houston	1-0-0
Indiana State	4-1-0
Kentucky	28-16-0
Lipscomb	19-3-0
Long Beach State	5-2-0
Louisiana	0-1-0
Louisville	11-7-0
LSU	19-14-0
Middle Tennessee State	10-6-0
Mississippi State	26-10-0
Missouri	16-1-0
Ole Miss	19-21-0
Presbyterian	2-0-0
Sam Houston State	0-1-0
South Carolina	27-27-0
TCU	3-1-0
Tennessee	30-17-0
Tennessee Tech	9-20
UCLA	2-1-0
USC	2-1-0
UMass-Lowell	3-0-0
Western Kentucky	12-5-0

**CORBIN RECORD BY VENUE**

Home	386-118-1
Away	176-145-0
Neutral	77-46-0

**SERIES-BY-SERIES BATTING**

	AVG.	GP	AB	R	H	2B	3B	HR	RBI	TB	SLG%	BB	HP	SO	GDP	OB%	SF	SH	SB-ATT
#25 DUKE	.339	3	109	22	37	6	0	2	19	49	.450	10	3	20	2	.407	1	1	5-5
PRESBYTERIAN	.315	2	73	22	23	7	1	2	16	38	.521	14	2	9	1	.438	0	0	8-9
UMASS-LOWELL	.370	3	108	39	40	8	1	5	36	65	.602	29	5	29	2	.517	1	1	12-12
at Mississippi State	.296	3	108	19	32	8	1	0	12	42	.389	13	3	34	4	.387	0	4	4-6
LSU																			
at Florida																			
GEORGIA																			
OLE MISS																			
at Missouri																			
SOUTH CAROLINA																			
at Auburn																			
at Tennessee																			
KENTUCKY																			

**SERIES-BY-SERIES PITCHING**

	ERA	W-L	GS	CG	SV	IP	H	R	ER	BB	SO	2B	3B	HR	B/AVG.
#25 DUKE	2.33	2-1	3	0	0	27.0	18	7	7	10	35	4	0	1	.194
PRESBYTERIAN	1.00	2-0	2	0	0	18.0	11	3	2	3	16	2	0	0	.177
UMASS-LOWELL	1.33	3-0	3	0	0	27.0	19	4	4	4	36	2	0	0	.198
at Mississippi State	1.33	3-0	3	0	2	27.0	19	4	4	12	34	2	0	1	.194
LSU															
at Florida															
GEORGIA															
OLE MISS															
at Missouri															
SOUTH CAROLINA															
at Auburn															
at Tennessee															
KENTUCKY															

**MONTH-BY-MONTH BATTING**

	AVG.	GP	AB	R	H	2B	3B	HR	RBI	TB	SLG%	BB	HP	SO	GDP	OB%	SF	SH	SB-ATT
February	.352	10	364	110	128	29	2	14	96	203	.558	65	11	78	5	.460	3	2	30-32
March	.247	11	377	60	93	15	2	3	47	121	.321	57	14	108	10	.365	1	6	10-15
April																			
May																			
June																			

**MONTH-BY-MONTH PITCHING**

	ERA	W-L	GS	CG	SV	IP	H	R	ER	BB	SO	2B	3B	HR	B/AVG.
February	2.00	9-1	10	0	0	90.0	59	25	20	27	103	11	0	5	.186
March	3.70	6-5	11	0	4	97.1	84	43	40	46	117	17	1	9	.236
April															
May															
June															

**HOME-AWAY-NEUTRAL BATTING**

	AVG.	GP	AB	R	H	2B	3B	HR	RBI	TB	SLG%	BB	HP	SO	GDP	OB%	SF	SH	SB-ATT
Home	.344	11	401	115	138	29	3	14	101	215	.536	70	14	87	6	.455	3	2	30-32
Away	.268	5	168	28	45	9	1	2	21	62	.369	26	3	48	6	.374	1	6	4-8
Neutral	.221	5	172	27	38	6	0	1	21	47	.273	26	8	51	3	.350	0	0	6-7

**HOME-AWAY-NEUTRAL PITCHING**

	ERA	W-L	GS	CG	SV	IP	H	R	ER	BB	SO	2B	3B	HR	B/AVG.
Home	2.27	9-2	11	0	0	99.0	66	31	25	33	115	13	0	5	.189
Away	2.25	4-1	5	0	3	44.0	32	11	11	21	55	4	0	2	.203
Neutral	4.87	2-3	5	0	1	44.1	45	26	24	19	50	11	1	7	.271

**DAY-NIGHT BATTING**

	AVG.	GP	AB	R	H	2B	3B	HR	RBI	TB	SLG%	BB	HP	SO	GDP	OB%	SF	SH	SB-ATT
Day	.319	15	542	137	173	38	2	14	117	257	.474	86	17	133	10	.426	3	3	36-40
Night	.241	6	199	33	48	6	2	3	26	67	.337	36	8	53	5	.377	1	5	4-7

**DAY-NIGHT PITCHING**

	ERA	W-L	GS	CG	SV	IP	H	R	ER	BB	SO	2B	3B	HR	B/AVG.
Day	2.48	12-3	15	0	2	134.1	98	43	37	45	158	16	1	12	.204
Night	3.91	3-3	6	0	2	53.0	45	25	23	28	62	12	0	2	.234



Vanderbilt Baseball  
Overall Statistics for Vanderbilt (as of Mar 21, 2018)  
(All games Sorted by Batting avg)



Record: 15-6 Home: 9-2 Away: 4-1 Neutral: 2-3 SEC: 3-0

Player	avg	gp-gs	ab	r	h	2b	3b	hr	rbi	tb	slg%	bb	hp	so	gdp	ob%	sf	sh	sb-att	po	a	e	fld%	
Austin Martin	.429	18-17	63	20	27	6	0	1	6	36	.571	12	6	12	1	.556	0	3	10-13	39	1	0	1.000	
JJ Bleday	.391	20-16	64	14	25	3	0	3	7	37	.578	12	1	12	2	.494	0	0	1-2	32	0	0	1.000	
Pat DeMarco	.364	21-21	88	19	32	7	1	1	18	44	.500	7	2	18	1	.423	0	0	4-4	36	1	0	1.000	
Connor Kaiser	.310	21-21	84	21	26	5	1	0	19	33	.393	16	2	16	1	.431	0	2	7-8	31	44	0	1.000	
Philip Clarke	.290	18-10	62	6	18	3	0	1	14	24	.387	14	1	12	3	.423	1	0	3-4	94	13	0	1.000	
Jayson Gonzalez	.273	21-21	77	13	21	2	0	3	17	32	.416	7	1	27	3	.341	0	0	1-1	7	32	6	.867	
Ethan Paul	.271	21-21	85	21	23	7	0	4	27	42	.494	11	5	18	1	.382	1	0	5-5	31	51	3	.965	
Stephen Scott	.261	15-11	46	13	12	4	0	2	10	22	.478	10	1	12	1	.404	0	0	1-1	91	11	0	1.000	
Julian Infante	.169	18-17	65	7	11	2	0	0	6	13	.200	5	3	28	1	.257	1	1	0-0	129	8	2	.986	
-----																								
Harrison Ray	.364	14-2	11	4	4	1	1	0	3	7	.636	3	0	1	0	.500	0	0	0-0	2	2	0	1.000	
Garrett Blaylock	.333	9-0	9	3	3	1	0	0	4	4	.444	0	0	3	0	.333	0	0	0-0	1	3	0	1.000	
Cooper Davis	.333	4-0	3	2	1	0	0	0	2	1	.333	1	0	0	0	.500	0	0	0-0	0	0	0	.000	
Alonzo Jones	.286	14-12	42	13	12	2	1	1	4	19	.452	3	0	10	1	.333	0	1	7-7	19	1	0	1.000	
Ty Duvall	.200	7-1	5	2	1	0	0	0	0	1	.200	4	0	3	0	.556	0	0	0-0	26	0	0	1.000	
Walker Grisanti	.172	16-9	29	10	5	1	0	1	5	9	.310	15	3	10	0	.479	1	1	1-2	10	0	0	1.000	
Kiambu Fentress	.000	7-0	5	0	0	0	0	0	1	0	.000	0	0	2	0	.000	0	0	0-0	2	0	0	1.000	
Tyler Solomon	.000	5-0	3	2	0	0	0	0	0	0	.000	2	0	2	0	.400	0	0	0-0	2	0	0	1.000	
Mason Hickman	.000	1-1	0	0	0	0	0	0	0	0	.000	0	0	0	0	.000	0	0	0-0	1	0	0	1.000	
Tyler Brown	.000	1-1	0	0	0	0	0	0	0	0	.000	0	0	0	0	.000	0	0	0-0	0	2	0	1.000	
Drake Fellows	.000	4-4	0	0	0	0	0	0	0	0	.000	0	0	0	0	.000	0	0	0-0	3	1	0	1.000	
Zach King	.000	2-2	0	0	0	0	0	0	0	0	.000	0	0	0	0	.000	0	0	0-0	2	2	0	1.000	
Chandler Day	.000	2-2	0	0	0	0	0	0	0	0	.000	0	0	0	0	.000	0	0	0-0	1	3	0	1.000	
Totals	.298	21	741	170	221	44	4	17	143	324	.437	122	25	186	15	.413	4	8	40-47	562	185	12	.984	
Opponents	.212	21	673	68	143	28	1	14	58	215	.319	73	23	220	12	.308	6	13	10-15	540	172	33	.956	

LOB - Team (190), Opp (158). DPs turned - Team (14), Opp (16).

(All games Sorted by Earned run avg)

Player	era	w-l	app	gs	cg	sho	sv	ip	h	r	er	bb	so	2b	3b	hr	b/avg	wp	hp	bk	sfa	sha
Drake Fellows	1.91	3-0	5	5	0	0/2	0	28.1	17	6	6	12	36	2	0	2	.181	1	3	0	0	3
-----																						
Paxton Stover	0.00	0-0	4	0	0	0/0	0	4.0	1	0	0	0	7	0	0	0	.083	0	1	0	0	1
Hugh Fisher	0.00	0-0	4	0	0	0/0	0	3.2	2	1	0	1	3	0	0	0	.154	0	1	0	0	0
Erik Kaiser	0.00	0-0	2	0	0	0/0	0	2.0	1	0	0	0	3	1	0	0	.143	0	0	0	0	0
AJ Franklin	0.00	0-0	2	0	0	0/1	0	1.2	0	0	0	1	0	0	0	0	.000	0	0	0	0	0
Patrick Raby	1.45	2-2	5	2	0	0/1	0	18.2	17	4	3	9	22	3	1	1	.246	1	3	0	0	2
Maddux Conger	1.80	1-0	3	1	0	0/0	0	10.0	8	6	2	9	11	3	0	1	.211	3	1	0	0	0
Tyler Brown	2.45	1-1	6	0	0	0/0	2	14.2	11	4	4	2	22	1	0	2	.200	0	0	0	0	0
Mason Hickman	2.84	4-0	5	2	0	0/0	0	19.0	14	6	6	7	19	4	0	0	.209	2	0	2	2	0
Aaron Brown	3.00	1-0	5	0	0	0/0	0	6.0	8	3	2	2	7	2	0	1	.308	0	1	0	0	0
Jake Eder	3.26	1-2	5	5	0	0/0	0	19.1	7	8	7	8	21	2	0	2	.111	1	1	0	1	2
Reid Schaller	3.68	0-0	6	0	0	0/0	1	7.1	9	3	3	0	9	2	0	1	.290	1	0	0	0	1
Zach King	3.78	0-1	6	2	0	0/1	1	16.2	19	7	7	4	15	2	0	0	.297	1	3	0	0	1
Justin Wilson	4.15	0-0	5	0	0	0/0	0	4.1	2	2	2	3	7	0	0	0	.167	1	2	0	1	1
Chandler Day	4.80	0-0	5	3	0	0/0	0	15.0	13	8	8	6	15	3	0	1	.232	3	2	0	1	1
Jackson Gillis	4.85	2-0	5	1	0	0/0	0	13.0	11	7	7	7	18	3	0	3	.224	1	3	1	1	1
Justin Willis	7.36	0-0	5	0	0	0/0	0	3.2	3	3	3	2	5	0	0	0	.214	1	2	0	0	0
Totals	2.88	15-6	21	21	0	2/2	4	187.1	143	68	60	73	220	28	1	14	.212	16	23	3	6	13
Opponents	7.40	6-15	21	21	0	1/1	3	180.0	221	170	148	122	186	44	4	17	.298	33	25	5	4	8

PB - Team (1), Scott 1, Opp (6). Pickoffs - Team (3), King 2, Clarke 1, Opp (4).



Vanderbilt Baseball  
Conference statistics for Vanderbilt (as of Mar 21, 2018)  
(SEC games only Sorted by Batting avg)



Record: 3-0 Home: 0-0 Away: 3-0 SEC: 3-0

Player	avg	gp-gs	ab	r	h	2b	3b	hr	rbi	tb	slg%	bb	hp	so	gdp	ob%	sf	sh	sb-att	po	a	e	fld%	
Austin Martin	.545	3-3	11	3	6	2	0	0	1	8	.727	1	1	2	1	.615	0	2	2-3	4	0	0	1.000	
Connor Kaiser	.364	3-3	11	1	4	0	0	0	2	4	.364	2	0	2	0	.462	0	1	0-0	4	10	0	1.000	
JJ Bleday	.357	3-3	14	2	5	1	0	0	1	6	.429	1	0	3	1	.400	0	0	1-2	5	0	0	1.000	
Pat DeMarco	.357	3-3	14	2	5	0	1	0	4	7	.500	1	0	6	0	.400	0	0	0-0	6	0	0	1.000	
Julian Infante	.333	3-3	12	2	4	1	0	0	1	5	.417	0	0	5	1	.333	0	0	0-0	20	0	1	.952	
Philip Clarke	.273	3-2	11	2	3	3	0	0	1	6	.545	2	0	3	0	.385	0	0	0-0	21	2	0	1.000	
Ethan Paul	.182	3-3	11	2	2	1	0	0	1	3	.273	3	0	2	1	.357	0	0	1-1	4	7	1	.917	
Jayson Gonzalez	.167	3-3	12	2	2	0	0	0	1	2	.167	0	1	5	0	.231	0	0	0-0	2	2	1	.800	
Walker Grisanti	.000	2-2	5	1	0	0	0	0	0	0	.000	1	1	4	0	.286	0	1	0-0	2	0	0	1.000	
-----																								
Ty Duvall	1.000	1-0	1	0	1	0	0	0	0	1	1.000	0	0	0	0	1.000	0	0	0-0	2	0	0	1.000	
Stephen Scott	.000	2-1	5	1	0	0	0	0	0	0	.000	1	0	1	0	.167	0	0	0-0	10	0	0	1.000	
Garrett Blaylock	.000	1-0	1	0	0	0	0	0	0	0	.000	0	0	1	0	.000	0	0	0-0	0	0	0	.000	
Harrison Ray	.000	2-0	0	1	0	0	0	0	0	0	.000	1	0	0	0	1.000	0	0	0-0	0	0	0	.000	
Drake Fellows	.000	1-1	0	0	0	0	0	0	0	0	.000	0	0	0	0	.000	0	0	0-0	0	1	0	1.000	
Totals	.296	3	108	19	32	8	1	0	12	42	.389	13	3	34	4	.387	0	4	4-6	81	25	3	.972	
Opponents	.194	3	98	4	19	2	0	1	3	24	.245	12	2	34	2	.292	1	2	2-2	81	28	8	.932	

LOB - Team (28), Opp (30). DPs turned - Team (2), Opp (4).

(SEC games only Sorted by Earned run avg)

Player	era	w-l	app	gs	cg	sho	sv	ip	h	r	er	bb	so	2b	3b	hr	b/avg	wp	hp	bk	sfa	sha
Drake Fellows	0.00	1-0	1	1	0	0/1	0	6.0	3	0	0	5	7	0	0	0	.158	1	0	0	0	0
Patrick Raby	0.00	1-0	1	1	0	0/0	0	5.0	5	0	0	2	5	0	0	0	.250	0	0	0	0	1
Tyler Brown	0.00	0-0	1	0	0	0/0	1	4.0	2	0	0	1	6	0	0	0	.143	0	0	0	0	0
Zach King	0.00	0-0	1	0	0	0/1	1	3.0	2	0	0	2	3	0	0	0	.182	0	0	0	0	0
Mason Hickman	5.40	1-0	1	1	0	0/0	0	5.0	4	3	3	2	4	1	0	0	.222	1	0	1	1	0
-----																						
Jackson Gillis	0.00	0-0	1	0	0	0/0	0	1.1	1	0	0	0	3	1	0	0	.167	0	0	0	0	1
Paxton Stover	0.00	0-0	1	0	0	0/0	0	1.0	0	0	0	0	2	0	0	0	.000	0	1	0	0	0
Justin Willis	0.00	0-0	1	0	0	0/0	0	0.2	0	0	0	0	2	0	0	0	.000	0	1	0	0	0
Aaron Brown	9.00	0-0	1	0	0	0/0	0	1.0	2	1	1	0	2	0	0	1	.400	0	0	0	0	0
Totals	1.33	3-0	3	3	0	1/1	2	27.0	19	4	4	12	34	2	0	1	.194	2	2	1	1	2
Opponents	5.33	0-3	3	3	0	0/0	0	27.0	32	19	16	13	34	8	1	0	.296	6	3	0	0	4

PB - Team (0), Opp (1). Pickoffs - Team (0), Opp (1).



Vanderbilt Baseball  
 Statistics Summary for Vanderbilt (as of Mar 22, 2018)  
 (2016 vs. LSU)



Record: 1-2 Home: 0-0 Away: 1-2 SEC: 1-2

Date	Opponent	Score	Player	avg	gp-gs	ab	r	h	2b	3b	hr	rbi	bb	hbp	so	sb-att
4/7	at # 15 LSU	L 4-13	Bryan Reynolds	.556	3-3	9	2	5	2	0	2	5	4	0	2	0-0
4/8	at # 15 LSU	L 2-3	Jeren Kendall	.462	3-3	13	4	6	1	0	1	5	1	0	5	0-1
4/9	at # 15 LSU	w 9-7	Tyler Campbell	.444	3-3	9	3	4	0	0	0	0	0	0	2	0-0
			Ethan Paul	.250	3-3	12	1	3	0	0	0	0	0	1	5	0-0
			Jason Delay	.200	3-3	10	0	2	0	0	0	1	1	0	4	0-0
			Kyle Smith	.111	3-3	9	0	1	1	0	0	0	2	0	3	0-0
			Will Toffey	.100	3-3	10	0	1	0	0	0	1	2	1	1	0-1
			Penn Murfee	.000	2-2	8	0	0	0	0	0	0	0	0	3	0-0
			Alonzo Jones	.000	3-2	7	1	0	0	0	0	0	1	0	5	0-0
-----																
			Walker Grisanti	.667	3-0	3	1	2	1	0	0	0	0	0	1	0-0
			Karl Ellison	.500	2-0	2	0	1	0	0	0	0	0	0	1	0-0
			Ro Coleman	.400	3-1	5	1	2	0	0	1	1	0	0	0	0-0
			Connor Kaiser	.250	2-1	4	2	1	0	0	0	1	1	0	1	0-0
			Nolan Rogers	.000	3-0	3	0	0	0	0	0	1	0	0	1	0-0
			Liam Sabino	.000	1-0	0	0	0	0	0	0	0	0	0	0	0-0
Totals				.269	3	104	15	28	5	0	4	15	12	2	34	0-2
Opponents				.350	3	103	23	36	5	1	1	18	11	4	19	6-7

\* = Conference game

LOB - Team (24), Opp (24). DPs turned - Team (2), Opp (1).

Player	era	w-l	app	gs	cg	sh	sv	ip	h	r	er	bb	so	
Ben Bowden	0.00	0-0	2	0	0	0	1	3.0	5	0	0	0	3	
Chandler Day	3.60	0-0	1	0	0	0	0	5.0	8	4	2	1	1	
Kyle Wright	3.86	0-1	1	1	0	0	0	7.0	7	3	3	3	7	
Hayden Stone	9.00	0-0	1	1	0	0	0	3.0	5	3	3	1	3	
Jordan Sheffield	21.00	0-1	1	1	0	0	0	3.0	7	9	7	2	3	
-----														
Patrick Raby	0.00	1-0	1	0	0	0	0	2.0	0	0	0	2	2	
Collin Snider	0.00	0-0	1	0	0	0	0	0.2	2	0	0	0	0	
John Kilichowski	13.50	0-0	1	0	0	0	0	1.1	2	2	2	0	0	
Matt Ruppenthal	99.00	0-0	1	0	0	0	0	0.0	0	2	2	2	0	
Totals				6.84	1-2	3	3	0	1	25.0	36	23	19	11
Opponents				4.67	2-1	3	3	0	1	27.0	28	15	14	12

Pickoffs - Team (2), Delay 1, Wright 1. SBA/ATT - Delay (6-7), Stone (2-2), Wright (2-2), Sheffield (1-1), Raby (0-1), Ruppenthal (1-1).

Score by innings	1	2	3	4	5	6	7	8	9	Total
Vanderbilt	2	0	1	2	0	1	2	3	4	15
Opponents	1	4	10	0	4	1	0	3	0	23

Win-loss breakouts: Day 1-0; Night 0-2; vs Left 1-1; vs Right 0-1;  
 1-run games 0-1; 2-run games 1-0; 5+run games 0-1; Extra inns 0-0; Shutouts 0-0.  
 Current streak: Won 1; Longest winning streak: 1; Longest losing streak: 2.  
 Attendance: Home 0 (avg 0); Away 32314 (avg 10771); Total 32314 (avg 10771).

**THE LAST TIME VANDERBILT...**

Won 10 or more consecutive games \_\_\_\_\_ 4/20-5/16/13 (14)  
 Lost five or more consecutive games \_\_\_\_\_ 3/16-23/12 (5)  
 Scored 20 or more runs in a game \_\_\_\_\_ 21 vs. Middle Tennessee, 4/18/17  
 Scored 10+ Runs in an Inning \_\_\_\_\_ 10 (5th) vs UMass-Lowell, 2/24/18  
 Did Not Strikeout \_\_\_\_\_ vs. Tennessee-Martin, 2/23/05  
 Hit consecutive home runs \_\_\_\_\_ Will Toffey (2R), Stephen Scott (solo) at Ole Miss, 3/18  
 Had a triple steal \_\_\_\_\_ Ethan Paul (home), Jeren Kendall (3rd), Bryan Reynolds (2nd) vs. Auburn, 5/19/16  
 Shut out consecutive opponents \_\_\_\_\_ vs. Radford (12-0), 3/9/16  
 \_\_\_\_\_ vs. Xavier (7-0), 3/11/16  
 Shut out the opponent \_\_\_\_\_ at Mississippi State (5-0), 3/16/18  
 Was shut out by the opponent at home \_\_\_\_\_ vs. Kentucky (3-0), 4/17/16  
 Was shut out by the opponent on the road \_\_\_\_\_ at Clemson (6-0), 6/4/17  
 Was shut out in two consecutive games \_\_\_\_\_ vs. Kentucky (14-0) (4-0), 4/23/76  
 Swept a conference doubleheader \_\_\_\_\_ vs. Auburn, 5/19/16  
 Was swept in a conference doubleheader \_\_\_\_\_ vs. Tennessee, 4/25/10  
 Swept a conference series at home \_\_\_\_\_ vs. Auburn, 5/19-21/16  
 Was swept in a conference series at home \_\_\_\_\_ vs. Tennessee, 5/14-16/09  
 Swept a conference series (three games) on the road \_\_\_\_\_ at Mississippi State, 3/16-18/18  
 Was swept in a conference series on the road \_\_\_\_\_ at Florida, 3/16-18/12  
 Lost a conference series at home \_\_\_\_\_ vs. Florida, 4/13-15/17  
 Lost a conference series on the road \_\_\_\_\_ at Arkansas, 5/12-14/17  
 Threw a no hitter \_\_\_\_\_ at Western Kentucky (J. Lewis, N. Pilkington, J. Scott, M. Buschmann), 5/6/03  
 Was no-hit \_\_\_\_\_ at Texas A&M (Kyle Simonds, 9.0), 5/7/16

**THE LAST TIME A VANDERBILT PLAYER...**

Hit two home runs in a game \_\_\_\_\_ Jayson Gonzalez vs. UMass-Lowell, 2/24/17  
 Hit three home runs in a game \_\_\_\_\_ Aaron Westlake vs. Oregon State, 6/11/11  
 Hit a grand slam \_\_\_\_\_ Ethan Paul vs. UMass-Lowell, 2/24/18  
 Hit a walk-off home run \_\_\_\_\_ Jeren Kendall vs. Cal State Fullerton, 6/14/15  
 Hit an inside the park home run \_\_\_\_\_ Will Toffey vs. Belmont, 3/22/17  
 Hit for the cycle \_\_\_\_\_ Clinton Johnston vs. Kentucky, 4/28/96  
 Had seven or more RBIs in a game \_\_\_\_\_ Ethan Paul (7) vs. UMass-Lowell, 2/24/18  
 \_\_\_\_\_ Dominic de la Osa (7) vs. Georgia, 4/16/06  
 \_\_\_\_\_ Karl Nonemaker (7) vs. Kentucky, 5/12/02  
 Had five or more hits in a game \_\_\_\_\_ Tony Kemp (5) at Belmont, 2/19/13  
 Had two hits in an Inning \_\_\_\_\_ Ethan Paul (8th - 1B, 2B) at Mississippi State, 3/17/18  
 Had 10 or more total bases in a game \_\_\_\_\_ Jayson Gonzalez (11) vs. UMass-Lowell, 2/24/18  
 Stole three or more bases in a game \_\_\_\_\_ Austin Martin (3) vs. Presbyterian, 2/21/18  
 Stole Home \_\_\_\_\_ Ethan Paul vs. Auburn, 5/19/16  
 Had a 10-game hit streak \_\_\_\_\_ Julian Infante (10), 3/28-4/13/17  
 Had a 15-game hit streak \_\_\_\_\_ Bryan Reynolds (16), 3/10-4/3/15  
 Had a 20-game hit streak \_\_\_\_\_ Xavier Turner (27), 3/4-4/22/14  
 Had a 25-game hit streak \_\_\_\_\_ Xavier Turner (27), 3/4-4/22/14  
 Had 10 or more strikeouts in a game \_\_\_\_\_ Drake Fellows (10) vs. Alabama, 5/20/17  
 Had 15 or more strikeouts in a game \_\_\_\_\_ Kevin Ziomek (15) vs. Illinois-Chicago, 3/1/13  
 Pitched a complete game \_\_\_\_\_ Patrick Raby at Georgia, 4/21/17  
 Pitched a seven-inning complete game \_\_\_\_\_ Philip Pfeifer vs. Alabama, 5/22/15  
 Pitched a nine-inning, complete game shutout \_\_\_\_\_ Kyle Wright vs. Florida, 4/14/17  
 Pitched a seven-inning, complete game shutout \_\_\_\_\_ Nick Christiani vs. Belmont, 5/5/09  
 Pitched a combined shutout \_\_\_\_\_ Drake Fellows (6.0), Zach King (3.0) at Mississippi State, 3/16/18  
 Pitched a no-hitter \_\_\_\_\_ Doug Wessel vs. Belmont, 4/19/1971  
 Pitched a no-hitter (combined) \_\_\_\_\_ Jensen Lewis, Nick Pilkington, John Scott, Matt Buschmann at Western Ky., 5/6/03  
 Pitched a perfect game \_\_\_\_\_ Jensen Lewis, Nick Pilkington, John Scott, Matt Buschmann at Western Ky., 5/6/03

NUMERICAL ROSTER

No.	Name	Pos.	B/T	Ht.	Wt.	Cl.	Hometown/Previous School
2	Harrison Ray	IF	R/R	5-11	190	So./1L	Longwood, Fla. (Lake Brantley HS)
3	Cooper Davis	OF	L/R	5-10	185	Fr./HS	Mississauga, Ontario (St. Aloysius Gonzaga)
5	Philip Clarke	C	L/R	5-11	190	Fr./HS	Franklin, Tenn. (Christ Presbyterian Academy)
6	Justin Wilson	RHP	R/R	6-0	180	R-So./RS	Murfreesboro, Tenn. (Oakland HS/Vol State CC)
8	Alonzo Jones	OF	S/R	5-10	195	Jr./2L	Columbus, Ga. (Columbus HS)
9	Garrett Blaylock	IF	L/R	6-3	208	Fr./HS	Asheville, N.C. (T.C. Roberson HS)
10	Ethan Paul	IF	L/R	5-10	185	Jr./2L	Bellevue, Wash. (International School)
11	Paxton Stover	LHP	L/L	5-11	200	Sr./1L	Ridgely, Tenn. (Dyer County HS/Dyersburg State CC)
12	Connor Kaiser	IF	R/R	6-4	205	Jr./2L	Overland Park, Kan. (Blue Valley West HS)
13	Kiambu Fentress	OF	R/R	6-0	175	R-So./1L	Nashville, Tenn. (Ensworth School)
16	Austin Martin	IF	R/R	6-0	170	Fr./HS	Jacksonville, Fla. (Trinity Christian Academy)
17	Walker Grisanti	OF	L/R	5-10	195	Jr./2L	Collierville, Tenn. (Christian Brothers HS)
18	Pat DeMarco	OF	R/R	5-11	205	Fr./HS	Winder, Ga. (Winder Barrow HS)
19	Stephen Scott	OF/C	L/R	5-11	200	Jr./2L	Cary, N.C. (Cardinal Gibbons HS)
20	Ty Duvall	C	L/R	5-11	190	So./1L	Lebanon, Ohio (Lebanon HS)
21	Tyler Brown	RHP	R/R	6-4	242	Fr./HS	Lewis Center, Ohio (Olentangy Orange HS)
22	Julian Infante	IF	R/R	6-3	215	Jr./2L	Miami, Fla. (Westminister Christian HS)
27	Chandler Day	RHP	R/R	6-5	180	Jr./2L	Granville, Ohio (Watkins Memorial HS)
29	Patrick Raby	RHP	R/R	6-3	230	Jr./2L	Knoxville, Tenn. (Farragut HS)
31	Justin Willis	RHP	R/R	5-11	180	Fr./HS	West New York, N.J. (Memorial HS)
32	Hugh Fisher	LHP	R/L	6-5	185	Fr./HS	Eads, Tenn. (Briarcrest Christian HS)
33	Erik Kaiser	RHP	R/R	6-5	205	Fr./HS	Waterloo, Ill. (Waterloo HS)
34	Zach King	LHP	L/L	6-6	210	So./1L	Spring Hill, Tenn. (Spring Hill HS)
35	Jackson Gillis	LHP	R/L	6-3	220	So./1L	Wilmington, Mass. (Wilmington HS)
39	Jake Eder	LHP	L/L	6-4	210	Fr./HS	Ft. Lauderdale, Fla. (Calvary Christian Academy)
40	Aaron Brown	RHP	R/R	6-4	205	Fr./HS	Mt. Juliet, Tenn. (Mt. Juliet HS)
42	Maddux Conger	RHP	R/R	6-3	200	Jr./2L	Stephenville, Texas (Stephenville HS)
43	Tyler Solomon	IF	S/R	6-4	215	Fr./HS	Haymarket, Va. (Battlefield HS)
44	Mason Hickman	RHP	R/R	6-6	230	Fr./HS	Hendersonville, Tenn. (Pope John Paul II HS)
45	Reid Schaller	RHP	R/R	6-3	215	R-Fr./RS	Lebanon, Ind. (Lebanon HS)
49	AJ Franklin	LHP	L/L	6-2	180	R-So./1L	Lebanon, Tenn. (Wilson Central HS)
51	JJ Bleday	OF	L/L	6-3	205	So./1L	Panama City Beach, Fla. (A. Crawford Mosley HS)
66	Drake Fellows	RHP	L/R	6-5	210	So./1L	Plainfield, Ill. (Joliet Catholic Academy)
99	Jayson Gonzalez	INF	R/R	6-2	205	Fr./HS	Covina, Calif. (Bishop Amat HS)

**Head Coach:** 4 Tim Corbin (Ohio Wesleyan, 1984) - 16th Season at Vanderbilt  
**Associate Head Coach:** 26 Scott Brown (SUNY-Cortland, 1999)  
**Assistant Coach:** 24 Mike Baxter (Vanderbilt, 2005)  
**Volunteer Coach:** 1 David Macias (Vanderbilt, 2008)  
**Athletic Trainer:** Tracy Campbell (James Madison, 2008)  
**Strength & Conditioning Coach:** Chris Ham (Illinois, 2005)  
**Director of Baseball Operations:** Brooks Webb (Birmingham Southern, 2011)  
**Director of Player Development:** Alex Levitt (Vanderbilt, 2010)  
**Video Coordinator:** Brandon Barak (Illinois, 2012)  
**Equipment Manager:** John Mardirosian (Texas, 2011)  
**Student Assistants:** Josh Ruchotzke & Casey Stangel  
**Student Managers:** Jack Goodrum, Chase Casali, Preston Hausser & Jackson Kelley

PRONUNCIATION CHART

JJ Bleday \_\_\_\_\_ bleh-DAY  
 Kiambu Fentress \_\_\_\_\_ key-AHM-boo  
 Walker Grisanti \_\_\_\_\_ greh-sahn-TEE  
 Patrick Raby \_\_\_\_\_ ray-BEE  
 Reid Schaller \_\_\_\_\_ SHALL-er  
 Paxton Stover \_\_\_\_\_ stoe-VER

ALPHABETICAL ROSTER

#	Name	Pos.	Yr.
9	Garrett Blaylock	IF	Fr.
51	JJ Bleday	OF	Jr.
40	Aaron Brown	RHP	Fr.
21	Tyler Brown	RHP	Fr.
5	Philip Clarke	C	Fr.
42	Maddux Conger	RHP	Jr.
3	Cooper Davis	OF	Fr.
27	Chandler Day	RHP	Jr.
18	Pat DeMarco	OF	Fr.
20	Ty Duvall	C	So.
39	Jake Eder	LHP	Fr.
66	Drake Fellows	RHP	So.
13	Kiambu Fentress	OF	R-So.
32	Hugh Fisher	LHP	Fr.
49	AJ Franklin	LHP	R-So.
35	Jackson Gillis	LHP	So.
99	Jayson Gonzalez	IF	Fr.
17	Walker Grisanti	OF	Jr.
44	Mason Hickman	RHP	Fr.
22	Julian Infante	IF	Jr.
8	Alonzo Jones	OF	Jr.
12	Connor Kaiser	IF	Jr.
33	Erik Kaiser	RHP	Fr.
34	Zach King	LHP	So.
16	Austin Martin	IF	Fr.
10	Ethan Paul	IF	Jr.
29	Patrick Raby	RHP	Jr.
2	Harrison Ray	IF	So.
45	Reid Schaller	RHP	R-Fr.
19	Stephen Scott	OF/C	Jr.
43	Tyler Solomon	IF	Fr.
11	Paxton Stover	LHP	Sr.
31	Justin Willis	RHP	Fr.
6	Justin Wilson	RHP	R-So.

EXPERIENCE BREAKDOWN

Seniors (1) \_\_\_\_\_ Stover  
 Juniors (9) \_\_\_\_\_ Conger, Day, Grisanti, Infante, Jones, \_\_\_\_\_ C. Kaiser, Paul, Raby, Scott,  
 Redshirt Sophomores (3) \_\_\_\_\_ Franklin, Fentress, Wilson  
 Sophomores (7) \_\_\_\_\_ Bleday, Duvall, Fellows, Gillis, \_\_\_\_\_ King, Ray, Sandborn  
 Redshirt Freshman (1) \_\_\_\_\_ Schaller  
 Freshmen (14) \_\_\_\_\_ Blaylock, A. Brown, T. Brown, Clarke, \_\_\_\_\_ Davis, DeMarco, Eder, Fisher, Gonzalez, Hickman, \_\_\_\_\_ E. Kaiser, Martin, Solomon, Willis

STATE BREAKDOWN

California (1) \_\_\_\_\_ Gonzalez  
 Florida (5) \_\_\_\_\_ Bleday, Eder, Infante, Martin, Ray  
 Georgia (1) \_\_\_\_\_ Alonzo Jones  
 Illinois (2) \_\_\_\_\_ Fellows, E. Kaiser  
 Indiana (1) \_\_\_\_\_ Schaller  
 Kansas (1) \_\_\_\_\_ C. Kaiser  
 Massachusetts (1) \_\_\_\_\_ Gillis  
 New Jersey (1) \_\_\_\_\_ Willis  
 New York (1) \_\_\_\_\_ DeMarco  
 North Carolina (2) \_\_\_\_\_ Blaylock, Scott  
 Ohio (3) \_\_\_\_\_ T. Brown, Day, Duvall  
 Ontario, Canada (1) \_\_\_\_\_ Davis  
 Tennessee (11) \_\_\_\_\_ A. Brown, Clarke, \_\_\_\_\_ Fentress, Fisher, Franklin, Grisanti, Hickman, \_\_\_\_\_ King, Raby, Stover, Wilson  
 Texas (1) \_\_\_\_\_ Conger  
 Virginia (1) \_\_\_\_\_ Solomon  
 Washington (1) \_\_\_\_\_ Paul



**2**  
**Harrison Ray**  
Fr. ★ 5-11 ★ 190 ★ R/R  
IF ★ Longwood, Fla.



**3**  
**Cooper Davis**  
Fr. ★ 5-10 ★ 185 ★ L/R  
OF ★ Mississauga, Ontario



**5**  
**Philip Clarke**  
Fr. ★ 5-11 ★ 190 ★ L/R  
C ★ Franklin, Tenn.



**6**  
**Justin Wilson**  
R-So. ★ 6-0 ★ 175 ★ R/R  
RHP ★ Murfreesboro, Tenn.



**8**  
**Alonzo Jones**  
Jr. ★ 5-10 ★ 195 ★ S/R  
OF ★ Columbus, Ga.



**9**  
**Garrett Blaylock**  
Fr. ★ 6-3 ★ 200 ★ L/R  
IF ★ Asheville, N.C.



**10**  
**Ethan Paul**  
Jr. ★ 5-10 ★ 185 ★ L/R  
IF ★ Bellevue, Wash.



**11**  
**Paxton Stover**  
Sr. ★ 5-11 ★ 190 ★ L/L  
LHP ★ Ridgely, Tenn.



**12**  
**Connor Kaiser**  
Jr. ★ 6-4 ★ 205 ★ R/R  
IF ★ Overland Park, Kan.



**13**  
**Kimbu Fentress**  
R-So. ★ 6-0 ★ 175 ★ R/R  
OF ★ Nashville, Tenn.



**16**  
**Austin Martin**  
Fr. ★ 6-0 ★ 170 ★ R/R  
IF ★ Jacksonville, Fla.



**17**  
**Walker Grisanti**  
Jr. ★ 5-10 ★ 190 ★ L/R  
OF ★ Collierville, Tenn.



**18**  
**Pat DeMarco**  
Fr. ★ 5-11 ★ 205 ★ R/R  
OF ★ Staten Island, N.Y.



**19**  
**Stephen Scott**  
Jr. ★ 5-11 ★ 200 ★ L/R  
OF/C ★ Cary, N.C.



**20**  
**Ty Duvall**  
So. ★ 5-11 ★ 190 ★ L/R  
C ★ Lebanon, Ohio



**21**  
**Tyler Brown**  
Fr. ★ 6-4 ★ 242 ★ R/R  
RHP ★ Ashland, Ohio



**22**  
**Julian Infante**  
Jr. ★ 6-3 ★ 215 ★ R/R  
IF ★ Miami, Fla.



**27**  
**Chandler Day**  
Jr. ★ 6-5 ★ 180 ★ R/R  
RHP ★ Granville, Ohio



**29**  
**Patrick Raby**  
Jr. ★ 6-3 ★ 230 ★ R/R  
RHP ★ Knoxville, Tenn.



**31**  
**Justin Willis**  
Fr. ★ 5-11 ★ 180 ★ R/R  
RHP ★ West New York, N.J.



**32**  
**Hugh Fisher**  
Fr. ★ 6-5 ★ 185 ★ R/L  
LHP ★ Eads, Tenn.



**33**  
**Erik Kaiser**  
Fr. ★ 6-5 ★ 205 ★ R/R  
RHP ★ Waterloo, Ill.



**34**  
**Zach King**  
So. ★ 6-6 ★ 210 ★ L/L  
LHP ★ Spring Hill, Tenn.



**35**  
**Jackson Gillis**  
So. ★ 6-3 ★ 225 ★ R/L  
LHP ★ Wilmington, Mass.



**39**  
**Jake Eder**  
Fr. ★ 6-4 ★ 210 ★ L/L  
LHP ★ Ocean Ridge, Fla.




**40**  
**Aaron Brown**  
Fr. ★ 6-4 ★ 205 ★ R/R  
RHP ★ Mt. Juliet, Tenn.




**42**  
**Maddux Conger**  
Jr. ★ 6-3 ★ 200 ★ R/R  
RHP ★ Stephenville, Texas



**43**  
**Tyler Solomon**  
Fr. ★ 6-4 ★ 215 ★ S/R  
C ★ Haymarket, Va.



**44**  
**Mason Hickman**  
Fr. ★ 6-6 ★ 230 ★ R/R  
RHP ★ Hendersonville, Tenn.



**45**  
**Reid Schaller**  
R-Fr. ★ 6-3 ★ 210 ★ R/R  
RHP ★ Lebanon, Ind.



**49**  
**AJ Franklin**  
R-So. ★ 6-2 ★ 180 ★ L/L  
LHP ★ Lebanon, Tenn.



**51**  
**JJ Bleday**  
So. ★ 6-3 ★ 205 ★ L/L  
OF ★ Panama City Beach, Fla.




**66**  
**Drake Fellows**  
So. ★ 6-5 ★ 205 ★ L/R  
RHP ★ Plainfield, Ill.



**99**  
**Jayson Gonzalez**  
Fr. ★ 6-2 ★ 205 ★ R/R  
IF ★ Covina, Calif.



**4**  
**Tim Corbin**  
Head Coach  
16th Season



**26**  
**Scott Brown**  
Associate Head Coach  
6th Season



**24**  
**Mike Baxter**  
Hitting Coach  
1st Season



**1**  
**David Macias**  
Volunteer Assistant Coach  
1st Season