



# VANDERBILT

## 2018 BASEBALL GAME NOTES



Vanderbilt Athletic Communications ★ 2601 Jess Neely Dr. Nashville, TN 37212  
 Baseball Contact: Andrew Pate ★ Cell: 713.387.9119 ★ Email: andrew.pate@vanderbilt.edu  
 vucommoedores.com ★ twitter: @vandybaseball

### 2018 SCHEDULE/RESULTS

OVERALL: 19-13 | SEC: 7-5 | H: 13-4 | A: 4-4 | N: 2-4

#### FEBRUARY (9-1)

16	#25 DUKE	W, 9-1	SEC Network+
17	#25 DUKE	L, 5-4	
18	#25 DUKE	W, 9-1	SEC Network+
20	PRESBYTERIAN	W, 7-1	SEC Network+
21	PRESBYTERIAN	W, 15-2	SEC Network+
23	UMASS-LOWELL	W, 15-0	SEC Network+
24	UMASS-LOWELL	W, 15-2	
25	UMASS-LOWELL	W, 9-2	
27	AUSTIN PEAY	W, 19-6	
28	INDIANA STATE	W, 8-5	SEC Network+

#### MARCH (8-9)

2	vs. Sam Houston St. %	L, 7-6 (10 inn)	
3	vs. Louisiana%	L, 3-0	
4	vs. #24 Houston%	W, 9-4	
7	at Long Beach St.	L, 4-3	
9	at #11 UCLA	W, 6-3	
10	at USC	CANCELED	
11	vs. #8 TCU^	W, 7-4	
14	EASTERN KENTUCKY	L, 6-5	SEC Network+
16	at #19 Mississippi St.*	W, 5-0	SEC Network
17	at #19 Mississippi St.*	W, 10-1	SEC Network+
18	at #19 Mississippi St.*	W, 4-3	SEC Network+
21	Belmont&	L, 8-5	
23	#19 LSU*	W, 4-2	ESPNU
24	#19 LSU*	L, 6-2	ESPNU
25	#19 LSU*	W, 1-0 (7 inn.)	ESPNU
27	vs. Lipscomb&	L, 5-1	
30	at #2 Florida*	L, 8-4	SEC Network+
31	at #2 Florida*	L, 10-2	ESPNU

#### APRIL (2-3)

1	at #2 Florida*	L, 8-2	SEC Network
3	at Middle Tennessee	L, 4-3 (7 inn.)	
5	#16 GEORGIA*	L, 3-2	ESPNU
6	#16 GEORGIA*	W, 5-3	SEC Network+
7	#16 GEORGIA*	W, 8-3	SEC Network+
10	WESTERN KENTUCKY	6:30 PM	SEC Network+
13	OLE MISS*	6:30 PM	SEC Network+
14	OLE MISS*	2:00 PM	SEC Network+
15	OLE MISS*	4:00 PM	ESPNU
17	EVANSVILLE	6:30 PM	SEC Network+
19	at Missouri*	7:00 PM	ESPNU
20	at Missouri*	6:30 PM	
21	at Missouri*	2:00 PM	
27	SOUTH CAROLINA*	6:30 PM	SEC Network+
28	SOUTH CAROLINA*	2:00 PM	SEC Network+
29	SOUTH CAROLINA*	1:00 PM	SEC Network+

#### MAY (0-0)

1	LOUISVILLE	6:00 PM	SEC Network
4	at Auburn	6:00 PM	SEC Network+
5	at Auburn	2:00 PM	SEC Network+
6	at Auburn	1:00 PM	SEC Network+
8	TENNESSEE TECH	6:30 PM	SEC Network+
11	at Tennessee	5:30 PM	
12	at Tennessee	5:00 PM	
13	at Tennessee	11:00 AM	SEC Network
15	MIDDLE TENNESSEE	6:30 PM	SEC Network+
17	KENTUCKY	6:30 PM	SEC Network+
18	KENTUCKY	2:00 PM	SEC Network+
19	KENTUCKY	1:00 PM	SEC Network+

% Minute Maid Park (Houston, Texas)  
 ^ Dodger Stadium (Los Angeles, Calif.)  
 \*Southeastern Conference Game  
 & First Tennessee Park (Nashville, Tenn.)

GAME 33

### #15 VANDERBILT COMMODORES (19-13, 7-5 SEC) vs. WKU HILLTOPPERS (15-16, 5-7 C-USA)

April 10, 2018 ★ 6:30 p.m. CT ★ Nashville, Tenn. ★ Hawkins Field (3,626) ★ SEC Network+

**#15 VANDERBILT**  
 2018 Record: 19-13 Overall, 7-5 SEC  
 Home / Away / Neutral: 13-4 / 4-5 / 2-4  
 Rankings: D1: 15 | NCBWA 16 | Coaches: 16  
 BA: 14 | CB: 20 | PG: 15  
 Head Coach: Tim Corbin  
 Career Record: 771-466-1 (21st)  
 Record at Vanderbilt: 665-328-1 (16th)

**WESTERN KENTUCKY**  
 2018 Record: 15-16 Overall, 5-7 SEC  
 Home / Away / Neutral: 9-10 / 6-6 / 0-0  
 Rankings: D1: NR | NCBWA NR | Coaches: NR  
 BA: NR | CB: NR | PG: NR  
 Head Coach: John Pawlowski  
 Career Record: 560-403 (17th)  
 Record at WKU: 55-85 (3rd)

### NEED TO KNOW

- ★ Vanderbilt's offense made a strong return last weekend. The Commodores, who hit .180 over their 10 previous games entering the Georgia series, batted .286 in three games against the Bulldogs while posting a .386 on-base percentage. The Dores took 2-of-3 against UGA, winning their third SEC series in four tries.
- ★ The Commodores are looking to snap a five-game losing streak in midweek games. Vanderbilt last won in the midweek on Feb. 28 against Indiana State. Vandy is 4-5 in midweek games this season after going 12-2 in 2017.
- ★ Vanderbilt pitching has limited opponents to three runs or fewer 12 times in 17 home games this season. Offensively, the Dores have batted .315, averaging 8.05 runs and 10.82 hits per game while boasting a .420 on-base percentage.
- ★ Vanderbilt is on a historic tear defensively. The Dores rank sixth nationally and third in the SEC with a .984 fielding percentage. Vandy has committed just 18 errors in 1,126 total chances. The program record is .979, set in 2015.
- ★ Vandy has stolen 62 bases this season, ranking 10th nationally and first in the SEC. The Commodores have swiped nearly twice as many bags as they had through 32 games a season ago (32).
- ★ Eleven different Commodores have accounted for 26 home runs this season. Vanderbilt is one of 16 teams nationally to have 10 or more players produce a homer this year. Tennessee Tech leads the country with 15.
- ★ Vanderbilt has won five of the last six games against Western Kentucky including three-straight. The Commodores are 9-5 against the Hilltoppers at Hawkins Field (2002-present) despite losing the first three at the venue.
- ★ After spending 16 of 20 games away from home, Vanderbilt opened an eight-game homestand last Thursday night against Georgia. The stretch includes 12 of the next 15 at Hawkins Field.
- ★ The Hilltoppers will be the 21st different opponent and second from Conference USA that Vandy has faced this season. The Dores have faced foes from 14 different leagues including the ACC, American Athletic, America East, Atlantic Sun, Big South, Big 12, Big West, Conference USA, Missouri Valley, Ohio Valley, PAC-12, SEC, Southland and Sun Belt.
- ★ With Saturday's win against No. 16 Georgia, the Commodores are now 12-6 against ranked teams this season. Vandy boasts the nation's ninth-toughest schedule and enters Tuesday No. 24 in the RPI.

### GAME COVERAGE

Date	TV/Stream	Play-by-Play	Analyst	Radio	Play-by-Play
April 9	SEC Network+	Kevin Ingram	Andrew Harris	WNSR 560 AM/95.9 FM	Joe Fisher

Live Stats - [vanderbilt.statbroadcast.com](http://vanderbilt.statbroadcast.com)      Twitter - @VandyBaseball / #VandyBoys

### VANDERBILT STARTING PITCHER TUESDAY



**JAKE EDER**

LHP ★ 6-4 ★ 210 ★ Fr./HS  
 Ocean Ridge, Fla. ★ Calvary Christian Academy


W-L	1-3
ERA	4.08
IP	28.2
K/BB	32/11

### WKU STARTING PITCHER

Tuesday	G-GS	W-L	ERA	K/BB
LHP Troy Newell	10/3	0-2	5.62	13/15

### BY THE NUMBERS SINCE 2006...

- 3** ★ College World Series appearances (2011, 2014, 2015)
- 6** ★ NCAA Super Regional appearances (2010, 2011, 2013, 2014, 2015, 2017)
- 12** ★ straight NCAA Tournament appearances (longest active streak in the SEC)
- 14** ★ players selected in the first round of the Major League Baseball Draft (nation's most)
- 48** ★ NCAA Tournament victories (most in the SEC)



**SERIES HISTORY**

**WESTERN KENTUCKY (41-19)**

**LAST 10 MEETINGS (8-2)**

Date	Location	Result
4/08/08	Nashville, Tenn.	W, 5-1
4/16/08	Bowling Green, Ky.	W, 5-1
2/25/09	Nashville, Tenn.	W, 10-7
3/16/10	Nashville, Tenn.	L, 17-2
3/17/10	Bowling Green, Ky.	W, 17-6
3/01/11	Nashville, Tenn.	W, 6-5
2/25/14	Nashville, Tenn.	L, 3-2
2/25/15	Nashville, Tenn.	W, 10-6
5/03/16	Nashville, Tenn.	W, 6-1
3/14/17	Nashville, Tenn.	W, 8-1

**STATISTICAL LEADERS**

VANDERBILT	CATEGORY	WKU
JJ Bleday .372 avg.	Batting avg.	Jacob Rhinesmith .359 avg.
Pat DeMarco 38 hits	Hits	Jacob Rhinesmith 46 hits
Austin Martin 26 runs	Runs Scored	Jacob Rhinesmith 32 runs
Ethan Paul 10 doubles	Doubles	Colin Butkiewicz 7 doubles
Four players 1 triple	Triples	Rhinesmith/Zuberer 3 triples
Ethan Paul 5 home runs	Home Runs	Jacob Rhinesmith 10 home runs
Connor Kaiser 22 walks	Walks	Ray Zuberer III 19 walks
Austin Martin 13 stolen bases	Stolen Bases	Jacob Rhinesmith 10 stolen bases
Mason Hickman 6 wins	Wins	Thurston/Kirkpatrick 3 wins
Drake Fellows 2.51 ERA	ERA	Ryan Thurston 3.04 ERA
Drake Fellows 46.2 IP	Innings Pitched	Ryan Thurston 50.1 IP
Drake Fellows 53 strikeouts	Strikeouts	Ryan Thurston 57 strikeouts

**STATISTICAL COMPARISON**

VANDERBILT	CATEGORY	WKU
19-13	Record	15-16
.270	Batting Avg.	.282
6.37	Runs/Game	5.35
9.06	Hits/Game	9.58
58	Doubles	41
4	Triples	10
26	Home Runs	25
176	RBI	159
160	Walks	105
62-74	SB-ATT	42-56
3.56	ERA	4.69
3	Shutouts Thrown	2
316	Strikeouts	256
.233	Opp. Batting Avg.	.264
.984	Fielding Pct.	.971

**VANDERBILT RE-VU**

- ★ Vanderbilt snapped a six-game losing streak and captured its third SEC series win in four tries last week, winning two-straight against No. 16 Georgia at Hawkins Field after falling in the opener.
- ★ The Commodores rejuvenated offense hit .286 in three games vs. the Bulldogs while swiping 10 bases in 12 attempts. Vanderbilt broke through offensively, roughing up No. 16 Georgia with four runs in the fifth and three more in the seventh as part of a series-clinching 8-3 victory on Saturday afternoon.

**INSIDE THE MATCHUP VS. WESTERN KENTUCKY**

- ★ Vanderbilt and Western Kentucky meet for the 61st time in the history of the two programs on Tuesday evening.
- ★ The Commodores are riding a three-game winning streak in the series and have won 13 of the last 16 matchups.
- ★ Vandy defeated WKU, 8-1 on March 14, 2017, at Hawkins Field. **Ty Duvall** led the Dores' 10-hit attack with **Ethan Paul** and **Julian Infante** adding two hits. **Chandler Day** was strong over 5.1 innings, earning his second-straight win while allowing one run on six hits with no walks and four strikeouts.
- ★ Vanderbilt head coach **Tim Corbin** and WKU head coach John Pawlowski served as assistant coaches together for five seasons at Clemson (1994-98). The duo helped the Tigers to five-straight NCAA Regionals and two College World Series.

**VANDY IN THE NATIONAL STATISTICAL RANKINGS**

Statistic	Rank	Value	Statistic	Rank	Value
Fielding Percentage	2nd	.984	Hits Allowed per Nine Inn.	32nd	7.66
Stolen Bases	8th	62	Strikeout-to-Walk Ratio	32nd	2.63
Strikeouts per Nine Inn.	11th	10.2	Shutouts	35th	3
Stolen Bases Per Game	14th	1.94	WHIP	44th	1.28
Base on Balls	32nd	160	Earned Run Average	47th	3.56

**NATION'S TOP FRESHMEN OFF TO SIZZLING START**

- ★ Vanderbilt's freshman class was named tops in the country by Baseball America last November.
- ★ Six Vanderbilt true freshmen made starts this season while 14 total have made appearances. The unit is hitting .295 (130-for-440) and has accounted for 41 percent of the Dores' RBIs (73) and 40 percent of the teams runs (82). Freshmen pitchers have posted an 9-5 record and 3.57 ERA with 113 strikeouts in 113.1 innings.
- ★ D1Baseball.com's list of 30 impact freshmen entering 2018 includes Vandy's **Jake Eder** (No. 16), **Jayson Gonzalez** (No. 18), **Philip Clarke** (No. 19) and **Pat DeMarco** (No. 25). With four players on the list, the Dores trail only Florida (5).

**DON'T TRY THIS AT HOME**

- ★ The Commodores have produced an 13-4 record at home this season while posting a .315 batting average and .420 on-base percentage. Here's a look at the top performers from the Commodores' 17 home games in 2018:

Player	Avg.	GP-GS	AB	R	H	2B	RBI	TB
Austin Martin	.382	16-15	55	16	21	3	5	27
Pat DeMarco	.379	17-17	66	16	25	6	12	40
Ethan Paul	.354	17-17	65	19	23	7	21	39

**GOLDEN BOYS**

- ★ For a fourth-straight year, multiple Vandy players have been named to the Golden Spikes Award Preseason Watch List.
- ★ **Julian Infante** and **Patrick Raby** are among those featured. The award was first presented in 1978 and is given to an amateur player who best exhibits and combines "exceptional on-field ability and exemplary sportsmanship." The award is considered the most prestigious in amateur baseball.
- ★ Five Commodores have been named finalists for the Golden Spikes Award -- all coming since the 2007 season -- including **David Price**, who took home the honor in 2007. Other finalists include **Pedro Alvarez** (2007), **Tyler Beede** (2013), **Carson Fulmer** (2015) and **Dansby Swanson** (2015).

**COMMODORE NATION**

- ★ Vanderbilt is one of five teams nationally to start a lineup featuring players from nine or more different states, joining Army, Elon, Kentucky and Western Kentucky. Vandy's 35-man roster boasts players from 15 different states as well as Canada with freshman **Cooper Davis** hailing from Mississauga, Ontario.

**VANDY PICKED TO FINISH THIRD IN SEC EAST**

- ★ Vanderbilt was picked to finish third in the SEC East by the league's head coaches after taking third a season ago.
- ★ Florida was picked as the preseason favorite to win both the East and the SEC with a total of 91 points and 13-of-14 first-place votes. Arkansas was picked to win the West behind 12 first-place votes and a total of 90 points.

EASTERN DIVISION	POINTS	WESTERN DIVISION	POINTS
Florida (13)	91	Arkansas (12)	90
Kentucky (1)	74	Texas A&M (1)	72
<b>Vanderbilt</b>	<b>72</b>	Ole Miss (1)	62
South Carolina	50	LSU	59
Georgia	41	Mississippi State	44
Missouri	32	Auburn	38
Tennessee	25	Alabama	20

## A WORLD SERIES KIND OF FEEL

- ★ After playing 10 straight at home to begin the season, Vanderbilt headed west for a six-game road trip including games at Houston's Minute Maid Park and Los Angeles' Dodger Stadium -- the two sites for the 2017 World Series matchup between the Astros and Dodgers.
- ★ The Commodores took part in the Shriners Hospitals for Children College Classic at Minute Maid from March 2-4. The three-day, six-team tournament featured local universities squaring off against the SEC. Vandy fell to Sam Houston State on Friday and Louisiana on Saturday before bouncing back with a 9-4 victory against Houston on Sunday night.
- ★ For the fourth-straight year, the Dores headed to California, falling 4-3 to Long Beach State on Wednesday before knocking off UCLA, 6-3 on Friday and TCU, 7-4, in the Dodger Stadium College Baseball Classic on Sunday.

## FORMER PLAYERS JOIN CORBIN'S STAFF

- ★ Last September, head coach **Tim Corbin** and associate head coach **Scott Brown** welcomed back former players **Mike Baxter** and **David Macias**. Baxter serves as the Dores' hitting coach and recruiting coordinator while Macias comes on board as Vanderbilt's volunteer assistant coach.
- ★ Baxter joins the Commodores after a 12-year professional career that included playing in the big leagues for four organizations over parts of six seasons. Baxter made his major league debut with the San Diego Padres in 2010, and also played for the New York Mets (2011-13), Los Angeles Dodgers (2014) and Chicago Cubs (2015).
- ★ Macias was previously on Corbin's staff as the team's strength coach in 2014 when the Dores won the national championship and was the volunteer assistant in 2015 when the Dores returned to the College World Series finals. Prior to rejoining Corbin's staff, Macias was with the Seattle Mariners organization as a minor league manager.

## D1BASEBALL.COM RECOGNIZES DORES

- ★ Last September, D1Baseball.com recognized Vanderbilt as the **No. 2 program nationally** in the publication's bi-annual top-100 rankings. The list is designed to assess the overall health of programs in the current era with the ultimate goal of identifying "the programs in the best shape right now, with an eye toward the next five to 10 years."
- ★ Below is a list of where Vandy players rank among the publication's top SEC prospects for the 2018 and 2019 MLB Draft.

### TOP SEC PROSPECTS, 2018 DRAFT

Ranking	Player	Position
#23	Reid Schaller	RHP
#31	Connor Kaiser	SS
#34	Patrick Raby	RHP
#35	Ethan Paul	2B
#41	Chandler Day	RHP
#50	Julian Infante	1B

### TOP SEC PROSPECTS, 2019 DRAFT

Ranking	Player	Position
#9	Jackson Gillis	LHP
#15	Drake Fellows	RHP
#16	Zach King	LHP
#20	JJ Bleday	OF
#35	Pat DeMarco	OF
#36	Philip Clarke	C

## CORBIN BECOMES VANDY'S ALL-TIME WINNINGEST COACH

- ★ Head coach **Tim Corbin** became Vanderbilt's all-time winningest coach with a 9-4 win against Houston on March 4. The 16th-year head coach, who owns a 665-328-1 record, surpassed Roy Mewbourne, who racked up as many wins between 1979-2002. Here is a look back at some of Corbin's milestone victories:

Win #	Score	Location	Date
1	Vanderbilt 4, The Citadel 3	Charleston, S.C.	2/15/03
27^	Vanderbilt 6, Tennessee 5	Nashville, Tenn.	5/18/03
100	Vanderbilt 14, Jacksonville State 5	Nashville, Tenn.	3/29/05
198#	Vanderbilt 4, LSU 1	Nashville, Tenn.	5/17/07
200	Vanderbilt 4, Miami (OH) 3	Tempe, Ariz.	2/24/08
300	Vanderbilt 7, Florida 0	Gainesville, Fla.	4/4/10
400	Vanderbilt 3, Louisville 2	Nashville, Tenn.	5/8/12
459	Vanderbilt 14, Alabama 10	Nashville, Tenn.	5/18/13
500	Vanderbilt 3, Missouri 1	Columbia, Mo.	5/3/14
516\$	Vanderbilt 3, Virginia 2	Omaha, Neb.	6/25/14
600	Vanderbilt 10, Georgia 3	Nashville, Tenn.	4/30/16
656*	Vanderbilt 9, Houston 4	Houston, Texas	3/4/18

^ Vanderbilt clinches sweep vs. Tennessee, first trip to the SEC Tournament since 1996 with walk-off home run

# Vanderbilt claims first ever Southeastern Conference regular-season championship

% Vanderbilt sets SEC record with 26th league victory, breaking South Carolina's mark of 25 set in 2000

\$ Vanderbilt captures first College World Series title in winner-take-all victory against Virginia

\* Corbin becomes Vanderbilt's all-time winningest coach in finale of Shriners Hospitals for Children College Classic

## THE SEC: IT JUST MEANS MORE

- ★ The Southeastern Conference has sent 58 teams to the College World Series since 1990 with Vanderbilt doing its part to represent the league in 2011, 2014 and 2015. The league has now appeared in the College World Series in 32 of the last 33 years including appearances by 18 teams in the last seven years.
- ★ In 2017, the SEC tied its own national record with six teams competing in the NCAA Super Regionals. The Commodores were among the field as part of the NCAA Corvallis Super Regional.
- ★ A total of 11 SEC student-athletes were selected on the first day of the 2017 Major League Baseball Draft including Vandy right-handed pitcher Kyle Wright (1st round/5th overall) and outfielder Jeren Kendall (1st round/23rd overall).

## DORES IN THE PROS



David Price helped Vandy to a school-record 54 wins in 2007.

### MLB (8)

Name	Years at VU	Club
Pedro Alvarez	2006-08	Baltimore Orioles
Ryan Flaherty	2006-08	Atlanta Braves
Carson Fulmer	2013-15	Chicago White Sox
Sonny Gray	2009-11	New York Yankees
Mike Minor	2007-09	Texas Rangers
David Price	2005-07	Boston Red Sox
Dansby Swanson	2013-15	Atlanta Braves
Drew VerHagen	2012	Detroit Tigers

### MiLB (29)

Tyler Beede	2012-14	San Francisco Giants
Ben Bowden	2014-16	Colorado Rockies
Walker Buehler	2013-15	Los Angeles Dodgers
Curt Casali	2008-11	Tampa Bay Rays
Ro Coleman	2014-17	Detroit Tigers
Vince Conde	2012-14	New York Yankees
Jason Delay	2014-17	Pittsburgh Pirates
Tyler Ferguson	2013-15	Texas Rangers
Conrad Gregor	2011-13	Boston Red Sox
Reed Hayes	2017	Baltimore Orioles
Taylor Hill	2008-11	Washington Nationals
Tony Kemp	2011-13	Houston Astros
Jeren Kendall	2015-17	Los Angeles Dodgers
John Kilichowski	2014-16	St. Louis Cardinals
Brian Miller	2012-14	Tampa Bay Rays
Jared Miller	2012-14	Arizona Diamondbacks
John Norwood	2012-14	Miami Marlins
Phillip Pfeifer	2012-15	Atlanta Braves
Adam Ravenelle	2012-14	Detroit Tigers
Bryan Reynolds	2014-16	Pittsburgh Pirates
Matt Ruppenthal	2015-17	Houston Astros
Sam Selman	2010-12	Kansas City Royals
Jordan Sheffield	2015-16	Los Angeles Dodgers
Collin Snider	2015-17	Kansas City Royals
Will Toffey	2015-17	Oakland Athletics
Zander Wiel	2012-15	Minnesota Twins
Rhett Wiseman	2013-15	Washington Nationals
Kyle Wright	2015-17	Atlanta Braves
Mike Yastrzemski	2010-13	Baltimore Orioles

## COACHING/FRONT OFFICE (9)

Name	Club-Position
Gil Kim	Toronto - Dir. of Player Development
Josh Paul	L.A. Angels - Bench Coach
Tony Mansolino	Akron (AA-CLE) - Manager
David Wallace	Cleveland - Special Assistant
Cesar Nicolas	Seattle - Player Development
Carter Hawkins	Cleveland - Asst. General Manager
Matt Buschmann	San Francisco - Asst. Dir. of Player Development
Joey Cora	Pittsburgh - Third Base Coach
Jason Esposito	Arizona (ROOKIE-CLE) - Hitting Coach

2018 QUICK FACTS

GENERAL

Location \_\_\_\_\_ Nashville, Tenn.  
 Founded \_\_\_\_\_ 1873  
 Enrollment \_\_\_\_\_ 6,871  
 Nickname \_\_\_\_\_ Commodores  
 Colors \_\_\_\_\_ Black and Gold  
 Affiliation \_\_\_\_\_ NCAA Division I  
 Conference \_\_\_\_\_ Southeastern  
 Athletic Ticket Office \_\_\_\_\_ 615.322.3544  
 Chancellor \_\_\_\_\_ Nicholas S. Zeppos  
 Director of Athletics \_\_\_\_\_ David Williams II

TEAM INFORMATION

2017 Overall Record \_\_\_\_\_ 36-25-1  
 \_\_\_\_\_ Home: 21-11-1 Away: 10-12 Neutral: 5-2  
 SEC Record \_\_\_\_\_ 15-13-1  
 \_\_\_\_\_ Home: 8-5-1 Away: 7-8  
 Conference Finish \_\_\_\_\_ 3rd East, 6th Overall  
 Postseason \_\_\_\_\_ NCAA Corvallis Super Regional  
 Final Ranking: \_\_\_\_\_ 5 Polls 15 (CB), 15 (NCBWA),  
 \_\_\_\_\_ 16 (USA), 18 (BA), 19 (D1)  
 Returning Letterwinners \_\_\_\_\_ 18  
 Positional Starters Returning \_\_\_\_\_ 5  
 Starting Pitchers Returning \_\_\_\_\_ 3  
 Other Pitchers Returning \_\_\_\_\_ 5  
 Lettermen Lost \_\_\_\_\_ 12  
 \_\_\_\_\_ Professional Baseball \_\_\_\_\_ 8  
 Newcomers \_\_\_\_\_ 16

COACHING STAFF

Head Coach \_\_\_\_\_ Tim Corbin  
 Alma Mater \_\_\_\_\_ Ohio Wesleyan, 1984  
 Career Record \_\_\_\_\_ 771-466-1 (.623/21st year)  
 Record at Vanderbilt \_\_\_\_\_ 665-328-1 (.669/16th year)  
 Assoc. Head Coach \_\_\_\_\_ Scott Brown  
 Alma Mater \_\_\_\_\_ SUNY-Cortland, 1999  
 Assistant Coach \_\_\_\_\_ Mike Baxter  
 Alma Mater \_\_\_\_\_ Vanderbilt, 2005  
 Volunteer Assistant Coach \_\_\_\_\_ David Macias  
 Alma Mater \_\_\_\_\_ Vanderbilt, 2008

HISTORY

All-Time Record \_\_\_\_\_ 2,280-1,739-33 (120th year)  
 All-Time SEC Record \_\_\_\_\_ 699-905-10 (71st year)  
 SEC Titles \_\_\_\_\_ 6 (1973, '74, '80, '07, '11, '13)  
 SEC Tournament Titles \_\_\_\_\_ 4 (1973, '74, '80, '07)  
 All-time SEC Tournament Record \_\_\_\_\_ 47-36  
 NCAA Tournament Appearances \_\_\_\_\_ 16  
 \_\_\_\_\_ (1973, '74 '80, '04, '06, '07, '08,  
 \_\_\_\_\_ '09, '10, '11, '12, '13, '14, '15, '16, '17)  
 All-time NCAA Tournament Record \_\_\_\_\_ 54-36  
 NCAA Super Regional Appearances \_\_\_\_\_ 7  
 \_\_\_\_\_ (2004, '10, '11, '13, '14, '15, '17)  
 College World Series Appearances \_\_\_\_\_ 3  
 \_\_\_\_\_ (2011, '14, '15)  
 National Champions \_\_\_\_\_ 1 (2014)

VANDY REPRESENTED ENTERING 2018 MLB SEASON

★ With the Major League Baseball season underway, Vanderbilt alums look to have another big impact at the highest level. In total, 15 former Vandy players received spring training invites including the eight below who are on MLB rosters.

NAME (YEARS AT VU)	MLB TEAM	TIDBT
Pedro Alvarez (2006-08)	Baltimore Orioles	Hit game-winning grand slam in 14th inning on Friday at NYY
Ryan Flaherty (2006-08)	Atlanta Braves	12-for-29 with 7 R, 3 RBIs and 4 2B in eight games
Sonny Gray (2009-11)	New York Yankees	Picked up win on Sat. vs. BAL - 6.0 IP, 4 H, 3 ER, 2 BB, 4 K
Mike Minor (2007-09)	Texas Rangers	Picked up win on Sat. vs. TOR - 6.0 IP, 2 H, 1 ER, 2 BB, 7 K
David Price (2005-07)	Boston Red Sox	In two starts this season with Boston: 14.0 IP, 0 R, 10 K 3 BB
Dansby Swanson (2013-15)	Atlanta Braves	13-for-35 with 5 R, 7 RBIs, 1 HR and 3 2B in eight games
Drew VerHagen (2012)	Detroit Tigers	Has not allowed a hit in last two relief outings (3.0 IP)
Carson Fulmer (2013-15)	Chicago White Sox	5.0 IP, 5 H, 3 ER, 1 BB, 5 K in start vs. Toronto last Wednesday

DORES IN THE PRO NOTES

- ★ At least one Dore has been drafted every year since 1991 with a total of 100 players signing professional contracts.
- ★ Vanderbilt is one of only two universities in the nation to produce multiple No. 1 picks with David Price (2007) and Dansby Swanson (2015), joining Arizona State (Rick Monday - 1965, Floyd Bannister - 1968, Bob Horner - 1978).
- ★ Under Corbin, Vanderbilt pro alums have earned **over \$62 million dollars** in signing bonuses.
- ★ Since head coach **Tim Corbin** arrived in 2003, every Vanderbilt starting catcher has been selected in the MLB Draft.
- ★ The Dores have had at least one MLB first round selection on the mound every year in the **Tim Corbin** era.
- ★ Eighty-nine pitchers have been selected in the MLB Draft, including 55 during the **Tim Corbin** era (since 2003).
- ★ Vanderbilt leads the SEC with nine players drafted in the first round over the last decade. The second-closest in that span is Florida and LSU who each have five.
- ★ A total of 145 Commodores have been selected all-time in the MLB Draft including 73 in the first 10 rounds.

HONORING NO. 41 DONNY EVERETT

- ★ Vanderbilt continues to honor the memory of **Donny Everett**, who tragically passed away in a drowning accident the day before the Commodores opened the 2016 NCAA Nashville Regional.
- ★ The Donny Everett Scholarship was established during the 2016 school year. Everett's memory lives on with the display of No. 41 on the field and with the No. 41 flag among the major league players in right field.
- ★ Everett was the 2015 Tennessee Gatorade Player of the Year and one of the highest-rated players in the nation to attend college. He turned down the Milwaukee Brewers as a 29th round draft pick to join Vanderbilt.

TOUGH TESTS ABUNDANT IN 2018

- ★ Vanderbilt plays 12 teams that reached the 2017 NCAA Tournament for a total of 22 games, including Auburn (3), Florida (3), Houston, Kentucky (3), LSU (3), Long Beach State, Louisville, Mississippi State (3), Sam Houston State, TCU, Tennessee Tech and UCLA. Of the 12 teams, eight reached the NCAA Super Regionals.
- ★ The schedule also includes 18 games against squads that racked up 40-plus victories a season ago:

2018 Opponent	'17 Record	NCAA Round
Florida (3)	52-19	CWS Champions
Houston (1)	42-21	Regional
Kentucky (3)	43-23	Super Regional
Long Beach State (1)	42-20-1	Super Regional
Louisville (1)	53-12	CWS
LSU (3)	52-20	CWS Finals
Mississippi State (3)	40-27	Super Regional
Sam Houston State (1)	44-23	Super Regional
TCU (1)	50-18	CWS
Tennessee Tech (1)	41-21	Regional

VANDY SLATED FOR 12 NATIONAL TV APPEARANCES

★ Vanderbilt will not be hard to find this season as the Commodores will be televised nationally 11 times on the ESPN family of networks and once on the PAC-12 Network. Another 28 matchups will be streamed via the SEC Network+.

March 10	at USC	6 p.m.	PAC-12N
March 16	at Mississippi State	6 p.m.	SECN
March 23	LSU	8 p.m.	ESPNU
March 24	LSU	7:30 p.m.	ESPNU
March 25	LSU	12 p.m.	ESPN2
March 31	at Florida	11 a.m.	ESPNU
April 1	at Florida	11 a.m.	SECN
April 5	Georgia	6 p.m.	ESPNU
April 15	Ole Miss	4 p.m.	ESPNU
April 19	at Missouri	7 p.m.	ESPNU
May 1	Louisville	6 p.m.	SECN
May 13	at Tennessee	11 a.m.	SECN

WEEKEND REVIEW: VANDERBILT TAKES SERIES VS. UGA

- ★ **April 5, 2018** - Vanderbilt suffered its sixth-consecutive loss on Thursday night, falling 3-2 in the series opener against Georgia ... The Commodores took a 2-0 lead into the eighth inning, but a pair of Commodore errors and two walks helped Georgia score three runs despite just one hit in the frame.
- ★ **April 6, 2018** - Vanderbilt rode the arm of right-hander **Chandler Day** and busted through with a three-run fourth to snap a six-game losing streak and defeat No. 16 Georgia, 5-3 on Friday ... The Dores overcame a one-run deficit, scoring three times in the fourth on one-out RBI-base hits from **Stephen Scott, Connor Kaiser** and **Harrison Ray**.
- ★ **April 7, 2018** - Vanderbilt broke through offensively, roughing up Georgia with four runs in the fifth and three more in the seventh as part of a series-clinching 8-3 victory on Saturday afternoon ... The Commodores smacked 12 hits, including five in the fifth, highlighted by aggressiveness at the plate and on the base paths to jump ahead 5-1.

COMMODORES PACE THE SEC SINCE 2006

- ★ Vanderbilt has paced the Southeastern Conference in several categories since the start of the 2006 season. During that span, the Commodores rank first in overall wins (559) and NCAA Tournament wins (48). Vandy is tied with Florida and South Carolina for a league-leading six NCAA Super Regional appearances since 2006.

Rank	Team	Overall Wins	Rank	Team	NCAA Tournament Wins
1.	Vanderbilt	558	1.	Vanderbilt	48
2.	LSU	513	t-2.	Florida	46
3.	South Carolina	508	t-2.	LSU	46
4.	Florida	481	4.	South Carolina	45
5.	Arkansas	455	5.	Mississippi State	24

NOTABLE SUCCESS FROM 2007-17

- ★ The Commodores reined in a new era of dominance in 2007, posting a 54-13 record and impressive 22-8 mark in SEC play. The 2007 team set a school record for wins (54) while winning the SEC regular season and tournament titles. Below is a look at a pair of notable categories since the start of that season.

Rank	Team	First-Round Draft Picks	Rank	Team	College World Series
1.	Vanderbilt	9	1.	Florida	4
t-2.	Florida	5	t-2.	Vanderbilt	3
t-2.	LSU	5	t-2.	LSU	3
4.	Arkansas	4	t-2.	South Carolina	3
5.	Tennessee	3	t-2.	Arkansas	3

UP NEXT IN THE SEC: DORES HOST OLE MISS

- ★ Vanderbilt hosts Ole Miss, beginning next Friday for three games as part of the fifth weekend of SEC action.
- ★ The Commodores dropped 2-of-3 a season ago in Oxford, Miss. and have lost the last two series to the Rebels. Ole Miss leads the all-time series, 56-54-2 and owns a 21-19-0 edge during the series in the **Tim Corbin** era (2003-present).
- ★ Vandy has lost six of the last eight matchups since sweeping Ole Miss during the 2013 season.

TREND SETTERS

- ★ Vanderbilt has displayed a consistent ability on the base paths and striking out hitters. The Commodores are first in both categories this season. Vandy has finished first or second in the league four times over the last six years in stolen bases while leading the SEC in strikeouts-per-nine-innings twice in the last four years.

Year	SEC Rank	Stolen Bases	Year	SEC Rank	Strikeouts per Nine Inn.
2018	1st	62	2018	1st	10.2
2017	7th	54	2017	8th	8.8
2016	3rd	88	2016	3rd	9.7
2015	2nd	106	2015	1st	9.6
2014	1st	120	2014	1st	8.9
2013	1st	139	2013	2nd	7.9
2012	2nd	92	2012	8th	7.4

SEC TEAM LEADERBOARD

BATTING AVERAGE

1.	Kentucky	.318
2.	Arkansas	.311
3.	Ole Miss	.301
4.	Florida	.295
5.	LSU	.290
6.	Georgia	.287
7.	Texas A&M	.285
8.	Auburn	.281
9.	Missouri	.279
10.	Vanderbilt	.270
11.	Alabama	.270
12.	South Carolina	.268
13.	Mississippi State	.259
14.	Tennessee	.257

EARNED RUN AVERAGE

1.	Missouri	2.77
2.	Texas A&M	2.79
3.	Alabama	2.81
4.	Florida	3.07
5.	Ole Miss	3.14
6.	Arkansas	3.28
7.	Georgia	3.54
8.	Vanderbilt	3.56
9.	Mississippi State	3.57
10.	Auburn	3.75
11.	LSU	3.81
12.	South Carolina	4.32
13.	Tennessee	4.35
14.	Kentucky	5.05

FIELDING PERCENTAGE

1.	Vanderbilt	.984
2.	Florida	.983
3.	Missouri	.982
4.	LSU	.982
5.	South Carolina	.979
6.	Ole Miss	.979
7.	Alabama	.978
8.	Georgia	.978
9.	Mississippi State	.973
10.	Kentucky	.973
11.	Texas A&M	.972
12.	Auburn	.972
13.	Arkansas	.971
14.	Tennessee	.968

2018 SEC STANDINGS

SEC - EAST	SEC	PCT.	GB	ALL	PCT.
Florida	9-3	0.750	-	28-6	0.824
Georgia	8-4	0.667	1.0	23-9	0.719
<b>Vanderbilt</b>	<b>7-5</b>	<b>0.583</b>	<b>2.0</b>	<b>19-13</b>	<b>0.594</b>
Missouri	6-6	0.500	3.0	23-9	0.719
Kentucky	5-7	0.417	4.0	22-10	0.688
Tennessee	5-7	0.417	4.0	19-14	0.576
South Carolina	5-7	0.417	4.0	18-14	0.563

SEC - WEST	SEC	PCT.	GB	ALL	PCT.
Arkansas	8-4	0.667	-	24-9	0.727
Ole Miss	7-5	0.583	1.0	27-6	0.818
LSU	6-6	0.500	2.0	20-13	0.606
Texas A&M	5-7	0.417	3.0	23-9	0.719
Alabama	5-7	0.417	3.0	20-13	0.606
Auburn	4-8	0.333	4.0	23-10	0.697
Mississippi State	4-8	0.333	4.0	17-16	0.515

SEC MIDWEEK SCHEDULE (ALL TIMES CENTRAL)

TUESDAY, APRIL 10

Florida at Florida State	5:00 p.m.
UT Martin at Tennessee	5:30 p.m.
Georgia at Clemson	5:30 p.m.
UAB at Alabama	6:00 p.m.
The Citadel at South Carolina	6:00 p.m.
Texas at Texas A&M	6:00 p.m.
Southern Miss at Ole Miss	6:00 p.m.
Auburn at Samford	6:00 p.m.
Louisiana Tech at LSU	6:30 p.m.
Western Kentucky at Vanderbilt	6:30 p.m.
Grambling at Arkansas	6:30 p.m.
Missouri at Missouri State	6:30 p.m.

WEDNESDAY, APRIL 11

UT Martin at Tennessee	3:00 p.m.
Kentucky at Western Carolina	4:00 p.m.
Mississippi State at Alabama State	6:00 p.m.

SEC PLAYERS OF THE WEEK (VANDERBILT PLAYERS)

2018 SEASON

March 26, 2018	_____	Pitcher	_____	Mason Hickman
March 12, 2018	_____	Freshman	_____	Jayson Gonzalez

TUESDAY PROBABLE STARTER



#39 JAKE EDER

- ★ Freshman ★ LHP ★ 6-4 ★ 210
- ★ Ocean Ridge, Fla. ★ Calvary Christian Academy
- ★ **LAST START:** April 3, 2018 at Middle Tennessee - Loss, 5.0 IP, 6 H, 3 R, 3 ER, 3 BB, 6 K
- ★ **2018 SEASON:** 1-3, 4.08 ERA, 7 GS, 7 APP, 28.2 IP, 19 H, 14 R, 13 ER, 11 BB, 32 K
- ★ **CAREER:** Same

THOUGHTS FROM HEAD COACH TIM CORBIN

"When you see Jake throw, it doesn't take long to realize he has a bright future on the mound. Maturity, time and investment will dictate his progression through our program. Jake is certainly very serious about what he is doing... when he is training, he is single-minded and very deliberate."

TODAY'S START:

... is making his eighth collegiate start and first at home since March 14  
 ... is searching for his second victory and first since Feb. 21  
 ... is making his second-straight start vs. a Conference USA opponent

2018 SEASON

... is one of two Vanderbilt freshman hurlers to make a start this season  
 ... has limited opponents to a .188 batting average in 28.2 innings  
 ... did not allow a hit in five innings at Long Beach State on March 7  
 ... struck out a season-high seven batters at Long Beach on March 7  
 ... saddled with the no decision against Indiana State on Feb. 28  
 ... earned the win in his collegiate debut on Feb. 21 vs. Presbyterian  
 ... held Presbyterian to one hit in four scoreless innings on Feb. 21

HIGH SCHOOL

... lettered three years at Delray Beach Atlantic and one year at Calvary Christian Academy under coach Alan Kunkel  
 ... helped the Eagles to the Class 4A Florida State semifinals as a senior  
 ... helped Eagles to the Florida Class 8A Regional Finals as a junior  
 ... during junior season was named an Under Armour All-American  
 ... was named a MaxPreps Top 50 Junior in the country as a junior



SEASON/CAREER HIGHS

Innings Pitched: \_\_\_\_\_ 5.0, 3x, last at MTSU (4/3/18)  
 Strikeouts: \_\_\_\_\_ 7, at Long Beach State (3/7/18)  
 Hits Allowed: \_\_\_\_\_ 6, 2x, last at MTSU (4/3/18)  
 Walks Allowed: \_\_\_\_\_ 4, at Long Beach State (3/7/18)  
 Runs Allowed: \_\_\_\_\_ 4, vs. Indiana State (2/28/18)  
 Pitches: \_\_\_\_\_ 92, at MTSU (4/3/18)

CAREER STATS

YEAR	ERA	W-L	APP	GS	CG	SHO	SV	IP	H	R	ER	BB	SO	2B	3B	HR	BF	BAvg	WP	HBP	BK	SFA	SHA
2018	4.08	1-3	7	7	0	0	0	28.2	19	14	13	11	32	3	0	4	116	.188	2	1	0	1	2
<b>TOTAL</b>	<b>4.08</b>	<b>1-3</b>	<b>7</b>	<b>7</b>	<b>0</b>	<b>0</b>	<b>0</b>	<b>28.2</b>	<b>19</b>	<b>14</b>	<b>13</b>	<b>11</b>	<b>32</b>	<b>3</b>	<b>0</b>	<b>4</b>	<b>116</b>	<b>.188</b>	<b>2</b>	<b>1</b>	<b>0</b>	<b>1</b>	<b>2</b>

2018 GAME-BY-GAME STATS

Date	OPPONENT	GS	IP	H	R	ER	BB	SO	2B	3B	HR	WP	BK	HBP	IBB	Final	W-L	SV	ERA	NP
Feb 21	PRESBYTERIAN	*	4.0	1	0	0	0	4	0	0	0	0	0	1	0	15-2	1-0	0	0.00	45
Feb 28	INDIANA STATE	*	5.0	3	4	4	1	5	0	0	2	0	0	0	0	8-5	1-0	0	4.00	72
Mar 07	Long Beach State	*	5.0	0	0	0	4	7	0	0	0	0	0	0	0	3-4	1-0	0	2.57	76
Mar 14	EASTERN KY.	*	1.0	1	2	1	1	1	0	0	0	0	0	0	0	5-6	1-1	0	3.00	19
Mar 21	vs. Belmont	*	4.1	2	2	2	2	4	2	0	0	1	0	0	0	5-8	1-2	0	3.26	75
Mar 27	vs. Lipscomb	*	4.1	6	3	3	0	5	1	0	1	0	0	0	0	1-5	1-3	0	3.80	69
Apr 03	at MTSU	*	5.0	6	3	3	3	6	0	0	1	1	0	0	0	3-4	1-3	0	4.08	92
<b>Totals</b>			<b>7</b>	<b>28.2</b>	<b>19</b>	<b>14</b>	<b>13</b>	<b>11</b>	<b>32</b>	<b>3</b>	<b>0</b>	<b>4</b>	<b>2</b>	<b>0</b>	<b>0</b>	<b>40-34</b>	<b>1-3</b>	<b>0</b>	<b>4.08</b>	<b>--</b>

### DORES RANKED TOP 10 PRESEASON ONCE AGAIN

- ★ For an eighth-straight season, Vanderbilt was situated in the Top 10 rankings during the preseason. The Commodores are currently ranked in all six polls including as high as No. 14 by Baseball America.
- ★ The preseason rankings follow the Commodores' fourth NCAA Super Regional appearance in five seasons a year ago. Vandy concluded 2017 ranked as high as No. 14 per Baseball America.

### WHAT'S BACK IN 2018: OFFENSE

- ★ The Dores bring back five position players who started at least 50 percent of the games (31 of 62) for last season's NCAA Super Regional team — **Julian Infante** (62), **JJ Bleday** (48), **Ethan Paul** (52), **Connor Kaiser** (59) and **Stephen Scott** (31). Players **Harrison Ray** (17) and **Alonzo Jones** (25) started at least 10.

Category	'18 Ret.	'17 Total	Pct. Back
Runs Batted In	176	379	46.4%
Doubles	60	114	52.6%
Triples	6	17	35.2%
Home Runs	22	51	43.1%
Hits	299	599	49.9%
At Bats	1158	2141	54.0%
Runs	213	409	52.0%
Stolen bases	17	54	31.4%

### WHAT'S BACK IN 2018: PITCHING

- ★ The Commodores bring back seven pitchers with experience from last season. Four pitchers logged starts on the mound in 2017 — **Patrick Raby** (16), **Drake Fellows** (10), **Chandler Day** (12) and **Maddux Conger** (3).

Category	'18 Ret.	'17 Total	Pct. Back
Appearances	116	213	54.4%
Victories	25	36	69.4%
Starts	41	62	66.1%
Strikeouts	307	544	56.4%
Innings Pitched	326.1	558.2	58.4%
Saves	1	12	8.3%

### VANDERBILT IN NATIONAL RANKINGS

DATE	BA	NCBWA	CB	USA	D1	PG
PS	18	15	6	10	14	NR
Feb. 19	18	11	6	10	13	23
Feb. 26	18	10	5	10	12	17
Mar. 5	21	14	10	14	15	19
Mar. 12	14	14	11	13	13	15
Mar. 19	9	8	5	7	8	11
Mar. 26	8	9	4	8	8	10
Apr. 2	14	16	17	16	15	15
Apr. 9	14	16	20	16	15	15
Apr. 16						
Apr. 23						
Apr. 30						
May 7						
May 14						

### NATIONAL POLLS


- BA \_\_\_\_\_ Baseball America
- CB \_\_\_\_\_ Collegiate Baseball
- NCBWA \_\_\_\_\_ National Collegiate Baseball Writers Association
- USA \_\_\_\_\_ USA Today Coaches
- PG \_\_\_\_\_ Perfect Game
- D1 \_\_\_\_\_ D1Baseball.com

### HIGHEST RANKING THIS SEASON

Poll	Date	Ranking
Collegiate Baseball	March 26	4

## NATIONAL RANKINGS

BASEBALL AMERICA (April 9)	COLLEGIATE BASEBALL (April 9)	NCBWA (April 9)	USA TODAY COACHES (April 9)	PERFECT GAME (April 9)	D1BASEBALL (April 9)
1. Florida	1. Florida	1. Florida	1. Florida	1. Florida	1. Florida
2. NC State	2. NC State	2. Arkansas	2. Stanford	2. NC State	2. Stanford
3. Stanford	3. Clemson	3. Stanford	3. Arkansas	3. Stanford	3. Arkansas
4. Arkansas	4. Duke	4. Texas Tech	t-4. Texas Tech	4. Ole Miss	4. NC State
5. Ole Miss	5. UCLA	5. Ole Miss	t-4. Ole Miss	5. Texas Tech	5. Ole Miss
6. Texas Tech	6. Stanford	6. NC State	6. NC State	6. Arkansas	6. Texas Tech
7. Clemson	7. Arkansas	7. Oregon State	7. Oregon State	7. Oregon State	7. East Carolina
8. East Carolina	8. Oregon State	8. Clemson	8. Clemson	8. Clemson	8. Kentucky
9. Florida State	9. Ole Miss	9. Kentucky	9. East Carolina	9. Kentucky	9. Oregon State
10. Duke	10. Georgia	10. Florida State	10. Florida State	10. Duke	10. Indiana
11. Oregon State	11. Oklahoma	11. East Carolina	11. Kentucky	11. Indiana	11. Clemson
12. Southern Miss	12. North Carolina	12. Indiana	12. Duke	12. Florida State	12. Florida State
13. Kentucky	13. Florida State	13. Duke	13. Indiana	13. Oklahoma	13. Southern Miss
14. <b>Vanderbilt</b>	14. Texas Tech	14. Southern Miss	14. UCLA	14. Southern Miss	14. Duke
15. Oklahoma	15. Indiana	15. UCLA	15. Southern Miss	15. <b>Vanderbilt</b>	15. <b>Vanderbilt</b>
16. Indiana	16. Michigan	16. <b>Vanderbilt</b>	16. <b>Vanderbilt</b>	16. East Carolina	16. Oklahoma
17. Coastal Carolina	17. Texas	17. Georgia	17. Oklahoma	17. UCLA	17. UCLA
18. UCLA	18. Illinois	18. Oklahoma	18. Georgia	18. Texas A&M	18. Georgia
19. LSU	19. East Carolina	19. Texas A&M	19. Texas A&M	19. Florida Atlantic	19. Missouri State
20. North Carolina	20. <b>Vanderbilt</b>	20. Wichita State	20. Wichita State	20. North Carolina	20. Wichita State
21. Georgia	21. Louisville	21. Coastal Carolina	21. Coastal Carolina	21. Auburn	21. North Carolina
22. Texas A&M	22. Texas A&M	22. LSU	22. North Carolina	22. LSU	22. Texas A&M
23. Auburn	23. LSU	23. North Carolina	23. Auburn	23. Sam Houston State	23. LSU
24. Texas	24. Missouri State	24. Missouri State	24. LSU	24. Missouri	24. Coastal Carolina
25. Dallas Baptist	25. Tennessee Tech	25. Auburn	25. Missouri State	25. Georgia	25. Louisiana Tech
	26. Sam Houston State	26. Florida Atlantic			
	27. Florida Gulf Coast	27. Texas			
	28. Nevada	28. Missouri			
	29. Coastal Carolina	29. Louisiana Tech			
	30. Wichita State	30. Tennessee Tech			



## HAWKINS FIELD

### TOP-10 ATTENDANCE MARKS - SINGLE GAME

	Attendance	Opponent	Date
1.	3,700	Tennessee	May 16, 2009
		Tennessee	May 15, 2009
		Florida	April 4, 2009
4.	3,693	Arkansas	May 22, 2010
5.	3,645	Tennessee	April 29, 2011
6.	3,626	24 games - most recent listed	
		Florida	April 15, 2017
		Florida	April 14, 2017
		Auburn	May 21, 2016
		Kentucky	April 17, 2016
		Kentucky	April 16, 2016
		South Carolina	April 2, 2016

### TOP 3-GAME SERIES ATTENDANCE

	Attendance	Opponent	Dates
1.	10,878	Florida	May 7-9, 2015
		Stanford*	June 6-8, 2014
3.	10,661	Tennessee	March 27-29, 2015
4.	10,640	Kentucky	April 15-17, 2016
5.	10,636	South Carolina	March 31-April 2, 2016
6.	10,582	Mississippi State	March 18-20, 2016
7.	10,528	Georgia	April 29-May 1, 2016
8.	10,400	Florida	April 13-15, 2017
9.	10,338	Tennessee	May 14-16, 2009
10.	10,277	Ole Miss	April 9-11, 2015

^ - NCAA Regional \* - NCAA Super Regional

### HAWKINS FIELD FACTS

- ★ Officially dedicated April 27, 2002
- ★ Capacity (3,626) – 2,200 chairback seats; 1,426 bleacher seats
- ★ Dimensions: LF-310; CF-400; RF-330; Alleys-375
- ★ Since 2007 Vanderbilt is 318-93-1 (.773) at Hawkins Field.
- ★ There have been 110 total sellouts in the stadium's history.
- ★ .736 all-time VU winning percentage (426-152-1) at The Hawk.

### YEARLY ATTENDANCE - NCAA RANKINGS

YEAR	DATES	TOTAL	RANK	AVERAGE
2014	40	112,426	23rd	2,811
2015	32	91,144	21st	2,848
2016	36	110,239	17th	3,062
2017	33	92,286	24th	2,797

### MISCELLANEOUS RECORDS

- ★ Most Wins in a Season \_\_\_\_\_ 34 (2007, 2013)
- ★ Longest Win Streak \_\_\_\_\_ 15 games (2/18-3/16/07)
- ★ Longest Game (Time) \_\_\_\_\_ 5:33 vs. Louisville (5/11/10)
- ★ Longest Game (Innings) \_\_\_\_\_ 17.0 vs. Louisville (5/11/10)

### A BRIEF RUN DOWN: HAWKINS FIELD

Hawkins Field serves as the home of the Vanderbilt Commodores and with recently completed facilities it stands as one of the top college baseball parks in the country. Now in its 16th season of existence, greets fans with chairback seats close to the field of play with bleacher seating in the outfield.

Nestled alongside Vanderbilt Stadium and Memorial Gymnasium on the west end of campus, the ballpark was constructed as the Commodores' first baseball-only facility in school history. It was built near the exact location of McGugin Field, which served as baseball's home field for 76 years and part-time football practice field.



**THE TIM CORBIN FILE**

Personal

Tim Carter Corbin  
 \_\_\_\_\_ Born: Aug. 5, 1961, at Wolfeboro, N.H.  
 \_\_\_\_\_ Hometown: Wolfeboro, N.H.  
 \_\_\_\_\_ Family: Maggie (wife), daughters Molly and Hannah

Education

Ohio Wesleyan  
 \_\_\_\_\_ Master of Arts in Athletic Administration, 1986  
 \_\_\_\_\_ Bachelor of Arts in Physical Education, 1984

Playing Experience

Ohio Wesleyan  
 \_\_\_\_\_ Four-year letterman as an infielder and catcher

Coaching Experience

Vanderbilt Commodores  
 Head Coach (2003-present)  
 \_\_\_\_\_ 665-328-1 record (.669)  
 \_\_\_\_\_ Highest winning % all-time among VU coaches  
 \_\_\_\_\_ All-time winningest coach in program history  
 \_\_\_\_\_ 2014 College World Series Champions  
 \_\_\_\_\_ 2014 national coach of the year  
 \_\_\_\_\_ 2015 College World Series Runner-Up  
 \_\_\_\_\_ Three CWS Appearances (2011, 2014, 2015)  
 \_\_\_\_\_ 12-Straight NCAA Tournament appearances  
 \_\_\_\_\_ Record-setting 26 SEC wins in 2013  
 \_\_\_\_\_ 55 pitchers taken in MLB Draft during Corbin era  
 \_\_\_\_\_ 15 First-Round MLB Draft picks in Corbin era  
 \_\_\_\_\_ D1Baseball.com's No. 1 program in 2015  
 \_\_\_\_\_ D1Baseball.com's No. 2 program in 2017  
 \_\_\_\_\_ 2007 SEC regular season and tournament champs  
 \_\_\_\_\_ Three SEC regular season titles (2007, 2011, 2013)

Clemson Tigers

Associate Head Coach (2001-02)  
 Assistant Head Coach (1998-01)  
 Assistant Coach (1994-98)  
 \_\_\_\_\_ Fourth-winningest program nationally from 1994-02  
 \_\_\_\_\_ Nine NCAA Tournament appearances  
 \_\_\_\_\_ Four CWS appearances (1995, 1996, 2000, 2002)  
 \_\_\_\_\_ Recruited nine-straight top-25 Classes  
 \_\_\_\_\_ 20 players earned All-America status

Presbyterian Blue Hose

Head Coach (1988-93)  
 \_\_\_\_\_ Led restart of dormant program  
 \_\_\_\_\_ Led transition from NAIA to NCAA Division II  
 \_\_\_\_\_ 106-138 overall record

Wofford

Assistant Coach (1987)

Ohio State Buckeyes

Graduate Assistant Coach (1985-86)



In his 16th season at Vanderbilt, Tim Corbin has transformed Vanderbilt into one of the national powers of college baseball and taken the program to unprecedented success winning the school's first-ever men's national title in 2014.

Corbin's owns a 665-328-1 (.669) at Vanderbilt and became the program's all-time winningest coach on March 4. He is also first in winning percentage for coaches with 100 games or more.

Under Corbin, Vanderbilt boasts the Southeastern Conference's longest streak of consecutive NCAA Tournament appearances at 12. The Doers have advanced to a Super Regional in four of the last five years.

In 2015, Vanderbilt returned to the College World Series for the third time in five years with team's fourth 50-win season in the last four making it back to the CWS Finals before losing in three games to Virginia. The Doers captured the SEC East with a 20-10 mark.

The 2014 Commodores topped Virginia in the College World Series finals in three games to claim the title in just the Doers' second trip to Omaha. For the third time in four years Vandy hosted NCAA Regionals and Super Regionals, topping Oregon in the Regional final and Stanford in the Super Regionals.

Vanderbilt's 2013 team was one for the ages as the Commodores matched the school record with a 54-12 record and smashed the SEC record with a 26-3 mark to win the league title.

Year	Overall	Conf.	Place	Home	Road	Neutral	SEC Tourn	NCAA
2003	27-28	14-16	T-6th	19-10	6-14	2-4	0-2	--
2004	45-19	16-14	7th	28-5	11-11	6-3	3-1	3-2
2005	34-21	13-17	8th	23-12	11-9	0-0	--	--
2006	38-27	16-14	6th	23-12	10-11	5-4	3-2	2-2
2007	54-13	22-8	1st	34-4	12-8	8-1	5-1	3-2
2008	41-22	15-14	T-4th	22-9	12-9	7-4	3-2	1-2
2009	37-27	12-17	8th	22-11	10-14	5-3	3-1	3-2
2010	46-20	16-12	5th	27-6	13-11	6-3	1-2	5-3
2011	54-12	22-8	T-1st	33-4	16-5	5-3	3-1	7-2
2012	35-28	16-14	T-5th	22-12	7-13	6-3	5-1	2-2
2013	54-12	26-3	1st	34-7	17-3	3-2	3-2	3-3
2014	51-21	17-13	6th	31-10	13-7	7-4	1-2	10-3
2015	51-21	20-10	2nd	28-8	15-7	8-6	3-2	9-2
2016	43-19	18-12	6th	31-7	9-10	3-2	2-2	0-2
2017	36-25-1	15-13-1	6th	21-11-1	10-12	5-2	0-1	3-3
2018	19-13	7-5	--	13-4	4-5	2-4	--	--
<b>Career</b>	<b>665-328-1</b>	<b>265-190-1</b>	<b>--</b>	<b>411-132-1</b>	<b>176-149</b>	<b>78-48</b>	<b>35-22</b>	<b>51-30</b>

**ASSISTANT COACHES**



**SCOTT BROWN**  
 Assoc. Head Coach



**MIKE BAXTER**  
 Assistant Coach



**DAVID MACIAS**  
 Volunteer Assistant

## 2018 BATTER NOTES

**9 ★ Garrett Blaylock ★ Freshman**

IF ★ T.C. Roberson HS ★ Asheville, N.C.

**HITTING CAREER HIGHS**

Hits: \_\_\_\_\_ 1, 3x, last vs. Austin Peay (2/27/18)  
 Runs: \_\_\_\_\_ 2, vs. Presbyterian (2/21/18)  
 RBI: \_\_\_\_\_ 2, vs. UMass-Lowell (2/23/18)  
 Walks: \_\_\_\_\_  
 HRs: \_\_\_\_\_  
 Strikeouts: \_\_\_\_\_ 1, 4x, last at Florida (3/31/18)  
 Stolen Bases: \_\_\_\_\_

**NOTES**

- ★ Has appeared in 11 games off the bench including six pinch-hitting roles
- ★ Last appearance was April 5 against Georgia as a pinch runner
- ★ Is batting .300 (3-for-10) with three runs and four RBIs in 11 games
- ★ Drove in a season-high two runs in a 1-for-1 performance vs. UMass-Lowell on Feb. 23
- ★ Lettered four years at T.C. Roberson High School
- ★ Helped the Rams to a North Carolina State Championship as a senior
- ★ State championship MVP and Co-Conference Player of the Year as a senior

**51 ★ JJ Bleday ★ Sophomore**

OF ★ A. Crawford Mosley HS ★ Panama City Beach, Fla.

**HITTING CAREER HIGHS**

Hits: \_\_\_\_\_ 3, 4x, last vs. Eastern Kentucky (3/14/18)  
 Runs: \_\_\_\_\_ 2, 4x, last at Clemson (6/5/17)  
 RBI: \_\_\_\_\_ 3, 3x, last vs. St. Mary's (3/10/17)  
 Walks: \_\_\_\_\_ 3, 2x, last vs. Belmont (3/21/18)  
 HRs: \_\_\_\_\_ 1, 5x, last vs. Houston (3/4/18)  
 Strikeouts: \_\_\_\_\_ 2, 7x, last vs. LSU (3/25/18)  
 Stolen Bases: \_\_\_\_\_ 1, at Mississippi State (3/17/18)

**NOTES**

- ★ Has not appeared in a game since March 27 against Lipscomb due to injury
- ★ Team leader with a .372 batting average (29-for-78) in 24 games including 21 starts
- ★ Has reached base in a team-leading 13-straight games dating to March 4 vs. Houston
- ★ Has scored 14 runs and drawn 13 walks
- ★ Boasts nine multi-hit games including seven in the last 14 outings
- ★ Started 48 games and made 51 appearances as a freshman in 2017
- ★ Racked up 56 total bases and drove in 22 RBIs while batting .256 in 2017
- ★ Third team All-American by Rawlings-Perfect Game at A. Crawford Mosley H.S.
- ★ Lettered four years in baseball, two years in golf and two in swimming
- ★ Names 'speaking Russian' as his oddest talent

**5 ★ Philip Clarke ★ Freshman**

C ★ Christ Presbyterian Academy ★ Franklin, Tenn.

**HITTING CAREER HIGHS**

Hits: \_\_\_\_\_ 3, 2x, last vs. Georgia (4/5/18)  
 Runs: \_\_\_\_\_ 2, vs. UMass-Lowell (2/25/18)  
 RBI: \_\_\_\_\_ 3, 3x, last vs. Presbyterian (2/2/18)  
 Walks: \_\_\_\_\_ 4, vs. UMass-Lowell (2/23/18)  
 HRs: \_\_\_\_\_ 1, 2x, last at Florida (3/30/18)  
 Strikeouts: \_\_\_\_\_ 2, 3x, last at Mississippi State (3/17/18)  
 Stolen Bases: \_\_\_\_\_ 2, vs. UMass-Lowell (2/25/18)

**NOTES**

- ★ Has appeared in 28 games including 20 starts with the last five at designated hitter
- ★ Has recorded 11 hits in the last eight games including five last weekend vs. UGA
- ★ Boasts eight multi-hit games and recorded at least one hit in 20 games
- ★ Drove in a combined nine runs in first four appearances as a freshman
- ★ Reached base five times including four walks vs. UMass-Lowell on Feb. 23
- ★ Named No. 36 in SEC among D1Baseball.com's top prospects for the 2019 draft
- ★ Lettered four years at Christ Presbyterian Academy in Franklin, Tenn.
- ★ Helped lead the Lions to a runner-up finish in the Tennessee state tournament
- ★ Tennessean Baseball Player of the Year and 2017 Class AA Mr. Baseball as a senior
- ★ Team Tennessee member with teammates Aaron Brown and Mason Hickman in 2016
- ★ Says if he wasn't playing baseball he would be an astronaut

**3 ★ Cooper Davis ★ Freshman**

OF ★ St. Aloysius Gonzaga HS ★ Mississauga, Ontario

**HITTING CAREER HIGHS**

Hits: \_\_\_\_\_ 1, 2x, last vs. Georgia (4/7/18)  
 Runs: \_\_\_\_\_ 1, 3x, last vs. Georgia (4/7/18)  
 RBI: \_\_\_\_\_ 1, 3x, last vs. Georgia (4/5/18)  
 Walks: \_\_\_\_\_ 1, 2x, last vs. Georgia (4/5/18)  
 HRs: \_\_\_\_\_  
 Strikeouts: \_\_\_\_\_ 1, vs. Georgia (4/7/18)  
 Stolen Bases: \_\_\_\_\_ 1, vs. Georgia (4/7/18)

**NOTES**

- ★ Started twice in the Georgia series after last making an appearance on Feb. 27
- ★ Has drive in three runs in six games with last coming on April 5 against Georgia
- ★ Stole first-career base and went 1-for-3 with one run last time out vs. Georgia
- ★ Went 1-for-2 with one run in collegiate debut on Fe. 21 against Presbyterian
- ★ Lettered four years at St. Aloysius Gonzaga in Mississauga, Ontario
- ★ Named Perfect Game Canada/Puerto Rico Region High School Senior first-team
- ★ Played for the Canadian Jr. National U18 Team in 2017

**18 ★ Pat DeMarco ★ Freshman**

OF ★ Winder-Barrow HS ★ Staten Island, N.Y.

**HITTING CAREER HIGHS**

Hits: \_\_\_\_\_ 3, 3x, last vs. Presbyterian (2/20/18)  
 Runs: \_\_\_\_\_ 3, vs. Austin Peay (2/27/18)  
 RBI: \_\_\_\_\_ 4, vs. Houston (3/4/18)  
 Walks: \_\_\_\_\_ 2, 2x, last vs. Georgia (4/7/18)  
 HRs: \_\_\_\_\_ 1, 3x, last vs. Georgia (4/6/18)  
 Strikeouts: \_\_\_\_\_ 3, 2x, last at Florida (3/30/18)  
 Stolen Bases: \_\_\_\_\_ 1, 4x, last vs. Austin Peay (2/27/18)

**NOTES**

- ★ Has started all 32 games in the outfield for the Commodores
- ★ Team leader in hits (38) and is second in RBIs (22)
- ★ Has recorded three hits in the last four games after going five-straight without a hit
- ★ Recorded a multi-hit performance in each of his first four starts
- ★ Hit .615 (8-for-13) with five runs against No. 25 Duke on Opening Weekend
- ★ Named No. 35 in SEC among D1Baseball.com's top prospects for the 2019 draft
- ★ Moved from New York to Georgia in high school to focus on year-round baseball
- ★ High school All-American and Georgia Player of the Year at Winder-Barrow H.S.
- ★ Father played baseball for two years at St. John's University

**20 ★ Ty Duvall ★ Sophomore**

C ★ Lebanon HS ★ Lebanon, Ohio

**HITTING CAREER HIGHS**

Hits: \_\_\_\_\_ 3, vs. Western Kentucky (3/14/17)  
 Runs: \_\_\_\_\_ 1, 8x, last at Middle Tennessee (4/03/18)  
 RBI: \_\_\_\_\_ 2, 2x, last vs. UT Martin (4/4/17)  
 Walks: \_\_\_\_\_ 2, vs. UMass-Lowell (2/23/18)  
 HRs: \_\_\_\_\_ 1, at Florida (3/31/18)  
 Strikeouts: \_\_\_\_\_ 2, vs. Austin Peay (2/27/18)  
 Stolen Bases: \_\_\_\_\_

**NOTES**

- ★ Has made two starts at catcher and appeared in 11 games
- ★ Has recorded a combined three hits in his last five appearances
- ★ Last start came on April 3 at Middle Tennessee, going 1-for-2 with a double and a walk
- ★ Appeared in all three games vs. Florida and belted pinch-hit home run on March 31
- ★ Made 17 appearances including four starts during freshman campaign
- ★ Finished with 12 total bases while posting a .516 on base percentage in 2017
- ★ Lettered in baseball for four years at Lebanon High School in Lebanon, Ohio
- ★ Top prospect in the state of Ohio in 2016 according to Perfect Game
- ★ Played summer ball in high school with Andrew Benintendi (Boston Red Sox)

**13 ★ Kiambu Fentress ★ Redshirt Sophomore**

OF ★ Ensworth HS ★ Nashville, Tenn.

**HITTING CAREER HIGHS**

Hits: \_\_\_\_\_ 1, at Middle Tennessee (4/18/17)  
 Runs: \_\_\_\_\_  
 RBI: \_\_\_\_\_ 1, vs. Austin Peay (2/27/18)  
 Walks: \_\_\_\_\_  
 HRs: \_\_\_\_\_  
 Strikeouts: \_\_\_\_\_ 1, 2x, last vs. UMass-Lowell (2/23/18)  
 Stolen Bases: \_\_\_\_\_

**NOTES**

- ★ Has made seven appearances with the last coming on Feb. 27 vs. Austin Peay
- ★ Recorded first-career RBI last time out vs. Austin Peay on Feb. 27
- ★ Has appeared in the outfield in six of his seven appearances off the bench
- ★ Legged out first-career hit at Middle Tennessee on April 18, 2017
- ★ Did not participate in team activities during 2016 season
- ★ Lettered in football and baseball at Ensworth High School in Nashville
- ★ Dad is enshrined in Elon Hall of Fame after All-America career in football

**99 ★ Jayson Gonzalez ★ Freshman**

IF ★ Bishop Amat HS ★ Covina, Calif.

**HITTING CAREER HIGHS**

Hits: \_\_\_\_\_ 4, 2x, last vs. Austin Peay (2/27/18)  
 Runs: \_\_\_\_\_ 2, 2x, last vs. Houston (3/4/18)  
 RBI: \_\_\_\_\_ 5, vs. UMass-Lowell (2/24/18)  
 Walks: \_\_\_\_\_ 1, 7x, last at UCLA (3/9/18)  
 HRs: \_\_\_\_\_ 2, vs. UMass-Lowell (2/24/18)  
 Strikeouts: \_\_\_\_\_ 3, 2x, last at Mississippi State (3/18/18)  
 Stolen Bases: \_\_\_\_\_ 1, vs. Houston (3/4/18)

**NOTES**

- ★ Has made 25 starts at third base and 27 overall appearances as a freshman
- ★ Went 4-for-5 with five RBIs and two home runs on Feb. 24 vs. UMass-Lowell
- ★ Boasts five multi-RBI games and four multi-hit performances
- ★ Named SEC Freshman of the Week on March 12
- ★ In return to California, went 4-for-11 with five RBIs vs. Long Beach, UCLA and TCU
- ★ Father Wallace played baseball in the Atlanta Braves organization
- ★ Brother Wallace played for the Houston Astros organization
- ★ Named All-American, All-State and 2017 National Classic MVP as a senior
- ★ Says if he wasn't playing baseball he would be a strength coach

**17 ★ Walker Grisanti ★ Junior**

OF ★ Christian Brothers HS ★ Collierville, Tenn.

**HITTING CAREER HIGHS**

Hits: \_\_\_\_\_ 2, 4x, last at South Carolina (4/6/17)  
 Runs: \_\_\_\_\_ 3, vs. Xavier (3/12/16)  
 RBI: \_\_\_\_\_ 3, 2x, last vs. Austin Peay (2/27/18)  
 Walks: \_\_\_\_\_ 3, at UCLA (3/9/18)  
 HRs: \_\_\_\_\_ 1, 2x, last vs. Austin Peay (2/27/18)  
 Strikeouts: \_\_\_\_\_ 3, 3x, last at Florida (3/30/18)  
 Stolen Bases: \_\_\_\_\_ 1, 2x, last vs. Lipscomb (3/27/18)

**NOTES**

- ★ Has not recorded a hit in last nine appearances (0-for-20)
- ★ Has drawn 16 walks and worked a free pass in 12 of 19 appearances
- ★ Nine of 10 starts have come in the outfield with the other (March 9) at designated hitter
- ★ Played in 21 games including making a pair of starts during 2017 sophomore season
- ★ Played in 30 games, starting 10, and hitting .349 with 10 RBIs as a freshman in 2016
- ★ Tagged pinch-hit homer in ninth inning to down Texas A&M at 2016 SEC Tournament
- ★ Perfect Game All-American and All-State in 2015 at Christian Brothers High School
- ★ Grandfather, Buddy Soefker, played football at LSU and for the Los Angeles Rams
- ★ Uncle played football at Vanderbilt

**22 ★ Julian Infante ★ Junior**

IF ★ Westminister Christian HS ★ Miami, Fla.

**HITTING CAREER HIGHS**

Hits: \_\_\_\_\_ 4, vs. Belmont (3/22/17)  
 Runs: \_\_\_\_\_ 4, vs. Belmont (3/22/17)  
 RBI: \_\_\_\_\_ 7, vs. Missouri (5/7/17)  
 Walks: \_\_\_\_\_ 3, vs. St. Mary's (3/12/17)  
 HRs: \_\_\_\_\_ 1, 17x, last at Arkansas (5/14/17)  
 Strikeouts: \_\_\_\_\_ 4, 2x, last vs. UMass-Lowell (2/23/18)  
 Stolen Bases: \_\_\_\_\_ 1, at Florida (3/31/18)

**NOTES**

- ★ In midst of 0-for-10 slump after recording three hits in first two games of Florida series
- ★ Has started 26 games at first base and made 27 overall appearances
- ★ Named 2018 preseason All-American by Perfect Game
- ★ Led the Commodores with 66 RBI while boasting a .315 average in 2017
- ★ Drove in a career-best seven runs against Missouri on May 7, 2007
- ★ Hit six home runs in 26 games in the second half of the season in 2016
- ★ Named an All-American by Perfect Game at Westminister Christian High School
- ★ Holds Florida state record for home runs in a single season with BBCOR bats with 13
- ★ Captained high school baseball team as a junior and senior

**8 ★ Alonzo Jones ★ Junior**

OF ★ Columbus HS ★ Columbus, Ga.

**HITTING CAREER HIGHS**

Hits: \_\_\_\_\_ 3, 4x, last vs. Indiana State (2/28/18)  
 Runs: \_\_\_\_\_ 3, 4x, last vs. UMass-Lowell (2/23/18)  
 RBI: \_\_\_\_\_ 5, vs. San Diego (2/21/16)  
 Walks: \_\_\_\_\_ 3, 2x, last vs. UT Martin (4/4/17)  
 HRs: \_\_\_\_\_ 1, 2x, last vs. Austin Peay (2/27/18)  
 Strikeouts: \_\_\_\_\_ 3, 5x, last at South Carolina (4/7/17)  
 Stolen Bases: \_\_\_\_\_ 2, 5x, last vs. Duke (2/18/18)

**NOTES**

- ★ Has recorded a hit in five of the last six games including three straight
- ★ Went 1-for-4 with two runs last time out against Georgia on April 7
- ★ Ranks second on the team with 10 stolen bases
- ★ Made 35 appearances including 25 starts, hitting .221 during 2017 sophomore season
- ★ Named a Freshman All-American by Collegiate Baseball in 2016
- ★ Named a Perfect Game All-American at Columbus High School
- ★ Played in the 2014 Under Armour All-American game and East Coast Pro Showcase
- ★ Set the record for fastest 60-yard dash time on grass (6.17) at Perfect Game

**12 ★ Connor Kaiser ★ Junior**

IF ★ Blue Valley West HS ★ Overland Park, Kan.

**HITTING CAREER HIGHS**

Hits: \_\_\_\_\_ 3, 2x, last at Kentucky (4/2/17)  
 Runs: \_\_\_\_\_ 3, 2x, last vs. UMass-Lowell (2/24/18)  
 RBI: \_\_\_\_\_ 3, vs. UMass-Lowell (2/23/18)  
 Walks: \_\_\_\_\_ 3, 2x, last vs. LSU (3/23/18)  
 HRs: \_\_\_\_\_ 1, vs. South Carolina (5/23/17)  
 Strikeouts: \_\_\_\_\_ 4, at Clemson (6/3/17)  
 Stolen Bases: \_\_\_\_\_ 2, 2x, last vs. UMass-Lowell (2/25/18)

**NOTES**

- ★ Team leader with eight multi-RBI games
- ★ Tied for second on the team with nine multi-hit performances
- ★ Hitting .294 (5-for-17) with three runs and two RBIs in the last five games
- ★ One of three players to appear in all 62 games in 2017
- ★ Fourth on team with 25 walks while posting a .316 on base percentage in 2017
- ★ Dad played baseball at Fort Hays State
- ★ Brother Kyle played baseball at Johnson Community College and Neosho CC
- ★ Two-sport standout in baseball and basketball at Blue Valley West High School
- ★ Earned Rawlings Gold Glove Award in 2013 while at Blue Valley West H.S.

**16 ★ Austin Martin ★ Freshman**

IF ★ Trinity Christian Academy HS ★ Jacksonville, Fla.

**HITTING CAREER HIGHS**

Hits: \_\_\_\_\_ 4, vs. Presbyterian (2/20/18)  
 Runs: \_\_\_\_\_ 2, 8x, last vs. Belmont (3/21/18)  
 RBI: \_\_\_\_\_ 1, 7x, last vs. Georgia (4/7/18)  
 Walks: \_\_\_\_\_ 2, 4x, last vs. Belmont (3/21/18)  
 HRs: \_\_\_\_\_ 1, vs. Duke (2/18/18)  
 Strikeouts: \_\_\_\_\_ 4, vs. Indiana State (2/28/18)  
 Stolen Bases: \_\_\_\_\_ 3, vs. Presbyterian (2/21/18)

**NOTES**

- ★ Team leader in runs scored (26), on-base percentage (.469) and stolen bases (13)
- ★ Enters Tuesday riding a team-high five-game hitting streak
- ★ Tied for second on the team with nine multi-hit games
- ★ Hitting .333 (6-for-18) with four runs and six total bases in the last five games
- ★ Lettered four years in baseball at Trinity Christian Academy
- ★ During senior season was named Rawlings-Perfect Game second-team All-American
- ★ Helped team to the Florida Class 4A State Baseball Championship as a sophomore

**10 ★ Ethan Paul ★ Junior**

IF ★ International School ★ Bellevue, Wash.

**HITTING CAREER HIGHS**

Hits: \_\_\_\_\_ 4, 2x, last vs. UMass-Lowell (2/24/18)  
 Runs: \_\_\_\_\_ 3, 6x, last vs. Austin Peay (2/27/18)  
 RBI: \_\_\_\_\_ 7, vs. UMass-Lowell (2/24/18)  
 Walks: \_\_\_\_\_ 3, vs. Xavier (3/13/16)  
 HRs: \_\_\_\_\_ 2, vs. CSUN (3/5/17)  
 Strikeouts: \_\_\_\_\_ 3, 2x, last vs. LSU (3/23/18)  
 Stolen Bases: \_\_\_\_\_ 2, 3x, last vs. LSU (3/23/18)

**NOTES**

- ★ Team leader in doubles (10), home runs (5) and RBIs (30)
- ★ Second on the team with 56 total bases
- ★ One of three players (Connor Kaiser and Pat DeMarco) to start all 32 games this season
- ★ Tied for second on the team with seven multi-RBI games
- ★ Started 52 games and made 53 appearances, hitting .251 in 2017
- ★ Finished third on the team with 15 doubles in 2017
- ★ 2017 Cape Cod League All-Star with the Orleans Firebirds
- ★ 2016 Freshman All-American by Collegiate Baseball after hitting .305
- ★ Perfect Game All-American in 2014 and 2015 at International School in Bellevue, Wash.

**2 ★ Harrison Ray ★ Sophomore**

IF ★ Lake Brantley HS ★ Longwood, Fla.

**HITTING CAREER HIGHS**

Hits: \_\_\_\_\_ 2, 4x, last vs. Georgia (4/6/18)  
 Runs: \_\_\_\_\_ 2, vs. Missouri (5/7/17)  
 RBI: \_\_\_\_\_ 2, 3x, last vs. Alabama (5/18/17)  
 Walks: \_\_\_\_\_ 2, at Kentucky (4/2/17)  
 HRs: \_\_\_\_\_ 1, vs. Southeastern La. (2/28/17)  
 Strikeouts: \_\_\_\_\_ 2, 6x, last vs. Georgia (4/7/18)  
 Stolen Bases: \_\_\_\_\_ 2, vs. Georgia (4/6/18)

**NOTES**

- ★ Has made four starts this season including last Friday and Saturday vs. Georgia
- ★ Went 2-for-2 with an RBI and a walk on Friday against Georgia
- ★ Utility player who has started in left field on Friday and third base on Saturday
- ★ Made 17 starts and appeared in 32 games as a freshman a season ago
- ★ Went 19-for-78 at the plate, posting a .244 average in 2017
- ★ Father was a high school wrestler and brother plays high school football
- ★ Lettered three years on the baseball team at Lake Brantley High School

**19 ★ Stephen Scott ★ Junior**

OF/C ★ Cardinal Gibbons HS ★ Cary, N.C.

**HITTING CAREER HIGHS**

Hits: \_\_\_\_\_ 3, vs. Duke (2/17/18)  
 Runs: \_\_\_\_\_ 3, 3x, last vs. Duke (2/17/18)  
 RBI: \_\_\_\_\_ 4, 2x, last vs. Georgia (4/7/18)  
 Walks: \_\_\_\_\_ 2, 9x, last vs. Georgia (4/5/18)  
 HRs: \_\_\_\_\_ 1, 7x, last vs. Georgia (4/7/18)  
 Strikeouts: \_\_\_\_\_ 3, vs. UMass-Lowell (2/23/18)  
 Stolen Bases: \_\_\_\_\_ 2, vs. Georgia (4/5/18)

**NOTES**

- ★ Hitting .417 (5-for-12) with two runs, two double and a homer over his last four games
- ★ Went 5-for-10 with five RBIs and two runs against No. 16 Georgia last weekend
- ★ Struck a three-run home run while matching a career-high five RBIs on Saturday vs. UGA
- ★ Has totaled five multi-hit performances and three multi-RBI performances this season
- ★ Hit .227 while scoring 25 runs in 38 games (32 starts) a season ago
- ★ Perfect Game All-American in 2015 at Cardinal Gibbons High School
- ★ Perfect Game All-American in 2015 at Cardinal Gibbons High School
- ★ Captain of his high school football team as a senior in 2014

**43 ★ Tyler Solomon ★ Freshman**

IF ★ Battlefield HS ★ Haymarket, Va.

**HITTING CAREER HIGHS**

Hits: \_\_\_\_\_  
 Runs: \_\_\_\_\_ 1, 2x, last vs. Austin Peay (2/27/18)  
 RBI: \_\_\_\_\_  
 Walks: \_\_\_\_\_ 1, 2x, last vs. Austin Peay (2/27/18)  
 HRs: \_\_\_\_\_  
 Strikeouts: \_\_\_\_\_ 1, 2x, last vs. Presbyterian (2/21/18)  
 Stolen Bases: \_\_\_\_\_

**NOTES**

- ★ Hitting .417 (5-for-12) with two runs, two double and a homer over his last four games
- ★ Went 5-for-10 with five RBIs and two runs against No. 16 Georgia last weekend
- ★ Struck a three-run home run while matching a career-high five RBIs on Saturday vs. UGA
- ★ Has totaled five multi-hit performances and three multi-RBI performances this season
- ★ Hit .227 while scoring 25 runs in 38 games (32 starts) a season ago
- ★ Perfect Game All-American in 2015 at Cardinal Gibbons High School
- ★ Perfect Game All-American in 2015 at Cardinal Gibbons High School
- ★ Captain of his high school football team as a senior in 2014

## 2018 BULLPEN NOTES

## 40 ★ Aaron Brown ★ Freshman

RHP ★ Mt. Juliet HS ★ Mt. Juliet, Tenn.

## PITCHING CAREER HIGHS

Innings Pitched: \_\_\_\_\_ 2.0, vs. Indiana State (2/28/18)  
 Strikeouts: \_\_\_\_\_ 2,2x, last at Mississippi State (3/17/18)  
 Hits Allowed: \_\_\_\_\_ 3, vs. Presbyterian (2/21/18)  
 Walks Allowed: \_\_\_\_\_ 1, 3x, last vs. LSU (3/24/18)  
 Runs Allowed: \_\_\_\_\_ 2, vs. Presbyterian (2/21/18)

## NOTES

- ★ **LAST TIME OUT:** March 24 vs. LSU - 1.0 IP, 0 H, 0 R, 0 ER, 1 BB, 0 K
- ★ Has made six appearances, allowing three runs (two earned) in seven innings
- ★ Held opponents without a run in four of six appearances
- ★ Has recorded at least one punch out in five of six appearances
- ★ Picked up win in relief on Feb. 28 vs. Indiana State (2.0 IP, 1 H, 0 R, 1 BB, 1 K)
- ★ Lettered three years at Mt. Juliet High School
- ★ Member of Team Tennessee alongside teammates Philip Clarke and Mason Hickman

## 21 ★ Tyler Brown ★ Freshman

RHP ★ Olentangy Orange HS ★ Ashland, Ohio

## PITCHING CAREER HIGHS

Innings Pitched: \_\_\_\_\_ 4.0, 2x, last at Mississippi State (3/18/18)  
 Strikeouts: \_\_\_\_\_ 6, 2x, last at Mississippi State (3/18/18)  
 Hits Allowed: \_\_\_\_\_ 6, at Florida (3/31/18)  
 Walks Allowed: \_\_\_\_\_ 1, 4x, last at Middle Tennessee (4/03/18)  
 Runs Allowed: \_\_\_\_\_ 6, at Florida (3/31/18)

## NOTES

- ★ **LAST TIME OUT:** April 7 vs. Georgia - 2.1 IP, 0 H, 0 R, 0 ER, 0 BB, 4 K
- ★ Vanderbilt closer who has logged three saves -- all since March 9
- ★ Has struck out four or more hitters in five of his nine appearances
- ★ Has not allowed a run in five of his nine appearances
- ★ Lettered in baseball four years at Olentangy Orange High School
- ★ Drafted by the Cincinnati Reds in the 26th round of the 2017 MLB Draft

## 42 ★ Maddux Conger ★ Junior

RHP ★ Stephenville HS ★ Stephenville, Texas

## PITCHING CAREER HIGHS

Innings Pitched: \_\_\_\_\_ 5.0, vs. Presbyterian (2/20/18)  
 Strikeouts: \_\_\_\_\_ 6, vs. Evansville (2/22/17)  
 Hits Allowed: \_\_\_\_\_ 7, vs. Southeastern La. (2/28/17)  
 Walks Allowed: \_\_\_\_\_ 5, 2x, last vs. Austin Peay (2/27/18)  
 Runs Allowed: \_\_\_\_\_ 5, 2x, last vs. Austin Peay (2/27/18)

## NOTES

- ★ **LAST TIME OUT:** March 31 at Florida - 0.1 IP, 0 H, 0 R, 0 ER, 0 BB, 0 K
- ★ Has appeared out of the bullpen four-straight times after drawing the start on Feb. 20
- ★ Has struck out 13 hitters in 11.1 innings pitched while walking 10
- ★ Earned the win in lone start vs. Presbyterian on Feb. 20 (5.0 IP, 3 H, 0 R, 2 BB, 5 K)
- ★ Registered 15 appearances including three starts in 2017
- ★ Posted a 2-1 record alongside a 4.96 ERA during 32.2 innings in 2017
- ★ Pitched in nine games, allowing three runs over 11.1 innings in 2016
- ★ Dad is the head baseball coach at Tarleton State (Division II)
- ★ Helped lead Stephenville High School to the state playoffs all three years

## 27 ★ Chandler Day ★ Junior

RHP ★ Watkins Memorial HS ★ Granville, Ohio

## PITCHING CAREER HIGHS

Innings Pitched: \_\_\_\_\_ 9.0, vs. Lipscomb (3/28/17)  
 Strikeouts: \_\_\_\_\_ 10, 2x, last vs. Georgia (4/6/18)  
 Hits Allowed: \_\_\_\_\_ 8, vs. LSU (4/7/16)  
 Walks Allowed: \_\_\_\_\_ 5, vs. Lipscomb (3/28/17)  
 Runs Allowed: \_\_\_\_\_ 6, at Middle Tennessee (3/22/16)

## NOTES

- ★ **LAST TIME OUT:** April 6 vs. Georgia - 5.0 IP, 4 H, 1 R, 1 ER, 1 BB, 10 K
- ★ Matched a career-high with 10 strikeouts in relief on Friday against Georgia
- ★ Named among the Golden Spikes Awards' Gold Performers of the Week on Monday
- ★ Has made seven appearances and three starts this season, going 1-0 with a 3.86 ERA
- ★ Posted a 7-2 record and 3.78 ERA across 13 appearances including 12 starts in 2017
- ★ Made three starts and pitched in 10 total games going 2-1 with a 4.26 ERA in 2016
- ★ Named an All-American by Perfect Game in 2015 at Watkins Memorial High School
- ★ Drafted in 30th round by the Cleveland Indians in 2015

## 32 ★ Hugh Fisher ★ Freshman

LHP ★ Briarcrest Christian HS ★ Eads, Tenn.

## PITCHING CAREER HIGHS

Innings Pitched: \_\_\_\_\_ 2.0, vs. Presbyterian (2/20/18)  
 Strikeouts: \_\_\_\_\_ 2, vs. Eastern Kentucky (3/14/18)  
 Hits Allowed: \_\_\_\_\_ 2, vs. Belmont (3/21/18)  
 Walks Allowed: \_\_\_\_\_ 1, 3x, last at Florida (4/01/18)  
 Runs Allowed: \_\_\_\_\_ 1, vs. Belmont (3/21/18)

## NOTES

- ★ **LAST TIME OUT:** April 1 at Florida - 1.1 IP, 0 H, 0 R, 0 ER, 1 BB, 11 K
- ★ Has made six appearances out of the bullpen for the Commodores
- ★ Has not allowed a hit in five of his six appearances including 2.0 innings on Feb. 20
- ★ Tossed a season-high 25 pitches last time out against Florida (April 1)
- ★ Grandfather played football at West Virginia
- ★ As a high school freshman was named to the WBSC "AA" 15U World Cup Team USA

**49 ★ AJ Franklin ★ Redshirt Sophomore**

LHP ★ Wilson Central HS ★ Lebanon, Tenn.

**PITCHING CAREER HIGHS**

Innings Pitched: \_\_\_\_\_ 1.0, vs. UMass-Lowell (2/23/18)  
 Strikeouts: \_\_\_\_\_  
 Hits Allowed: \_\_\_\_\_  
 Walks Allowed: \_\_\_\_\_ 1, vs. UMass-Lowell (2/23/18)  
 Runs Allowed: \_\_\_\_\_

**NOTES**

- ★ **LAST TIME OUT:** Feb. 23 vs. UMass-Lowell - 1.0 IP, 0 H, 0 R, 0 ER, 1 BB, 0 K
- ★ Has made two appearances out of the bullpen for the Commodores
- ★ First-career appearance came on Feb. 21 vs. Presbyterian (0.2 IP, 0 H, 0 R, 0 BB, 0 K)
- ★ Missed the 2017 season with a knee injury after redshirting in 2016
- ★ Lettered in baseball (4x), basketball (3x) and football (1x) at Wilson Central H.S.
- ★ Graduated high school with a 4.0 GPA in the top 10% of his class
- ★ Dad played baseball at Motlow State and Cumberland University

**35 ★ Jackson Gillis ★ Sophomore**

LHP ★ Wilmington HS ★ Wilmington, Mass.

**PITCHING CAREER HIGHS**

Innings Pitched: \_\_\_\_\_ 3.2, vs. Duke (2/16/18)  
 Strikeouts: \_\_\_\_\_ 5, vs. UMass-Lowell (2/24/18)  
 Hits Allowed: \_\_\_\_\_ 4, vs. TCU (3/11/18)  
 Walks Allowed: \_\_\_\_\_ 4, vs. Texas A&M (3/25/17)  
 Runs Allowed: \_\_\_\_\_ 3, 3x, last at TCU (3/11/18)

**NOTES**

- ★ **LAST TIME OUT:** April 5 at Georgia - 1.0 IP, 1 H, 0 R, 0 ER, 3 BB, 3 K
- ★ Has struck out three or more hitters in six of his eight appearances
- ★ Has not allowed a run in three of his last four appearances
- ★ Held No. 25 Duke to one hit while fanning four in 3.2 innings on 2018 Opening Day
- ★ Made 16 relief appearances, posting a 3.60 ERA in 2017
- ★ The top high school prospect in the state of Massachusetts according to Perfect Game
- ★ Captained the Wilmington High School baseball team as a senior.

**33 ★ Erik Kaiser ★ Freshman**

RHP ★ Waterloo HS ★ Waterloo, Ill.

**PITCHING CAREER HIGHS**

Innings Pitched: \_\_\_\_\_ 1.0, 2x, last at Long Beach State (3/7/18)  
 Strikeouts: \_\_\_\_\_ 2, vs. Austin Peay (2/27/18)  
 Hits Allowed: \_\_\_\_\_ 1, vs. Austin Peay (2/27/18)  
 Walks Allowed: \_\_\_\_\_  
 Runs Allowed: \_\_\_\_\_

**NOTES**

- ★ **LAST TIME OUT:** March 7 at Long Beach State - 1.0 IP, 0 H, 0 R, 0 ER, 0 BB, 1 K
- ★ Has not allowed an earned run in two appearances this season
- ★ Struck out two while allowing one hit in collegiate debut vs. Austin Peay on Feb. 27
- ★ Lettered three years at Waterloo High School
- ★ Dad played baseball at Missouri State and in the San Francisco Giants organization

**34 ★ Zach King ★ Sophomore**

LHP ★ Spring Hill HS ★ Spring Hill, Tenn.

**PITCHING CAREER HIGHS**

Innings Pitched: \_\_\_\_\_ 5.1, vs. Missouri (5/7/17)  
 Strikeouts: \_\_\_\_\_ 5, 3x, last vs. UMass-Lowell (2/24/18)  
 Hits Allowed: \_\_\_\_\_ 7, vs. UMass-Lowell (2/24/18)  
 Walks Allowed: \_\_\_\_\_ 3, vs. South Carolina (5/23/17)  
 Runs Allowed: \_\_\_\_\_ 3, 2x, at Long Beach State (3/7/18)

**NOTES**

- ★ **LAST TIME OUT:** April 5 vs. Georgia - 1.0 IP, 1 H, 2 R, 1 ER, 2 BB, 1 K
- ★ Has made nine appearances and two starts for the Commodores this season
- ★ Has struck out three or more hitters in five of nine appearances
- ★ Went three-straight appearances (8.0 IP) without allowing a run between March 11-23
- ★ Lettered three years and won as many sectional titles at Spring Hill High School
- ★ Helped lead Spring Hill to the 2016 Tennessee AA state title as a senior

**45 ★ Reid Schaller ★ Redshirt Freshman**

RHP ★ Lebanon Senior HS ★ Lebanon, Ind.

**PITCHING CAREER HIGHS**

Innings Pitched: \_\_\_\_\_ 2.0, 2x, last vs. Presbyterian (2/20/18)  
 Strikeouts: \_\_\_\_\_ 3, vs. Indiana State (2/28/18)  
 Hits Allowed: \_\_\_\_\_ 2, 4x, last vs. Lipscomb (3/27/18)  
 Walks Allowed: \_\_\_\_\_ 4, at Florida (4/01/18)  
 Runs Allowed: \_\_\_\_\_ 2, at Lipscomb (3/27/18)

**NOTES**

- ★ **LAST TIME OUT:** April 1 at Florida - 1.2 IP, 1 H, 1 R, 1 ER, 4 BB, 2 K
- ★ Has made eight relief appearances spanning 10.2 innings
- ★ Has allowed at least one run in three-straight appearances
- ★ Tossed a career-high 50 pitches last time out at Florida on April 1
- ★ Lettered in baseball four years and football once at Lebanon Senior High School
- ★ Captained his high school baseball team as a junior and senior

**11 ★ Paxton Stover ★ Senior**

LHP ★ Dyersburg State CC ★ Ridgely, Tenn.

**PITCHING CAREER HIGHS**

Innings Pitched: \_\_\_\_\_ 3.0, at Kentucky (3/31/17)  
 Strikeouts: \_\_\_\_\_ 3, 4x, last vs. Belmont (3/22/17)  
 Hits Allowed: \_\_\_\_\_ 4, 2x, last vs. LSU (3/24/18)  
 Walks Allowed: \_\_\_\_\_ 4, 2x, last vs. Middle Tennessee (5/16/17)  
 Runs Allowed: \_\_\_\_\_ 3, 3x, last vs. LSU (3/24/18)

**NOTES**

- ★ **LAST TIME OUT:** March 24 vs. LSU - 1.2 IP, 4 H, 3 R, 3 ER, 0 BB, 1 K
- ★ Has made five appearances out of the bullpen for the Commodores
- ★ Did not allow a run in his first four appearances before permitting three vs. LSU
- ★ Has struck out at least one batter in all five outings including two on three occasions
- ★ Made 15 relief appearances during inaugural junior season (1-0, 6.41 ERA)
- ★ Limited opponents to a .229 average while striking out 21 in 2017
- ★ Pitched in 16 games going 9-0 with a 3.08 ERA at Dyersburg State in 2016
- ★ Pitched in two games as a true freshman for Mississippi State in 2015 going 1-1
- ★ Rated the No. 2 left-handed high school pitching prospect in the state of Tennessee

**31 ★ Justin Willis ★ Freshman**

RHP ★ Memorial HS ★ West New York, N.J.

**PITCHING CAREER HIGHS**

Innings Pitched: \_\_\_\_\_ 1.1, vs. Presbyterian (2/21/18)  
 Strikeouts: \_\_\_\_\_ 2, 2x, last at Mississippi State (3/17/18)  
 Hits Allowed: \_\_\_\_\_ 2, vs. Presbyterian (2/21/18)  
 Walks Allowed: \_\_\_\_\_ 1, 4x, last at Florida (3/30/18)  
 Runs Allowed: \_\_\_\_\_ 3, vs. Belmont (3/21/18)

**NOTES**

- ★ **LAST TIME OUT:** March 30 at Florida - 0.0 IP, 1 H, 2 R, 2 ER, 1 BB, 0 K
- ★ Did not allow an earned run in his first four collegiate appearances
- ★ Did not permit a hit in three of his first four collegiate appearances
- ★ Has made seven appearances on the season, tossing 4.0 innings
- ★ Lettered two years at St. Joseph High School and two years at Memorial High School
- ★ Named Rawlings-Perfect Game Honorable Mention All-American
- ★ Father played Division III baseball at Stevens Institute

**6 ★ Justin Wilson ★ Redshirt Sophomore**

RHP ★ Vol State CC ★ Murfreesboro, Tenn.

**PITCHING CAREER HIGHS**

Innings Pitched: \_\_\_\_\_ 1.0, 5x, last at Florida (3/31/18)  
 Strikeouts: \_\_\_\_\_ 3, vs. UMass-Lowell (2/24/18)  
 Hits Allowed: \_\_\_\_\_ 1, 2x, last vs. Eastern Kentucky (3/14/18)  
 Walks Allowed: \_\_\_\_\_ 2, at Long Beach State (3/7/18)  
 Runs Allowed: \_\_\_\_\_ 1, 2x, last vs. Eastern Kentucky (3/14/18)

**NOTES**

- ★ **LAST TIME OUT:** March 31 at Florida - 1.0 IP, 0 H, 0 R, 0 ER, 1 BB, 1 K
- ★ Has not allowed a run in four of six appearances
- ★ Tossed three scoreless outings in first three appearances of Vanderbilt career
- ★ Missed 2017 season while recovering from elbow surgery
- ★ Went 2-1 with a 2.51 ERA on the mound in eight games at Vol State C.C. during 2016
- ★ Dad raced against Dale Earnhardt in NASCAR and brother Austin races in Nashville
- ★ Team captain as a senior at Oakland HS in Murfreesboro, Tenn.

**TEAM GAME HIGHS****BATTING**

At bats:.....	42	vs Austin Peay (Feb 27, 2018)
Runs scored:.....	19	vs Austin Peay (Feb 27, 2018)
Hits:.....	19	vs Austin Peay (Feb 27, 2018)
RBI's:.....	17	vs Austin Peay (Feb 27, 2018)
Doubles:.....	5	vs UMass-Lowell (Feb 23, 2018)
Triples:.....	1	(4 times)
Home runs:.....	3	vs UMass-Lowell (Feb 24, 2018)
.....	3	vs Austin Peay (Feb 27, 2018)
Total bases:.....	32	vs Austin Peay (Feb 27, 2018)
Walks:.....	14	vs UMass-Lowell (Feb 23, 2018)
Strikeouts:.....	16	at Florida (Mar 30, 2018)
Sac hits:.....	3	at Mississippi State (Mar 16, 2018)
Sac flies:.....	1	(6 times)
Stolen bases:.....	7	vs UMass-Lowell (Feb 25, 2018)
Hit by pitch:.....	4	vs TCU (Mar 11, 2018)
Caught stealing:.....	2	at Long Beach State (Mar 07, 2018)
.....	2	at Mississippi State (Mar 17, 2018)
.....	2	at Middle Tennessee (Apr 3, 2018)
Runners LOB:.....	14	vs UMass-Lowell (Feb 23, 2018)
Hit into DP:.....	2	(4 times)

**FIELDING**

Putouts:.....	28	vs Sam Houston State (Mar 02, 2018)
Assists:.....	14	vs LSU (Mar 23, 2018)
Errors:.....	3	at Mississippi State (Mar 17, 2018)
.....	3	vs. Georgia (Apr 5, 2018)
Passed balls:.....	1	vs TCU (Mar 11, 2018)
.....	1	vs Lipscomb (Mar 27, 2018)
.....	1	at Florida (Mar 31, 2018)
DPs turned:.....	3	vs. LSU (Mar 24, 2018)

**PITCHING**

Innings pitched:.....	9.1	vs Sam Houston State (Mar 02, 2018)
Runs allowed:.....	10	at Florida (Mar 31, 2018)
Earned runs:.....	10	at Florida (Mar 31, 2018)
Walks allowed:.....	9	at Florida (Apr 1, 2018)
Strikeouts:.....	14	at Mississippi State (Mar 17, 2018)
Hits allowed:.....	12	vs Houston (Mar 04, 2018)
.....	12	at Florida (Mar 31, 2018)
Doubles allowed:.....	5	vs Houston (Mar 04, 2018)
Triples allowed:.....	1	(5 times)
Homers allowed:.....	4	vs Sam Houston State (Mar 02, 2018)
Wild pitches:.....	4	at Florida (Mar 30, 2018)
.....	4	at Florida (Apr 1, 2018)
Hit batters:.....	4	vs Duke (Feb 16, 2018)

**INDIVIDUAL GAME HIGHS****BATTING**

At bats:.....	6	Connor Kaiser vs Presbyterian (Feb 21, 2018)
.....	6	Ethan Paul vs UMass-Lowell (Feb 24, 2018)
.....	6	Ethan Paul vs Austin Peay (Feb 27, 2018)
Runs scored:.....	3	(5 times)
Hits:.....	4	(4 times)
RBI's:.....	7	Ethan Paul vs UMass-Lowell (Feb 24, 2018)
Doubles:.....	2	(4 times)
Triples:.....	1	(4 times)
Home runs:.....	2	J. Gonzalez vs UMass-Lowell (Feb 24, 2018)
Total bases:.....	11	J. Gonzalez vs UMass-Lowell (Feb 24, 2018)
Walks:.....	4	Philip Clarke vs UMass-Lowell (Feb 23, 2018)
Strikeouts:.....	4	Julian Infante vs UMass-Lowell (Feb 23, 2018)
.....	4	Austin Martin vs Indiana State (Feb 28, 2018)
Sac hits:.....	2	A. Martin at Mississippi State (Mar 16, 2018)
Sac flies:.....	1	(6 times)
Stolen bases:.....	3	Austin Martin vs Presbyterian (Feb 21, 2018)
Hit by pitch:.....	2	Austin Martin vs UMass-Lowell (Feb 24, 2018)
Caught stealing:.....	1	(12 times)
Runners LOB:.....	7	Julian Infante vs UMass-Lowell (Feb 23, 2018)

**FIELDING**

Putouts:.....	13	Philip Clarke vs Duke (Feb 17, 2018)
.....	13	Stephen Scott vs Duke (Feb 18, 2018)
.....	13	Stephen Scott vs Lipscomb (Mar 27, 2018)
Assists:.....	8	Connor Kaiser vs LSU (Mar 23, 2018)
Errors:.....	2	Stephen Scott vs. Georgia (Apr 5, 2018)
Passed balls:.....	1	Stephen Scott vs TCU (Mar 11, 2018)
.....	1	Stephen Scott vs Lipscomb (Mar 27, 2018)
.....	1	Philip Clarke at Florida (Mar 31, 2018)

**PITCHING**

Innings pitched:.....	7.0	Drake Fellows at UCLA (Mar 09, 2018)
.....	7.0	Mason Hickman vs. LSU (Mar 25, 2018)
.....	7.0	Drake Fellows vs. Georgia (Apr 5, 2018)
Runs allowed:.....	6	Tyler Brown at Florida (Mar 31, 2018)
Earned runs:.....	6	Tyler Brown at Florida (Mar 31, 2018)
Walks allowed:.....	5	Maddux Conger vs Austin Peay (Feb 27, 2018)
.....	5	D. Fellows at Mississippi State (Mar 16, 2018)
Strikeouts:.....	10	Chandler Day vs. Georgia (Apr 6, 2018)
Hits allowed:.....	8	Mason Hickman at Florida (Apr 1, 2018)
Doubles allowed:.....	3	Mason Hickman vs Houston (Mar 04, 2018)
Triples allowed:.....	1	(5 times)
Homers allowed:.....	2	Jake Eder vs Indiana State (Feb 28, 2018)
.....	2	J. Gillis vs Sam Houston State (Mar 02, 2018)
Wild pitches:.....	3	Maddux Conger vs Austin Peay (Feb 27, 2018)
Hit batters:.....	2	Jackson Gillis vs Duke (Feb 16, 2018)
.....	2	Drake Fellows vs Duke (Feb 16, 2018)
.....	2	Reid Schaller vs Lipscomb (Mar 27, 2018)

## 2018 SEASON RESULTS

Record: 19-13 Home: 13-4 Away: 4-5 Neutral: 2-4 SEC: 7-5

DATE	OPPONENT		SCORE	R-H-E	R-H-E	INNS	OVERALL	SEC	PITCHER OF RECORD	ATTEND	TIME
Feb 16, 2018	#25 DUKE	W	9-1	9-15-1	1-3-0	9	1-0-0	0-0-0	Gillis (W 1-0)	2587	3:32
Feb 17, 2018	#25 DUKE		4-5	L 4-9-0	5-9-3	9	1-1-0	0-0-0	Raby (L 0-1)	2533	3:07
Feb 18, 2018	#25 DUKE	W	9-1	9-13-0	1-6-1	9	2-1-0	0-0-0	Hickman (W 1-0)	3076	3:06
Feb 20, 2018	PRESBYTERIAN	W	7-1	7-12-0	1-5-1	9	3-1-0	0-0-0	Conger (W 1-0)	2531	2:52
Feb 21, 2018	PRESBYTERIAN	W	15-2	15-11-1	2-6-4	9	4-1-0	0-0-0	Eder (W 1-0)	2420	3:21
Feb 23, 2018	UMASS-LOWELL	W	15-0	15-13-0	0-4-1	9	5-1-0	0-0-0	Fellows (W 1-0)	2599	3:37
Feb 24, 2018	UMASS-LOWELL	W	15-2	15-16-0	2-11-1	9	6-1-0	0-0-0	Gillis (W 2-0)	2579	3:14
Feb 25, 2018	UMASS-LOWELL	W	9-2	9-11-0	2-4-1	9	7-1-0	0-0-0	T. Brown (W 1-0)	2561	3:02
Feb 27, 2018	AUSTIN PEAY	W	19-6	19-19-2	6-6-1	9	8-1-0	0-0-0	Hickman (W 2-0)	2540	2:37
Feb 28, 2018	INDIANA STATE	W	8-5	5-5-5	8-9-8	9	9-1-0	0-0-0	A. Brown (W 1-0)	2427	2:50
Mar 02, 2018	Sam Houston State		6-7	L 6-9-0	7-9-1	(10)	9-2-0	0-0-0	T. Brown (L 1-1)	4972	3:17
Mar 03, 2018	Louisiana		0-3	L 0-5-0	3-7-0	9	9-3-0	0-0-0	Raby (L 0-2)	6796	2:53
Mar 04, 2018	vs. #24 Houston	W	9-4	9-7-0	4-12-2	9	10-3-0	0-0-0	Hickman (W 3-0)	5414	3:28
Mar 07, 2018	at Long Beach State		3-4	L 3-9-1	4-4-1	9	10-4-0	0-0-0	King (L 0-1)	1712	3:30
Mar 09, 2018	at #11 UCLA	W	6-3	6-4-0	3-9-2	9	11-4-0	0-0-0	Fellows (W 2-0)	1215	3:17
Mar 11, 2018	vs. #8 TCU	W	7-4	7-9-0	4-9-0	9	12-4-0	0-0-0	Raby (W 1-2)	1109	3:26
Mar 14, 2018	EASTERN KY.		5-6	L 5-10-1	6-7-1	9	12-5-0	0-0-0	Eder (L 1-1)	2668	3:45
Mar 16, 2018	at #19 Mississippi State*	W	5-0	5-10-0	0-5-3	9	13-5-0	1-0-0	Fellows (W 3-0)	4860	3:01
Mar 17, 2018	at #19 Mississippi State*	W	10-1	10-16-4	1-7-2	9	14-5-0	2-0-0	Raby (W 2-2)	6218	3:53
Mar 18, 2018	at #19 Mississippi State*	W	4-3	4-6-0	3-6-3	9	15-5-0	3-0-0	Hickman (W 4-0)	4569	3:24
Mar 21, 2018	vs. Belmont		5-8	L 5-8-2	8-8-3	9	15-6-0	3-0-0	Eder (L 1-2)	1006	3:47
Mar 23, 2018	#19 LSU*	W	4-2	4-7-0	2-8-1	9	16-6-0	4-0-0	Fellows (W 4-0)	3136	3:15
Mar 24, 2018	#19 LSU*		2-6	L 2-7-0	6-11-0	9	16-7-0	4-1-0	Raby (L 2-3)	3211	3:54
Mar 25, 2018	#19 LSU*	W	1-0	1-4-1	0-2-0	7	17-7-0	5-1-0	Hickman (W 5-0)	3399	1:35
Mar 27, 2018	vs. Lipscomb		1-5	L 1-1-0	5-9-0	9	17-8-0	5-1-0	Eder (L 1-3)	1495	3:17
Mar 30, 2018	at #2 Florida*		4-8	L 4-5-2	8-8-1	9	17-9-0	5-2-0	Fellows (L 4-1)	3781	3:05
Mar 31, 2018	at #2 Florida*		2-10	L 2-6-0	10-12-1	9	17-10-0	5-3-0	Raby (L 2-4)	4835	3:18
Apr 01, 2018	at #2 Florida*		2-8	L 2-5-0	8-10-0	9	17-11-0	5-4-0	Hickman (L 5-1)	3736	3:15
Apr 03, 2018	at Middle Tennessee		3-4	L 3-6-0	4-9-0	7	17-12-0	5-4-0	T. Brown (L 1-2)	1528	3:17
Apr 05, 2018	#16 GEORGIA*		2-3	L 2-9-3	3-8-0	9	17-13-0	5-5-0	King (L 0-2)	2950	3:48
Apr 06, 2018	#16 GEORGIA*	W	5-3	5-7-0	3-10-0	9	18-13-0	6-5-0	Day (W 1-0)	2787	3:01
Apr 07, 2018	#16 GEORGIA*	W	8-3	8-12-0	3-7-2	9	19-13-0	7-5-0	Hickman (W 6-1)	2853	3:24

\* = Conference game

() extra inning game

## GAME-BY-GAME OFFENSIVE STATISTICS

DATE	OPPONENT	AB	R	H	RBI	2B	3B	HR	TB	BB	IBB	SB	CS	HBP	SAC	SF	GDP	K	PO	A	E	LOB	AVG.
Feb 16	#25 DUKE	37	9	15	8	2	0	0	17	3	0	2	0	1	0	1	1	3	27	11	1	9	.405
Feb 17	#25 DUKE	36	4	9	3	3	0	1	15	2	0	1	0	1	0	0	0	11	27	7	0	8	.329
Feb 18	#25 DUKE	36	9	13	8	1	0	1	17	5	0	2	0	1	1	0	1	6	27	8	0	10	.339
Feb 20	PRESBYTERIAN	34	7	12	6	4	0	1	19	4	0	2	1	1	0	0	1	5	27	11	0	8	.343
Feb 21	PRESBYTERIAN	39	15	11	10	3	1	1	19	10	0	6	0	1	0	0	0	4	27	9	1	11	.330
Feb 23	UMASS-LOWELL	36	15	13	14	5	0	1	21	14	0	1	0	2	0	1	0	13	27	11	0	14	.335
Feb 24	UMASS-LOWELL	39	15	16	14	3	0	3	28	6	0	4	0	3	1	0	0	12	27	6	0	10	.346
Feb 25	UMASS-LOWELL	33	9	11	8	0	1	1	16	9	0	7	0	0	0	0	2	4	27	12	0	9	.345
Feb 27	AUSTIN PEAY	42	19	19	17	4	0	3	32	9	0	5	1	1	0	0	0	9	27	11	2	9	.358
Feb 28	INDIANA STATE	32	8	9	8	4	0	2	19	3	0	0	0	0	0	1	0	11	27	6	1	4	.352
Mar 02	vs. Sam Houston St.	36	6	9	6	3	0	0	12	3	0	0	0	0	0	0	2	12	28	7	0	3	.343
Mar 03	vs. Louisiana	32	0	5	0	0	0	0	5	4	0	0	0	0	0	0	0	7	24	10	0	9	.329
Mar 04	vs #24 Houston	31	9	7	8	2	0	1	12	10	0	2	0	3	0	0	1	8	27	5	0	11	.322
Mar 07	at Long Beach State	31	3	9	3	0	0	1	12	4	0	0	2	0	0	0	1	10	24	12	1	5	.320
Mar 09	at #11 UCLA	29	6	4	6	1	0	1	8	9	0	0	0	0	2	1	1	4	27	7	0	8	.310
Mar 11	vs. #8 TCU	36	7	9	5	1	0	0	10	3	1	2	0	4	0	0	0	12	27	9	0	9	.306
Mar 14	EASTERN KY.	37	5	10	5	0	1	0	12	5	0	0	0	3	0	0	1	9	27	7	1	13	.304
Mar 16	at #19 Mississippi St.	34	5	10	2	3	1	0	15	2	0	0	0	1	3	0	1	10	27	8	0	8	.303
Mar 17	at #19 Mississippi St.	39	10	16	8	3	0	0	19	4	0	2	2	0	1	0	2	13	27	9	3	7	.309
Mar 18	at #19 Mississippi St.	35	4	6	2	2	0	0	8	7	2	2	0	2	0	0	1	11	27	8	0	13	.303
Mar 21	vs Belmont	37	5	8	2	0	0	0	8	6	0	2	1	1	0	0	0	12	27	11	2	12	.298
Mar 23	#19 LSU	32	4	7	4	1	0	2	14	4	0	6	0	0	0	0	0	11	27	14	0	8	.295
Mar 24	#19 LSU	33	2	7	2	1	0	0	8	2	0	0	0	2	0	0	0	7	27	13	0	8	.292
Mar 25	LSU	21	1	4	0	1	0	0	5	1	0	1	0	0	1	0	0	8	21	7	1	4	.289
Mar 27	vs Lipscomb	25	1	1	1	0	0	0	1	9	0	3	1	1	0	1	0	10	24	8	0	8	.282
Mar 30	at #2 Florida	34	4	5	4	1	0	2	12	1	0	0	0	1	0	0	0	16	24	6	2	5	.277
Mar 31	at #2 Florida	34	2	6	2	1	0	1	10	4	0	2	0	0	0	0	0	10	24	4	0	9	.273
Apr 01	at #2 Florida	30	2	5	2	0	0	1	8	1	0	0	0	2	2	0	0	10	24	6	0	6	.269
Apr 03	at Middle Tennessee	25	3	6	3	2	0	1	11	3	0	0	2	2	0	0	0	6	21	6	0	6	.269
Apr 05	#16 GEORGIA	32	2	9	2	3	0	0	12	4	0	4	1	2	1	1	0	6	27	13	3	11	.269
Apr 06	#16 GEORGIA	30	5	7	5	2	0	1	12	4	0	2	1	1	0	0	0	10	27	2	0	6	.268
Apr 07	#16 GEORGIA	36	8	12	8	2	0	1	17	5	0	4	0	0	0	0	0	10	27	9	0	9	.270
<b>Totals</b>		<b>1073</b>	<b>204</b>	<b>290</b>	<b>176</b>	<b>58</b>	<b>4</b>	<b>26</b>	<b>434</b>	<b>160</b>	<b>3</b>	<b>62</b>	<b>12</b>	<b>36</b>	<b>12</b>	<b>6</b>	<b>15</b>	<b>290</b>	<b>835</b>	<b>273</b>	<b>18</b>	<b>270</b>	<b>.270</b>

## GAME-BY-GAME PITCHING STATISTICS

Date	Opponent	IP	H	R	ER	BB	SO	2B	3B	HR	WP	BK	HBP	DP	IBB	Score	W	L	SV	ERA
Feb 16	#25 DUKE	9.0	3	1	1	5	9	1	0	0	0	1	4	1	0	9-1	1	0	0	1.00
Feb 17	#25 DUKE	9.0	9	5	5	1	13	2	0	1	0	0	2	1	0	4-5	1	1	0	3.00
Feb 18	#25 DUKE	9.0	6	1	1	4	13	1	0	0	1	1	1	2	0	9-1	2	1	0	2.33
Feb 20	PRESBYTERIAN	9.0	5	1	1	2	7	1	0	0	0	0	1	1	0	7-1	3	1	0	2.00
Feb 21	PRESBYTERIAN	9.0	6	2	1	1	9	1	0	0	1	0	1	2	0	15-2	4	1	0	1.80
Feb 23	UMASS-LOWELL	9.0	4	0	0	2	11	0	0	0	0	0	1	1	0	15-0	5	1	0	1.50
Feb 24	UMASS-LOWELL	9.0	11	2	2	1	13	2	0	0	2	0	1	2	0	15-2	6	1	0	1.57
Feb 25	UMASS-LOWELL	9.0	4	2	2	1	12	0	0	0	0	0	1	0	0	9-2	7	1	0	1.62
Feb 27	AUSTIN PEAY	9.0	6	6	2	8	7	3	0	1	3	0	0	0	0	19-6	8	1	0	1.67
Feb 28	INDIANA STATE	9.0	5	5	5	2	9	0	0	3	0	0	1	0	0	8-5	9	1	0	2.00
Mar 02	vs. Sam Houston St.	9.1	9	7	7	3	12	0	0	4	0	0	1	0	0	6-7	9	2	0	2.45
Mar 03	vs. Louisiana	8.0	7	3	3	4	8	3	0	1	0	0	3	1	0	0-3	9	3	0	2.52
Mar 04	vs #24 Houston	9.0	12	4	4	0	9	5	0	1	2	0	0	0	0	9-4	10	3	0	2.63
Mar 07	at Long Beach State	8.0	4	4	4	7	8	0	0	0	2	0	0	0	0	3-4	10	4	0	2.75
Mar 09	at #11 UCLA	9.0	9	3	3	2	13	2	0	1	0	0	0	0	0	6-3	11	4	1	2.77
Mar 11	vs. #8 TCU	9.0	9	4	3	6	11	0	1	1	1	0	2	1	0	7-4	12	4	2	2.78
Mar 14	EASTERN KY.	9.0	7	6	5	6	12	2	0	0	1	0	1	0	0	5-6	12	5	2	2.91
Mar 16	at #19 Mississippi St.	9.0	5	0	0	7	10	0	0	0	1	0	0	2	0	5-0	13	5	3	2.75
Mar 17	at #19 Mississippi St.	9.0	8	1	1	2	14	1	0	1	0	0	2	0	0	10-1	14	5	3	2.66
Mar 18	at #19 Mississippi St.	9.0	6	3	3	3	10	1	0	0	1	1	0	0	0	4-3	15	5	4	2.67
Mar 21	vs Belmont	9.0	8	8	7	6	10	3	0	0	1	0	1	0	0	5-8	15	6	4	2.88
Mar 23	#19 LSU	9.0	8	2	2	4	8	0	1	0	0	0	1	2	0	4-2	16	6	5	2.84
Mar 24	#19 LSU	9.0	11	6	6	5	5	1	1	1	1	0	0	3	0	2-6	16	7	5	2.98
Mar 25	#19 LSU	7.0	2	0	0	2	9	0	0	0	0	0	0	0	0	1-0	17	7	5	2.88
Mar 27	vs Lipscomb	8.0	9	5	5	4	12	1	1	1	0	0	2	0	0	1-5	17	8	5	2.98
Mar 30	at #2 Florida	8.0	8	8	7	6	10	2	0	1	4	0	1	0	0	4-8	17	9	5	3.15
Mar 31	at #2 Florida	8.0	12	10	10	5	6	3	0	1	0	0	1	0	0	2-10	17	10	5	3.43
Apr 01	at #2 Florida	8.0	10	8	8	9	8	3	0	3	4	0	1	2	0	2-8	17	11	5	3.61
Apr 03	at Middle Tennessee	7.0	9	4	4	4	7	1	0	1	1	0	0	0	0	3-4	17	12	5	3.65
Apr 05	#16 GEORGIA	9.0	8	3	2	4	9	1	0	0	0	0	0	2	1	2-3	17	13	5	3.60
Apr 06	#16 GEORGIA	9.0	10	3	3	2	12	0	0	0	1	0	1	0	0	5-3	18	13	5	3.58
Apr 07	#16 GEORGIA	9.0	7	3	3	2	10	2	1	0	0	0	0	0	0	8-3	19	13	6	3.56
<b>Totals</b>		<b>278.1</b>	<b>237</b>	<b>120</b>	<b>110</b>	<b>120</b>	<b>316</b>	<b>42</b>	<b>5</b>	<b>22</b>	<b>27</b>	<b>3</b>	<b>30</b>	<b>23</b>	<b>1</b>	<b>204-120</b>	<b>19</b>	<b>13</b>	<b>6</b>	<b>3.56</b>

## GAME-BY-GAME STARTERS BY POSITION

Date	Opponent	C	1B	2B	3B	SS	LF	CF	RF	DH
Feb 16	#25 DUKE	Scott	Infante	Paul	Gonzalez	Kaiser	Jones	DeMarco	Bleday	King
Feb 17	#25 DUKE	Clarke	Infante	Paul	Gonzalez	Kaiser	Jones	DeMarco	Bleday	Day
Feb 18	#25 DUKE	Scott	Infante	Paul	Gonzalez	Kaiser	Martin	Jones	DeMarco	Fellows
Feb 20	PRESBYTERIAN	Scott	Infante	Paul	Gonzalez	Kaiser	Jones	DeMarco	Ray	Martin
Feb 21	PRESBYTERIAN	Clarke	Infante	Paul	Gonzalez	Kaiser	Jones	DeMarco	Bleday	Martin
Feb 23	UMASS-LOWELL	Scott	Infante	Paul	Gonzalez	Kaiser	Martin	Jones	DeMarco	King
Feb 24	UMASS-LOWELL	Clarke	Infante	Paul	Gonzalez	Kaiser	Jones	DeMarco	Bleday	Martin
Feb 25	UMASS-LOWELL	Scott	Martin	Paul	Gonzalez	Kaiser	Jones	DeMarco	Bleday	Fellows
Feb 27	AUSTIN PEAY	Scott	Martin	Paul	Gonzalez	Kaiser	Grisanti	Jones	DeMarco	Day
Feb 28	INDIANA STATE	Clarke	Martin	Paul	Gonzalez	Kaiser	Jones	DeMarco	Bleday	T. Brown
Mar 02	vs. Sam Houston St.	Scott	Infante	Paul	Gonzalez	Kaiser	Jones	DeMarco	Bleday	Martin
Mar 03	vs. Louisiana	Clarke	Infante	Paul	Gonzalez	Kaiser	Grisanti	DeMarco	Bleday	Martin
Mar 04	vs. #24 Houston	Scott	Martin	Paul	Gonzalez	Kaiser	Grisanti	DeMarco	Bleday	Fellows
Mar 07	at Long Beach St.	Clarke	Infante	Paul	Gonzalez	Kaiser	Grisanti	DeMarco	Bleday	Scott
Mar 09	at #11 UCLA	Clarke	Infante	Paul	Gonzalez	Kaiser	Jones	DeMarco	Bleday	Grisanti
Mar 11	vs. #8 TCU	Scott	Infante	Paul	Gonzalez	Kaiser	Grisanti	DeMarco	Bleday	Martin
Mar 14	EASTERN KY.	Duvall	Infante	Paul	Gonzalez	Kaiser	Grisanti	DeMarco	Bleday	Martin
Mar 16	at #19 Mississippi St.	Clarke	Infante	Paul	Gonzalez	Kaiser	Grisanti	DeMarco	Bleday	Martin
Mar 17	at #19 Mississippi St.	Clarke	Infante	Paul	Gonzalez	Kaiser	Grisanti	DeMarco	Bleday	Martin
Mar 18	at #19 Mississippi St.	Scott	Infante	Paul	Gonzalez	Kaiser	Martin	DeMarco	Bleday	Fellows
Mar 21	vs. Belmont	Clarke	Infante	Paul	Gonzalez	Kaiser	Martin	DeMarco	Ray	Hickman
Mar 23	#19 LSU	Scott	Infante	Paul	Martin	Kaiser	Jones	DeMarco	Bleday	Clarke
Mar 24	#19 LSU	Clarke	Infante	Paul	Martin	Kaiser	Jones	DeMarco	Bleday	Fellows
Mar 25	#19 LSU	Scott	Infante	Paul	Martin	Kaiser	Jones	DeMarco	Bleday	Clarke
Mar 27	vs. Lipscomb	Scott	Infante	Paul	Martin	Kaiser	Jones	DeMarco	Bleday	Raby
Mar 30	at #2 Florida	Scott	Infante	Paul	Martin	Kaiser	Grisanti	Jones	DeMarco	Clarke
Mar 31	at #2 Florida	Clarke	Infante	Paul	Gonzalez	Kaiser	Martin	Jones	DeMarco	Scott
Apr 01	at #2 Florida	Scott	Infante	Paul	Gonzalez	Kaiser	Martin	Jones	DeMarco	Clarke
Apr 03	at MTSU	Duvall	Infante	Paul	Gonzalez	Kaiser	Martin	Jones	DeMarco	Clarke
Apr 05	#16 GEORGIA	Scott	Infante	Paul	Martin	Kaiser	Davis	Jones	DeMarco	Clarke
Apr 06	#16 GEORGIA	Scott	Martin	Paul	Gonzalez	Kaiser	Ray	Jones	DeMarco	Clarke
Apr 07	#16 GEORGIA	Scott	Martin	Paul	Ray	Kaiser	Davis	Jones	DeMarco	Clarke

## STARTERS BREAKDOWN

(Win-Loss record in parenthesis)

## PITCHER:

Drake Fellows	8	(5-3)
Jake Eder	7	(2-5)
Patrick Raby	5	(2-3)
Mason Hickman	5	(4-1)
Chandler Day	3	(3-0)
Zach King	2	(1-1)
Jackson Gillis	1	(1-0)
Maddux Conger	1	(1-0)

## CATCHER:

Stephen Scott	18	(13-5)
Philip Clarke	12	(6-6)
Ty Duvall	2	(0-2)

## FIRST BASE:

Julian Infante	26	(13-13)
Austin Martin	6	(6-0)

## SECOND BASE:

Ethan Paul	32	(19-13)
------------	----	---------

## THIRD BASE:

Jayson Gonzalez	25	(16-9)
Austin Martin	6	(2-4)
Harrison Ray	1	(1-0)

## SHORTSTOP:

Connor Kaiser	32	(19-13)
---------------	----	---------

## LEFT FIELD:

Alonzo Jones	13	(9-4)
Walker Grisanti	9	(5-4)
Austin Martin	7	(3-4)
Cooper Davis	2	(1-1)
Harrison Ray	1	(1-0)

## CENTER FIELD:

Pat DeMarco	22	(14-8)
Alonzo Jones	10	(5-5)

## RIGHT FIELD:

JJ Bleday	20	(13-7)
Pat DeMarco	10	(5-5)
Harrison Ray	2	(1-1)

## DESIGNATED HITTER:

Austin Martin	9	(6-3)
Philip Clarke	8	(4-4)
Drake Fellows	5	(4-1)
Chandler Day	2	(1-1)
Zach King	2	(2-0)
Stephen Scott	2	(0-2)
Walker Grisanti	1	(1-0)
Tyler Brown	1	(1-0)
Patrick Raby	1	(0-1)
Mason Hickman	1	(0-1)

**STARTERS BREAKDOWN**

(Win-Loss record in parenthesis)

**LEADOFF:**

Austin Martin	22	(12-10)
Walker Grisanti	7	(5-2)
Pat DeMarco	2	(1-1)
Philip Clarke	1	(1-0)

**2ND SPOT:**

Connor Kaiser	14	(9-5)
Ethan Paul	5	(2-3)
Austin Martin	5	(4-1)
Stephen Scott	3	(1-2)
Alonzo Jones	3	(2-1)
Philip Clarke	2	(1-1)

**3RD SPOT:**

Ethan Paul	14	(10-4)
Pat DeMarco	12	(6-6)
Philip Clarke	5	(2-3)
JJ Bleday	1	(1-0)

**CLEANUP:**

Pat DeMarco	14	(11-3)
JJ Bleday	9	(6-3)
Julian Infante	5	(1-4)
Mason Hickman	1	(0-1)
Ethan Paul	1	(0-1)
Jayson Gonzalez	1	(1-0)
Philip Clarke	1	(0-1)

**5TH SPOT:**

Connor Kaiser	9	(5-4)
Philip Clarke	5	(3-2)
Ethan Paul	4	(2-2)
Stephen Scott	4	(2-2)
JJ Bleday	3	(1-2)
Jayson Gonzalez	2	(1-1)
Zach King	2	(2-0)
Chandler Day	1	(1-0)
Drake Fellows	1	(1-0)
Julian Infante	1	(1-0)

**6TH SPOT:**

Jayson Gonzalez	8	(5-3)
Ethan Paul	6	(3-3)
Connor Kaiser	5	(3-2)
Pat DeMarco	4	(1-3)
Julian Infante	3	(3-0)
Philip Clarke	3	(2-1)
Stephen Scott	1	(1-0)
Drake Fellows	1	(1-0)
Patrick Raby	1	(0-1)

**7TH SPOT:**

Stephen Scott	7	(4-3)
JJ Bleday	7	(5-2)
Jayson Gonzalez	6	(5-1)
Drake Fellows	2	(2-0)
Philip Clarke	2	(0-2)
Connor Kaiser	2	(1-1)
Julian Infante	2	(1-1)
Alonzo Jones	1	(0-1)
Ty Duvall	1	(0-1)
Walker Grisanti	1	(0-1)
Ethan Paul	1	(1-0)

**8TH SPOT:**

Jayson Gonzalez	7	(4-3)
Julian Infante	6	(2-4)
Stephen Scott	4	(4-0)
Alonzo Jones	4	(2-2)
Connor Kaiser	2	(1-1)
Harrison Ray	2	(2-0)
Philip Clarke	1	(1-0)
Cooper Davis	1	(0-1)
Ty Duvall	1	(0-1)
Walker Grisanti	1	(1-0)
Ethan Paul	1	(1-0)
Drake Fellows	1	(0-1)
Tyler Brown	1	(1-0)

**9TH SPOT:**

Alonzo Jones	15	(10-5)
Julian Infante	9	(5-4)
Harrison Ray	2	(1-1)
Chandler Day	1	(0-1)
Jayson Gonzalez	1	(0-1)
Austin Martin	1	(1-0)
Cooper Davis	1	(1-0)
Walker Grisanti	1	(0-1)
Stephen Scott	1	(1-0)

**GAME-BY-GAME BATTING ORDER**

Date	Opponent	1	2	3	4	5	6	7	8	9
Feb 16	#25 DUKE	DeMarco	Kaiser	Paul	Infante	King	Gonzalez	Bleday	Jones	Scott
Feb 17	#25 DUKE	DeMarco	Kaiser	Paul	Infante	Clarke	Gonzalez	Bleday	Jones	Day
Feb 18	#25 DUKE	Martin	Kaiser	Paul	DeMarco	Scott	Infante	Fellows	Gonzalez	Jones
Feb 20	PRESBYTERIAN	Martin	Kaiser	Paul	DeMarco	Infante	Scott	Gonzalez	Ray	Jones
Feb 21	PRESBYTERIAN	Martin	Kaiser	Paul	DeMarco	Clarke	Infante	Bleday	Gonzalez	Jones
Feb 23	UMASS-LOWELL	Martin	Kaiser	Paul	DeMarco	King	Infante	Scott	Gonzalez	Jones
Feb 24	UMASS-LOWELL	Martin	Kaiser	Paul	DeMarco	Clarke	Gonzalez	Bleday	Infante	Jones
Feb 25	UMASS-LOWELL	Martin	Kaiser	Paul	DeMarco	Fellows	Gonzalez	Bleday	Scott	Jones
Feb 27	AUSTIN PEAY	Martin	Kaiser	Paul	DeMarco	Day	Gonzalez	Scott	Grisanti	Jones
Feb 28	INDIANA STATE	Martin	Kaiser	Paul	DeMarco	Clarke	Gonzalez	Bleday	T. Brown	Jones
Mar 02	vs. Sam Houston St.	Martin	Kaiser	Paul	DeMarco	Bleday	Gonzalez	Scott	Infante	Jones
Mar 03	vs. Louisiana	Martin	Kaiser	Paul	DeMarco	Clarke	Gonzalez	Bleday	Infante	Grisanti
Mar 04	vs. #24 Houston	Grisanti	Scott	Paul	DeMarco	Bleday	Kaiser	Fellows	Gonzalez	Martin
Mar 07	at Long Beach St.	Grisanti	Scott	DeMarco	Paul	Bleday	Kaiser	Clarke	Gonzalez	Infante
Mar 09	at #11 UCLA	Grisanti	Paul	DeMarco	Bleday	Kaiser	Clarke	Gonzalez	Infante	Jones
Mar 11	vs. #8 TCU	Grisanti	Martin	DeMarco	Bleday	Gonzalez	Paul	Kaiser	Scott	Infante
Mar 14	EASTERN KY.	Grisanti	Martin	DeMarco	Bleday	Gonzalez	Paul	Kaiser	Duvall	Infante
Mar 16	at #19 Mississippi St.	Grisanti	Martin	DeMarco	Bleday	Kaiser	Paul	Gonzalez	Clarke	Infante
Mar 17	at #19 Mississippi St.	Grisanti	Martin	DeMarco	Bleday	Kaiser	Clarke	Gonzalez	Paul	Infante
Mar 18	at #19 Mississippi St.	Martin	Paul	DeMarco	Bleday	Kaiser	Fellows	Gonzalez	Scott	Infante
Mar 21	vs. Belmont	Martin	Paul	DeMarco	Hickman	Kaiser	Clarke	Gonzalez	Infante	Ray
Mar 23	#19 LSU	Martin	Clarke	DeMarco	Bleday	Kaiser	Paul	Infante	Scott	Jones
Mar 24	#19 LSU	Martin	Clarke	DeMarco	Bleday	Kaiser	Paul	Infante	Fellows	Jones
Mar 25	#19 LSU	Clarke	Martin	Bleday	DeMarco	Paul	Kaiser	Scott	Jones	Infante
Mar 27	vs. Lipscomb	Martin	Paul	DeMarco	Bleday	Kaiser	Raby	Scott	Jones	Infante
Mar 30	at #2 Florida	Martin	Scott	DeMarco	Clarke	Kaiser	Paul	Grisanti	Infante	Jones
Mar 31	at #2 Florida	Martin	Kaiser	Paul	Infante	Scott	DeMarco	Clarke	Gonzalez	Jones
Apr 01	at #2 Florida	Martin	Paul	Clarke	Infante	Scott	DeMarco	Jones	Kaiser	Gonzalez
Apr 03	at MTSU	Martin	Kaiser	Clarke	Infante	Paul	DeMarco	Duvall	Gonzalez	Jones
Apr 05	#16 GEORGIA	Martin	Jones	Clarke	DeMarco	Paul	Kaiser	Scott	Davis	Infante
Apr 06	#16 GEORGIA	Martin	Jones	Clarke	Gonzalez	Paul	DeMarco	Scott	Kaiser	Ray
Apr 07	#16 GEORGIA	Martin	Jones	Clarke	DeMarco	Scott	Kaiser	Paul	Ray	Davis

VANDERBILT HOME RUNS

No.	Player	Game #	Date	Opponent	Pitcher	Runs	Inn	Outs	Count	Final
1.	Scott	2	Feb. 17	#25 Duke	Stinson, G	1	7	2	0-2	L, 5-4
2.	Martin	3	Feb. 18	#25 Duke	Stallings, M *	1	1	0	1-1	W, 9-1
3.	Paul	4	Feb. 20	Presbyterian	PARADIS, A.	1	1	2	2-1	W, 7-1
4.	Clarke	5	Feb. 21	Presbyterian	McLAUGHLIN	3	1	2	0-0	W, 15-2
5.	Bleday	6	Feb. 23	UMass-Lowell	Hoar III	1	7	2	1-0	W, 15-0
6.	Gonzalez	7	Feb. 24	UMass-Lowell	Riley	3	5	1	3-2	W, 15-2
7.	Paul	7	Feb. 24	UMass-Lowell	Constant	4	5	2	3-2	W, 15-2
8.	Gonzalez	7	Feb. 24	UMass-Lowell	Hoar III	2	8	0	2-2	W, 15-2
9.	Scott	8	Feb. 25	UMass-Lowell	Rand	3	6	1	1-2	W, 9-2
10.	Paul	9	Feb. 27	AUSTIN PEAY	Gollert	2	3	1	0-0	W, 19-6
11.	Grisanti	9	Feb. 27	AUSTIN PEAY	Rye	3	4	2	3-2	W, 19-6
12.	Bleday	9	Feb. 27	AUSTIN PEAY	Wilson	1	8	0	1-0	W, 19-6
13.	DeMarco	10	Feb. 28	INDIANA STATE	Ward	1	6	0	2-2	W, 8-5
14.	Jones	10	Feb. 28	INDIANA STATE	Ridgway	3	6	2	0-1	W, 8-5
15.	Bleday	13	Mar. 4	vs. #24 Houston	Randel	2	1	1	3-2	W, 9-4
16.	Gonzalez	14	Mar. 7	at Long Beach	S. Sanchez	1	5	0	0-1	L, 4-3
17.	Paul	15	Mar. 9	at #11 UCLA	Bird	2	2	2	2-1	W, 6-3
18.	Infante	22	Mar. 23	#19 LSU	Z. Hess	2	2	1	1-1	W, 4-2
19.	DeMarco	22	Mar. 23	#19 LSU	Z. Hess	2	3	1	1-2	W, 4-2
20.	Clarke	26	Mar. 30	at #2 Florida	Singer	1	7	0	1-0	L, 8-4
21.	Scott	26	Mar. 30	at #2 Florida	Mace	3	8	1	3-1	L, 8-4
22.	Duvall	27	Mar. 31	at #2 Florida	McMullen	1	9	0	1-1	L, 10-2
23.	Paul	28	Apr. 1	at #2 Florida	Dyson	2	3	2	3-2	L, 8-2
24.	Gonzalez	29	Apr. 3	at MTSU	Blair	3	4	1	0-1	L, 4-3
25.	DeMarco	31	Apr. 6	#16 UGA	R. Webb	1	2	0	1-2	W, 5-3
26.	Scott	32	Apr. 7	#16 UGA	Kristofak	3	7	1	1-2	W, 8-3

\* - leadoff home run

HOME RUN TRACKER

Player	Career HR	Last HR	Opponent	Runs	Inn	Outs	Count	Final
Bleday	5	March 4, 2018	vs. #24 Houston	2	1	1	3-2	W, 9-4
Clarke	2	March 30, 2018	at #2 Florida	1	7	0	1-0	L, 8-4
DeMarco	3	April 6, 2018	vs. #16 Georgia	1	2	0	1-2	W, 5-3
Duvall	1	March 31, 2018	at #2 LSU	1	9	0	1-1	L, 10-2
Gonzalez	4	April 3, 2018	at MTSU	3	4	1	0-1	L, 4-3
Grisanti	2	Feb. 27, 2018	vs. Austin Peay	3	4	2	3-2	W, 19-6
Infante	18	March 23, 2018	vs. #19 LSU	2	2	1	1-1	W, 4-2
Jones	2	Feb. 28, 2018	vs. Indiana State	3	6	2	0-1	W, 8-5
Kaiser	1	May 23, 2017	vs. South Carolina	1	7	1	2-2	L, 7-4
Martin	1	Feb. 18, 2018	vs. #25 Duke	1	1	0	1-1	W, 9-1
Paul	14	April 1, 2018	at #2 Florida	2	3	2	3-2	L, 8-2
Ray	1	Feb. 28, 2017	vs. Southeastern La.	2	6	0	0-0	W, 9-6
Scott	7	April 7, 2018	vs. #16 Georgia	3	7	1	1-2	W, 8-3

BIG INNINGS (FOUR-PLUS RUNS)

VANDERBILT (16)					OPPONENTS (5)				
Date	Opponent	Inning	Runs	Result	Date	Opponent	Inning	Runs	Result
2/16	#25 Duke	5	5	W, 9-1	3/21	vs. Belmont	5	5	L, 8-5
2/18	#25 Duke	6	5	W, 9-1	3/27	vs. Lipscomb	5	4	L, 5-1
2/20	Presbyterian	7	4	W, 7-1	3/30	at #2 Florida	7	5	L, 8-4
2/21	Presbyterian	8	6	W, 15-2	3/31	at #2 Florida	7	7	L, 10-2
2/23	UMass-Lowell	4	5	W, 15-0	4/01	at #2 Florida	1	4	L, 8-2
2/23	UMass-Lowell	8	5	W, 15-0					
2/24	UMass-Lowell	5	10	W, 15-2					
2/27	Austin Peay	4	8	W, 19-6					
2/27	Austin Peay	8	4	W, 19-6					
2/28	Indiana State	6	4	W, 8-5					
3/02	vs. Sam Houston St.	5	4	L, 7-6 (10)					
3/04	vs. #24 Houston	1	4	W, 9-4					
3/14	EASTERN KY.	9	4	L, 6-5					
3/17	at #19 Mississippi St.	8	7	W, 10-1					
3/18	at #19 Mississippi St.	5	4	W, 4-3					
4/07	#16 Georgia	5	4	W, 8-3					

HOME RUN BREAKDOWN

at Home	18
on the Road	7
at Neutral Site	1
vs. RHP	16
vs. LHP	10
vs. SEC Teams	8
vs. Non-Conference Teams	18
with 0 outs	8
with 1 out	9
with 2 outs	9
Solo HR	10
2-run HR	7
3-run HR	8
Grand Slam	1
Inside-the-Park HR	0
February	14
March	7
April	4
May	0
June	0
in 1st inning	4
in 2nd inning	3
in 3rd inning	3
in 4th inning	2
in 5th inning	3
in 6th inning	3
in 7th inning	4
in 8th inning	3
in 9th inning	1
in extra innings	0
Leadoff hitter	1
2-hole	3
3-hole	4
Cleanup	3
5-hole	3
6-hole	3
7-hole	2
8-hole	4
9-hole	1
Pinch hitter	2
to Left Field	6
to Left Center	2
to Centerfield	4
to Right Center	4
to Right Field	10
Day Games	18
Night Games	8
Starters	13
Relievers	13
To tie the game	2
To put Vanderbilt ahead	10
Walkoff HR	0
To lead off a game	1
To lead off an inning	7
Record with HR	13-6
Record without HR	6-7

**VANDERBILT RECORD WHEN...**

	<b>2018</b>
Total	19-13
Conference	7-5
Non-Conf	12-8
Home	13-4
Away	4-5
Neutral	2-4
Day	15-5
Night	4-8
vs Left	9-0
vs Right	10-13
1-Run games	2-6
2-Run games	2-0
5+Run games	12-2
Extra inns	0-1
Shutouts	3-1
Scoring 0-2 runs	0-5
Scoring 3-5 runs	4-6
Scoring 6-9 runs	9-1
Scoring 10+ runs	5-0
Opponent 0-2 runs	11-0
Opponent 3-5 runs	7-6
Opponent 6-9 runs	1-6
Opponent 10+ runs	0-1
Scored in 1st inning	9-0
Scores first	10-5
Opp. scores first	9-7
After 6 leading	19-3
After 6 trailing	0-10
After 6 tied	0-0
After 7 leading	18-2
After 7 trailing	0-10
After 7 tied	0-1
After 8 leading	18-1
After 8 trailing	0-11
After 8 tied	0-0
Hit 0 home runs	6-7
Hit 1 home run	9-5
Hit 2+ home runs	4-1
Opponent 0 home runs	13-4
Opponent 1 home run	5-7
Opponent 2+ HRs	1-2
Made 0 errors	13-8
Made 1 error	4-2
Made 2+ errors	2-3
Opp. made 0 errors	3-6
Opp. made 1 error	9-5
Opp. made 2+ errors	7-2
Out-hit opponent	13-3
Out-hit by opponent	4-7
Hits are tied	2-3

**MISCELLANEOUS STATS**

<b>HITTING</b>	<b>Longest</b>	<b>Current</b>
Pat DeMarco	8	2
Ethan Paul	8	1
JJ Bleday	8	-
Austin Martin	7	5
Stephen Scott	7	3
Connor Kaiser	7	2
Philip Clarke	6	1
Jayson Gonzalez	5	-
Julian Infante	5	-
Alonzo Jones	4	3
Walker Grisanti	4	-
Harrison Ray	2	-
Garrett Blaylock	2	-
Cooper Davis	1	1
Ty Duvall	1	1

<b>REACHED BASE</b>	<b>Longest</b>	<b>Current</b>
Connor Kaiser	26	6
JJ Bleday	13	13
Ethan Paul	13	6
Walker Grisanti	13	-
Stephen Scott	11	3
Pat DeMarco	10	4
Philip Clarke	8	1
Austin Martin	8	8
Alonzo Jones	6	3
Jayson Gonzalez	6	-
Julian Infante	5	-
Harrison Ray	3	-
Tyler Solomon	2	2
Cooper Davis	2	2
Ty Duvall	2	1
Garrett Blaylock	2	-

**GAME SUMMARY**

**Record when team scores:**

Runs	0	1	2	3	4	5	6	7	8	9	10+
W-L	0-1	1-1	0-4	0-2	2-2	2-2	1-1	2-0	2-0	4-0	5-0

**Record when opponent scores:**

Runs	0	1	2	3	4	5	6	7	8	9	10+
W-L	3-0	4-0	4-0	4-2	2-2	1-2	1-2	0-1	0-3	0-0	0-1

**Record when leading after:**

Inn.	1	2	3	4	5	6	7	8
W-L	9-0	9-1	12-3	13-4	17-3	19-3	18-2	18-1

**Record when trailing after:**

Runs	1	2	3	4	5	6	7	8
W-L	4-5	2-5	2-6	3-7	1-8	0-10	0-10	0-11

**Record when tied after:**

Runs	1	2	3	4	5	6	7	8
W-L	6-8	8-7	5-4	3-2	1-2	0-0	0-1	0-0

**General summary:**

Current winning streak	2
Longest winning streak	8
Longest losing streak	6

Home attendance	46857 (17 dates avg = 2756)
Away attendance	53246 (15 dates avg = 3549)
Total attendance	100103 (32 dates avg = 3128)

**INNING-BY-INNING SUMMARY**

	<b>1</b>	<b>2</b>	<b>3</b>	<b>4</b>	<b>5</b>	<b>6</b>	<b>7</b>	<b>8</b>	<b>9</b>	<b>EX</b>	<b>Total</b>
Vanderbilt	17	16	14	25	39	25	25	32	10	1	204
Opponents	19	9	9	12	19	8	23	10	9	2	120

<b>MULTI-HIT GAMES</b>	<b>2</b>	<b>3</b>	<b>4</b>	<b>5+</b>	<b>Tot</b>
Pat DeMarco	10	3	-	-	13
Connor Kaiser	9	-	-	-	9
Austin Martin	6	2	1	-	9
JJ Bleday	8	1	-	-	9
Philip Clarke	6	2	-	-	8
Ethan Paul	5	1	1	-	7
Stephen Scott	4	1	-	-	5
Jayson Gonzalez	2	-	2	-	4
Julian Infante	4	-	-	-	4
Alonzo Jones	3	1	-	-	4
Harrison Ray	2	-	-	-	2
TEAM	59	11	4	0	74

<b>MULTI-RBI GAMES</b>	<b>2</b>	<b>3</b>	<b>4</b>	<b>5+</b>	<b>Tot</b>
Connor Kaiser	7	1	-	-	8
Pat DeMarco	6	-	1	-	7
Ethan Paul	2	3	1	1	7
Jayson Gonzalez	1	2	1	1	5
Philip Clarke	-	3	-	-	3
Stephen Scott	-	1	2	-	3
Julian Infante	1	-	-	-	1
Garrett Blaylock	1	-	-	-	1
JJ Bleday	1	-	-	-	1
Walker Grisanti	-	1	-	-	1
Alonzo Jones	-	1	-	-	1
TEAM	19	12	5	2	38

**VU ALL-TIME VS. OPPONENTS**

Auburn	61-93-1
Austin Peay	54-20-2
Belmont	56-14-0
Duke	2-1-0
Eastern Kentucky	0-2-0
Evansville	33-18-0
Florida	73-137-0
Georgia	115-121-0
Houston	1-2-0
Indiana State	5-3-0
Kentucky	121-125-3
Lipscomb	51-12-0
Long Beach State	5-2-0
Louisiana	0-1-0
Louisville	22-9-0
LSU	44-59-0
Middle Tennessee	97-44-0
Mississippi State	47-69-2
Missouri	16-1-0
Ole Miss	54-56-2
Presbyterian	3-0-0
Sam Houston State	0-1-0
South Carolina	32-56-0
TCU	3-1-0
Tennessee	162-161-3
Tennessee Tech	43-22-0
UCLA	2-1-0
USC	3-1-0
UMass-Lowell	3-0-0
Western Kentucky	41-19-0

**CORBIN VS. 2018 OPPONENTS**

Auburn	25-9-0
Austin Peay	16-2-0
Belmont	20-6-0
Duke	2-1-0
Eastern Kentucky	0-1-0
Evansville	6-2-0
Florida	23-35-0
Georgia	36-16-0
Houston	1-0-0
Indiana State	4-1-0
Kentucky	28-16-0
Lipscomb	19-4-0
Long Beach State	5-2-0
Louisiana	0-1-0
Louisville	11-7-0
LSU	21-15-0
Middle Tennessee	24-10-0
Mississippi State	26-10-0
Missouri	16-1-0
Ole Miss	19-21-0
Presbyterian	2-0-0
Sam Houston State	0-1-0
South Carolina	27-27-0
TCU	3-1-0
Tennessee	30-17-0
Tennessee Tech	9-20
UCLA	2-1-0
USC	2-1-0
UMass-Lowell	3-0-0
Western Kentucky	12-5-0

**CORBIN RECORD BY VENUE**

Home	410-132-1
Away	176-149-0
Neutral	78-48-0

**SERIES-BY-SERIES BATTING**

	AVG.	GP	AB	R	H	2B	3B	HR	RBI	TB	SLG%	BB	HP	SO	GDP	OB%	SF	SH	SB-ATT
#25 DUKE	.339	3	109	22	37	6	0	2	19	49	.450	10	3	20	2	.407	1	1	5-5
PRESBYTERIAN	.315	2	73	22	23	7	1	2	16	38	.521	14	2	9	1	.438	0	0	8-9
UMASS-LOWELL	.370	3	108	39	40	8	1	5	36	65	.602	29	5	29	2	.517	1	1	12-12
at Mississippi State	.296	3	108	19	32	8	1	0	12	42	.389	13	3	34	4	.387	0	4	4-6
LSU	.209	3	86	7	18	3	0	2	6	27	.314	7	2	26	0	.284	0	1	7-7
at Florida	.163	3	98	8	16	2	0	4	8	30	.306	6	3	36	0	.234	0	2	2-2
GEORGIA	.286	3	98	15	28	7	0	2	15	41	.418	13	3	26	0	.383	1	1	10-12
OLE MISS																			
at Missouri																			
SOUTH CAROLINA																			
at Auburn																			
at Tennessee																			
KENTUCKY																			

**SERIES-BY-SERIES PITCHING**

	ERA	W-L	GS	CG	SV	IP	H	R	ER	BB	SO	2B	3B	HR	B/AVG.
#25 DUKE	2.33	2-1	3	0	0	27.0	18	7	7	10	35	4	0	1	.194
PRESBYTERIAN	1.00	2-0	2	0	0	18.0	11	3	2	3	16	2	0	0	.177
UMASS-LOWELL	1.33	3-0	3	0	0	27.0	19	4	4	4	36	2	0	0	.198
at Mississippi State	1.33	3-0	3	0	2	27.0	19	4	4	12	34	2	0	1	.194
LSU	2.88	2-1	3	1	1	25.0	21	8	8	11	22	1	2	1	.244
at Florida	9.38	0-3	3	0	0	24.0	30	26	25	20	24	8	0	5	.309
GEORGIA	2.67	2-1	3	0	1	27.0	25	9	8	8	31	3	1	0	.245
OLE MISS															
at Missouri															
SOUTH CAROLINA															
at Auburn															
at Tennessee															
KENTUCKY															

**MONTH-BY-MONTH BATTING**

	AVG.	GP	AB	R	H	2B	3B	HR	RBI	TB	SLG%	BB	HP	SO	GDP	OB%	SF	SH	SB-ATT
February	.352	10	364	110	128	29	2	14	96	203	.558	65	11	78	5	.460	3	2	30-32
March	.221	17	556	74	123	20	2	8	60	171	.308	78	18	170	10	.335	2	7	22-28
April	.255	5	153	20	39	9	0	4	20	60	.392	17	7	42	0	.354	1	3	10-14
May																			
June																			

**MONTH-BY-MONTH PITCHING**

	ERA	W-L	GS	CG	SV	IP	H	R	ER	BB	SO	2B	3B	HR	B/AVG.
February	2.00	9-1	10	0	0	90.0	59	25	20	27	103	11	0	5	.186
March	4.31	8-9	17	1	5	146.1	134	74	70	72	167	24	4	13	.249
April	4.29	12-3	5	0	1	42.0	44	21	20	21	46	7	1	4	.272
May															
June															

**HOME-AWAY-NEUTRAL BATTING**

	AVG.	GP	AB	R	H	2B	3B	HR	RBI	TB	SLG%	BB	HP	SO	GDP	OB%	SF	SH	SB-ATT
Home	.315	17	585	137	184	39	3	18	122	283	.484	90	19	139	6	.420	4	4	47-51
Away	.230	9	291	39	67	13	1	7	32	103	.354	35	8	90	6	.328	1	8	6-12
Neutral	.198	6	197	28	39	6	0	1	22	48	.244	35	9	61	3	.343	1	0	9-11

**HOME-AWAY-NEUTRAL PITCHING**

	ERA	W-L	GS	CG	SV	IP	H	R	ER	BB	SO	2B	3B	HR	B/AVG.
Home	2.44	13-4	17	1	2	151.0	112	48	41	52	168	17	3	6	.209
Away	4.80	4-5	9	0	3	75.0	71	41	40	45	86	13	0	8	.250
Neutral	4.99	2-4	6	0	1	52.1	54	31	29	23	62	12	2	8	.276

**DAY-NIGHT BATTING**

	AVG.	GP	AB	R	H	2B	3B	HR	RBI	TB	SLG%	BB	HP	SO	GDP	OB%	SF	SH	SB-ATT
Day	.299	20	693	155	207	44	2	18	134	309	.446	101	20	181	10	.401	3	6	45-50
Night	.218	12	380	49	83	14	2	8	42	125	.329	59	16	109	5	.345	3	6	17-24

**DAY-NIGHT PITCHING**

	ERA	W-L	GS	CG	SV	IP	H	R	ER	BB	SO	2B	3B	HR	B/AVG.
Day	3.13	15-5	20	1	3	175.1	139	67	61	65	203	24	2	16	.218
Night	4.28	4-8	12	0	4	103.0	98	53	49	55	113	18	3	6	.259



The Automated ScoreBook  
 Overall Statistics for Vanderbilt (as of Apr 08, 2018)  
 (All games Sorted by Batting avg)



Record: 19-13 Home: 13-4 Away: 4-5 Neutral: 2-4 SEC: 7-5

Player	avg	gp-gs	ab	r	h	2b	3b	hr	rbi	tb	slg%	bb	hp	so	gdp	ob%	sf	sh	sb-att	po	a	e	fld%	
JJ Bleday	.372	24-20	78	14	29	3	0	3	8	41	.526	13	1	17	2	.467	0	0	1-2	40	0	0	1.000	
Austin Martin	.340	29-28	103	26	35	7	0	1	7	45	.437	16	9	20	1	.469	0	3	13-17	57	6	0	1.000	
Pat DeMarco	.299	32-32	127	23	38	8	1	3	22	57	.449	10	4	28	1	.369	0	0	4-5	55	3	0	1.000	
Philip Clarke	.297	28-20	101	11	30	6	0	2	16	42	.416	14	2	16	3	.390	1	0	4-5	105	13	0	1.000	
Connor Kaiser	.277	32-32	119	25	33	6	1	0	21	41	.345	22	2	26	1	.399	0	4	11-12	53	72	0	1.000	
Ethan Paul	.263	32-32	118	24	31	10	0	5	30	56	.475	16	8	31	1	.385	1	1	8-9	46	73	3	.975	
Stephen Scott	.253	25-20	75	16	19	6	0	4	18	37	.493	17	1	24	1	.398	0	1	4-6	166	17	4	.979	
Jayson Gonzalez	.247	27-25	89	14	22	2	0	4	21	36	.404	7	1	33	3	.309	0	0	1-1	9	33	6	.875	
Alonzo Jones	.244	25-23	78	15	19	3	1	1	6	27	.346	9	1	20	1	.330	0	1	10-10	43	2	0	1.000	
Julian Infante	.158	27-26	95	9	15	3	0	1	9	21	.221	7	3	40	1	.234	2	1	1-1	185	11	3	.985	
-----																								
Harrison Ray	.316	19-4	19	4	6	1	1	0	4	9	.474	4	1	5	0	.458	0	0	2-2	6	5	0	1.000	
Garrett Blaylock	.300	11-0	10	3	3	1	0	0	4	4	.400	0	0	4	0	.300	0	0	0-0	1	3	0	1.000	
Ty Duvall	.300	11-2	10	4	3	1	0	1	1	7	.700	5	0	5	0	.533	0	0	0-0	37	2	0	1.000	
Cooper Davis	.286	6-2	7	3	2	0	0	0	3	2	.286	2	0	1	0	.400	1	0	1-1	3	0	0	1.000	
Walker Grisanti	.139	19-10	36	11	5	1	0	1	5	9	.250	16	3	16	0	.429	1	1	2-3	12	0	0	1.000	
Kiambu Fentress	.000	7-0	5	0	0	0	0	0	1	0	.000	0	0	2	0	.000	0	0	0-0	2	0	0	1.000	
Tyler Solomon	.000	5-0	3	2	0	0	0	0	0	0	.000	2	0	2	0	.400	0	0	0-0	2	0	0	1.000	
Mason Hickman	.000	1-1	0	0	0	0	0	0	0	0	.000	0	0	0	0	.000	0	0	0-0	1	2	0	1.000	
Patrick Raby	.000	1-1	0	0	0	0	0	0	0	0	.000	0	0	0	0	.000	0	0	0-0	2	4	0	1.000	
Tyler Brown	.000	1-1	0	0	0	0	0	0	0	0	.000	0	0	0	0	.000	0	0	0-0	0	2	0	1.000	
Drake Fellows	.000	5-5	0	0	0	0	0	0	0	0	.000	0	0	0	0	.000	0	0	0-0	3	5	0	1.000	
Zach King	.000	2-2	0	0	0	0	0	0	0	0	.000	0	0	0	0	.000	0	0	0-0	2	3	1	.833	
Chandler Day	.000	2-2	0	0	0	0	0	0	0	0	.000	0	0	0	0	.000	0	0	0-0	1	3	0	1.000	
Totals	.270	32	1073	204	290	58	4	26	176	434	.404	160	36	290	15	.381	6	12	62-74	835	273	18	.984	
Opponents	.233	32	1017	120	237	42	5	22	106	355	.349	120	30	316	18	.329	10	16	29-39	813	258	38	.966	

LOB - Team (270), Opp (239). DPs turned - Team (23), Opp (19). CI - Team (1), Scott 1. IBB - Team (3), Bleday 2, Clarke 1, Opp (1). Picked off - Martin 1, Paul 1, Infante 1, Gonzalez 1.

(All games Sorted by Earned run avg)

Player	era	w-l	app	gs	cg	sho	sv	ip	h	r	er	bb	so	2b	3b	hr	b/avg	wp	hp	bk	sfa	sha
Drake Fellows	2.51	4-1	8	8	0	0/2	0	46.2	34	14	13	20	53	5	1	2	.213	3	4	0	1	4
Patrick Raby	2.88	2-4	8	5	0	0/1	0	34.1	35	12	11	15	31	5	2	2	.271	2	4	0	1	2
Mason Hickman	3.57	6-1	8	5	1	1/0	0	35.1	31	14	14	12	35	9	1	1	.237	4	0	2	2	0
-----																						
Hugh Fisher	0.00	0-0	6	0	0	0/0	0	5.2	2	1	0	3	4	0	0	0	.111	1	1	0	0	0
Erik Kaiser	0.00	0-0	2	0	0	0/0	0	2.0	1	0	0	0	3	1	0	0	.143	0	0	0	0	0
AJ Franklin	0.00	0-0	2	0	0	0/1	0	1.2	0	0	0	1	0	0	0	0	.000	0	0	0	0	0
Maddux Conger	2.38	1-0	5	1	0	0/0	0	11.1	9	7	3	10	13	3	0	1	.209	4	1	0	0	0
Aaron Brown	2.57	1-0	6	0	0	0/0	0	7.0	8	3	2	3	7	2	0	1	.276	0	1	0	0	0
Justin Wilson	3.38	0-0	6	0	0	0/0	0	5.1	2	2	2	4	8	0	0	0	.133	1	2	0	1	1
Zach King	3.57	0-2	9	2	0	0/1	2	22.2	23	10	9	8	22	2	0	0	.274	1	3	0	1	1
Chandler Day	3.86	1-0	7	3	0	0/0	0	21.0	17	9	9	7	27	3	0	1	.218	3	3	0	1	1
Jake Eder	4.08	1-3	7	7	0	0/0	0	28.2	19	14	13	11	32	3	0	4	.188	2	1	0	1	2
Jackson Gillis	4.67	2-0	8	1	0	0/0	0	17.1	14	9	9	13	27	3	0	4	.219	2	4	1	1	2
Paxton Stover	4.76	0-0	5	0	0	0/0	0	5.2	5	3	3	0	8	0	0	0	.263	1	1	0	0	2
Reid Schaller	5.06	0-0	8	0	0	0/0	1	10.2	12	6	6	5	14	2	1	2	.286	2	2	0	1	1
Tyler Brown	5.21	1-2	9	0	0	0/0	3	19.0	20	11	11	4	27	4	0	3	.260	0	0	0	0	0
Justin Willis	11.25	0-0	7	0	0	0/0	0	4.0	5	5	5	4	5	0	0	1	.294	1	3	0	0	0
Totals	3.56	19-13	32	32	1	3/2	6	278.1	237	120	110	120	316	42	5	22	.233	27	30	3	10	16
Opponents	5.98	13-19	32	32	1	1/1	6	271.0	290	204	180	160	290	58	4	26	.270	36	36	10	6	12

PB - Team (3), Scott 2, Clarke 1, Opp (10). Pickoffs - Team (5), King 2, Scott 1, Clarke 1, Stover 1, Opp (4). SBA/ATT - Scott (13-19), Clarke (14-16), Eder (6-7), Raby (4-6), Fellows (1-5), King (5-5), Duvall (2-4), Hickman (3-4), Fisher (1-2), T. Brown (2-2), Conger (2-2), Wilson (1-1), Willis (1-1), Gillis (0-1), Stover (1-1), A. Brown (1-1), Schaller (1-1).



Vanderbilt Baseball  
Western Kentucky at #24 Vanderbilt  
Mar 14, 2017 at Nashville, Tenn. (Hawkins Field)



Western Kentucky 1 (6-12)

Vanderbilt 8 (12-6)

Player	ab	r	h	rbi	bb	so	po	a	lob
Steven Kraft lf	4	0	1	0	0	0	2	0	1
Tyler Robertson 2b	2	0	1	0	0	0	1	2	0
Marshall Smith ph/2b	1	0	0	0	0	0	0	0	0
Hunter Wood dh	4	0	1	0	0	1	0	0	0
Paul Murray rf	3	0	0	0	1	0	2	0	1
Nathan Methvin 1b	2	0	0	0	0	1	3	1	0
Thomas Peter ph	1	0	0	0	0	0	0	0	0
Grayson Ivey 1b	1	0	0	0	0	0	4	0	1
Kevin Lambert ss	3	1	1	0	0	1	3	2	2
Bryson Smith ss	1	0	0	0	0	0	0	0	0
Colie Currie cf	3	0	1	0	0	0	3	0	0
Ray Zuberer III ph	1	0	0	0	0	0	0	0	0
Ty Hogan c	3	0	2	1	0	1	3	2	0
Cody Cooper c	0	0	0	0	0	0	2	0	0
Steven Dipuglia 3b	3	0	0	0	0	1	1	0	2
Wyatt Featherston ph	1	0	0	0	0	1	0	0	1
Jeff Ciocco p	0	0	0	0	0	0	0	0	0
Evan Acosta p	0	0	0	0	0	0	0	0	0
Kevin Elder p	0	0	0	0	0	0	0	0	0
Bailey Sutton p	0	0	0	0	0	0	0	0	0
Brett Vansant p	0	0	0	0	0	0	0	0	0
Totals	33	1	7	1	1	6	24	7	8

Player	ab	r	h	rbi	bb	so	po	a	lob
Jeren Kendall cf	5	1	1	0	0	1	1	0	5
Ro Coleman lf	1	0	0	0	0	0	1	0	0
Walker Grisanti lf	2	2	0	0	1	1	2	0	0
Julian Infante 1b	3	1	2	1	2	0	11	2	0
Will Toffey 3b	5	1	2	2	0	0	1	3	1
Stephen Scott dh	3	0	0	0	2	1	0	0	0
JJ Bleday rf	4	0	0	0	1	0	2	0	2
Ethan Paul 2b	4	1	2	0	0	1	1	5	3
Connor Kaiser ss	3	1	0	0	1	0	1	1	0
Ty Duvall c	3	1	3	2	1	0	5	2	0
Chandler Day p	0	0	0	0	0	0	2	0	0
Zach King p	0	0	0	0	0	0	0	1	0
Collin Snider p	0	0	0	0	0	0	0	0	0
Matt Ruppenthal p	0	0	0	0	0	0	0	0	0
Totals	33	8	10	5	8	4	27	14	11

Score by Innings	1	2	3	4	5	6	7	8	9	R	H	E
Western Kentucky	0	1	0	0	0	0	0	0	0	1	7	3
Vanderbilt	0	2	0	0	1	0	5	0	X	8	10	0

E - Kraft, S.(1); Robertson 2(3). DP - Hilltoppers 2. LOB - Hilltoppers 8; Commodores 11. 2B - Robertson(3); Infante(4); Toffey(3); Duvall(1). HBP - Robertson; Cooper, C; Paul. SH - Grisanti(1). SB - Coleman(3); Toffey(3). CS - Kraft, S.(1); Paul(1).

Western Kentucky	ip	h	r	er	bb	so	ab	bf	np
Jeff Ciocco	4.0	5	3	1	3	2	17	20	85
Evan Acosta	2.0	2	2	2	1	0	7	8	32
Kevin Elder	0.0	2	3	1	0	0	2	3	6
Bailey Sutton	1.0	0	0	0	2	0	3	6	27
Brett Vansant	1.0	1	0	0	2	2	4	6	29

Vanderbilt	ip	h	r	er	bb	so	ab	bf	np
Chandler Day	5.1	6	1	1	0	4	21	22	70
Zach King	1.1	1	0	0	0	1	5	5	18
Collin Snider	1.1	0	0	0	1	0	4	5	22
Matt Ruppenthal	1.0	0	0	0	0	1	3	4	7

Win - Day (2-0). Loss - Ciocco, J. (0-2). Save - None.

WP - Acosta, E.(2); Elder, K.(1); King(1). HBP - by Day (Robertson); by Sutton, B. (Paul); by Ruppenthal (Cooper, C). Inherited runners/scored: Acosta, E. 1/1; Elder, K. 2/2; Sutton, B. 1/1; King 2/0; Snider 1/0. Pitches/strikes: Ciocco, J. 85/47; Acosta, E. 32/21; Elder, K. 6/5; Sutton, B. 27/11; Vansant, B. 29/14; Day 70/46; King 18/13; Snider 22/11; Ruppenthal 7/5.

Umpires - HP: Scott Cline 1B: Juan Garza 2B: Randy Hunley 3B: Todd Henderson

Start: 4:33 Time: 3:14 Attendance: 2552

Weather: 38, mostly cloudy

Ciocco, J. faced 1 batter in the 5th.

Acosta, E. faced 2 batters in the 7th.

Elder, K. faced 3 batters in the 7th.

**THE LAST TIME VANDERBILT...**

Won 10 or more consecutive games \_\_\_\_\_ 4/20-5/16/13 (14)  
 Lost five or more consecutive games \_\_\_\_\_ 3/27-4/5/18 (6)  
 Scored 20 or more runs in a game \_\_\_\_\_ 21 vs. Middle Tennessee, 4/18/17  
 Scored 10+ Runs in an Inning \_\_\_\_\_ 10 (5th) vs UMass-Lowell, 2/24/18  
 Did Not Strikeout \_\_\_\_\_ vs. Tennessee-Martin, 2/23/05  
 Hit consecutive home runs \_\_\_\_\_ Will Toffey (2R), Stephen Scott (solo) at Ole Miss, 3/18  
 Had a triple steal \_\_\_\_\_ Ethan Paul (home), Jeren Kendall (3rd), Bryan Reynolds (2nd) vs. Auburn, 5/19/16  
 Shut out consecutive opponents \_\_\_\_\_ vs. Radford (12-0), 3/9/16  
 \_\_\_\_\_ vs. Xavier (7-0), 3/11/16  
 Shut out the opponent \_\_\_\_\_ vs. LSU (1-0), 3/25/18  
 Was shut out by the opponent at home \_\_\_\_\_ vs. Kentucky (3-0), 4/17/16  
 Was shut out by the opponent on the road \_\_\_\_\_ at Clemson (6-0), 6/4/17  
 Was shut out in two consecutive games \_\_\_\_\_ vs. Kentucky (14-0) (4-0), 4/23/76  
 Swept a conference doubleheader \_\_\_\_\_ vs. Auburn, 5/19/16  
 Was swept in a conference doubleheader \_\_\_\_\_ vs. Tennessee, 4/25/10  
 Swept a conference series at home \_\_\_\_\_ vs. Auburn, 5/19-21/16  
 Was swept in a conference series at home \_\_\_\_\_ vs. Tennessee, 5/14-16/09  
 Swept a conference series (three games) on the road \_\_\_\_\_ at Mississippi State, 3/16-18/18  
 Was swept in a conference series on the road \_\_\_\_\_ at Florida, 3/31-4/1/18  
 Lost a conference series at home \_\_\_\_\_ vs. Florida, 3/13-15/17  
 Lost a conference series on the road \_\_\_\_\_ at Florida, 3/31-4/1/18  
 Threw a no hitter \_\_\_\_\_ at Western Kentucky (J. Lewis, N. Pilkington, J. Scott, M. Buschmann), 5/6/03  
 Was no-hit \_\_\_\_\_ at Texas A&M (Kyle Simonds, 9.0), 5/7/16

**THE LAST TIME A VANDERBILT PLAYER...**

Hit two home runs in a game \_\_\_\_\_ Jayson Gonzalez vs. UMass-Lowell, 2/24/17  
 Hit three home runs in a game \_\_\_\_\_ Aaron Westlake vs. Oregon State, 6/11/11  
 Hit a grand slam \_\_\_\_\_ Ethan Paul vs. UMass-Lowell, 2/24/18  
 Hit a walk-off home run \_\_\_\_\_ Jeren Kendall vs. Cal State Fullerton, 6/14/15  
 Hit an inside the park home run \_\_\_\_\_ Will Toffey vs. Belmont, 3/22/17  
 Hit for the cycle \_\_\_\_\_ Clinton Johnston vs. Kentucky, 4/28/96  
 Had seven or more RBIs in a game \_\_\_\_\_ Ethan Paul (7) vs. UMass-Lowell, 2/24/18  
 \_\_\_\_\_ Dominic de la Osa (7) vs. Georgia, 4/16/06  
 \_\_\_\_\_ Karl Nonemaker (7) vs. Kentucky, 5/12/02  
 Had five or more hits in a game \_\_\_\_\_ Tony Kemp (5) at Belmont, 2/19/13  
 Had two hits in an Inning \_\_\_\_\_ Ethan Paul (8th - 1B, 2B) at Mississippi State, 3/17/18  
 Had 10 or more total bases in a game \_\_\_\_\_ Jayson Gonzalez (11) vs. UMass-Lowell, 2/24/18  
 Stole three or more bases in a game \_\_\_\_\_ Austin Martin (3) vs. Presbyterian, 2/21/18  
 Stole Home \_\_\_\_\_ Ethan Paul vs. Auburn, 5/19/16  
 Had a 10-game hit streak \_\_\_\_\_ Julian Infante (10), 3/28-4/13/17  
 Had a 15-game hit streak \_\_\_\_\_ Bryan Reynolds (16), 3/10-4/3/15  
 Had a 20-game hit streak \_\_\_\_\_ Xavier Turner (27), 3/4-4/22/14  
 Had a 25-game hit streak \_\_\_\_\_ Xavier Turner (27), 3/4-4/22/14  
 Had 10 or more strikeouts in a game \_\_\_\_\_ Chandler Day (10) vs. Georgia, 4/6/18  
 Had 15 or more strikeouts in a game \_\_\_\_\_ Kevin Ziomek (15) vs. Illinois-Chicago, 3/1/13  
 Pitched a complete game \_\_\_\_\_ Patrick Raby at Georgia, 4/21/17  
 Pitched a seven-inning complete game \_\_\_\_\_ Mason Hickman vs. LSU, 3/25/18  
 Pitched a nine-inning, complete game shutout \_\_\_\_\_ Kyle Wright vs. Florida, 4/14/17  
 Pitched a seven-inning, complete game shutout \_\_\_\_\_ Mason Hickman vs. LSU, 3/25/18  
 Pitched a combined shutout \_\_\_\_\_ Drake Fellows (6.0), Zach King (3.0) at Mississippi State, 3/16/18  
 Pitched a no-hitter \_\_\_\_\_ Doug Wessel vs. Belmont, 4/19/1971  
 Pitched a no-hitter (combined) \_\_\_\_\_ Jensen Lewis, Nick Pilkington, John Scott, Matt Buschmann at Western Ky., 5/6/03  
 Pitched a perfect game \_\_\_\_\_ Jensen Lewis, Nick Pilkington, John Scott, Matt Buschmann at Western Ky., 5/6/03

NUMERICAL ROSTER

No.	Name	Pos.	B/T	Ht.	Wt.	Cl.	Hometown/Previous School
2	Harrison Ray	IF	R/R	5-11	190	So./1L	Longwood, Fla. (Lake Brantley HS)
3	Cooper Davis	OF	L/R	5-10	185	Fr./HS	Mississauga, Ontario (St. Aloysius Gonzaga)
5	Philip Clarke	C	L/R	5-11	190	Fr./HS	Franklin, Tenn. (Christ Presbyterian Academy)
6	Justin Wilson	RHP	R/R	6-0	180	R-So./RS	Murfreesboro, Tenn. (Oakland HS/Vol State CC)
8	Alonzo Jones	OF	S/R	5-10	195	Jr./2L	Columbus, Ga. (Columbus HS)
9	Garrett Blaylock	IF	L/R	6-3	208	Fr./HS	Asheville, N.C. (T.C. Roberson HS)
10	Ethan Paul	IF	L/R	5-10	185	Jr./2L	Bellevue, Wash. (International School)
11	Paxton Stover	LHP	L/L	5-11	200	Sr./1L	Ridgely, Tenn. (Dyer County HS/Dyersburg State CC)
12	Connor Kaiser	IF	R/R	6-4	205	Jr./2L	Overland Park, Kan. (Blue Valley West HS)
13	Kiambu Fentress	OF	R/R	6-0	175	R-So./1L	Nashville, Tenn. (Ensworth School)
16	Austin Martin	IF	R/R	6-0	170	Fr./HS	Jacksonville, Fla. (Trinity Christian Academy)
17	Walker Grisanti	OF	L/R	5-10	195	Jr./2L	Collierville, Tenn. (Christian Brothers HS)
18	Pat DeMarco	OF	R/R	5-11	205	Fr./HS	Winder, Ga. (Winder Barrow HS)
19	Stephen Scott	OF/C	L/R	5-11	200	Jr./2L	Cary, N.C. (Cardinal Gibbons HS)
20	Ty Duvall	C	L/R	5-11	190	So./1L	Lebanon, Ohio (Lebanon HS)
21	Tyler Brown	RHP	R/R	6-4	242	Fr./HS	Lewis Center, Ohio (Olentangy Orange HS)
22	Julian Infante	IF	R/R	6-3	215	Jr./2L	Miami, Fla. (Westminister Christian HS)
27	Chandler Day	RHP	R/R	6-5	180	Jr./2L	Granville, Ohio (Watkins Memorial HS)
29	Patrick Raby	RHP	R/R	6-3	230	Jr./2L	Knoxville, Tenn. (Farragut HS)
31	Justin Willis	RHP	R/R	5-11	180	Fr./HS	West New York, N.J. (Memorial HS)
32	Hugh Fisher	LHP	R/L	6-5	185	Fr./HS	Eads, Tenn. (Briarcrest Christian HS)
33	Erik Kaiser	RHP	R/R	6-5	205	Fr./HS	Waterloo, Ill. (Waterloo HS)
34	Zach King	LHP	L/L	6-6	210	So./1L	Spring Hill, Tenn. (Spring Hill HS)
35	Jackson Gillis	LHP	R/L	6-3	220	So./1L	Wilmington, Mass. (Wilmington HS)
39	Jake Eder	LHP	L/L	6-4	210	Fr./HS	Ft. Lauderdale, Fla. (Calvary Christian Academy)
40	Aaron Brown	RHP	R/R	6-4	205	Fr./HS	Mt. Juliet, Tenn. (Mt. Juliet HS)
42	Maddux Conger	RHP	R/R	6-3	200	Jr./2L	Stephenville, Texas (Stephenville HS)
43	Tyler Solomon	IF	S/R	6-4	215	Fr./HS	Haymarket, Va. (Battlefield HS)
44	Mason Hickman	RHP	R/R	6-6	230	Fr./HS	Hendersonville, Tenn. (Pope John Paul II HS)
45	Reid Schaller	RHP	R/R	6-3	215	R-Fr./RS	Lebanon, Ind. (Lebanon HS)
49	AJ Franklin	LHP	L/L	6-2	180	R-So./1L	Lebanon, Tenn. (Wilson Central HS)
51	JJ Bleday	OF	L/L	6-3	205	So./1L	Panama City Beach, Fla. (A. Crawford Mosley HS)
66	Drake Fellows	RHP	L/R	6-5	210	So./1L	Plainfield, Ill. (Joliet Catholic Academy)
99	Jayson Gonzalez	INF	R/R	6-2	205	Fr./HS	Covina, Calif. (Bishop Amat HS)

**Head Coach:** 4 Tim Corbin (Ohio Wesleyan, 1984) - 16th Season at Vanderbilt  
**Associate Head Coach:** 26 Scott Brown (SUNY-Cortland, 1999)  
**Assistant Coach:** 24 Mike Baxter (Vanderbilt, 2005)  
**Volunteer Coach:** 1 David Macias (Vanderbilt, 2008)  
**Athletic Trainer:** Tracy Campbell (James Madison, 2008)  
**Strength & Conditioning Coach:** Chris Ham (Illinois, 2005)  
**Director of Baseball Operations:** Brooks Webb (Birmingham Southern, 2011)  
**Director of Player Development:** Alex Levitt (Vanderbilt, 2010)  
**Video Coordinator:** Brandon Barak (Illinois, 2012)  
**Equipment Manager:** John Mardirosian (Texas, 2011)  
**Student Assistants:** Josh Ruchotzke & Casey Stangel  
**Student Managers:** Jack Goodrum, Chase Casali, Preston Hausser & Jackson Kelley

PRONUNCIATION CHART

JJ Bleday \_\_\_\_\_ bleh-DAY  
 Kiambu Fentress \_\_\_\_\_ key-AHM-boo  
 Walker Grisanti \_\_\_\_\_ greh-sahn-TEE  
 Patrick Raby \_\_\_\_\_ ray-BEE  
 Reid Schaller \_\_\_\_\_ SHALL-er  
 Paxton Stover \_\_\_\_\_ stoe-VER

ALPHABETICAL ROSTER

#	Name	Pos.	Yr.
9	Garrett Blaylock	IF	Fr.
51	JJ Bleday	OF	Jr.
40	Aaron Brown	RHP	Fr.
21	Tyler Brown	RHP	Fr.
5	Philip Clarke	C	Fr.
42	Maddux Conger	RHP	Jr.
3	Cooper Davis	OF	Fr.
27	Chandler Day	RHP	Jr.
18	Pat DeMarco	OF	Fr.
20	Ty Duvall	C	So.
39	Jake Eder	LHP	Fr.
66	Drake Fellows	RHP	So.
13	Kiambu Fentress	OF	R-So.
32	Hugh Fisher	LHP	Fr.
49	AJ Franklin	LHP	R-So.
35	Jackson Gillis	LHP	So.
99	Jayson Gonzalez	IF	Fr.
17	Walker Grisanti	OF	Jr.
44	Mason Hickman	RHP	Fr.
22	Julian Infante	IF	Jr.
8	Alonzo Jones	OF	Jr.
12	Connor Kaiser	IF	Jr.
33	Erik Kaiser	RHP	Fr.
34	Zach King	LHP	So.
16	Austin Martin	IF	Fr.
10	Ethan Paul	IF	Jr.
29	Patrick Raby	RHP	Jr.
2	Harrison Ray	IF	So.
45	Reid Schaller	RHP	R-Fr.
19	Stephen Scott	OF/C	Jr.
43	Tyler Solomon	IF	Fr.
11	Paxton Stover	LHP	Sr.
31	Justin Willis	RHP	Fr.
6	Justin Wilson	RHP	R-So.

EXPERIENCE BREAKDOWN

Seniors (1) \_\_\_\_\_ Stover  
 Juniors (9) \_\_\_\_\_ Conger, Day, Grisanti, Infante, Jones, \_\_\_\_\_ C. Kaiser, Paul, Raby, Scott,  
 Redshirt Sophomores (3) \_\_\_\_\_ Franklin, Fentress, Wilson  
 Sophomores (7) \_\_\_\_\_ Bleday, Duvall, Fellows, Gillis, \_\_\_\_\_ King, Ray, Sandborn  
 Redshirt Freshman (1) \_\_\_\_\_ Schaller  
 Freshmen (14) \_\_\_\_\_ Blaylock, A. Brown, T. Brown, Clarke, \_\_\_\_\_ Davis, DeMarco, Eder, Fisher, Gonzalez, Hickman, \_\_\_\_\_ E. Kaiser, Martin, Solomon, Willis

STATE BREAKDOWN

California (1) \_\_\_\_\_ Gonzalez  
 Florida (5) \_\_\_\_\_ Bleday, Eder, Infante, Martin, Ray  
 Georgia (1) \_\_\_\_\_ Alonzo Jones  
 Illinois (2) \_\_\_\_\_ Fellows, E. Kaiser  
 Indiana (1) \_\_\_\_\_ Schaller  
 Kansas (1) \_\_\_\_\_ C. Kaiser  
 Massachusetts (1) \_\_\_\_\_ Gillis  
 New Jersey (1) \_\_\_\_\_ Willis  
 New York (1) \_\_\_\_\_ DeMarco  
 North Carolina (2) \_\_\_\_\_ Blaylock, Scott  
 Ohio (3) \_\_\_\_\_ T. Brown, Day, Duvall  
 Ontario, Canada (1) \_\_\_\_\_ Davis  
 Tennessee (11) \_\_\_\_\_ A. Brown, Clarke, \_\_\_\_\_ Fentress, Fisher, Franklin, Grisanti, Hickman, \_\_\_\_\_ King, Raby, Stover, Wilson  
 Texas (1) \_\_\_\_\_ Conger  
 Virginia (1) \_\_\_\_\_ Solomon  
 Washington (1) \_\_\_\_\_ Paul



**2**  
**Harrison Ray**  
Fr. ★ 5-11 ★ 190 ★ R/R  
IF ★ Longwood, Fla.



**3**  
**Cooper Davis**  
Fr. ★ 5-10 ★ 185 ★ L/R  
OF ★ Mississauga, Ontario



**5**  
**Philip Clarke**  
Fr. ★ 5-11 ★ 190 ★ L/R  
C ★ Franklin, Tenn.



**6**  
**Justin Wilson**  
R-So. ★ 6-0 ★ 175 ★ R/R  
RHP ★ Murfreesboro, Tenn.



**8**  
**Alonzo Jones**  
Jr. ★ 5-10 ★ 195 ★ S/R  
OF ★ Columbus, Ga.



**9**  
**Garrett Blaylock**  
Fr. ★ 6-3 ★ 200 ★ L/R  
IF ★ Asheville, N.C.



**10**  
**Ethan Paul**  
Jr. ★ 5-10 ★ 185 ★ L/R  
IF ★ Bellevue, Wash.



**11**  
**Paxton Stover**  
Sr. ★ 5-11 ★ 190 ★ L/L  
LHP ★ Ridgely, Tenn.



**12**  
**Connor Kaiser**  
Jr. ★ 6-4 ★ 205 ★ R/R  
IF ★ Overland Park, Kan.



**13**  
**Kimbu Fentress**  
R-So. ★ 6-0 ★ 175 ★ R/R  
OF ★ Nashville, Tenn.



**16**  
**Austin Martin**  
Fr. ★ 6-0 ★ 170 ★ R/R  
IF ★ Jacksonville, Fla.



**17**  
**Walker Grisanti**  
Jr. ★ 5-10 ★ 190 ★ L/R  
OF ★ Collierville, Tenn.



**18**  
**Pat DeMarco**  
Fr. ★ 5-11 ★ 205 ★ R/R  
OF ★ Staten Island, N.Y.



**19**  
**Stephen Scott**  
Jr. ★ 5-11 ★ 200 ★ L/R  
OF/C ★ Cary, N.C.




**20**  
**Ty Duvall**  
So. ★ 5-11 ★ 190 ★ L/R  
C ★ Lebanon, Ohio




**21**  
**Tyler Brown**  
Fr. ★ 6-4 ★ 242 ★ R/R  
RHP ★ Ashland, Ohio



**22**  
**Julian Infante**  
Jr. ★ 6-3 ★ 215 ★ R/R  
IF ★ Miami, Fla.



**27**  
**Chandler Day**  
Jr. ★ 6-5 ★ 180 ★ R/R  
RHP ★ Granville, Ohio



**29**  
**Patrick Raby**  
Jr. ★ 6-3 ★ 230 ★ R/R  
RHP ★ Knoxville, Tenn.



**31**  
**Justin Willis**  
Fr. ★ 5-11 ★ 180 ★ R/R  
RHP ★ West New York, N.J.



**32**  
**Hugh Fisher**  
Fr. ★ 6-5 ★ 185 ★ R/L  
LHP ★ Eads, Tenn.



**33**  
**Erik Kaiser**  
Fr. ★ 6-5 ★ 205 ★ R/R  
RHP ★ Waterloo, Ill.



**34**  
**Zach King**  
So. ★ 6-6 ★ 210 ★ L/L  
LHP ★ Spring Hill, Tenn.



**35**  
**Jackson Gillis**  
So. ★ 6-3 ★ 225 ★ R/L  
LHP ★ Wilmington, Mass.



**39**  
**Jake Eder**  
Fr. ★ 6-4 ★ 210 ★ L/L  
LHP ★ Ocean Ridge, Fla.




**40**  
**Aaron Brown**  
Fr. ★ 6-4 ★ 205 ★ R/R  
RHP ★ Mt. Juliet, Tenn.




**42**  
**Maddux Conger**  
Jr. ★ 6-3 ★ 200 ★ R/R  
RHP ★ Stephenville, Texas



**43**  
**Tyler Solomon**  
Fr. ★ 6-4 ★ 215 ★ S/R  
C ★ Haymarket, Va.



**44**  
**Mason Hickman**  
Fr. ★ 6-6 ★ 230 ★ R/R  
RHP ★ Hendersonville, Tenn.



**45**  
**Reid Schaller**  
R-Fr. ★ 6-3 ★ 210 ★ R/R  
RHP ★ Lebanon, Ind.



**49**  
**AJ Franklin**  
R-So. ★ 6-2 ★ 180 ★ L/L  
LHP ★ Lebanon, Tenn.



**51**  
**JJ Bleday**  
So. ★ 6-3 ★ 205 ★ L/L  
OF ★ Panama City Beach, Fla.




**66**  
**Drake Fellows**  
So. ★ 6-5 ★ 205 ★ L/R  
RHP ★ Plainfield, Ill.



**99**  
**Jayson Gonzalez**  
Fr. ★ 6-2 ★ 205 ★ R/R  
IF ★ Covina, Calif.




**4**  
**Tim Corbin**  
Head Coach  
16th Season



**26**  
**Scott Brown**  
Associate Head Coach  
6th Season



**24**  
**Mike Baxter**  
Hitting Coach  
1st Season



**1**  
**David Macias**  
Volunteer Assistant Coach  
1st Season