



Game One/#7/7 VANDERBILT vs. OREGON
Fri., Nov. 11, 2011 - 9 p.m. CST
Nashville, Tenn. - Memorial Gym (14,316)

Radio: Vanderbilt Radio Network from IMG College
Radio Talent: Joe Fisher (pxp), Tim Thompson (analyst)
TV: FSN
TV Talent: Peter Pranica (pxp), Larry Conley (analyst)
Live Stats: www.vucommodores.com
Twitter Updates: @VandyMBB

Vanderbilt Athletic Communications

2601 Jess Neely Drive, Nashville, TN 37212
 phone: 615-322-4121
 www.vucommodores.com

#7/7 VANDERBILT SCHEDULE/RESULTS

NOVEMBER					
Date	VU	Opp	Opponent	Time	TV
Nov. 7	7/7	-	Xavier (La.)	7 p.m.	None
<i>Exhibition</i>					
Nov. 11	7/7	-	Oregon	9 p.m.	FSN
Nov. 13	-	-	Cleveland State	1 p.m.	ESPNU
<i>TicketCity Legends Classic - Regional Round</i>					
Nov. 15	-	-	Bucknell	7 p.m.	none
<i>TicketCity Legends Classic - Regional Round</i>					
Nov. 19	-	-	NC State	5:30 p.m.	ESPN3
<i>TicketCity Legends Classic - Finals - East Rutherford, N.J.</i>					
Nov. 21	-	-	Texas/Oregon St.	5:30/8 p.m.	ESPN3
<i>TicketCity Legends Classic - Finals - East Rutherford, N.J.</i>					
Nov. 25	-	-	Monmouth	9 p.m.	none
Nov. 28	-	-	Xavier	6 p.m.	ESPN2

DECEMBER

Date	VU	Opp	Opponent	Time	TV
Dec. 2	-	-	Louisville	7:30 p.m.	ESPN
Dec. 7	-	-	Davidson	6 p.m.	none
Dec. 17	-	-	Indiana State	4:30 p.m.	CSS
Dec. 19	-	-	Longwood	7 p.m.	none
Dec. 21	-	-	Lafayette	7 p.m.	FSN
Dec. 29	-	-	Marquette	8 p.m.	ESPN2

JANUARY

Date	VU	Opp	Opponent	Time	TV
Jan. 2	-	-	Miami (Ohio)	7 p.m.	none
Jan. 7	-	-	Auburn*	12:30 p.m.	SECN
Jan. 10	-	-	South Carolina*	8 p.m.	ESPNU
Jan. 14	-	-	Georgia*	3 p.m.	SECN
Jan. 19	-	-	Alabama*	6 p.m.	ESPN/ESPN2
Jan. 21	-	-	Mississippi St.*	6 p.m.	ESPN/ESPN2
Jan. 24	-	-	Tennessee*	6 p.m.	ESPNU
Jan. 28	-	-	MTSU	1 p.m.	none
Jan. 31	-	-	Arkansas*	8 p.m.	ESPN

FEBRUARY

Date	VU	Opp	Opponent	Time	TV
Feb. 4	-	-	Florida*	12 p.m.	CBS
Feb. 8	-	-	LSU*	8 p.m.	CSS
Feb. 11	-	-	Kentucky*	8 p.m.	ESPN
<i>ESPN College Gameday Driven By State Farm</i>					
Feb. 16	-	-	Ole Miss*	8 p.m.	ESPN/ESPN2
Feb. 19	-	-	Georgia*	12 p.m.	FSN
Feb. 22	-	-	South Carolina*	7 p.m.	SECN
Feb. 25	-	-	Kentucky*	11 a.m.	CBS
Feb. 28	-	-	Florida*	8 p.m.	ESPN

MARCH

Date	VU	Opp	Opponent	Time	TV
Mar. 3	-	-	Tennessee*	3 p.m.	ESPN/ESPN2
Mar. 8-11	-	-	SEC Tournament	SEC Network/ABC	
<i>New Orleans Arena, New Orleans, La.</i>					

ALL TIMES CENTRAL
 RANKINGS: AP/ESPN
 *SEC GAME



GAME INFORMATION

	<p>SERIES INFORMATION</p>	
<p>2010-11 Record: 23-11 SEC Record: 9-7 (T-3, East) Head Coach: Kevin Stallings Career Record: 359-211 (17) VU Record: 236-148 (12)</p> <p>2010-11 STATISTICAL LEADERS Points: John Jenkins (19.5) Rebounds: Lance Goulbourne (7.3) Assists: Brad Tinsley (4.5) Blocks: Festus Ezeli (2.6)</p>	<p>Series Record: Vanderbilt leads the all-time series, 4-2. Last Meeting: The Commodores claimed a 76-75 on November 30, 2005. Record at Vanderbilt: VU leads 3-0. Record at Oregon: Oregon leads 1-0. Record at Neutral Site: Tied at 1. Coach Stallings vs. Oregon: 1-1.</p>	<p>2010-11 Record: 21-18 Pac 12 Record: 7-11 Head Coach: Dana Altman Career Record: 431-261 (23) Oregon Record: 21-18 (1)</p> <p>RETURNING STATISTICAL LEADERS Points: E.J. Singler (11.7) Rebounds: E.J. Singler (5.6) Assists: Johnathan Loyd (2.3) Blocks: Tyrone Nared (0.8)</p>

QUICK HITTERS

- ★ Vanderbilt enters the 2011-12 campaign as the number seven team in the nation according to the Associated Press and the ESPN/USA Today Coaches Poll.
- ★ It marks the first time since November of 1993 (23rd) that the team has been ranked in the preseason, and it's the highest preseason ranking for a Commodore team since 1965, when VU was ranked fifth.
- ★ The Commodores return five starters from last year's team, but will miss the services of senior center Festus Ezeli, who sprained his MCL and PCL in his right knee in late October and will be out 6-8 weeks.
- ★ Junior John Jenkins, the SEC's leading scorer and leader in threes made in 2010-11 was named to the preseason All-SEC first team, along with senior forward Jeffery Taylor. Ezeli was named to the second team.
- ★ First time in the Stallings' era (since 1999) that he has five returning starters.
- ★ Along with Jenkins, Ezeli, and Taylor, seniors Brad Tinsley (point guard) and Lance Goulbourne (forward) return as starters.
- ★ Tinsley led the SEC in assists in 2010-11 with 4.6 per game, and notched the schools' first-ever triple-double against Presbyterian (11 points, 10 rebounds, 10 assists).
- ★ Goulbourne was the team's leading rebounder a season ago, and averaged 7.3 rebounds per game.
- ★ 6'9 senior forward/center Steve Tchiengang will fill in for Ezeli while he is injured. Redshirt freshman center Josh Henderson may also see action.
- ★ Vanderbilt head coach Kevin Stallings is in his 18th season overall and 13th season at Vanderbilt and has an overall record of 359-211, and a record of 236-148 with the Commodores.
- ★ Coach Stallings has had six 20-win seasons in the last eight, with five NCAA tournament appearances and two Sweet 16's (2004 and 2007). He is the second winningest coach in Vanderbilt history behind Roy Skinner with 236 wins. Skinner has 278 wins.

VANDERBILT PROBABLE STARTERS

BRAD TINSLEY	JOHN JENKINS	JEFFERY TAYLOR	LANCE GOULBOURNE	STEVE TCHIENGANG
#1	#23	#44	#5	#33
Senior, Guard 6' 3" 210 lbs. Oregon City, Ore.	Junior, Guard 6' 4" 215 lbs. Hendersonville, Tenn.	Senior, Forward 6' 7" 225 lbs. Norrkoping, Sweden	Senior, Forward 6' 8" 225 lbs. Brooklyn, N.Y.	Senior, Forward/Center 6' 9" 240 lbs. Douala, Cameroon
				
'10-11 Avgs Pts: 10.6 Rebs: 3.7 Asst: 4.5 FG%: 43.6 3FG%: 36.9	'10-11 Avgs Pts: 19.5 Rebs: 3.0 Asst: 1.2 FG%: 46.2 3FG%: 40.8	'10-11 Avgs Pts: 14.7 Rebs: 5.5 Asst: 2.4 FG%: 44.9 3FG%: 34.5	'10-11 Avgs Pts: 6.9 Rebs: 7.3 Asst: 1.3 FG%: 42.2 3FG%: 27.6	'10-11 Avgs Pts: 4.8 Rebs: 3.0 Asst: 0.4 FG%: 44.9 3FG%: 41.5

VANDERBILT ATHLETIC COMMUNICATIONS

2601 Jess Neely Drive, Nashville, TN 37212
phone: 615-322-4121

INTERVIEW POLICY

Vanderbilt head coach Kevin Stallings and selected Vanderbilt players will be available to the media before practice on a weekly basis during the non-conference season, and bi-weekly during the SEC season.

The times for those media sessions will be emailed to media members in advance of those pre-practice interviews.

Media may photograph the first 20 minutes of practice. All practices are closed to the public.

POSTGAME INTERVIEW POLICY

Vanderbilt head coach Kevin Stallings will enter the Memorial Gym interview room after the NCAA-mandated 10-minute cooling off period, followed by Vanderbilt players.

Visiting coach and player interviews will be at the discretion of the visiting SID.

SEC TELECONFERENCE

Vanderbilt head coach Kevin Stallings and the 11 other SEC coaches will be available on a Monday teleconference January 2-March 5. Details on the teleconference will be released by the SEC Office via email to media members a day before the teleconference.

Order of Appearance (All Times Central):

- 10:00 a.m. Kevin Stallings, Vanderbilt
- 10:07 a.m. Billy Donovan, Florida
- 10:14 a.m. Darrin Horn, S. Carolina
- 10:21 a.m. Mark Fox, Georgia
- 10:28 a.m. Trent Johnson, LSU
- 10:35 a.m. John Calipari, Kentucky
- 10:42 a.m. Cuonzo Martin, Tennessee
- 10:49 a.m. Mike Anderson, Arkansas
- 10:56 a.m. Anthony Grant, Alabama
- 11:03 a.m. Tony Barbee, Auburn
- 11:10 a.m. Andy Kennedy, Ole Miss
- 11:17 a.m. Rick Stansbury, Miss. St.

VUCOMMODORES.COM

The official website of Vanderbilt athletics, vucommo-
dore.com, includes pregame notes, season
statistics, videos of press conferences and meetings
with the media, live stats, twitter feeds, and stream-
ing audio and video of everything that is Commodore
athletics.

@VANDYMBB

The official Twitter feed of Vanderbilt men's bas-
ketball, follow the latest information and get breaking
news on Commodore basketball.

MORE ON THE OREGON SERIES

★ The Ducks participated in one of the more "magical" games in the 60-year history of Memorial Gym on November 30, 2005, when Nashville native Mario Moore hit a 30-foot shot at the buzzer to lead Vanderbilt to a 76-75 win over Oregon.

★ Senior guard Brad Tinsley, from Oregon City, Ore., is the state's second-leading "big school" all-time leading scorer, and the state's fifth-leading scorer for all classifications with 2,330 points. Tinsley played against current Ducks players Garrett Sim and E.J. Singler.

★ Redshirt freshman forward James Siakam was high school teammates with Ducks' freshman guard Bruce Barron.

★ Vanderbilt head coach Kevin Stallings coached against Dana Altman from 1994-99 in the Missouri Valley Conference when Stallings was coaching at Illinois State and Altman at Creighton. Stallings compiled a 10-2 record against Creighton in his six-year tenure with the Redbirds.

STAT COMPARISON (2010-11)		
	VU	OREGON
Record	23-11	21-18
Scoring Offense	75.9	70.2
Scoring Defense	67.7	69.3
Scoring Margin	+8.2	+0.8
FG%	.458	.425
FG% Defense	.411	.446
3FG%	.371	.339
3FG% Defense	.313	.366
Free Throw %	.743	.739
Rebounding	36.9	32.6
Rebounding Margin	+2.4	-2.0
Turnovers/game	13.0	12.2
Opponent Turnovers	11.9	15.4
Steals	5.1	8.2
Blocks	4.8	2.6

RECORD IN SEASON OPENERS

Since Memorial Gym opened in the 1952-53 season, Vanderbilt is 52-7 in the 59-year history of the building in season openers. Vanderbilt head coach Kevin Stallings is 11-1 in season openers, with the only loss coming against Georgetown on November 15, 2006, at Memorial Gym.

EXHIBITION GAME - VANDERBILT 102, XAVIER (LA.) 62

Four Vanderbilt players scored in double figures, with senior forward Jeffery Taylor leading the way with 17 points, in the Commodores' 102-62 win over Xavier (La.), their only exhibition game of the season. Freshman Kedren Johnson scored 16 points, junior guard John Jenkins added 15 points, and freshman Shelby Moats chipped in 10 points in the winning effort.

Vanderbilt shot 63.2% from the floor and 48% from three, and outrebounded the Gold Rush, 41-20. Senior forward Lance Goulbourne led the Commodores on the glass with eight rebounds.

COMMODORES LED SEC IN SEVERAL CATEGORIES IN 2010-11

Vanderbilt led the SEC in scoring in all games (75.9) and SEC games only (73.8 ppg). In all games, the Commodores finished statistically in the top three in scoring margin (3rd, +8.2), free throw percentage (2nd, .743), field goal percentage (3rd, .458), 3-point field goal percentage (2nd, .371), 3-point field goal percentage defense (2nd, .313), assists (3rd, 13.4), defensive rebounds (2nd, 26.0), and threes made (2nd, 7.7).

In SEC games only, Vanderbilt also led the league in three-point field goal percentage defense (30.5). VU finished in the top three in SEC games only in free throw percentage (2nd, .752), field goal percentage (3rd, .381), and threes made (3rd, 7.5).

VANDERBILT AND NATIONAL RANKINGS

The Commodores ended the 2010-11 season ranked 29th in the nation in scoring offense (75.9), 35th in scoring margin (+8.2), 27th in 3FG% defense (31.3%), 37th in free throw percentage (74.3), and 38th in blocks per game (4.8). Individually, John Jenkins ranked ninth in three-point field goals per game (3.1), 25th in three-point field goal percentage (40.8), and 30th in scoring (19.5 ppg). Festus Ezeli finished 18th in blocks per game (2.6), and Brad Tinsley ended the year 27th in assist-to-turnover ratio (2.46).

PLAYER OF THE WEEK BONANZA IN 2010-11

Four of Vanderbilt's five starters (Brad Tinsley, John Jenkins, Lance Goulbourne, Festus Ezeli) claimed an SEC Player of the Week award last season.

GETTING TO THE LINE

For the second consecutive season, Vanderbilt topped the league in free throws made and attempted in all games and in the 16 conference games. Vanderbilt attempted 837 free throws on the season, for an average of 24.6 attempts per game, and made 622 (18.3 per game). In league play, the Commodores attempted 383 free throws (23.9) and connected on 288 of those attempts (18.0).

Individually, Festus Ezeli was second in the league in free throw attempts with 216, with Jeffery Taylor finishing eighth in the conference with 167, and John Jenkins ninth with 161.



MORE FREE THROW NUMBERS

One more reason that the Commodores will miss center Festus Ezeli - of the returning players in college basketball, Ezeli is the seventh-leading player in the country in terms of getting fouled. Ezeli was 140-216 from the charity stripe last season (64.8%).

LOOKING FOR THREE CONSECUTIVE NCAA TOURNAMENTS

The Commodores have appeared in two consecutive NCAA Tournaments, and are seeking a third consecutive berth for the first time in the program's history.

TOUGH SCHEDULE

- ★ The 2011-12 slate of games may be one of the most difficult the Commodores have ever faced and one that could see the Commodores take on as many as 13 teams that participated in postseason play a year ago.
- ★ The home schedule includes the season opener against Pac-12 member Oregon (November 11) and a matchup with perennial NCAA tournament stalwart and Atlantic 10 member Xavier on November 28. VU will travel to Louisville, also ranked in the preseason top 10, as part of the Big East/SEC Invitational on December 2nd, and will also host the ESPN Gameday franchise for the first time from Memorial Gym on February 11 against Kentucky.
- ★ Other NCAA Tournament teams on this year's non-conference schedule - Bucknell (Nov. 19), Texas (possible opponent, Legends Classic, Nov. 21), Indiana State (Dec. 17), Marquette (Dec. 29).

COMMODORES ON TELEVISION

Vanderbilt will appear on television 25 times in the regular season, with 17 slated for national broadcasts.

AS JEFFERY TAYLOR GOES...

So do the Commodores. In 2010-11, Vanderbilt was 17-3 in games in which Taylor scored 15 or more points, and 6-8 in games in which he failed to reach the 15-point barrier.

MEMORIAL GYM IN ITS 60TH SEASON

- ★ The Commodores are entering their 60th season in the Southeastern Conference's oldest facility for basketball. Vanderbilt has an all-time record of 708-191 in its 59 years of existence.
- ★ In 2010-11, the Commodores finished 14-3, averaged 80.3 points per game, and shot 49.1% from the floor. Vanderbilt also made 8.4 3's per game, shot 41.9% from beyond-the-arc, and outrebounded opponents by a margin of +4.7. VU also shot 77.4% from the FT line at Memorial Gym.
- ★ Vanderbilt has won 124 of its last 131 home games against non-conference opponents.
- ★ Since the 1990 season, Vanderbilt owns a 171-15 non-conference record at home (.919 win percentage).
- ★ The Commodores are 104-8 against non-conference opponents at home during the Kevin Stallings era.

3-POINT STREAK CONTINUES THROUGH 25TH SEASON; VU ONE OF THREE TEAMS TO HIT A TREY IN EVERY GAME SINCE 1986-87 SEASON

Vanderbilt has made a 3-pointer in 796 consecutive games, a streak which began at the inception of the 3-point line in 1986-87. The Commodores rank second only to UNLV (804) for the longest streak in Division I basketball. Vanderbilt, UNLV and Princeton (674) are the only three schools in college basketball to have made at least one 3-pointer in every game played since the 3-point line was implemented.

FOUR 1,000-POINT SCORERS?

Jeffery Taylor became the 41st player in Vanderbilt history to surpass the 1,000-point barrier in 2010-11. John Jenkins is 16 points away from 1,000 and Brad Tinsley is 71 points shy of the mark. Festus Ezeli currently has 672 points.

COMMODORES SELL OUT OF SEASON TICKETS FOR FIFTH CONSECUTIVE SEASON

Vanderbilt's games at Memorial Gym will once again be a hot ticket, with the 10,000+ season tickets allotted gone. The only single-game sales of tickets will be for the games in which Vanderbilt students are on holiday break - Friday, November 25 vs. Monmouth (8 p.m.), Saturday, December 17 vs. Indiana State (4:30 p.m.), Monday, December 19 vs. Longwood (7 p.m.), Wednesday, December 21 vs. Lafayette (7 p.m.), Monday, January 2 vs. Miami (OH) (7 p.m.). Tickets are \$20, and can be purchased on vucommoedores.com or by calling 615-322-GOLD.

NATIONAL POLLS

AP TOP 25 - PRESEASON

1	North Carolina (62)	0-0	1,620
2	Kentucky	0-0	1,501
3	Ohio State (1)	0-0	1,482
4	Connecticut (2)	0-0	1,433
5	Syracuse	0-0	1,338
6	Duke	0-0	1,301
7	Vanderbilt	0-0	1,120
8	Florida	0-0	1,086
9	Louisville	0-0	1,055
10	Pittsburgh	0-0	1,027
11	Memphis	0-0	997
12	Baylor	0-0	892
13	Kansas	0-0	755
14	Xavier	0-0	747
15	Wisconsin	0-0	720
16	Arizona	0-0	616
17	UCLA	0-0	404
18	Michigan	0-0	401
19	Alabama	0-0	395
20	Texas A&M	0-0	357
21	Cincinnati	0-0	353
22	Marquette	0-0	335
23	Gonzaga	0-0	283
24	California	0-0	230
25	Missouri	0-0	139

Others Receiving Votes

Florida State 131, Michigan State 128, Temple 69, Washington 44, New Mexico 33, Butler 25, Texas 21, Villanova 14, Creighton 12, Purdue 10, Belmont 8, Drexel 8, UNLV 7, Saint Mary's 6, George Mason 5, West Virginia 4, Long Beach State 3, Miami (FL) 3, Harvard 2, Illinois 2, Marshall 1, Minnesota 1, San Diego State 1

ESPN/USA TODAY POLL - PRESEASON

1	North Carolina (30)	0-0	774
2	Kentucky (1)	0-0	721
3	Ohio State	0-0	702
4	Connecticut	0-0	655
5	Syracuse	0-0	649
6	Duke	0-0	635
7	Vanderbilt	0-0	567
8	Louisville	0-0	514
9	Memphis	0-0	482
10	Florida	0-0	474
11	Pittsburgh	0-0	471
12	Baylor	0-0	358
13	Kansas	0-0	331
14	Wisconsin	0-0	313
15	Xavier	0-0	277
16	Arizona	0-0	269
17	Alabama	0-0	194
18	Michigan	0-0	187
19	Texas A&M	0-0	161
20	UCLA	0-0	147
21	Marquette	0-0	145
22	Cincinnati	0-0	141
23	Gonzaga	0-0	125
24	California	0-0	111
25	Missouri	0-0	110

Others Receiving Votes

Florida State 108, Texas 107, Michigan State 73, Temple 59, Washington 29, Butler 25, New Mexico 22, Creighton 19, Villanova 18, Purdue 17, UNLV 16, West Virginia 13, George Mason 12, Mississippi State 11, St. John's 11, Saint Mary's 5, Virginia 5, Virginia Commonwealth 4, Drexel 2, Kansas State 2, Long Beach State 2, Notre Dame 1, Brigham Young 1

OREGON, LEGENDS CLASSIC NEXT UP FOR 'DORES

- ★ Vanderbilt will open its regular season on Friday, November 11, at 9 p.m. CT against Pac-12 member Oregon at Memorial Gym. The game will be televised by FSN.
- ★ After the game with the Ducks, the Commodores will take on Cleveland State Sunday (1 p.m. CT, ESPNU) and Bucknell Tuesday (7 p.m. CT, no TV) in regional round action of the TicketCity Legends Classic.

INTERNATIONAL FLAVOR

The Commodores sport a very wordly roster, with players from four different countries. Festus Ezeli is from Nigeria, Jeffery Taylor is from Sweden, and Steve Tchiengang and James Siakam are from Cameroon. The rest of the team hails from the United States.

COMMODORES LOSE TWO PLAYERS FROM LAST YEAR'S TEAM

Vanderbilt's Andre Walker and Darshawn McClellan, who each received their Vanderbilt degree in May of 2011, each transferred to another school for their fifth year of eligibility. Walker transferred to Xavier, whom the Commodores play on November 28 at Memorial Gym, and McClellan will use his final year of eligibility at Louisiana-Lafayette.

NEW ADDITIONS

The Commodores will welcome guards Dai-Jon Parker (6'4, Baton Rouge, La.) and Kedren Johnson (6'4, Lewisburg, Tenn.), as well as forward Shelby Moats (6'7, Waconia, Minn.) to the fold this season. Despite the return of five returning starters, each will push for playing time. Center Josh Henderson and forward James Siakam, who each redshirted last year, are also eligible for the Commodores.

VANDERBILT RADIO NETWORK

FISHER, THOMPSON COURTSIDE TO CALL ACTION ON VANDERBILT RADIO NETWORK FROM IMG COLLEGE

Joe Fisher and Tim Thompson are back at courtside this season, describing the action of every Commodore game to Vanderbilt followers throughout the Southeast.

Fisher, the Voice of the Commodores, will anchor Vanderbilt play-by-play for the 14th consecutive year.

A Nashville native, Fisher also handles the play-by-play broadcasting duties for Commodore football and a select number of baseball games. He also serves as the Director of Broadcasting for Vanderbilt Student Athletics.

Prior to working for Vanderbilt, Fisher served as a television sports anchor in the Nashville market (1987-1996), with stints at WSMV-4 and WKRN-2. He also worked in the public relations field for two years.

Thompson, who is in his 11th year providing color commentary, played for Vanderbilt from 1975-79, receiving the Outstanding Leader and Civitan Sportsmanship Awards. He currently works with Nike College Sports Marketing.

Broadcast Engineer Bob Horner is in his 30th year courtside producing broadcasts of Commodore basketball. During his tenure, Horner has worked more than 750 games for Vanderbilt.

The broadcasts are produced by IMG College, the exclusive multi-media rightsholder for Vanderbilt. Jeff Miller is the general manager.

Radio Affiliates

WRQQ 97.1 FM	Nashville*
WSLV 1110-AM	Ardmore, Ala.
WQSV 7900-AM	Ashland City
WDOD 1310-AM	Chattanooga
WKFN 540-AM	Clarksville
WEKR 1240-AM	Fayetteville
WJJM 1490-AM	Lewisburg
WMSR 1320-AM	Manchester
KWAM 990-AM	Memphis
WCDT 1340-AM	Winchester

* Commodore Flagship Station

SEC PRESEASON POLL

Vanderbilt was picked to finish second in the SEC by a select group of 30 media members in a poll released by the league prior to the SEC Basketball Media Days in Birmingham.

The Commodores received 265 points in the poll, and finished behind Kentucky, who was picked to win the league and the SEC Tournament.

The 2011-12 season is the first time since the league expanded in 1992 that the SEC will have one set of standings - compared to a two-division format.

PRESEASON MEDIA POLL -- PTS

- Kentucky (18) -- 282
 - Vanderbilt (4) -- 265**
 - Florida (1) -- 235
 - Alabama -- 219
 - Mississippi State -- 191
 - Arkansas -- 154
 - Ole Miss -- 119
 - Georgia -- 108
 - LSU -- 91
 - Auburn -- 80
 - Tennessee -- 71
 - South Carolina -- 57
- *First-Place Votes in Parentheses**

FIRST TEAM ALL-SEC

- JaMychal Green, Alabama
- Terrence Jones, Kentucky
- Dee Bost, Mississippi State
- John Jenkins, Vanderbilt**
- Jeffery Taylor, Vanderbilt**

SECOND TEAM ALL-SEC

- Anthony Davis, Kentucky
- Doron Lamb, Kentucky
- Darius Miller, Kentucky
- Kenny Boynton, Florida
- Erving Walker, Florida
- Festus Ezeli, Vanderbilt**

SEC Player of the Year: Terrence Jones, Kentucky

FINAL SEC STATS/STANDINGS

2010-11 SEC STANDINGS (FINAL)

EASTERN DIVISION				
	SEC	Pct.	All	Pct.
Florida	13-3	.813	29-8	.784
Kentucky	10-6	.625	29-9	.763
Vanderbilt	9-7	.563	23-11	.676
Georgia	9-7	.563	21-12	.636
Tennessee	8-8	.500	19-15	.559
South Carolina	5-11	.313	14-16	.467

WESTERN DIVISION				
	SEC	Pct.	All	Pct.
Alabama	12-4	.750	25-12	.676
Miss. State	9-7	.563	17-14	.548
Ole Miss	7-9	.438	20-14	.588
Arkansas	7-9	.438	18-13	.581
Auburn	4-12	.250	11-20	.355
LSU	3-13	.231	11-21	.344

VU TEAM SEC RANKINGS (FINAL)

Category	SEC	All
Scoring	1st (73.8)	1st (75.9)
Scoring Defense	11th (70.7)	9th (67.7)
Scoring Margin	5th (+3.1)	3rd (+8.2)
FT%	2nd (.752)	2nd (.743)
FG%	3rd (.448)	3rd (.458)
FG% Defense	6th (.427)	4th (.411)
3FG%	3rd (.381)	2nd (.371)
3FG% Defense	1st (.305)	2nd (.394)
3FG Made	3rd (7.5)	2nd (7.7)
Rebound Margin	7th (-0.6)	7th (+2.4)
Blocks	6th (4.3)	7th (4.8)
Assists	5th (12.0)	3rd (13.4)
Steals	12th (4.9)	12th (5.1)
Turnover Margin	9th (-1.4)	9th (-1.0)
Assist/TO Ratio	5th (1.0)	T-4th (1.0)

VU INDIVIDUAL RANKINGS (FINAL)

Player	SEC	Total
Festus Ezeli		
FG %	4th (.528)	3rd (.588)
Blocks	3rd (3.0)	4th (2.6)
Off. Rebounds	T-9th (2.6)	6th (2.8)
Lance Goulbourne		
Rebounding	9th (7.3)	T-7th (7.3)
Def. Rebounds	6th (5.5)	5th (5.4)
John Jenkins		
Scoring	1st (20.8)	1st (19.5)
FG%	7th (.507)	NA
FT %	2nd (.908)	2nd (.894)
3FG %	5th (.426)	6th (.408)
3FG Made	1st (3.1)	1st (3.1)
Minutes Played	2nd (36.1)	4th (34.5)
Brad Tinsley		
Assists	2nd (4.1)	1st (4.6)
FT %	3rd (.896)	6th (.824)
A/TO Ratio	2nd (2.4)	2nd (2.5)
Minutes Played	10th (34.1)	9th (32.7)

2010-11 TRENDS

Winning Opening Tip	21-5
Losing Opening Tip	2-6
VU Scores First	16-9
Opponent Scores First	7-2
Leading at Halftime	15-5
Trailing at Halftime	8-6
Tied at Halftime	0-0
Leading with Five Minutes Remaining	20-5
Trailing with Five Minutes Remaining	2-6
Tied with Five Minutes Remaining	1-0
Leading with Two Minutes Remaining	23-3
Trailing with Two Minutes Remaining	0-4
Tied with Two Minutes Remaining	0-4
Overtime	0-3
Games Decided by Three Points or Less	1-5
Games Decided by 4-10 Points	10-4
Games Decided by 11-20 Points	7-2
Games Decided by 21-plus Points	5-0
VU Shoots 50% or Better	10-3
VU Shoots 40% or Better	18-5
VU Shoots Lower Than 40%	3-5
Opponent Shoots 50% or Better	3-1
Opponent Shoots 40% or Better	14-6
Opponent Shoots Lower Than 40%	9-5
VU Outshoots Opponent	17-6
VU Outshot by Opponent	6-4
Shoot same percentage	0-1
VU Scores 70 Points or More	20-5
VU Scores Less Than 70 Points	3-6
VU Scores 80 Points or More	14-1
VU Scores 90 Points or More	2-0
Opponent Scores 70 Points or More	9-6
Opponent Scores Less Than 70 Points	14-5
Opponent Scores 80 Points or More	1-5
Opponent Scores 90 Points or More	0-0
Makes More 3-Pointers Than Opponent	20-4
Makes Fewer 3-Pointers Than Opponent	1-5
3-Pointers are Equal	2-2
Outrebounded Opponent	14-3
Outrebounded by Opponent	7-7
Rebounds are Equal	2-1
Playing on National TV	7-10
Playing on Regional TV	10-1
Playing on Weekday	13-6
Playing on Weekend	10-5
Game Tips Before 6 p.m. CT (afternoons)	10-7
Game Tips After 6 p.m. CT (evenings)	13-4
In white uniforms	13-3
In black uniforms	7-7
In gold uniforms	3-1
In November	5-1
In December	5-1
In January	5-3
In February	6-2
In March	2-4
Home	14-3
Neutral	4-3
Away	5-5
Conferences	
vs. Non-Conference	12-2
Big South	1-0
Big 12	1-1
Big East	1-1
ACC	1-0
SWAC	1-0
Southern	2-0
Sun Belt	2-0
Atlantic Sun	1-0
Southland	1-0
West Coast	1-0
Colonial	0-1
Southeastern — Eastern Division	4-7
Southeastern — Western Division	7-1
Lineups	
Tinsley, Jenkins, Taylor, Goulbourne, Ezeli	10-8
Tinsley, Jenkins, Taylor, Walker, Ezeli	7-1
Tinsley, Jenkins, Taylor, Odom, Ezeli	4-1
Tinsley, Goulbourne, Taylor, Odom, Ezeli	2-0
Tinsley, Jenkins, Odom, Goulbourne, Ezeli	0-1



HEAD COACH KEVIN STALLINGS



THE STALLINGS FILE

Born: October 1, 1960
High School: Collinsville (Ill.) '78
College: Bachelor's Degree in Business Management and Marketing, Purdue, '82, Master's Degree in Counseling, Purdue, '85
Family: Wife, Lisa, three children, Jacob (21), Alexa (17), Jordyn (11)

STALLINGS' SUCCESSES IN COLLEGE BASKETBALL (AS A PLAYER, ASSISTANT AND HEAD COACH)

- In **32 seasons** as a player and coach, his teams have made **25 tournament appearances**, including **18 NCAA berths** and **three Final Fours**.
- He has posted 20-win seasons **23 times** and has won **12 conference championships**.
- Stallings has posted just one losing season in **32 seasons as a player and coach**.
- Stallings is the **second winningest coach in Vanderbilt history** with 236 victories.
- Stallings is the **first Vanderbilt coach to lead two Commodore squads to the NCAA Tournament Sweet 16** since the field expanded to as many as 64 teams in 1985.
- Stallings has **six 20-win seasons at Vanderbilt, which ties Roy Skinner for the most as a Commodore coach**.
- **All 32 of his seniors at Vanderbilt have earned their degree or are working towards it**.
- **One of only three Vanderbilt coaches with 150 or more wins**.
- Led 2007-08 team to a **perfect 19-0 record at home, the most single-season home wins in the history of the program**.

WINNINGEST COACHES AT VANDERBILT

Coach	Yrs	Record	Pct
1. Roy Skinner (1959, 1962-76)	16	278-135	.673
2. Kevin Stallings (1999-)	12	236-148	.616
3. Bob Polk (1948-58, 1960-61)	13	197-106	.650
4. C.M. Newton (1982-89)	8	129-115	.529
5. Jan van Breda Kolff (1994-99)	6	104-81	.562
6. Josh Cody (1924-27, 1932-36)	9	98-100	.495
7. Eddie Fogler (1990-93)	4	81-48	.628

WINNINGEST COACHES AT MEMORIAL GYM

Coach	Yrs	Record
1. Roy Skinner (1959, 1962-76)	16	181-41
2. Kevin Stallings (2000-)	12	165-42
3. Bob Polk (1948-58, 1960-61)	8	96-15
4. C.M. Newton (1982-89)	8	91-37
5. Jan van Breda Kolff (1994-99)	6	75-20
6. Eddie Fogler (1990-93)	4	54-12

STALLINGS THROUGH THE YEARS

Year	School	Position	W-L	Conf.	Postseason
2011	Vanderbilt	Head Coach	23-11	9-7	NCAA First Round
2010	Vanderbilt	Head Coach	24-9	12-4	NCAA First Round
2009	Vanderbilt	Head Coach	19-11	8-8	-
2008	Vanderbilt	Head Coach	26-8	10-6	NCAA First Round
2007	Vanderbilt	Head Coach	22-12	10-6	NCAA Regional Semifinals
2006	Vanderbilt	Head Coach	17-13	7-9	NIT First Round
2005	Vanderbilt	Head Coach	20-14	8-8	NIT Quarterfinals
2004	Vanderbilt	Head Coach	23-10	8-8	NCAA Regional Semifinals
2003	Vanderbilt	Head Coach	11-18	3-13	—
2002	Vanderbilt	Head Coach	17-15	6-10	NIT First Round [^]
2001	Vanderbilt	Head Coach	15-15	4-12	—
2000	Vanderbilt	Head Coach	19-11	8-8	NIT First Round
1999	Illinois State	Head Coach	16-15	7-11	—
1998	Illinois State	Head Coach	25-6	16-2 [#]	NCAA Second Round
1997	Illinois State	Head Coach	24-6	14-4 [#]	NCAA First Round
1996	Illinois State	Head Coach	22-12	13-5	NIT Quarterfinals
1995	Illinois State	Head Coach	20-13	13-5	NIT Second Round
1994	Illinois State	Head Coach	16-11	12-6	—
1993	Kansas	Assistant	29-7	11-3 [•]	NCAA Final Four
1992	Kansas	Assistant	27-5	11-3 [#]	NCAA Second Round
1991	Kansas	Assistant	27-8	10-4 [•]	NCAA Final Four*
1990	Kansas	Assistant	30-5	11-3	NCAA Second Round
1989	Kansas	Assistant	19-12	6-8	—
1988	Purdue	Assistant	29-4	16-2 [•]	NCAA Sweet 16
1987	Purdue	Assistant	25-5	15-3 [•]	NCAA Second Round
1986	Purdue	Assistant	22-10	11-7	NCAA First Round
1985	Purdue	Assistant	20-9	12-6	NCAA First Round
1984	Purdue	Assistant	22-7	15-3 [•]	NCAA First Round
1983	Purdue	Assistant	21-9	11-7	NCAA Second Round
1982	Purdue	Player	18-14	11-7	NIT Final Four
1981	Purdue	Player	21-11	10-8	NIT Final Four
1980	Purdue	Player	27-8	11-7 [#]	NCAA Final Four*
1979	Belleville J.C.	Player	28-9	—	NJCAA Tournament
Totals at Vanderbilt (Head Coach)			236-148	93-99	
Totals at Illinois State (Head Coach)			123-63	75-33	
Head Coach Totals			359-211	168-131	
Totals at Kansas (Assistant Coach)			132-37	49-21	
Totals at Purdue (Assistant Coach)			139-44		
Totals at Purdue (playing)			66-33		

• Regular season conference champions; # Conference tournament champions; * Lost in National Championship game; [^] Included an Opening Round play-in game that Vanderbilt won over Houston.



MEMORIAL MAGIC - THE HOME TO VANDERBILT HOOPS SINCE 1952

HISTORIC MEMORIAL GYMNASIUM IN 60TH SEASON

Storied Memorial Gymnasium is in its 60th season as the host venue of Vanderbilt basketball. The SEC's most historic hoops setting has played host to more than 850 men's contests as well as the 1984 and 1991 SEC Tournaments and 40 men's and women's NCAA Tournament contests (since the early 1980s).

As the oldest gymnasium in the SEC, Memorial Gymnasium is renowned for its end zone benches, raised floor and unique atmosphere. It was dedicated in 1952 as a memorial to all Vanderbilt men and women who served in World War II. It was built by the late master architect Edwin Keeble, who was commissioned to build a combination gymnasium/concert hall.

"Memorial Magic" has claimed many victims over the years, most notably the nation's No. 1 ranked teams. Vanderbilt has won its last four home games against the top team in the country, most recently, a 72-69 victory over in-state rival Tennessee on February 26, 2008.

- The Commodores have posted a 709-191 (.788) all-time record at Memorial Gymnasium.
- VU concluded the 2007-08 season 19-0 at Memorial Gym. It marks the most games won at Memorial Gym in one season, and the sixth time a Vanderbilt team has gone undefeated at home.
- Vanderbilt has won 124 of its last 131 home games against non-conference opponents.
- Since the 1990 season, Vanderbilt owns a 171-15 non-conference record at home (.919 win percentage).
- The Commodores are 104-8 against non-conference opponents at home during the Kevin Stallings era.
- The Commodores have posted six undefeated seasons at home.

Winningest Coaches at Memorial Gymnasium

Coach	Yrs	Record
1. Roy Skinner (1959, 1962-76)	16	181-41
2. Kevin Stallings (2000-Present)	12	165-42
3. Bob Polk (1948-58, 1960-61)	8	96-15
4. C.M. Newton (1982-89)	8	91-37
5. Jan van Breda Kolff (1994-99)	6	75-20
6. Eddie Fogler (1990-93)	4	54-12

Stallings' Year-By-Year Record At Memorial Gym

Year	Won	Lost
2010-11	14	3
2009-10	14	2
2008-09	13	4
2007-08	19	0
2006-07	14	3
2005-06	10	6
2004-05	17	2
2003-04	15	2
2002-03	10	6
2001-02	13	4
2000-01	12	7
1999-00	14	3

ANNUAL ATTENDANCE FIGURES

Year	All Games	Attendance	Average	NCAA Rank	SEC Games	SEC Attendance	Average
2010-11	17	234,632	13,802	18	8	114,346	14,293
2009-10	16	217,965	13,623	21	8	113,539	14,192
2008-09	17	225,686	13,276	25	8	112,833	14,104
2007-08	19	254,954	13,418	22	8	113,713	14,214
2006-07	17	204,511	12,030	31	8	109,043	13,630
2005-06	16	195,159	12,197	24	8	108,258	13,532
2004-05 [^]	19	191,678	10,088	43	8	105,357	13,170
2003-04	17	192,301	11,312	33	8	106,990	13,374
2002-03	16	153,123	9,570	46	8	96,906	12,113
2001-02	17	150,325	8,843	50	8	93,873	11,734
2000-01	19	186,468	9,814	45	8	102,055	12,757
1999-00*	18	197,770	10,987	30	8	106,741	13,343
1998-99	16	192,538	12,034	26	8	106,128	13,266
1997-98	16	213,974	13,373	21	8	117,819	14,727
1996-97	16	207,771	12,986	25	8	120,214	15,027
1995-96	18	226,354	12,575	28	8	112,996	14,125
1994-95	13	183,042	14,080	17	8	118,932	14,867
1993-94	16	223,997	14,000	15	8	121,345	15,168
1992-93	14	212,156	15,154	11	8	122,536	15,317
1991-92	17	210,585	12,387	29	8	115,104	14,388
1990-91	16	214,638	13,415	19	9	133,482	14,831
1989-90	19	259,992	13,684	18	9	136,136	15,126
1988-89	15	224,657	14,977	13	9	137,212	15,246
1987-88	16	223,747	13,984	14	9	138,393	15,377
1986-87	17	226,343	13,314	14	9	130,854	14,539
1985-86	15	200,806	13,387	14	9	128,059	14,229
1984-85	16	194,390	12,149	17	9	122,514	13,613
1983-84	18	249,292	13,850	10	9	135,546	15,050
1982-83	17	237,584	13,976	9	9	135,418	15,046
1981-82	14	202,225	14,445	9	9	131,699	14,633
1980-81	15	227,478	15,165	9	9	136,436	15,160
1979-80	15	228,029	15,202	5	9	138,754	15,417
1978-79	14	215,330	15,380	5	9	139,930	15,547
1977-78	14	207,375	14,813	5	9	134,232	14,915
1976-77	15	211,966	14,131	4	9	149,108	16,568
1975-76	13	180,901	13,915	-	9	135,375	15,042
1974-75	12	178,527	14,877	-	9	134,304	14,923
1973-74	12	182,728	15,227	-	9	140,252	15,584
1972-73	12	173,567	14,464	-	9	131,193	14,577
1971-72	12	156,778	13,065	-	9	120,172	13,352
1970-71	12	170,634	14,220	-	9	130,260	14,473
1969-70	12	176,763	14,730	-	9	135,745	14,861
1968-69	12	126,896	10,575	-	9	95,300	10,589
1967-68	12	129,722	10,810	-	9	96,274	10,697
1966-67	12	105,492	8,791	-	9	79,173	8,797
1965-66	12	106,022	8,835	-	9	62,368	8,910
1964-65	12	98,821	8,235	-	9	65,712	8,214
1963-64	12	84,827	7,069	-	6	35,684	5,947
1962-63	12	75,261	6,272	-	6	46,183	6,598
1961-62	13	73,640	5,665	-	8	47,357	5,920
1960-61	13	74,187	5,707	-	7	45,549	6,507
1959-60	14	76,199	5,443	-	8	46,064	5,758

[^] First year capacity increased from 14,168 to 14,316; * First year capacity decreased from 15,311 to 14,168



THE LAST TIME...

VANDERBILT

INDIVIDUALS

Scoring:

Scored 25 points – John Jenkins (29), vs. Mississippi State, 3/11/2011
Scored 30 points – John Jenkins (32), vs. Kentucky, 2/12/2011
Scored 35 points – Billy McCaffrey (35), vs. Georgia, 2/24/1993
Scored 40 points – Shan Foster (42) vs. Mississippi State, 3/5/2008

Two Players Had 20 Points – Festus Ezeli (21) and John Jenkins (21) vs. Richmond, 3/17/2011

Three Players Had 20 Points – Derrick Byars (28), Shan Foster (21) and Ross Neltner (20) vs. Toledo, 12/2/2006

Scored 20 Points in Two Straight Games – Jeffery Taylor vs. Mississippi State (20), 3/11/11; vs. Florida (21), 3/12/11

Scored 20 Points in Three Straight Games – Jeffery Taylor vs. LSU (21), 3/10/11; vs. Mississippi State (20), 3/11/11; vs. Florida (21), 3/12/11

Scored 20 Points in Four Straight Games – John Jenkins vs. Alabama (20), 2/10/11; vs. Kentucky (32), 2/12/11; at Georgia (22), 2/16/11; at Auburn (22), 2/19/11

Scored 20 Points in Five Straight Games – Shan Foster vs. Georgia (29), 2/23/2008; vs. Tennessee (32), 2/26/2008; at Arkansas (22), 3/1/2008; vs. Mississippi State (42), 3/5/2008; at Alabama (21), 3/8/2008

Scored 20 Points in Six Straight Games – Shan Foster vs. Georgia (29), 2/23/2008; vs. Tennessee (32), 2/26/2008; at Arkansas (22), 3/1/2008; vs. Mississippi State (42), 3/5/2008; at Alabama (21), 3/8/2008; vs. Auburn (26), 3/13/2008

Five Players Scored in Double Figures – John Jenkins (20), Festus Ezeli (16), Jeffery Taylor (15), Lance Goulbourne (14), Brad Tinsley (14) vs. Ole Miss, 1/19/11

Six Players Scored in Double Figures – Jeffery Taylor (16), George Drake (14), Jermaine Beal (12), Festus Ezeli (11), Brad Tinsley (11), and A.J. Ogilvy (10) vs. Central Arkansas, 11/26/2008

Four Players with 15 or more points – Jeffery Taylor (20), John Jenkins (17), Brad Tinsley (16), Lance Goulbourne (16), Festus Ezeli (15) at LSU, 2/26/2011

Double-Doubles:

Double-Double – Jeffery Taylor (21 points, 12 rebounds) vs. LSU (3/10/11)
20-10 game – Jeffery Taylor (21 points, 12 rebounds) vs. LSU, 3/10/11
30-10 game – A.J. Ogilvy (33 points, 10 rebounds) at LSU, 3/4/2009
Back-to-back 20-10 games – Matt Freije vs. South Carolina (26 points, 11 rebounds)

1/28/04; vs. Kentucky (20 points, 11 rebounds) 1/31/04
Double-Double in Points and Rebounds – Lance Goulbourne (16 points, 17 rebounds) at LSU, (2/26/11)
Double-Double in Points and Assists – Brad Tinsley (11 points, 10 assists) vs. Presbyterian, 11/12/2010
Double-Double in Points and Blocks – Never
Double-Double in Points and Steals – Never

Double-Double in Two Consecutive games – Lance Goulbourne vs. Ole Miss (14 points, 16 rebounds) 1/19/2011, vs. St. Mary's (15 points, 10 rebounds) 1/22/2011
Double-Double in three consecutive games – Dan Langhi vs. Notre Dame (33 points, 10 rebounds) 11/21/1998; vs. Morehead State (18 points, 10 rebounds) 11/24/1998; vs. Ohio State (14 points, 17 rebounds) 11/28/1998

Two players record double-double – A.J. Ogilvy (12 points, 10 rebounds), Jeffery Taylor (16 points, 10 rebounds) vs. Arkansas, 3/8/2009

Triple-Doubles:

Triple-Double – Brad Tinsley (11 points, 10 rebounds, 10 assists) vs. Presbyterian, 11/12/2010

Field Goals:

Made 10 FG in a game – John Jenkins (10) vs. Mississippi State, 3/11/2011
Made 11 FG in a game – John Jenkins (11) vs. Kentucky, 2/12/2011
Made 12 FG in a game – A.J. Ogilvy (12) at LSU, 3/4/2009
Made 16 FG in a game – Shan Foster (16) vs. Mississippi State, 3/5/2008

Attempted 15 FG in a game – John Jenkins (15) vs. Florida, 3/12/11
Attempted 16 FG in a game – Jeffery Taylor (16) vs. Mississippi State, 3/11/11
Attempted 17 FG in a game – John Jenkins (17) vs. Mississippi State, 3/11/2011
Attempted 18 FG in a game – Jeffery Taylor (18) at Georgia, 2/16/2011
Attempted 19 FG in a game – John Jenkins (19) vs. West Virginia, 11/19/2010
Attempted 20 FG in a game – John Jenkins (21) vs. Marquette, 12/29/2010

Three-Pointers:

Made 5 3-pointers in a game – John Jenkins (5) vs. Mississippi State, 3/11/2011
Made 6 3-pointers in a game – John Jenkins (6) vs. Kentucky, 2/12/2011
Made 7 3-pointers in a game – Jermaine Beal (7) at Auburn, 1/31/2009
Made 8 3-pointers in a game – Shan Foster (8) vs. UMass, 1/5/2008
Made 9 3-pointers in a game – Shan Foster (9) vs. Mississippi State, 3/5/2008
Attempted 10 3-pointers in a game – John Jenkins (12) vs. Florida, 3/12/2011
Attempted 15 3-pointers in a game – John

Jenkins (15) vs. Marquette, 12/29/2010
Free Throws:
Made 8 FT in a game – Jeffery Taylor (8) vs. LSU, 3/10/2011
Made 9 FT in a game – John Jenkins (9) vs. Alabama, 2/10/2011
Made 10 FT in a game – John Jenkins (10) vs. Arkansas, 1/29/2011
Made 12 FT in a game – Jeffery Taylor (12) vs. Tennessee, 2/9/2010
Made 13 FT in a game – A.J. Ogilvy (13) vs. DePaul, 12/5/2009
Made 18 FT in a game – Matt Freije (18) vs. Indiana, 11/24/2003

Attempted 12 FT in a game – Jeffery Taylor (12) at LSU, 2/26/2011
Attempted 14 FT in a game – Festus Ezeli (14) vs. Belmont, 12/4/2010
Attempted 15 FT in a game – A.J. Ogilvy (15) vs. DePaul, 12/5/09

Rebounds:

10 Rebounds in a game – Lance Goulbourne (12) vs. Florida, 3/12/11
15 Rebounds in a game – Lance Goulbourne (17) at LSU, 2/26/2011
10+ Rebounds in Three Consecutive Games – Lance Goulbourne (16) vs. Ole Miss, 1/19/2011; (10) vs. St. Mary's, 1/22/2011; (12) at Miss. State, 1/27/2011

Assists:

8 Assists – Brad Tinsley (8) vs. Marquette, 12/29/2010
9 Assists – Brad Tinsley (9) at Kentucky, 3/1/2011
10 Assists – Brad Tinsley (10), vs. Presbyterian, 11/12/2010
11 Assists – Mario Moore (13) vs. Arkansas, 2/19/2005
12 Assists – Mario Moore (13) vs. Arkansas, 2/19/2005
13 Assists – Mario Moore (13) vs. Arkansas, 2/19/2005
14 Assists – Billy McCaffrey (14) vs. Kentucky, 1/13/1993
5+ Assists in Four Consecutive Games – Jermaine Beal (6) vs. South Carolina, 1/9/2008; at Kentucky (5), 1/12/2008; at Tennessee (5), 1/17/2008; vs. LSU (9), 1/19/2008
8+ Assists in Two Consecutive Games – Atiba Prater (9) at Georgia, 2/2/2000; (9) vs. Boston College, 2/6/2000

Blocks:

4 Blocked Shots – Festus Ezeli (4), vs. Florida, 3/6/2011
5 Blocked Shots – Festus Ezeli (5) at Auburn, 2/19/2010
6 Blocked Shots – Festus Ezeli (6) at LSU, 2/26/2011
7 Blocked Shots – Festus Ezeli (7) at Georgia, 2/16/11

Steals:

4 Steals – Festus Ezeli (4) vs. Georgia (1/12/11)
5 Steals – Derrick Byars (5) vs. Florida, 2/17/2007
6 Steals – Dan Cage (6) vs. Furman,

11/28/2006
7 Steals – James Strong (8) vs. Morehead State, 11/24/1998
8 Steals – James Strong (8) vs. Morehead State, 11/24/1998
Minutes:
Played every minute – Jermaine Beal (40), vs. Alabama (2/5/2009)
Played over 40 minutes – John Jenkins (42) at Florida, 2/1/2011

Fouls:

Technical Foul – Team vs. LSU, 3/10/2011
Fouled Out – Rod Odom vs. Florida, 3/6/2011
Two Players Fouled Out – Steve Tchiengang and Festus Ezeli vs. Tennessee, 2/22/2011
Three Players Fouled Out – Festus Ezeli, Steve Tchiengang, Jeffery Taylor at Florida, 2/1/2011

TEAM

Started the game with Opponent Technical Foul – Furman bench, 12/22/2008
Scored 95 or more points – 96 vs. Georgia, 2/25/2010
Scored 100 or more points – 102 vs. UPR-Mayaguez 12/19/2006 (W, 102-59)
Scored 100 or more points (SEC game) – 101 vs. Georgia 3/1/2000 (W, 101-89)
Scored 110 or more points – 113 vs. Alabama A&M 12/30/1998 (W, 113-71)
Scored 110 or more points (SEC game) – 111 vs. Alabama 2/21/1972 (W, 111-91)
Scored 120 or more points – 130 vs. Ole Miss 12/22/1970 (W, 130-112)
Scored 120 or more points (SEC game) – 130 vs. Ole Miss 12/22/1970 (W, 130-112)
Scored 130 or more points – 130 vs. Ole Miss 12/22/1970 (W, 130-112)
Scored Less than 50 points – 44 vs. Kentucky, 3/5/2003 (L, 44-106)
Scored 20 or less points in half – 18 at Tennessee, 2/14/2009
Scored 90+ points in three consecutive games – 95 vs. Bradley, 11/24/2007 (W, 95-86); 91 vs. South Alabama, 11/29/2007 (W, 91-88); vs. Georgia Tech, 12/1/2007 (W, 92-79)
Allowed 90 or more points – 94, Florida, 1/25/2009 (L, 69-94)
Allowed 100 or more points – 106, Kentucky, 3/5/2003 (L, 44-106)
Allowed Less than 50 points – 49, Nebraska, 11/18/2010 (W, 59-49)
Allowed 40 or Less points – 40, Georgia, 1/14/2009 (W, 50-40)
Shot 60% or better – .611 at South Carolina, 1/16/2010 (W, 89-79)
Shot over 67% FG – .679 vs. TSU, 12/19/2009 (W, 84-71)
Shot 50% or better – .500 vs. Richmond, 3/17/2011 (L, 69-66)
Shot lower than 30% – .275 vs. Cincinnati 11/23/2009 (L, 67-58)
Allowed 60% shooting – .612 at Florida, 2/21/2009 (L, 68-82)
Scored 100 points in two consecutive games – 111 vs. North Alabama 12/20/1980 (W, 111-79) and 111 vs. Memphis 12/23/1980 (W, 111-96)
Scored 100 points in three consecutive

THE LAST TIME...

games – Never
Scored 100 points in Consecutive SEC games – 104 vs. LSU 2/19/1972 (W, 104-83) and 111 vs. Alabama 2/21/1972 (W, 111-91)
Won game by 70 points or more – 71 vs. Union (Tenn.) (W, 95-24), 1911-12
Won game by 60 points or more – 71 vs. Union (Tenn.) (W, 95-24), 1911-12
Won game by 50 points or more – 51 vs. Army (W, 92-41) 11/14/1998
Game decided by one point – vs. Marquette, 12/29/2010 (W, 77-76)
Two consecutive games decided by one point – at South Carolina (L, 70-71) 1/7/1998 and Tennessee (W, 80-79) 1/10/1998
Three consecutive games decided by one point – Never
Shot 90% or Better from Free Throw Line – 90.9% vs. Mississippi State (20-22) 3/11/2011
Shot less than 50% from Free Throw Line – .333 vs. Chaminade (1-of-3) 11/24/2009
Shot less than 20% from 3PT – .182 (2-of-11) at Kentucky, 3/1/2011
Attempted 30 FT – 31 (21-31) at Mississippi State (1/27/11)
Attempted 40 FT – 45 (35-45) vs. Belmont, 12/4/2010
Attempted five or less FT – 3 vs. Chaminade, 11/24/2009
Made 20 FT – 20 vs. Mississippi State, 3/11/2011
Made 30 FT – 35 vs. Belmont, 12/5/2010
Won an Overtime Game – vs. Georgia, 2/25/2010 (W, 96-94)
Lost by 25 or More Points – vs. Florida, 1/25/2009 (L, 69-94)
Lost an Overtime Game – at Florida, 2/1/2011 (L, 65-61)
Played Two Overtimes – at Kentucky, 1/12/2008 (L, 79-73)
Played Three Overtimes – at Ole Miss 2/17/1982 (L, 51-48)
Played Four Overtimes – at Ole Miss 2/17/1982 (L, 51-48)
Played consecutive games that went to overtime – vs. Mississippi State 3/5/2008 (W, 86-85) and at Alabama, 3/8/2008 (L, 78-73)
Had 20 Turnovers – 23 vs. St. Mary's, 1/22/2011
Had fewer than 10 Turnovers in two straight games – vs. Mississippi State (5) 3/1/2011, vs. Florida (6) 3/12/2011

OPPONENT - INDIVIDUALS

Scoring:
Scored 25 points – Kevin Anderson (25) vs. Richmond, 3/17/2011
Scored 30 points – Casey Mitchell (31) vs. West Virginia, 11/19/2010
Scored 35 points – Rotnei Clarke, (36) 1/29/2011
Scored 40 points – Morris Almond (44), Rice, 1/3/2007
Two Players Had 20 Points -- Terrence Jones (25) and Brandon Knight (20) vs. Kentucky, 2/12/2011
Five Players Scored in Double Figures Kenny Boynton (17), Erving Walker (16), Vernon Macklin (13), Chandler Parsons (13), Alex Tyus (13) vs. Florida, 3/5/2011
Six Players Scored in Double Figures –

Bam Doyno (22), Dwayne Curtis (12), Todd Abernethy (11), Clarence Sanders (11), Polynice (10) and Williams (10), vs. Ole Miss, 1/27/2007
Four Players with 15 or more points – Erik Daniels (20), Marquis Estill (17), Kelenna Azubuike (16) and Gerald Fitch (15) vs. Kentucky, 3/5/2003
Double-Doubles:
Double-Double – Alex Tyus (13 points, 10 rebounds) vs. Florida, 3/5/2011
Triple-Double – Sam Muldrow (16 points, 14 rebounds and 10 blocks) at South Carolina, 1/8/2010
20-10 game – Travis Leslie (21 points, 13 rebounds), vs. Georgia, 1/12/2011
30-10 game – Morris Almond (44 points, 12 rebounds) at Rice, 1/3/2007

Double-Double in Points and Rebounds – Tobias Harris (10 points, 11 rebounds) vs. Tennessee, 2/22/2011
Double-Double in Points and Assists – Nick Calathes (15 points, 10 assists) at Florida, 1/27/2008
Two players record double-doubles – Yancy Gates (16 points, 10 rebounds), Dion Dixon (12 points, 10 rebounds) vs. Cincinnati, 11/23/2009

Field Goals:
Made 10 FG in a game – Kevin Anderson (25) vs. Richmond, 3/17/2011
Made 11 FG in a game – Omar Samhan (11) at St. Mary's, 11/20/2009
Made 12 FG in a game – Storm Warren, (12) at LSU, 2/26/2011
Made 13 FG in a game – Lester Hudson (13) vs. Tennessee-Martin, 12/29/2007

Attempted 15 FG in a game – Rob Jones (15), Matthew Dellavedova (15) vs. St. Mary's, 1/22/2011
Attempted 16 FG in a game – Kenny Boynton (16) vs. Florida, 3/12/2011
Attempted 17 FG in a game – Bruce Ellington (17) vs. South Carolina (2/5/11)
Attempted 18 FG in a game – David Huertas (18) vs. Ole Miss, 2/7/2009
Attempted 19 FG in a game – Marcus Denmon (19) at Missouri, 12/8/2010
Attempted 20 FG in a game – Storm Warren (20) at LSU, 2/26/2011
Attempted 25 FG in a game – Courtney Fortson (27) vs. Arkansas, 3/8/2009

Three-Pointers:
Made 5 3-pointers in a game – Kenny Boynton (5) vs. Florida (3/11/2010)
Made 6 3-pointers in a game – Rotnei Clarke (6) vs. Arkansas, 1/29/2011
Made 7 3-pointers in a game – Chandler Parsons (7) vs. Florida, 1/25/2009
Made 8 3-pointers in a game – Josh Mayo (8) vs. Illinois-Chicago, 12/3/2008
Attempted 10 3-pointers in a game – Andre Stringer (10) at LSU, 2/26/2011

Free Throws:
Made 8 FT in a game – Lucas Hargrove (8)

vs. Auburn, 1/23/2010
Made 9 FT in a game – Travis Leslie (9), vs. Georgia, 3/12/2010
Made 10 FT in a game – Erving Walker (10) vs. Florida, 3/5/2011
Made 11 FT in a game – Iman Shumpert (11) at Georgia Tech, 12/6/2008
Made 17 FT in a game – Morris Almond (17) at Rice, 1/3/2007
Attempted 10 FT in a game – Erving Walker (11) vs. Florida, 3/5/2011
Attempted 13 FT in a game – DeMarcus Cousins (13) at Kentucky, 1/30/2010
Attempted 14 FT in a game – Brandon Moore (14) vs. Mercer, 12/21/2009
Attempted 15 FT in a game – Morris Almond (19) at Rice, 1/3/2007

Rebounds:
10 Rebounds in a game – Alex Tyus (11) vs. Florida, 3/5/2011
15 Rebounds in a game – Wayne Chism (16) at Tennessee, 1/27/2010
18 Rebounds in a game – Daniel Northern (18) vs. Tennessee Tech, 12/20/2008
19 Rebounds in a game – Omar Samhan (19) at St. Mary's, 11/20/2009
20 Rebounds in a game – Roy Rogers (20) at Alabama, 1/3/1996

Assists
8 Assists – Mickey McConnell (8) vs. St. Mary's, 1/22/2011
9 Assists – John Wall (9) at Kentucky, 1/30/2010
10 Assists – Nick Calathes (10) at Florida, 1/27/2008
11 Assists – Dee Bost (11) vs. Mississippi State, 3/11/2011
12 Assists – G.G. Smith (12) vs. Georgia, 2/3/1999

Blocks:
4 Blocked Shots – Josh Harrellson (4), at Kentucky, 3/1/2011
5 Blocked Shots – Wayne Chism (5) at Tennessee, 1/27/2010
6 Blocked Shots – Jarvis Varnado (6) vs. Mississippi State, 3/13/2010
8 Blocked Shots – Jarvis Varnado (9) vs. Mississippi State, 2/3/2010
10 Blocked Shots – Sam Muldrow (10) at South Carolina, 1/8/2011

Steals:
4 Steals – Josh Wallace (4) at Auburn, 2/19/2011
5 Steals – Zaire Taylor (5) vs. Missouri, 12/2/2009
6 Steals – Devan Downey (6) at South Carolina, 1/16/2010
7 Steals – Aaron Lucas (7) at South Carolina, 1/19/2002
8 Steals – Steve Wojciechowski (8) at Duke, 11/22/1996
Two players with 3 steals – Melvin Goins (3), Scotty Hopson (3) and Steven Pearl (3) vs. Tennessee 2/22/2011

Minutes:
Played every minute – Kevin Anderson (25) vs. Richmond, 3/17/2011
Played over 40 minutes – Ricky McPhee (41) vs. Georgia, 2/25/2010

Fouls:
Technical Foul – Bench at Auburn, 2/19/2011
Fouled Out – Storm Warren, Garrett Green vs. LSU, 3/10/2011
Three Players Fouled Out – Garrett Green, Storm Warren, Dennis Harris vs. LSU, 2/13/2010

OPPONENT - TEAM

Scored 90 or more points at Memorial Gym – 94 vs. Georgia, 2/25/2010 (VU 96, UGA 94 (OT))
Scored 100 or more points – 106 at Kentucky 3/5/2003 (L, 44-106)
Scored 110 or more points – 120 vs. Kentucky 2/7/1996 (L, 81-120)
Scored 120 or more points – 120 vs. Kentucky 2/7/1996 (L, 81-120)
Scored 130 or more points – Never
Scored Less than 50 points – 49 vs. Nebraska, 11/18/2010 (W, 59-49)
Scored Less than 40 points – 40 vs. Georgia 1/14/2009 (W, 50-40)
Shot 50% or Better – .508 vs. Mississippi State, 3/11/2011, (VU 87, MSU 81)
Shot 60% or Better – .612 at Florida (UF 82, VU 68), 2/21/2009
Shot 60% or Better from 3PT – .600 (15-25) vs. Florida, 1/25/2009 (L, 69-94)
Shot less than 30% FG – .293 (22-of-75), vs. Davidson, 1/2/2011 (VU 80, Davidson 52)
Shot less than 15% from 3PT – .154 (2-13), at Florida, 3/2/2010 (VU 64, UF 60)
Held Opponent Without a 3-Pointer – vs. Nebraska, 11/18/10 (W, 59-49)
Shot 90% or Better from Free Throw Line – 1.000, vs. Mississippi State (8-8), 3/11/2011
Shot less than 50% from Free Throw Line – .450 at Arkansas, 2/27/2010
Attempted 30 FT – 39 vs. West Virginia, 11/19/2010
Attempted 40 FT – 42 at Mississippi State, 2/12/2007
Attempted 45 or More FT – 49 at South Carolina, 1/28/2009
Attempted five or less FT – 5 vs. Davidson, 1/2/2011
Made 20 FT – 21 vs. Florida, 3/5/2011
Made 30 FT – 32 at South Carolina, 1/28/2009
Made 0 FT – Georgia, 1/14/2009
Made 12 3PT – 12 at Kentucky, 1/30/2010
Made 15 3PT – 15 vs. Florida, 1/25/2009
Attempted 30 or more 3PT – 34 vs. Mississippi State, 2/3/2010
Had 20 Turnovers – 26 vs. North Carolina, 11/21/2010



FESTUS EZELI

3

RS-Senior, Center
6'11" 255 lbs.
Benin City, Nigeria
Igbinedion Educ. Center/
Jesuit HS (Calif.)

SEASON HIGHS

Points:
FG Made:
FG Atts:
3FG Made:
3FG Atts:
FT Made:
FT Atts:
Rebounds:
Assists:
Turnovers:
Blocks:
Steals:
Minutes:

CAREER HIGHS

Points: 24, vs. Belmont (12/4/10);
FG Made: 8, vs. Appalachian State (11/27/10);
FG Atts: 13, vs. South Carolina (2/5/11);
3FG Made: 0;
3FG Atts: 0;
FT Made: 10, 2x, last vs. Ole Miss (1/19/11);
FT Atts: 14, vs. Belmont (12/4/10);
Rebounds: 13, 2x, last at Kentucky (3/1/11);
Assists: 1, 3x, last vs. Kentucky (2/12/11);
Turnovers: 4, 5x, last at LSU (2/26/11);
Blocks: 7, at Georgia (2/16/11);
Steals: 4, 2x, last vs. Georgia (1/12/11);
Minutes: 36, at Kentucky (3/1/11).

MISCELLANEOUS

	2011-12	Career
Double-Digit Scoring	-	27
20-Pt Scoring	-	21
Double-Doubles	-	5
3+ Blocks	-	26
Starts	-	45

EZELI NOTEBOOK

- ✪ Named to Preseason All-SEC 2nd Team; made All-SEC 2nd team in 2011.
- ✪ Will miss 6-8 weeks because of sprained MCL and PCLs in his right knee. Had surgery on his left knee in the offseason.
- ✪ Named nation's most improved player last season by Yahoo! Sports.
- ✪ Set a new Vanderbilt single-season record in blocks in 2010-11 with 87.
- ✪ Five blocks short of career mark, held by Will Perdue, with 152.
- ✪ Will miss first six games of the regular season for receiving improper benefits.
- ✪ Did not play organized basketball until the summer before his arrival at Vanderbilt (2007).
- ✪ Played behind All-SEC performer A.J. Ogilvy for his first two seasons after redshirting in 2007-08.
- ✪ Averaged 13.0 points and 6.2 rebounds per game in 2010-11, compared to 3.8 and 3.2, respectively, in 2009-10.
- ✪ Finished Second in the SEC in FG% at 58.8% (151-257) in 2010-11.
- ✪ Had 25 double-digit scoring games, five double doubles, and 15 games with three blocks or more.
- ✪ Had career-high seven blocks against Georgia on 2/16/11 - it was the most by a VU player since Dec. 28, 1987, when Will Perdue had seven against East Carolina
- ✪ Nickname is Fes.
- ✪ Full name is Ifeanyi Festus Ezeli-Ndelue. Ifeanyi means "Nothing is impossible with God".

EZELI GAME-BY-GAME (REDSHIRT SENIOR)

Opponent	M	FG-A	3P-A	FT-A	Reb	PF	A	T	B	S	PTS
N11 Oregon											
N13 Cleveland State											
N15 Bucknell											
N19 N.C. State											
N21 Texas/Oregon											
N25 Monmouth											
N28 Xavier											
D2 @Louisville											
D7 @Davidson											
D17 Indiana State											
D19 Longwood											
D21 Lafayette											
D29 @Marquette											
J2 Miami (Ohio)											
J7 Auburn											
J10 @South Carolina											
J14 Georgia											
J19 @Alabama											
J21 Mississippi State											
J24 Tennessee											
J28 MTSU											
J31 @Arkansas											
F4 @Florida											
F8 LSU											
F11 Kentucky											
F16 @Ole Miss											
F19 @Georgia											
F22 South Carolina											
F25 @Kentucky											
F28 Florida											
M3 @Tennessee											

Ezeli's Overall Statistics at Vanderbilt

Year	GP	GS	Min	Avg	FG	FGA	Pct	3FG	3FGA	Pct	FT	FTA	Pct	Off	Def	Tot	Avg	PF	FO	Ast	TO	Blk	Stl	Pts	Avg
2008-09	29	6	360	12.4	41	75	.547	0	0	.000	28	55	.509	28	46	74	2.6	58	1	1	43	22	4	110	3.8
2009-10	32	5	406	12.7	49	90	.544	0	0	.000	22	59	.373	30	72	102	3.2	70	3	3	34	43	6	120	3.8
2010-11	34	34	799	23.5	151	257	.588	0	0	.000	140	216	.648	95	118	213	6.3	104	5	6	60	87	20	442	13.0
TOTAL	95	45	1565	16.5	241	422	.571	0	0	.000	190	330	.576	153	236	389	4.1	232	9	10	137	152	30	672	7.1

Ezeli's SEC Statistics at Vanderbilt

Year	GP	GS	Min	Avg	FG	FGA	Pct	3pt	3ptA	Pct	FT	FTA	Pct	Off	Def	Tot	Avg	PF	FO	Ast	TO	Blk	Stl	Pts	Avg
2008-09	16	3	194	12.1	20	32	.625	0	0	.000	12	29	.414	15	23	38	2.4	31	1	0	22	7	3	52	3.3
2009-10	16	0	186	11.6	15	29	.517	0	0	.000	11	25	.440	13	32	45	2.8	38	2	1	11	16	4	41	2.6
2010-11	16	16	404	25.3	66	125	.528	0	0	.000	77	109	.706	41	55	96	6.0	46	4	3	34	48	9	209	13.1
TOTAL	48	19	784	16.3	101	186	.543	0	0	.000	100	163	.613	69	110	179	3.7	115	7	4	67	71	16	302	6.3



KYLE FULLER

11

Sophomore, Guard
6'1" 180 lbs.
Moreno Valley, Calif.
Rancho Verde HS

SEASON HIGHS

Points:
FG Made:
FG Atts:
3FG Made:
3FG Atts:
FT Made:
FT Atts:
Rebounds:
Assists:
Turnovers:
Blocks:
Steals:
Minutes:

CAREER HIGHS

Points: 6, 2x, last vs. Davidson (1/2/11);
FG Made: 3, 2x, last vs. Davidson (1/2/11);
FG Atts: 6, vs. Presbyterian (11/12/10);
3FG Made: 1, 3x, last vs. Miss. St. (3/11/11);
3FG Atts: 3 vs. Western Kentucky (12/1/10);
FT Made: 2, 2x, last at Auburn (2/19/11);
FT Atts: 5 at Auburn (2/19/11);
Rebounds: 4 vs. MTSU (12/21/10);
Assists: 5 vs. Davidson (1/2/11);
Turnovers: 3, 4x, last vs. S. Carolina (2/5/11);
Blocks: 1, vs. Presbyterian (11/12/10);
Steals: 2, vs. North Carolina (11/21/10)
Minutes: 29, vs. LSU (3/10/11).

MISCELLANEOUS

	2011-12	Career
5+ Assists		1

FULLER NOTEBOOK

- ☛ Point guard who backed up Brad Tinsley at the point guard position in 2010-11.
- ☛ One of two players who currently calls California home (Festus Ezeli).
- ☛ Played in all 34 games last season, and averaged 1.9 points and 1.6 assists per game in 15 minutes of action.
- ☛ Averaged 27.6 points, eight assists, six rebounds, and four steals per game as a point guard at Rancho Verde High School.
- ☛ Winningest player in Rancho Verde history, was a four-year captain, and a three-year starter.
- ☛ Nickname is Lil' Zoomey.

FULLER GAME-BY-GAME (SOPHOMORE)

Opponent	M	FG-A	3P-A	FT-A	Reb	PF	A	T	B	S	PTS
N11 Oregon											
N13 Cleveland State											
N15 Bucknell											
N19 N.C. State											
N21 Texas/Oregon											
N25 Monmouth											
N28 Xavier											
D2 @Louisville											
D7 @Davidson											
D17 Indiana State											
D19 Longwood											
D21 Lafayette											
D29 @Marquette											
J2 Miami (Ohio)											
J7 Auburn											
J10 @South Carolina											
J14 Georgia											
J19 @Alabama											
J21 Mississippi State											
J24 Tennessee											
J28 MTSU											
J31 @Arkansas											
F4 @Florida											
F8 LSU											
F11 Kentucky											
F16 @Ole Miss											
F19 @Georgia											
F22 South Carolina											
F25 @Kentucky											
F28 Florida											
M3 @Tennessee											

Year	GP	GS	Min	Avg	FG	FGA	Pct	3FG	3FGA	Pct	FT	FTA	Pct	Off	Def	Tot	Avg	PF	FO	Ast	TO	Blk	Stl	Pts	Avg
2010-11	34	0	499	14.7	24	78	.308	7	29	.241	8	16	.500	8	38	46	1.4	44	0	55	34	1	13	63	1.9
TOTAL	34	0	499	14.7	24	78	.308	7	29	.241	8	16	.500	8	38	46	1.4	44	0	55	34	1	13	63	1.9

Year	GP	GS	Min	Avg	FG	FGA	Pct	3pt	3ptA	Pct	FT	FTA	Pct	Off	Def	Tot	Avg	PF	FO	Ast	TO	Blk	Stl	Pts	Avg
2010-11	16	0	218	13.6	7	28	.250	4	8	.500	5	10	.500	4	18	22	1.4	18	0	21	11	0	5	23	1.4
TOTAL	16	0	218	13.6	7	28	.250	4	8	.500	5	10	.500	4	18	22	1.4	18	0	21	11	0	5	23	1.4



LANCE GOULBOURNE

5

Senior, Forward
6' 8" 225 lbs.
Brooklyn, N.Y.
The Hun School (N.J.)

SEASON HIGHS

Points:
FG Made:
FG Atts:
3FG Made:
3FG Atts:
FT Made:
FT Atts:
Rebounds:
Assists:
Turnovers:
Blocks:
Steals:
Minutes:

CAREER HIGHS

Points: 18, vs. LSU (2/13/10);
FG Made: 7, vs. Appalachian State (11/27/10);
FG Atts: 11, vs. Appalachian State (11/27/10);
3FG Made: 3, 2x, last vs. Kentucky (2/17/09);
3FG Atts: 5, vs. Kentucky (2/17/09);
FT Made: 8 vs. Belmont (12/4/10);
FT Atts: 10, vs. Manhattan (12/30/09);
Rebounds: 17, at LSU (2/26/11);
Assists: 5, 2x, last vs. Ole Miss (1/19/11);
Turnovers: 5, vs. St. Mary's (1/22/11);
Blocks: 3 vs Davidson (1/2/11);
Steals: 3, vs. Western Kentucky (12/1/10);
Minutes: 36 at Mississippi State (1/27/11).

MISCELLANEOUS

	2011-12	Career
Double-Digit Rebs.	-	9
Double-Doubles	-	3
3+ 3-pt FG's	-	2

GOULBOURNE NOTEBOOK

- ✪ Very skilled wing player with great athletic ability and explosiveness, who started 21 games at the power forward position.
- ✪ Emerged as one of the SEC's top rebounders in 2010-11.
- ✪ Played in 32 games and started 21 at the four position in 2010-11.
- ✪ Averaged 6.9 points and a team-leading 7.3 rebounds per game.
- ✪ Finished in the top ten in the SEC in rebounding in SEC (Tied-7th, 7.3) and defensive rebounds (5th, 5.4).
- ✪ Had double-digit rebounds in nine games in 2010-11.
- ✪ Came off the bench to grab 17 boards at LSU (2/26). The 17 rebounds set a new single-game record in the Stallings' era.
- ✪ Posted three double-doubles on the season.
- ✪ Won SEC Player of the Week for his performances against Ole Miss (14 pts, 16 rebs) and Saint Mary's (15 pts, 10 rebs).
- ✪ Made first career start vs. Missouri (12/8) - scored 11 points and had 7 rebounds.
- ✪ Was a consensus Top 100 recruit in 2008..
- ✪ Also was a standout tennis player in high school, with a serve that topped out at 130 mph.

GOULBOURNE GAME-BY-GAME (SENIOR)

Opponent	M	FG-A	3P-A	FT-A	Reb	PF	A	T	B	S	PTS
N11 Oregon											
N13 Cleveland State											
N15 Bucknell											
N19 N.C. State											
N21 Texas/Oregon											
N25 Monmouth											
N28 Xavier											
D2 @Louisville											
D7 @Davidson											
D17 Indiana State											
D19 Longwood											
D21 Lafayette											
D29 @Marquette											
J2 Miami (Ohio)											
J7 Auburn											
J10 @South Carolina											
J14 Georgia											
J19 @Alabama											
J21 Mississippi State											
J24 Tennessee											
J28 MTSU											
J31 @Arkansas											
F4 @Florida											
F8 LSU											
F11 Kentucky											
F16 @Ole Miss											
F19 @Georgia											
F22 South Carolina											
F25 @Kentucky											
F28 Florida											
M3 @Tennessee											

Goulbourne's Overall Statistics at Vanderbilt

Year	GP	GS	Min	Avg	FG	FGA	Pct	3FG	3FGA	Pct	FT	FTA	Pct	Off	Def	Tot	Avg	PF	FO	Ast	TO	Blk	Stl	Pts	Avg
2008-09	23	0	325	14.1	42	89	.472	11	31	.355	22	31	.710	21	54	75	3.3	25	0	7	25	12	10	117	5.1
2009-10	31	0	398	12.8	29	74	.392	10	36	.278	34	50	.680	17	47	64	2.1	46	0	16	29	17	5	102	3.3
2010-11	32	21	799	25.0	68	161	.422	16	58	.276	68	96	.708	61	174	235	7.3	61	0	43	48	16	18	220	6.9
TOTAL	86	21	1522	17.7	139	324	.429	37	125	.296	124	177	.701	99	275	374	4.3	132	0	66	102	45	33	439	5.1

Goulbourne's SEC Statistics at Vanderbilt

Year	GP	GS	Min	Avg	FG	FGA	Pct.	3pt	3ptA	Pct	FT	FTA	Pct	Off	Def	Tot	Avg	PF	FO	Ast	TO	Blk	Stl	Pts	Avg
2008-09	16	0	221	13.8	27	60	.450	8	23	.348	11	18	.611	13	27	40	2.5	23	0	6	17	8	6	73	4.6
2009-10	14	0	192	13.7	16	45	.356	6	24	.250	15	21	.714	10	16	26	1.9	23	0	4	9	8	2	53	3.8
2010-11	16	13	396	24.8	27	69	.391	7	27	.259	20	34	.588	28	88	116	7.3	31	0	21	19	4	5	81	5.1
TOTAL	46	13	809	17.6	70	174	.402	21	74	.284	46	73	.630	51	131	182	4.0	77	0	31	45	20	13	207	4.5



JOSH HENDERSON

40 | RS Freshman, Center
6'11" 220 lbs.
Roanoke, Va.
Cave Spring HS

SEASON HIGHS

- Points:
- FG Made:
- FG Atts:
- 3FG Made:
- 3FG Atts:
- FT Made:
- FT Atts:
- Rebounds:
- Assists:
- Turnovers:
- Blocks:
- Steals:
- Minutes:

CAREER HIGHS

- Points:
- FG Made:
- FG Atts:
- 3FG Made:
- 3FG Atts:
- FT Made:
- FT Atts:
- Rebounds:
- Assists:
- Turnovers:
- Blocks:
- Steals:
- Minutes:

HENDERSON NOTEBOOK

- ⊕ Redshirted in 2010-11.
- ⊕ Expected to see time at the five position, especially early on with the injury to Festus Ezeli.
- ⊕ Signed in the spring of 2010 with the Commodores.
- ⊕ 6'11 center chose Vanderbilt over Virginia, Wake Forest, Davidson, Cincinnati, Maryland, and Penn State.

HENDERSON GAME-BY-GAME (RS-FRESHMAN)

Opponent	M	FG-A	3P-A	FT-A	Reb	PF	A	T	B	S	PTS
N11 Oregon											
N13 Cleveland State											
N15 Bucknell											
N19 N.C. State											
N21 Texas/Oregon											
N25 Monmouth											
N28 Xavier											
D2 @Louisville											
D7 @Davidson											
D17 Indiana State											
D19 Longwood											
D21 Lafayette											
D29 @Marquette											
J2 Miami (Ohio)											
J7 Auburn											
J10 @South Carolina											
J14 Georgia											
J19 @Alabama											
J21 Mississippi State											
J24 Tennessee											
J28 MTSU											
J31 @Arkansas											
F4 @Florida											
F8 LSU											
F11 Kentucky											
F16 @Ole Miss											
F19 @Georgia											
F22 South Carolina											
F25 @Kentucky											
F28 Florida											
M3 @Tennessee											



JOHN JENKINS

23 Junior, Guard
6'4" 215 lbs.
Hendersonville, Tenn.
Station Camp HS

SEASON HIGHS

Points:
FG Made:
FG Atts:
3FG Made:
3FG Atts:
FT Made:
FT Atts:
Rebounds:
Assists:
Turnovers:
Blocks:
Steals:
Minutes:

CAREER HIGHS

Points: 32, vs. Kentucky (2/12/11);
FG Made: 11, vs. Kentucky (2/12/11);
FG Atts: 21, vs. Marquette (12/29/10);
3FG Made: 6, 4x, last vs. Kentucky (1/12/11);
3FG Atts: 15; vs. Marquette (12/29/10);
FT Made: 10, 3x, last vs. Arkansas (1/29/11);
FT Atts: 12, vs. North Carolina (11/21/10);
Rebounds: 6, 2x, last at Miss. State (1/27/11);
Assists: 3, 6x, last at Georgia (2/16/11);
Turnovers: 5, vs. Tennessee (2/22/11);
Blocks: 2, 3x, last vs. Florida (3/12/11);
Steals: 2, 4x, last vs. Georgia (1/13/11);
Minutes: 41, 2x, last at S. Carolina (1/8/11).

MISCELLANEOUS

	2011-12	Career
Double-Figure Pts	-	51
20+ Pt games	-	21
3+ 3-Pt FG's	-	31
Starts	-	39

JENKINS NOTEBOOK

- ✪ Named to preseason All-SEC team by the league media and coaches. Also on numerous preseason All-American teams.
- ✪ Named as an All-SEC first-team selection by the league's coaches and media in 2010-11 as a sophomore after leading the league in scoring.
- ✪ One of the nation's top shooters from three.
- ✪ Played for Team USA this summer in Shenzhen, China, in the World University Games - led the team in scoring with 13.5 ppg in eight games.
- ✪ Became Vanderbilt's all-time leading sophomore scorer with 624 points and a 19.5 ppg average.
- ✪ Played in 32 games and averaged 19.5 points and 3.0 rebounds per game...Led the league in scoring in all games (19.5) and in 3-point field goals made per game (3.1) and finished second in free throw percentage (.894).
- ✪ Also led the SEC in scoring in league games only (20.8) and threes made (3.1) in SEC games only; finished second in free-throw percentage (.908).
- ✪ Made 100 three pointers as a sophomore, which is the fourth-best single season total in Vanderbilt history.
- ✪ His 89.4% free throw percentage was the third-best single-season total in Commodore history.
- ✪ Tallied double figures in every game played in 2010-11...Scored 20 or more points in 19 games in 2010-11 and 21 in his career.
- ✪ Made at least 5 threes in seven games; led the SEC in 20-point games...Scored 20 or more in 10 of 16 league games in 2010-11.
- ✪ Tallied a career-high 32 points in win over Kentucky at Memorial Gym on February 12.
- ✪ Won two SEC Player of the Week awards as a sophomore - when he averaged 26.0 points, 2.5 rebounds, and 2.5 assists against Alabama and Kentucky, and at the Puerto Rico Tip-Off, when he averaged 21.7 points and 3.0 rebounds in three games.
- ✪ Named to the SEC All-Freshman team and was named the Sixth Man of the Year by the league's coaches in 2009-10...Averaged 11.0 points per game, and shot 48.3% (72-149) from three in his freshman season.
- ✪ From nearby Hendersonville, Tenn., and Station Camp High School, where he led the nation in scoring with 42.0 points per game as a senior.

JENKINS GAME-BY-GAME (JUNIOR)

Opponent	M	FG-A	3P-A	FT-A	Reb	PF	A	T	B	S	PTS
N11 Oregon											
N13 Cleveland State											
N15 Bucknell											
N19 N.C. State											
N21 Texas/Oregon											
N25 Monmouth											
N28 Xavier											
D2 @Louisville											
D7 @Davidson											
D17 Indiana State											
D19 Longwood											
D21 Lafayette											
D29 @Marquette											
J2 Miami (Ohio)											
J7 Auburn											
J10 @South Carolina											
J14 Georgia											
J19 @Alabama											
J21 Mississippi State											
J24 Tennessee											
J28 MTSU											
J31 @Arkansas											
F4 @Florida											
F8 LSU											
F11 Kentucky											
F16 @Ole Miss											
F19 @Georgia											
F22 South Carolina											
F25 @Kentucky											
F28 Florida											
M3 @Tennessee											

Jenkins' Overall Statistics at Vanderbilt

Year	GP	GS	Min	Avg	FG	FGA	Pct	3FG	3FGA	Pct	FT	FTA	Pct	Off	Def	Tot	Avg	PF	FO	Ast	TO	Blk	Stl	Pts	Avg
2009-10	31	7	716	23.1	110	234	.470	72	149	.483	48	60	.800	8	61	69	2.2	36	0	30	23	5	14	340	11.0
2010-11	32	32	1105	34.5	190	411	.462	100	245	.408	144	161	.894	17	78	95	3.0	44	0	39	52	10	24	624	19.5
TOTAL	63	39	1821	28.9	300	645	.465	172	394	.437	192	221	.869	25	139	164	2.6	80	0	69	75	15	38	964	15.3

Jenkins' SEC Statistics at Vanderbilt

Year	GP	GS	Min	Avg	FG	FGA	Pct	3pt	3ptA	Pct	FT	FTA	Pct	Off	Def	Tot	Avg	PF	FO	Ast	TO	Blk	Stl	Pts	Avg
2009-10	14	3	332	23.7	47	103	.456	30	66	.455	19	25	.760	1	25	26	1.9	12	0	9	7	5	9	143	10.2
2010-11	16	16	578	36.1	102	201	.507	49	115	.426	79	87	.908	9	45	54	3.4	24	0	25	32	4	14	332	20.8
TOTAL	30	19	910	30.3	149	304	.490	79	181	.436	98	112	.875	10	70	80	2.7	36	0	34	39	9	23	475	15.8



KEDREN JOHNSON

2

Freshman, Guard
6'4" 215 lbs.
Lewisburg, Tenn.
Marshall County HS

SEASON HIGHS

Points:
FG Made:
FG Atts:
3FG Made:
3FG Atts:
FT Made:
FT Atts:
Rebounds:
Assists:
Turnovers:
Blocks:
Steals:
Minutes:

CAREER HIGHS

Points:
FG Made:
FG Atts:
3FG Made:
3FG Atts:
FT Made:
FT Atts:
Rebounds:
Assists:
Turnovers:
Blocks:
Steals:
Minutes:

JOHNSON NOTEBOOK

- ⊕ Freshman point guard who starred at nearby Marshall County High School, where he was named Mr. Basketball for the state of Tennessee for Class 2A and was the Tennessean Player of the Year for two years.
- ⊕ Averaged 27.3 points, 10.0 rebounds, 8.0 assists, 3.6 steals and 1.5 blocks in his senior season at Marshall County, where he departed as the school's all-time scoring and assist leader.
- ⊕ Nickname is Kee.
- ⊕ Chose the Commodores over Florida, Louisville, Memphis, and Alabama.

JOHNSON GAME-BY-GAME (FRESHMAN)

Opponent	M	FG-A	3P-A	FT-A	Reb	PF	A	T	B	S	PTS
N11 Oregon											
N13 Cleveland State											
N15 Bucknell											
N19 N.C. State											
N21 Texas/Oregon											
N25 Monmouth											
N28 Xavier											
D2 @Louisville											
D7 @Davidson											
D17 Indiana State											
D19 Longwood											
D21 Lafayette											
D29 @Marquette											
J2 Miami (Ohio)											
J7 Auburn											
J10 @South Carolina											
J14 Georgia											
J19 @Alabama											
J21 Mississippi State											
J24 Tennessee											
J28 MTSU											
J31 @Arkansas											
F4 @Florida											
F8 LSU											
F11 Kentucky											
F16 @Ole Miss											
F19 @Georgia											
F22 South Carolina											
F25 @Kentucky											
F28 Florida											
M3 @Tennessee											



SHELBY MOATS

34 | Freshman, Forward
6'8" 225 lbs.
Waconia, Minn.
Waconia HS

SEASON HIGHS

Points:
FG Made:
FG Atts:
3FG Made:
3FG Atts:
FT Made:
FT Atts:
Rebounds:
Assists:
Turnovers:
Blocks:
Steals:
Minutes:

CAREER HIGHS

Points:
FG Made:
FG Atts:
3FG Made:
3FG Atts:
FT Made:
FT Atts:
Rebounds:
Assists:
Turnovers:
Blocks:
Steals:
Minutes:

MOATS NOTEBOOK

- ✪ Powerfully-built power forward who has excellent shooting touch from beyond-the-arc.
- ✪ Was the valedictorian of his Waconia High School senior class in 2011.
- ✪ Four-year varsity letterwinner in basketball, two-year captain, and a two-year letterman in football at Waconia
- ✪ Averaged 22 points and 12 rebounds in his senior year at Waconia and ended his career with 1,772 points and 985 rebounds.
- ✪ Plans on majoring in Economics at Vanderbilt.
- ✪ Chose the Commodores over Washington State and Northwestern.

MOATS GAME-BY-GAME (FRESHMAN)

Opponent	M	FG-A	3P-A	FT-A	Reb	PF	A	T	B	S	PTS
N11 Oregon											
N13 Cleveland State											
N15 Bucknell											
N19 N.C. State											
N21 Texas/Oregon											
N25 Monmouth											
N28 Xavier											
D2 @Louisville											
D7 @Davidson											
D17 Indiana State											
D19 Longwood											
D21 Lafayette											
D29 @Marquette											
J2 Miami (Ohio)											
J7 Auburn											
J10 @South Carolina											
J14 Georgia											
J19 @Alabama											
J21 Mississippi State											
J24 Tennessee											
J28 MTSU											
J31 @Arkansas											
F4 @Florida											
F8 LSU											
F11 Kentucky											
F16 @Ole Miss											
F19 @Georgia											
F22 South Carolina											
F25 @Kentucky											
F28 Florida											
M3 @Tennessee											



AARON NOLL

14

Senior, Forward
6'7" 220 lbs.
Fort Mitchell, Ky..
Covington Catholic HS

SEASON HIGHS

Points:
FG Made:
FG Atts:
3FG Made:
3FG Atts:
FT Made:
FT Atts:
Rebounds:
Assists:
Turnovers:
Blocks:
Steals:
Minutes:

CAREER HIGHS

Points: 2, 3x, last at Arkansas (2/27/10);
FG Made: 1, vs. St. Francis (12/31/08);
FG Atts: 1, vs. St. Francis (12/31/08);
3FG Made: 0;
3FG Atts: 0;
FT Made: 2, 2x, last at Arkansas (2/27/10);
FT Atts: 2, 2x, last at Arkansas (2/27/10);
Rebounds: 2, vs. Mercer (12/21/09);
Assists: 0;
Turnovers: 0;
Blocks: 0;
Steals: 0;
Minutes: 3, vs. Manhattan (12/30/09).

NOLL NOTEBOOK

- ☛ Made the team as a walk on during tryouts in October of 2008, and has been named to the SEC Academic Honor Roll for the last two seasons (2010, 2011).
- ☛ Had two rebounds in three minutes vs. Grambling (11/24)...Suffered a broken right foot in December, and did not play the rest of the season.
- ☛ A pre-med student, Noll will attend Med School next season.
- ☛ Advice to youngsters: "Never let anyone tell you that you can't do something if you put your mind to it."

NOLL GAME-BY-GAME (SENIOR)

Opponent	M	FG-A	3P-A	FT-A	Reb	PF	A	T	B	S	PTS
N11 Oregon											
N13 Cleveland State											
N15 Bucknell											
N19 N.C. State											
N21 Texas/Oregon											
N25 Monmouth											
N28 Xavier											
D2 @Louisville											
D7 @Davidson											
D17 Indiana State											
D19 Longwood											
D21 Lafayette											
D29 @Marquette											
J2 Miami (Ohio)											
J7 Auburn											
J10 @South Carolina											
J14 Georgia											
J19 @Alabama											
J21 Mississippi State											
J24 Tennessee											
J28 MTSU											
J31 @Arkansas											
F4 @Florida											
F8 LSU											
F11 Kentucky											
F16 @Ole Miss											
F19 @Georgia											
F22 South Carolina											
F25 @Kentucky											
F28 Florida											
M3 @Tennessee											

Noll's Overall Statistics at Vanderbilt

Year	GP	GS	Min	Avg	FG	FGA	Pct	3FG	3FGA	Pct	FT	FTA	Pct	Off	Def	Tot	Avg	PF	FO	Ast	TO	Blk	Stl	Pts	Avg
2008-09	3	0	4	1.3	1	1	1.000	0	0	.000	0	1	.000	0	1	1	0.3	0	0	0	0	0	0	2	0.7
2009-10	8	0	12	1.5	0	0	.000	0	0	.000	4	4	1.000	2	3	5	0.6	2	0	0	0	0	0	4	0.5
2010-11	4	0	8	2.0	0	0	.000	0	0	.000	0	0	.000	0	2	2	0.5	0	0	0	0	0	0	0	0.0
TOTAL	15	0	24	1.6	1	1	1.000	0	0	.000	4	5	.800	2	6	8	0.5	2	0	0	0	0	0	6	0.4

Noll's SEC Statistics at Vanderbilt

Year	GP	GS	Min	Avg	FG	FGA	Pct.	3pt	3ptA	Pct	FT	FTA	Pct	Off	Def	Tot	Avg	PF	FO	Ast	TO	Blk	Stl	Pts	Avg
2009-10	2	0	2	1.0	0	0	.000	0	0	.000	2	2	1.000	0	1	1	0.5	1	0	0	0	0	0	2	1.0
TOTAL	2	0	2	1.0	0	0	.000	0	0	.000	2	2	1.000	0	1	1	0.5	1	0	0	0	0	0	2	1.0



ROD ODOM

45

Sophomore, Forward
6'9" 220 lbs.
Central Islip, N.Y.
Middlesex School (Mass.)

SEASON HIGHS

Points:
FG Made:
FG Atts:
3FG Made:
3FG Atts:
FT Made:
FT Atts:
Rebounds:
Assists:
Turnovers:
Blocks:
Steals:
Minutes:

CAREER HIGHS

Points: 12, vs. Arkansas (1/29/11);
FG Made: 5, vs. West Virginia (11/19/10);
FG Atts: 9, vs. West Virginia (11/19/10);
3FG Made: 3, 3x, last vs. S. Carolina (2/5/11);
3FG Atts: 5 vs. Arkansas (1/29/11);
FT Made: 3, vs. Arkansas (1/29/11);
FT Atts: 4, vs. Arkansas (1/29/11);
Rebounds: 7 vs. Kentucky (2/12/11);
Assists: 2, 2x, last vs. S. Carolina (2/5/11);
Turnovers: 5 vs. Belmont (12/4/10);
Blocks: 2 at Missouri (12/8/10);
Steals: 4 at Missouri (12/8/10);
Minutes: 27, 2x, last at Georgia (2/16/11).

MISCELLANEOUS

	2011-12	Career
Double-Digit Scoring	-	5
3+ 3-Pt FG's	-	4
Starts	-	8

ODOM NOTEBOOK

- ⊛ Power forward who played in all 34 games as a true freshman...Started eight games.
- ⊛ Averaged 3.9 points and 2.6 rebounds per game as a freshman.
- ⊛ Scored in double-figures in five games, and tallied a career-high 12 points against Arkansas (1/29).
- ⊛ Scored 10 points and had five rebounds off of the bench vs. Florida (3/5).
- ⊛ Tallied 11 points at Georgia (2/16), grabbed 5 rebounds, and was 3-of-5 from beyond the arc.
- ⊛ Scored five points in collegiate debut vs. Presbyterian; made his first three-point basket on Brad Tinsley's 10th assist.
- ⊛ Chose the Commodores over Harvard, West Virginia, Arizona, UConn, Louisville, Boston College, Michigan, and Oklahoma State.

ODOM GAME-BY-GAME (SOPHOMORE)

Opponent	M	FG-A	3P-A	FT-A	Reb	PF	A	T	B	S	PTS
N11 Oregon											
N13 Cleveland State											
N15 Bucknell											
N19 N.C. State											
N21 Texas/Oregon											
N25 Monmouth											
N28 Xavier											
D2 @Louisville											
D7 @Davidson											
D17 Indiana State											
D19 Longwood											
D21 Lafayette											
D29 @Marquette											
J2 Miami (Ohio)											
J7 Auburn											
J10 @South Carolina											
J14 Georgia											
J19 @Alabama											
J21 Mississippi State											
J24 Tennessee											
J28 MTSU											
J31 @Arkansas											
F4 @Florida											
F8 LSU											
F11 Kentucky											
F16 @Ole Miss											
F19 @Georgia											
F22 South Carolina											
F25 @Kentucky											
F28 Florida											
M3 @Tennessee											

Odom's Overall Statistics at Vanderbilt

Year	GP	GS	Min	Avg	FG	FGA	Pct	3FG	3FGA	Pct	FT	FTA	Pct	Off	Def	Tot	Avg	PF	FO	Ast	TO	Blk	Stl	Pts	Avg
2010-11	34	8	533	15.7	47	115	.409	28	75	.373	10	16	.625	35	53	88	2.6	71	1	12	38	4	15	132	3.9
TOTAL	34	8	533	15.7	47	115	.409	28	75	.373	10	16	.625	35	53	88	2.6	71	1	12	38	4	15	132	3.9

Odom's SEC Statistics at Vanderbilt

Year	GP	GS	Min	Avg	FG	FGA	Pct	3pt	3ptA	Pct	FT	FTA	Pct	Off	Def	Tot	Avg	PF	FO	Ast	TO	Blk	Stl	Pts	Avg
2010-11	16	4	268	16.8	24	51	.471	13	32	.406	4	6	.667	15	25	40	2.5	37	1	6	20	0	6	65	4.1
TOTAL	16	4	268	16.8	24	51	.471	13	32	.406	4	6	.667	15	25	40	2.5	37	1	6	20	0	6	65	4.1



DAI-JON PARKER

24 Freshman, Guard
6'3" 190 lbs.
Baton Rouge, La.
Milton HS (Ga.)

SEASON HIGHS

Points:
FG Made:
FG Atts:
3FG Made:
3FG Atts:
FT Made:
FT Atts:
Rebounds:
Assists:
Turnovers:
Blocks:
Steals:
Minutes:

CAREER HIGHS

Points:
FG Made:
FG Atts:
3FG Made:
3FG Atts:
FT Made:
FT Atts:
Rebounds:
Assists:
Turnovers:
Blocks:
Steals:
Minutes:

PARKER NOTEBOOK

- ⚡ Athletic shooting guard whose Milton High School team in Alpharetta, Ga., had three other Division I players in the starting five.
- ⚡ Standout three-sport athlete in high school.
- ⚡ Averaged 14 points, six rebounds, five assists, two blocks and two steals in his senior season at Milton.
- ⚡ His 2010 Milton team captured the Class 5A state championship, and the 2011 team won the regional championship.
- ⚡ Milton teammates Shannon Scott (Ohio State), Julian Royal (Georgia Tech), and Jordan Loyd (Furman) all signed to play Division I basketball.
- ⚡ Advice to youngsters: "Get the grades, basketball isn't going anywhere."

PARKER GAME-BY-GAME (FRESHMAN)

Opponent	M	FG-A	3P-A	FT-A	Reb	PF	A	T	B	S	PTS
N11 Oregon											
N13 Cleveland State											
N15 Bucknell											
N19 N.C. State											
N21 Texas/Oregon											
N25 Monmouth											
N28 Xavier											
D2 @Louisville											
D7 @Davidson											
D17 Indiana State											
D19 Longwood											
D21 Lafayette											
D29 @Marquette											
J2 Miami (Ohio)											
J7 Auburn											
J10 @South Carolina											
J14 Georgia											
J19 @Alabama											
J21 Mississippi State											
J24 Tennessee											
J28 MTSU											
J31 @Arkansas											
F4 @Florida											
F8 LSU											
F11 Kentucky											
F16 @Ole Miss											
F19 @Georgia											
F22 South Carolina											
F25 @Kentucky											
F28 Florida											
M3 @Tennessee											



JAMES SIAKAM

35

RS Freshman, Forward
6'7" 210 lbs.
Douala, Cameroon
Brehm Prep (Ill.)

SEASON HIGHS

- Points:
- FG Made:
- FG Atts:
- 3FG Made:
- 3FG Atts:
- FT Made:
- FT Atts:
- Rebounds:
- Assists:
- Turnovers:
- Blocks:
- Steals:
- Minutes:

CAREER HIGHS

- Points:
- FG Made:
- FG Atts:
- 3FG Made:
- 3FG Atts:
- FT Made:
- FT Atts:
- Rebounds:
- Assists:
- Turnovers:
- Blocks:
- Steals:
- Minutes:

SIKAM NOTEBOOK

- ⊕ Redshirted in 2010-11.
- ⊕ Averaged 18 points, 10 rebounds, and five blocks per game for his Brehm (Ill.) Prep team.
- ⊕ Chose the Commodores over Southern Illinois, Marquette, Illinois, Florida, Virginia, and UCLA.
- ⊕ Advice to youngsters: "Work hard for whatever you want because nothing is free. Stay humble, and above all, put God first in any of your endeavors."

SIKAM GAME-BY-GAME (RS-FRESHMAN)

Opponent	M	FG-A	3P-A	FT-A	Reb	PF	A	T	B	S	PTS
N11 Oregon											
N13 Cleveland State											
N15 Bucknell											
N19 N.C. State											
N21 Texas/Oregon											
N25 Monmouth											
N28 Xavier											
D2 @Louisville											
D7 @Davidson											
D17 Indiana State											
D19 Longwood											
D21 Lafayette											
D29 @Marquette											
J2 Miami (Ohio)											
J7 Auburn											
J10 @South Carolina											
J14 Georgia											
J19 @Alabama											
J21 Mississippi State											
J24 Tennessee											
J28 MTSU											
J31 @Arkansas											
F4 @Florida											
F8 LSU											
F11 Kentucky											
F16 @Ole Miss											
F19 @Georgia											
F22 South Carolina											
F25 @Kentucky											
F28 Florida											
M3 @Tennessee											



JORDAN SMART

12

RS Junior, Guard
6' 6" 200 lbs.
Lexington, Ky.
Lexington Catholic HS

SEASON HIGHS

Points:
FG Made:
FG Atts:
3FG Made:
3FG Atts:
FT Made:
FT Atts:
Rebounds:
Assists:
Turnovers:
Blocks:
Steals:
Minutes:

CAREER HIGHS

Points: 3, 2x, last at LSU (2/26/11);
FG Made: 1, 2x, last at LSU (2/26/11);
FG Atts: 1, 4x, last at LSU (2/26/11);
3FG Made: 1, 2x, last at LSU (2/26/11);
3FG Atts: 1, 4x, last at LSU (2/26/11);
FT Made: 0;
FT Atts: 0;
Rebounds: 2, 3x, last vs Davidson (1/2/11);
Assists: 3 vs. Presbyterian (11/12/10);
Turnovers: 0;
Blocks: 1, vs. LSU (3/10/11);
Steals: 0;
Minutes: 16, vs. Davidson (1/2/11).

SMART NOTEBOOK

- ⊕ Added 20 pounds to his frame over the last few seasons.
- ⊕ Redshirted his freshman season.
- ⊕ Played in 14 games in 2010-11...Handed out three assists in just four minutes in season opener against Presbyterian (11/12/10)
- ⊕ Scored first career points and pulled down a career-high two rebounds in win over SE Louisiana (12/18).
- ⊕ Named to the last two SEC Academic Honor Roll teams.
- ⊕ Was the 11th Region MVP in 2008 as a senior at Lexington Catholic High School and was a member of the All-Region regular season team.
- ⊕ An English major, he is on track to graduate in May of 2012, with an eye on Law School.
- ⊕ Nickname is Smarty.
- ⊕ Advice to youngsters: "Respect your elders."

SMART GAME-BY-GAME (RS JUNIOR)


Opponent	M	FG-A	3P-A	FT-A	Reb	PF	A	T	B	S	PTS
N11 Oregon											
N13 Cleveland State											
N15 Bucknell											
N19 N.C. State											
N21 Texas/Oregon											
N25 Monmouth											
N28 Xavier											
D2 @Louisville											
D7 @Davidson											
D17 Indiana State											
D19 Longwood											
D21 Lafayette											
D29 @Marquette											
J2 Miami (Ohio)											
J7 Auburn											
J10 @South Carolina											
J14 Georgia											
J19 @Alabama											
J21 Mississippi State											
J24 Tennessee											
J28 MTSU											
J31 @Arkansas											
F4 @Florida											
F8 LSU											
F11 Kentucky											
F16 @Ole Miss											
F19 @Georgia											
F22 South Carolina											
F25 @Kentucky											
F28 Florida											
M3 @Tennessee											

Smart's Overall Statistics at Vanderbilt

Year	GP	GS	Min	Avg	FG	FGA	Pct	3FG	3FGA	Pct	FT	FTA	Pct	Off	Def	Tot	Avg	PF	FO	Ast	TO	Blk	Stl	Pts	Avg
2009-10	10	0	27	2.7	0	6	.000	0	5	.000	0	0	.000	1	5	6	0.6	1	0	4	0	0	2	0	0.0
2010-11	14	0	47	3.4	2	5	.400	2	5	.400	0	0	.000	0	8	8	0.6	2	0	4	1	1	0	6	0.4
TOTAL	24	0	74	3.1	2	11	.182	2	10	.200	0	0	.000	1	13	14	0.6	3	0	8	1	1	2	6	0.3

Smart's SEC Statistics at Vanderbilt

Year	GP	GS	Min	Avg	FG	FGA	Pct	3pt	3ptA	Pct	FT	FTA	Pct	Off	Def	Tot	Avg	PF	FO	Ast	TO	Blk	Stl	Pts	Avg
2009-10	3	0	7	2.3	0	2	.000	0	2	.000	0	0	.000	0	1	1	0.3	0	0	0	0	0	1	0	0.0
2010-11	5	0	5	1.0	1	1	1.000	1	1	1.000	0	0	.000	0	0	0	0.0	0	0	0	0	0	0	3	0.6
TOTAL	8	0	12	1.5	1	3	.333	1	3	.333	0	0	.000	0	1	1	0.1	0	0	0	0	0	1	3	0.4



JEFFERY TAYLOR

44

Senior, Forward
6'7" 225 lbs.
Norrkoping, Sweden
Hobbs HS (N.M.)

SEASON HIGHS

Points:
FG Made:
FG Atts:
3FG Made:
3FG Atts:
FT Made:
FT Atts:
Rebounds:
Assists:
Turnovers:
Blocks:
Steals:
Minutes:

CAREER HIGHS

Points: 27, vs. Presbyterian (11/12/10);
FG Made: 11, vs. Presbyterian (11/12/10);
FG Atts: 18, 2x, last at Georgia (2/16/11);
3FG Made: 4, vs. South Carolina (2/5/11);
3FG Atts: 9, at Miss. State (1/27/11);
FT Made: 12, vs. Tennessee (2/9/10);
FT Atts: 14, at S.C. (1/28/09);
Rebounds: 13, at Georgia (2/16/11);
Assists: 6, 2x, last vs. Ole Miss (1/19/11);
Turnovers: 6, vs. Missouri (12/8/10);
Blocks: 3, vs. South Carolina (2/5/11);
Steals: 4, 2x, last at Georgia (2/6/10);
Minutes: 43, at Missouri (12/8/10).

MISCELLANEOUS

	2011-12	Career
Double-Digit Scoring	-	72
20+ Pt Scoring	-	11
Double-Digit Reb.	-	9
Double-Doubles	-	8
5+ Assists	-	1
3+ 3-FGs	-	4
Starts	-	96

TAYLOR NOTEBOOK

- ✪ Named to Preseason All-SEC 2nd Team; made All-SEC 2nd team in 2010 and 2011, and the All-Freshman team in 2009.
- ✪ Started in all but one game in his Vanderbilt career.
- ✪ Became 41st VU player to surpass 1,000-point mark with 22-point effort vs. Davidson (1/2).
- ✪ Taylor has scored in double-digits in 72 career games.
- ✪ In 2010-11, Vanderbilt was 17-3 in games in which Taylor scored 15 or more points, and 6-8 in games in which he failed to reach the 15-point barrier.
- ✪ Scored in double figures in 26 games as a junior, and had five 20+-point games.
- ✪ Had three double-doubles in 2010-11 (at Missouri, at Auburn, and at LSU).
- ✪ Averaged 21.7 points per game in three SEC Tournament games in 2010-11
- ✪ One of the SEC's most explosive players, he tallied 15 points, five rebounds, and three assists vs. Georgia (1/12) - included a dunk which was named SportCenter's #1 "Top Play" on January 13.
- ✪ Scored 438 points as a sophomore, which ranks eighth all-time on the Vanderbilt sophomore single-season list.
- ✪ His father Jeff, played basketball at New Mexico, the NBA, and in Sweden, where he currently lives.
- ✪ Can speak four languages (English, Swedish, Danish, Norwegian).

TAYLOR GAME-BY-GAME (SENIOR)

Opponent	M	FG-A	3P-A	FT-A	Reb	PF	A	T	B	S	PTS
N11 Oregon											
N13 Cleveland State											
N15 Bucknell											
N19 N.C. State											
N21 Texas/Oregon											
N25 Monmouth											
N28 Xavier											
D2 @Louisville											
D7 @Davidson											
D17 Indiana State											
D19 Longwood											
D21 Lafayette											
D29 @Marquette											
J2 Miami (Ohio)											
J7 Auburn											
J10 @South Carolina											
J14 Georgia											
J19 @Alabama											
J21 Mississippi State											
J24 Tennessee											
J28 MTSU											
J31 @Arkansas											
F4 @Florida											
F8 LSU											
F11 Kentucky											
F16 @Ole Miss											
F19 @Georgia											
F22 South Carolina											
F25 @Kentucky											
F28 Florida											
M3 @Tennessee											

Taylor's Overall Statistics at Vanderbilt

Year	GP	GS	Min	Avg	FG	FGA	Pct	3FG	3FGA	Pct	FT	FTA	Pct	Off	Def	Tot	Avg	PF	FO	Ast	TO	Blk	Stl	Pts	Avg
2008-09	31	31	805	26.0	136	271	.502	9	41	.220	96	139	.691	82	110	192	6.2	76	5	53	69	12	29	377	12.2
2009-10	33	33	883	26.8	148	300	.493	1	11	.091	141	189	.746	64	108	172	5.2	87	2	57	74	13	36	438	13.3
2010-11	34	33	1078	31.7	171	381	.449	39	113	.345	120	167	.719	57	131	188	5.5	83	3	80	87	19	35	501	14.7
TOTAL	98	97	2766	28.2	455	952	.478	49	165	.297	357	495	.721	203	349	552	5.6	246	10	190	230	44	100	1316	13.4

Taylor's SEC Statistics at Vanderbilt

Year	GP	GS	Min	Avg	FG	FGA	Pct	3pt	3ptA	Pct	FT	FTA	Pct	Off	Def	Tot	Avg	PF	FO	Ast	TO	Blk	Stl	Pts	Avg
2008-09	16	16	425	26.6	64	131	.489	4	12	.333	53	76	.697	47	53	100	6.3	38	3	30	43	5	12	185	11.6
2009-10	16	16	444	27.8	68	137	.496	0	3	.000	83	108	.769	25	46	71	4.4	46	2	29	40	7	20	219	13.7
2010-11	16	15	540	33.8	80	200	.400	18	58	.310	49	72	.681	35	56	91	5.7	44	2	40	36	8	21	227	14.2
TOTAL	48	47	1409	29.4	212	468	.453	22	73	.301	185	256	.723	107	155	262	5.5	128	7	99	119	20	53	631	13.1



STEVE TCHIENGANG

33

Senior, Forward
6' 9" 240 lbs.
Douala, Cameroon
Montverde Acad. (Fla.)/
Cypress Comm. Christian
(Texas)

SEASON HIGHS

Points:
FG Made:
FG Atts:
3FG Made:
3FG Atts:
FT Made:
FT Atts:
Rebounds:
Assists:
Turnovers:
Blocks:
Steals:
Minutes:

CAREER HIGHS

Points: 15, vs. SE La. (12/18/10);
FG Made: 5, 2x, last at S. Carolina (1/8/11);
FG Atts: 9, at S. Carolina (1/8/11);
3FG Made: 2, 4x, last vs. Kentucky (2/12/11);
3FG Atts: 4, 2x, last vs. App. State (11/27/10);
FT Made: 5, at Georgia (2/25/09);
FT Atts: 8, vs. Davidson (1/2/11);
Rebounds: 9, vs. Marquette (12/29/10);
Assists: 3, vs. Kentucky (2/12/11);
Turnovers: 4, vs. S. Carolina (3/6/10);
Blocks: 4, vs. Nebraska (11/18/10);
Steals: 2, 2x, last vs. Miss. State (3/13/10);
Minutes: 26, at S. Carolina (1/28/09).

MISCELLANEOUS

	2011-12	Career
Double-Digit Scoring	-	7
Starts	-	16

TCHIENGANG NOTEBOOK

- ⊕ 6'9 forward/center who is a physical presence around the basket who can step out and hit a perimeter jumpshot to keep defenses honest.
- ⊕ Will see time at the center position as Festus Ezeli recovers from a preseason knee injury.
- ⊕ Played in all 34 games in 2010-11 and averaged 4.8 points and 3.0 rebounds per game.
- ⊕ Scored in double-digits seven times in 2010-11, including a career-high 15 points against Southeastern Louisiana (12/18).
- ⊕ Tallied 10 points against Tennessee (2/22).
- ⊕ Scored 12 points and added 3 assists vs. Kentucky (2/12).
- ⊕ Shot 41.5% from three on the season (22-53).
- ⊕ Originally from Cameroon, he is very involved in the Nashville community, especially with African refugees.
- ⊕ Speaks French and English. James Siakam is also a fellow Cameroonian.

TCHIENGANG GAME-BY-GAME (SENIOR)

Opponent	M	FG-A	3P-A	FT-A	Reb	PF	A	T	B	S	PTS
N11 Oregon											
N13 Cleveland State											
N15 Bucknell											
N19 N.C. State											
N21 Texas/Oregon											
N25 Monmouth											
N28 Xavier											
D2 @Louisville											
D7 @Davidson											
D17 Indiana State											
D19 Longwood											
D21 Lafayette											
D29 @Marquette											
J2 Miami (Ohio)											
J7 Auburn											
J10 @South Carolina											
J14 Georgia											
J19 @Alabama											
J21 Mississippi State											
J24 Tennessee											
J28 MTSU											
J31 @Arkansas											
F4 @Florida											
F8 LSU											
F11 Kentucky											
F16 @Ole Miss											
F19 @Georgia											
F22 South Carolina											
F25 @Kentucky											
F28 Florida											
M3 @Tennessee											

Tchiengang's Overall Statistics at Vanderbilt

Year	GP	GS	Min	Avg	FG	FGA	Pct	3FG	3FGA	Pct	FT	FTA	Pct	Off	Def	Tot	Avg	PF	FO	Ast	TO	Blk	Stl	Pts	Avg
2008-09	25	16	432	17.3	28	85	.329	12	39	.308	23	32	.719	23	56	79	3.2	71	2	12	30	11	9	91	3.6
2009-10	33	1	382	11.6	38	75	.507	5	13	.385	31	51	.608	31	52	83	2.5	74	2	7	37	5	7	112	3.4
2010-11	34	0	559	16.4	53	118	.449	22	53	.415	34	45	.756	32	70	102	3.0	72	2	15	34	12	11	162	4.8
TOTAL	92	17	1373	14.9	119	278	.428	39	105	.371	88	128	.688	86	178	264	2.9	217	6	34	101	28	27	365	4.0

Tchiengang's SEC Statistics at Vanderbilt

Year	GP	GS	Min	Avg	FG	FGA	Pct.	3pt	3ptA	Pct	FT	FTA	Pct	Off	Def	Tot	Avg	PF	FO	Ast	TO	Blk	Stl	Pts	Avg
2008-09	16	10	279	17.4	20	55	.364	9	26	.346	18	23	.783	13	37	50	3.1	48	2	7	20	8	7	67	4.2
2009-10	16	1	207	12.9	18	36	.500	3	6	.500	18	30	.600	16	30	46	2.9	42	2	3	20	2	2	57	3.6
2010-11	16	0	253	15.8	22	54	.407	8	22	.364	10	15	.667	11	23	34	2.1	38	2	5	15	3	4	62	3.9
TOTAL	48	11	739	15.4	60	145	.414	20	54	.370	46	68	.676	40	90	130	2.7	128	6	15	55	13	13	186	3.9



BRAD TINSLEY

1

Senior, Guard
6' 3" 210 lbs.
Oregon City, Ore.
Oregon City HS

SEASON HIGHS

Points:
FG Made:
FG Atts:
3FG Made:
3FG Atts:
FT Made:
FT Atts:
Rebounds:
Assists:
Turnovers:
Blocks:
Steals:
Minutes:

CAREER HIGHS

Points: 20, vs. Alabama (3/12/09);
FG Made: 7, 3x, last at LSU (2/26/11);
FG Atts: 15, at Kentucky (1/10/09);
3FG Made: 5, 2x, last vs. Alabama (3/12/09);
3FG Atts: 10, 2x, last vs. Alabama (3/12/09);
FT Made: 8, 4x, last vs. Tennessee (2/22/11);
FT Atts: 10, vs. St. Mary's (1/22/11);
Rebounds: 10, 2x, last vs. Davidson (1/2/11);
Assists: 10, vs. Presbyterian (11/12/10);
Turnovers: 6, 2x, last vs. Tenn. St. (12/19/09);
Blocks: 1, 7x, last vs. North Carolina (11/21/10);
Steals: 3, 3x, last vs. Presbyterian (11/12/10);
Minutes: 39, at South Carolina (1/8/11).

MISCELLANEOUS

	2011-12	Career
Double-Digit Scoring	-	46
Double-Digit Reb.	-	2
Double-Doubles	-	1
Triple-Doubles	-	1
5+ Assists	-	28
3+ 3-FGs	-	14
Starts	-	89

TINSLEY NOTEBOOK

- ☛ Combo guard who played both guard positions as a freshman and sophomore, and started all 34 games at the point guard position as a junior.
- ☛ Posted the school's first triple-double in the team's season opener in 2010 against Presbyterian.
- ☛ Tallied 11 points, 10 rebounds, and 10 assists against Presbyterian. The 10 rebounds and 10 assists were both career highs. It was also his first career double-double.
- ☛ Averaged 10.6 points, 4.6 assists, and 3.7 rebounds per game in 2010-11, and led the SEC in assists in all games (4.5).
- ☛ Had five or more assists in 18 games in 2010-11 and has 27 in his career.
- ☛ Dished out nine assists vs. South Carolina (2/5) and at Kentucky (3/1); had eight assists against Marquette (12/29).
- ☛ Second in the SEC in assist to turnover ratio in all games (2.2).
- ☛ Second on VU's single-season junior assist list with 155.
- ☛ Scored in double figures in 19 games with a season-high 18 points coming against Saint Mary's.
- ☛ Originally from Oregon City, Oregon, he is the state's second all-time leading scorer, behind Kevin Love, in "big school" competition, and the fifth all-time leading scorer for all schools (2,330 points).
- ☛ His mom and dad, Carl and Kathy, have moved to Nashville every basketball season of his career, and will do the same this season.
- ☛ Advice to youngsters: "Enjoy your childhood because it goes by fast."

TINSLEY GAME-BY-GAME (SENIOR)

Opponent	M	FG-A	3P-A	FT-A	Reb	PF	A	T	B	S	PTS
N11 Oregon											
N13 Cleveland State											
N15 Bucknell											
N19 N.C. State											
N21 Texas/Oregon											
N25 Monmouth											
N28 Xavier											
D2 @Louisville											
D7 @Davidson											
D17 Indiana State											
D19 Longwood											
D21 Lafayette											
D29 @Marquette											
J2 Miami (Ohio)											
J7 Auburn											
J10 @South Carolina											
J14 Georgia											
J19 @Alabama											
J21 Mississippi State											
J24 Tennessee											
J28 MTSU											
J31 @Arkansas											
F4 @Florida											
F8 LSU											
F11 Kentucky											
F16 @Ole Miss											
F19 @Georgia											
F22 South Carolina											
F25 @Kentucky											
F28 Florida											
M3 @Tennessee											

Tinsley's Overall Statistics at Vanderbilt

Year	GP	GS	Min	Avg	FG	FGA	Pct	3FG	3FGA	Pct	FT	FTA	Pct	Off	Def	Tot	Avg	PF	FO	Ast	TO	Blk	Stl	Pts	Avg
2008-09	31	28	960	31.0	108	258	.419	69	168	.411	56	68	.824	7	72	79	2.5	36	0	86	64	5	20	341	11.0
2009-10	33	27	858	26.0	77	190	.405	31	105	.295	44	51	.863	5	78	83	2.5	38	0	94	60	5	15	229	6.9
2010-11	34	34	1111	32.7	115	264	.436	45	122	.369	84	102	.824	9	117	126	3.7	36	0	155	63	7	28	359	10.6
TOTAL	98	89	2929	29.9	300	712	.421	145	395	.367	184	221	.833	21	267	288	2.9	110	0	335	187	17	63	929	9.5

Tinsley's SEC Statistics at Vanderbilt

Year	GP	GS	Min	Avg	FG	FGA	Pct.	3pt	3ptA	Pct	FT	FTA	Pct	Off	Def	Tot	Avg	PF	FO	Ast	TO	Blk	Stl	Pts	Avg
2008-09	16	15	508	31.8	56	135	.415	32	83	.386	31	36	.861	5	38	43	2.7	20	0	47	35	3	9	175	10.9
2009-10	16	13	420	26.3	38	98	.388	11	46	.239	31	33	.939	4	42	46	2.9	20	0	45	23	2	7	118	7.4
2010-11	16	16	545	34.1	54	121	.446	19	51	.373	43	48	.896	4	47	51	3.2	18	0	66	28	1	12	170	10.6
TOTAL	48	44	1473	30.7	148	354	.418	62	180	.344	105	117	.897	13	127	140	2.9	58	0	158	86	6	28	463	9.6

Official Basketball Box Score -- Game Totals -- Final Statistics
Xavier (LA) vs Vanderbilt
11/7/11 7 p.m. at Nashville, TN (Memorial Gym)

Xavier (LA) 62

##	Player		Total		3-Ptr	Rebounds			PF	TP	A	TO	Blk	Stl	Min
			FG-FGA	FG-FGA	FT-FTA	Off	Def	Tot							
00	HADNOT, Cordell	f	2-4	0-0	1-1	1	0	1	3	5	1	0	0	0	17
15	ERVES, Denzell	f	2-8	0-0	4-6	0	4	4	0	8	0	0	0	2	32
04	HAYWOOD, Nick	g	1-4	0-2	6-6	0	0	0	1	8	0	2	0	2	18
05	ILES, Chris	g	1-4	1-2	0-0	0	1	1	3	3	2	3	0	1	25
44	KENNER, Jamaan	g	1-3	0-2	0-0	1	0	1	3	2	0	2	0	0	17
02	SMITH, Renard		3-10	2-6	1-2	1	0	1	0	9	0	1	0	0	15
03	JOHNSON, Quntavius		0-1	0-0	0-0	0	1	1	0	0	0	0	0	0	3
10	BOSWELL, Anthony		0-0	0-0	0-0	0	0	0	0	0	0	0	0	0	3
11	JOSEPH, Wanto		2-4	1-2	6-6	0	3	3	3	11	1	1	0	0	25
14	SIMMONS, Anthony		2-6	0-0	7-10	1	0	1	2	11	0	1	0	0	18
21	MATHIEU, Gil		1-6	0-2	1-2	5	0	5	4	3	0	1	0	1	13
24	MILLER, Kevin		0-0	0-0	0-0	0	0	0	0	0	0	0	0	1	4
34	TURNER, Vincent		0-1	0-0	2-2	0	1	1	0	2	0	0	1	0	8
Team						0	1	1							
Totals			15-51	4-16	28-35	9	11	20	19	62	4	11	1	7	198

FG % 1st Half: 7-24 29.2% 2nd half: 8-27 29.6% Game: 15-51 29.4% Deadball Rebounds 5
 3FG % 1st Half: 2-10 20.0% 2nd half: 2-6 33.3% Game: 4-16 25.0%
 FT % 1st Half: 16-21 76.2% 2nd half: 12-14 85.7% Game: 28-35 80.0%

Vanderbilt 102

##	Player		Total		3-Ptr	Rebounds			PF	TP	A	TO	Blk	Stl	Min
			FG-FGA	FG-FGA	FT-FTA	Off	Def	Tot							
05	GOULBOURNE, Lance	f	4-5	0-1	0-1	1	7	8	2	8	3	3	0	2	18
44	TAYLOR, Jeffery	f	7-9	1-1	2-2	2	2	4	3	17	3	1	0	0	16
33	TCHIENGANG, Steve	c	1-1	0-0	1-2	0	3	3	1	3	1	0	2	1	13
01	TINSLEY, BRAD	g	1-4	1-2	2-2	0	2	2	0	5	2	0	0	0	15
23	JENKINS, John	g	6-7	3-4	0-0	0	1	1	3	15	0	1	0	0	14
02	JOHNSON, Kedren		3-4	1-2	9-10	1	1	2	2	16	3	0	0	2	19
11	FULLER, Kyle		1-1	1-1	1-2	0	0	0	2	4	4	1	0	0	19
12	SMART, Jordan		1-2	1-2	0-0	0	2	2	0	3	0	0	0	0	9
14	NOLL, Aaron		0-3	0-0	0-0	0	0	0	1	0	0	0	0	0	6
24	PARKER, Dai-Jan		2-7	1-6	0-0	0	3	3	1	5	1	1	0	1	18
34	MOATS, Shelby		4-7	2-5	0-0	2	3	5	4	10	1	1	0	0	15
35	SIKAM, James		2-2	0-0	2-2	3	1	4	2	6	0	1	0	0	10
40	HENDERSON, Josh		1-1	0-0	0-2	0	1	1	1	2	1	2	0	3	16
45	ODOM, Rod		3-4	1-1	1-2	3	0	3	4	8	1	2	0	0	12
Team						0	3	3							
Totals			36-57	12-25	18-25	12	29	41	26	102	20	13	2	9	200

FG % 1st Half: 22-35 62.9% 2nd half: 14-22 63.6% Game: 36-57 63.2% Deadball Rebounds 5,1
 3FG % 1st Half: 10-18 55.6% 2nd half: 2-7 28.6% Game: 12-25 48.0%
 FT % 1st Half: 4-6 66.7% 2nd half: 14-19 73.7% Game: 18-25 72.0%

Officials: Mike Stuart, Mike Nance, Don Daily
 Technical fouls: Xavier (LA)-None. Vanderbilt-None.
 Attendance: 11844
 Exhibition Game

Score by periods	1st	2nd	Total
Xavier (LA)	32	30	62
Vanderbilt	58	44	102

2010-11 Vanderbilt Basketball
Vanderbilt Combined Team Statistics (as of Mar 23, 2011)
All games

RECORD:	OVERALL	HOME	AWAY	NEUTRAL
ALL GAMES	23-11	14-3	5-5	4-3
CONFERENCE	9-7	5-3	4-4	0-0
NON-CONFERENCE	14-4	9-0	1-1	4-3

##	Player	gp-gs	min	avg	Total		3-Point		F-Throw		Rebounds				pf	dq	a	to	blk	stl	pts	avg
					fg-fga	fg%	3fg-fga	3fg%	ft-fa	ft%	off	def	tot	avg								
23	JENKINS, John	32-32	1105	34.5	190-411	.462	100-245	.408	144-161	.894	17	78	95	3.0	44	0	39	52	10	24	624	19.5
44	TAYLOR, Jeffery	34-33	1078	31.7	171-381	.449	39-113	.345	120-167	.719	57	131	188	5.5	83	3	80	87	19	35	501	14.7
03	EZELI, Festus	34-34	799	23.5	151-257	.588	0-0	.000	140-216	.648	95	118	213	6.3	104	5	6	60	87	20	442	13.0
01	TINSLEY, Brad	34-34	1111	32.7	115-264	.436	45-122	.369	84-102	.824	9	117	126	3.7	36	0	155	63	7	28	359	10.6
05	GOULBOURNE, Lance	32-21	799	25.0	68-161	.422	16-58	.276	68-96	.708	61	174	235	7.3	61	0	43	48	16	18	220	6.9
33	TCHIENGANG, Steve	34-0	559	16.4	53-118	.449	22-53	.415	34-45	.756	32	70	102	3.0	72	2	15	34	12	11	162	4.8
45	ODOM, Rod	34-8	533	15.7	47-115	.409	28-75	.373	10-16	.625	35	53	88	2.6	71	1	12	38	4	15	132	3.9
54	WALKER, Andre	15-8	265	17.7	18-41	.439	1-2	.500	8-9	.889	11	34	45	3.0	25	2	39	18	5	10	45	3.0
11	FULLER, Kyle	34-0	499	14.7	24-78	.308	7-29	.241	8-16	.500	8	38	46	1.4	44	0	55	34	1	13	63	1.9
50	DUFFY, Joe	14-0	53	3.8	8-14	.571	3-4	.750	6-9	.667	4	8	12	0.9	8	0	3	3	0	1	25	1.8
12	SMART, Jordan	14-0	47	3.4	2-5	.400	2-5	.400	0-0	.000	0	8	8	0.6	2	0	4	1	1	0	6	0.4
10	MERIWETHER, Chris	12-0	19	1.6	1-8	.125	0-2	.000	0-0	.000	0	4	4	0.3	0	0	3	1	0	0	2	0.2
14	NOLL, Aaron	4-0	8	2.0	0-0	.000	0-0	.000	0-0	.000	0	2	2	0.5	0	0	0	0	0	0	0	0.0
Team											41	50	91		2		2					
Total.....		34	6875		848-1853	.458	263-708	.371	622-837	.743	370	885	1255	36.9	552	13	454	441	162	175	2581	75.9
Opponents.....		34	6875		848-2063	.411	203-649	.313	402-577	.697	419	753	1172	34.5	679	-	392	406	116	232	2301	67.7

TEAM STATISTICS	VU	OPP	Date	Opponent	Score	Att.
SCORING	2581	2301	11/12/10	PRESBYTERIAN	w 88-47	13481
Points per game	75.9	67.7	11/18/10	vs Nebraska	w 59-49	4018
Scoring margin	+8.2	-	11/19/10	vs West Virginia	L 71-74	10127
FIELD GOALS-ATT	848-1853	848-2063	11/21/10	vs North Carolina	w 72-65	11575
Field goal pct	.458	.411	11/24/10	GRAMBLING STATE	w 92-59	12270
3 POINT FG-ATT	263-708	203-649	11/27/10	APPALACHIAN STATE	w 86-73	13398
3-point FG pct	.371	.313	12/01/10	WESTERN KENTUCKY	w 82-62	13577
3-pt FG made per game	7.7	6.0	12/04/10	BELMONT	w 85-76	13902
FREE THROWS-ATT	622-837	402-577	12/08/10	at Missouri	Lot 82-85	11168
Free throw pct	.743	.697	12/18/10	SOUTHEASTERN LOUISIA	w 85-52	12632
F-Throws made per game	18.3	11.8	12/21/10	at Middle Tennessee	w 72-53	6820
REBOUNDS	1255	1172	12/29/10	MARQUETTE	w 77-76	13604
Rebounds per game	36.9	34.5	1/02/11	DAVIDSON	w 80-52	13106
Rebounding margin	+2.4	-	* 1/8/11	at South Carolina	Lot 75-83	10439
ASSISTS	454	392	* 1/12/11	GEORGIA	w 73-66	14316
Assists per game	13.4	11.5	* 1/15/11	at Tennessee	L 64-67	21198
TURNOVERS	441	406	* 1/19/11	OLE MISS	w 84-74	14134
Turnovers per game	13.0	11.9	1/22/11	SAINT MARY'S	w 89-70	14316
Turnover margin	-1.0	-	* 1/27/11	at Mississippi State	w 81-74	8870
Assist/turnover ratio	1.0	1.0	* 1/29/11	ARKANSAS	L 78-89	14316
STEALS	175	232	* 2/01/11	at University of Florida	Lot 61-65	10115
Steals per game	5.1	6.8	* 2/05/11	SOUTH CAROLINA	w 78-60	14316
BLOCKS	162	116	* 2/10/11	ALABAMA	w 81-77	14316
Blocks per game	4.8	3.4	* 2/12/11	KENTUCKY	w 81-77	14316
ATTENDANCE	234632	215160	* 2/16/11	at Georgia	w 64-56	8942
Home games-Avg/Game	17-13802	10-11697	* 2/19/11	at Auburn	w 77-60	7442
Neutral site-Avg/Game	-	7-14027	* 2/22/11	TENNESSEE	L 51-60	14316
			* 2/26/11	at LSU	w 90-69	7703
			* 3/01/11	at Kentucky	L 66-68	24275
			* 3/05/11	UNIVERSITY OF FLORIDA	L 76-86	14316
			3/10/11	vs LSU	w 62-50	15145
			3/11/11	vs Mississippi State	w 87-81	17096
			3/12/11	vs University of Florida	L 66-77	21728
			3/17/11	vs Richmond	L 66-69	18499

* - Conference game

2010-11 Vanderbilt Basketball
Vanderbilt Combined Team Statistics (as of Mar 05, 2011)
Conference games

RECORD:	OVERALL	HOME	AWAY	NEUTRAL
ALL GAMES	9-7	5-3	4-4	0-0
CONFERENCE	9-7	5-3	4-4	0-0
NON-CONFERENCE	0-0	0-0	0-0	0-0

##	Player	gp-gs	min	avg	Total		3-Point		F-Throw		Rebounds				pf	dq	a	to	blk	stl	pts	avg
					fg-fga	fg%	3fg-fga	3fg%	ft-fa	ft%	off	def	tot	avg								
23	JENKINS, John	16-16	578	36.1	102-201	.507	49-115	.426	79-87	.908	9	45	54	3.4	24	0	25	32	4	14	332	20.8
44	TAYLOR, Jeffery	16-15	540	33.8	80-200	.400	18-58	.310	49-72	.681	35	56	91	5.7	44	2	40	36	8	21	227	14.2
03	EZELI, Festus	16-16	404	25.3	66-125	.528	0-0	.000	77-109	.706	41	55	96	6.0	46	4	3	34	48	9	209	13.1
01	TINSLEY, Brad	16-16	545	34.1	54-121	.446	19-51	.373	43-48	.896	4	47	51	3.2	18	0	66	28	1	12	170	10.6
05	GOULBOURNE, Lance	16-13	396	24.8	27-69	.391	7-27	.259	20-34	.588	28	88	116	7.3	31	0	21	19	4	5	81	5.1
45	ODOM, Rod	16-4	268	16.8	24-51	.471	13-32	.406	4-6	.667	15	25	40	2.5	37	1	6	20	0	6	65	4.1
33	TCHIENGANG, Steve	16-0	253	15.8	22-54	.407	8-22	.364	10-15	.667	11	23	34	2.1	38	2	5	15	3	4	62	3.9
54	WALKER, Andre	3-0	34	11.3	2-7	.286	1-1	1.000	1-2	.500	0	4	4	1.3	3	0	5	3	0	3	6	2.0
11	FULLER, Kyle	16-0	218	13.6	7-28	.250	4-8	.500	5-10	.500	4	18	22	1.4	18	0	21	11	0	5	23	1.4
12	SMART, Jordan	5-0	5	1.0	1-1	1.000	1-1	1.000	0-0	.000	0	0	0	0.0	0	0	0	0	0	0	3	0.6
10	MERIWETHER, Chris	5-0	4	0.8	1-2	.500	0-0	.000	0-0	.000	0	1	1	0.2	0	0	0	0	0	0	2	0.4
50	DUFFY, Joe	6-0	5	0.8	0-2	.000	0-0	.000	0-0	.000	0	0	0	0.0	1	0	0	1	0	0	0	0.0
Team											24	22	46		1		1					
Total.....		16	3250		386-861	.448	120-315	.381	288-383	.752	171	384	555	34.7	261	9	192	200	68	79	1180	73.8
Opponents.....		16	3250		416-974	.427	93-305	.305	206-285	.723	209	356	565	35.3	310	-	181	177	68	116	1131	70.7

TEAM STATISTICS	VU	OPP	Date	Opponent	Score	Att.
SCORING	1180	1131	* 1/8/11	at South Carolina	Lot 75-83	10439
Points per game	73.8	70.7	* 1/12/11	GEORGIA	W 73-66	14316
Scoring margin	+3.1	-	* 1/15/11	at Tennessee	L 64-67	21198
FIELD GOALS-ATT	386-861	416-974	* 1/19/11	OLE MISS	W 84-74	14134
Field goal pct	.448	.427	* 1/27/11	at Mississippi State	W 81-74	8870
3 POINT FG-ATT	120-315	93-305	* 1/29/11	ARKANSAS	L 78-89	14316
3-point FG pct	.381	.305	* 2/01/11	at University of Florida	Lot 61-65	10115
3-pt FG made per game	7.5	5.8	* 2/05/11	SOUTH CAROLINA	W 78-60	14316
FREE THROWS-ATT	288-383	206-285	* 2/10/11	ALABAMA	W 81-77	14316
Free throw pct	.752	.723	* 2/12/11	KENTUCKY	W 81-77	14316
F-Throws made per game	18.0	12.9	* 02/16/11	at Georgia	W 64-56	8942
REBOUNDS	555	565	* 02/19/11	at Auburn	W 77-60	7442
Rebounds per game	34.7	35.3	* 2/22/11	TENNESSEE	L 51-60	14316
Rebounding margin	-0.6	-	* 02/26/11	at LSU	W 90-69	7703
ASSISTS	192	181	* 03/01/11	at Kentucky	L 66-68	24275
Assists per game	12.0	11.3	* 3/05/11	UNIVERSITY OF FLORIDA	L 76-86	14316
TURNOVERS	200	177				
Turnovers per game	12.5	11.1				
Turnover margin	-1.4	-				
Assist/turnover ratio	1.0	1.0				
STEALS	79	116				
Steals per game	4.9	7.3				
BLOCKS	68	68				
Blocks per game	4.3	4.3				
ATTENDANCE	114346	98984				
Home games-Avg/Game	8-14293	8-12373				
Neutral site-Avg/Game	-	0-0				

Score by Periods	1st	2nd	OT	Totals
Vanderbilt	535	635	10	1180
Opponents	532	577	22	1131