



Game 13/VANDERBILT (8-4) vs. #13/14 MARQUETTE (11-1)
Thurs., Dec. 29, 2011 - 8:00 p.m. CST
Milwaukee, Wisc. - Bradley Center (18,600)
Radio: Vanderbilt Radio Network from IMG College, vucommoedores.com; XM 91
Radio Talent: David Shumate (pxp), Tim Thompson (analyst)
TV: ESPN2, ESPN3
TV Talent: Dave O'Brien (pxp), Jimmy Dykes (analyst)
Live Stats: vucommoedores.com
Twitter Updates: @VandyMBB

Vanderbilt Athletic Communications

2601 Jess Neely Drive, Nashville, TN 37212
 phone: 615-322-4121
 www.vucommoedores.com

VANDERBILT SCHEDULE/RESULTS

NOVEMBER

Date	VU	Opp	Opponent	Time/Result	TV/Rec.
Nov. 7	7/7	-	Xavier (La.)	W, 102-62	
<i>Exhibition</i>					
Nov. 11	7/7	-	Oregon	W, 78-64	1-0
Nov. 13	7/7	-	Cleveland State L	58-71	1-1
<i>TicketCity Legends Classic - Regional Round</i>					
Nov. 15	18/20	-	Bucknell	W, 80-68	2-1
<i>TicketCity Legends Classic - Regional Round</i>					
Nov. 19	18/20	-	NC State	W, 86-79	3-1
<i>TicketCity Legends Classic - Finals - East Rutherford, N.J.</i>					
Nov. 21	18/20	-	Oregon St.	W, 64-62	4-1
<i>TicketCity Legends Classic - Finals - East Rutherford, N.J.</i>					
Nov. 25	18/22	-	Monmouth	W, 95-73	5-1
Nov. 28	18/20	12/12	Xavier	L, 70-82 OT	5-2

DECEMBER

Date	VU	Opp	Opponent	Time	TV
Dec. 2	20/19	6/6	Louisville	L, 60-62	5-3
Dec. 7	RV/RV	-	Davidson	W, 87-83	6-3
Dec. 17	25/25	-	Indiana State	L, 55-61	6-4
Dec. 19	RV/RV	-	Longwood	W, 99-71	7-4
Dec. 21	RV/RV	-	Lafayette	W, 89-58	8-4
Dec. 29	-	13/14	Marquette	8 p.m.	ESPN2

JANUARY

Date	VU	Opp	Opponent	Time	TV
Jan. 2	-	-	Miami (Ohio)	7 p.m.	none
Jan. 7	-	-	Auburn*	12:30 p.m.	SECN
Jan. 10	-	-	South Carolina*	8 p.m.	ESPNU
Jan. 14	-	-	Georgia*	3 p.m.	SECN
Jan. 19	-	-	Alabama*	6 p.m.	ESPN/ESPN2
Jan. 21	-	-	Mississippi St.*	6 p.m.	ESPN/ESPN2
Jan. 24	-	-	Tennessee*	6 p.m.	ESPNU
Jan. 28	-	-	MTSU	1 p.m.	none
Jan. 31	-	-	Arkansas*	8 p.m.	ESPN

FEBRUARY



Date	VU	Opp	Opponent	Time	TV
Feb. 4	-	-	Florida*	12 p.m.	CBS
Feb. 8	-	-	LSU*	8 p.m.	CSS
Feb. 11	-	-	Kentucky*	8 p.m.	ESPN
<i>ESPN College Gameday Driven By State Farm</i>					
Feb. 16	-	-	Ole Miss*	8 p.m.	ESPN/ESPN2
Feb. 19	-	-	Georgia*	12 p.m.	FSN
Feb. 22	-	-	South Carolina*	7 p.m.	SECN
Feb. 25	-	-	Kentucky*	11 a.m.	CBS
Feb. 28	-	-	Florida*	8 p.m.	ESPN

MARCH

Date	VU	Opp	Opponent	Time	TV
Mar. 3	-	-	Tennessee*	3 p.m.	ESPN/ESPN2
Mar. 8-11	-	-	SEC Tournament	SEC Network/ABC	
<i>New Orleans Arena, New Orleans, La.</i>					

ALL TIMES CENTRAL
 RANKINGS: AP/ESPN
 *SEC GAME






GAME INFORMATION

	<p>SERIES INFORMATION</p>	
<p>2011-12 Record: 8-4 Head Coach: Kevin Stallings Career Record: 367-215 (18) VU Record: 244-152 (13)</p> <p>2011-12 STATISTICAL LEADERS Points: John Jenkins (20.6) Rebounds: Lance Goulbourne (7.3) Assists: Brad Tinsley (3.6) Blocks: Lance Goulbourne (0.8)</p>	<p>Series Record: Marquette leads the all-time series, 3-2. Last Meeting: Vanderbilt won last year's meeting at Memorial Gym, 77-76, on December 29, 2010. Record at Vanderbilt: 1-1. Record at Marquette: 1-1. Record at Neutral Site: 0-1 Coach Stallings vs. Marquette: Coach Stallings is 1-0 against Marquette.</p>	<p>2011-12 Record: 11-1 Head Coach: Buzz Williams Career Record: 94-55 (5) Marquette Record: 80-38 (4)</p> <p>2011-12 STATISTICAL LEADERS Points: Darius Johnson-Odom (17.9) Rebounds: Jae Crowder (7.3) Assists: Junior Cadougan (5.6) Blocks: Jae Crowder (0.8)</p>

QUICK HITTERS

- ★ Vanderbilt won their second consecutive game on December 21 with an 89-58 win over Lafayette at Memorial Gym. John Jenkins tied a career high with seven threes in route to a game-high 27 points. Jeffery Taylor added 16 points, Lance Goulbourne chipped in 15 points, and Brad Tinsley tied a career-high with 10 assists.
- ★ The Commodores sport the leading scorer (John Jenkins, 20.6 ppg) and the third-leading scorer (Jeffery Taylor, 17.6 ppg) in the SEC. Jenkins also paces the league in three's made at 3.8 per game.
- ★ Taylor has scored 20 or more points in three out of four games, and is averaging 24.8 points per game in those four games. He is 39-59 from the floor over that span (69.1%).
- ★ Taylor is third in the SEC in field goal percentage (.546), and has made more field goals than any other player in the conference (83).
- ★ The Commodores are 27 for 59 in their last two games from three - a 45.8% clip.
- ★ Vanderbilt is 0-2 this year in games against ranked opponents - with both games going to overtime. The Commodores dropped an 82-70 decision to Xavier on November 28 at Memorial Gym, and then a 62-60 game to Louisville on December 2 in Louisville.
- ★ VU's last win over a ranked opponent on the road came on January 27, 2010, at Tennessee (W, 85-76). The Commodores are 0-4 in road games vs. ranked opponents since then.
- ★ After playing in two games against Davidson and Indiana State, senior center Festus Ezeli sat out the Longwood and Lafayette games recovering from a right knee injury that sidelined him for six weeks. His injury is day-to-day, and his status Thursday is a gametime decision.
- ★ Although the Commodores sport an 8-4 overall record, VU's strength of schedule is 11th in the country.
- ★ Vanderbilt is the only team in the SEC that sports three 1,000-point scorers in John Jenkins, Jeffery Taylor, and Brad Tinsley.

VANDERBILT PROBABLE STARTERS

BRAD TINSLEY	JOHN JENKINS	JEFFERY TAYLOR	LANCE GOULBOURNE	STEVE TCHIENGANG
#1	#23	#44	#5	#33
Senior, Guard	Junior, Guard	Senior, Forward	Senior, Forward	Senior, Center/Forward
6' 3" 210 lbs.	6' 4" 215 lbs.	6' 7" 225 lbs.	6' 8" 225 lbs.	6' 9" 240 lbs.
Oregon City, Ore.	Hendersonville, Tenn.	Norrkoping, Sweden	Brooklyn, N.Y.	Douala, Cameroon
				
'11-12 Avgs Pts: 10.2 Rebs: 3.2 Asst: 3.6 FG%: 46.7 3FG%: 40.5	'11-12 Avgs Pts: 20.6 Rebs: 2.7 Asst: 1.1 FG%: 48.4 3FG%: 43.8	'11-12 Avgs Pts: 17.9 Rebs: 5.8 Asst: 2.2 FG%: 54.6 3FG%: 40.5	'11-12 Avgs Pts: 10.4 Rebs: 7.3 Blks: 0.8 FG%: 52.3 3FG%: 31.3	'11-12 Avgs Pts: 4.2 Rebs: 5.2 Blks: 0.6 FG%: 43.8 3FG%: 30.0



VANDERBILT ATHLETIC COMMUNICATIONS

2601 Jess Neely Drive, Nashville, TN 37212
phone: 615-322-4121

INTERVIEW POLICY

Vanderbilt head coach Kevin Stallings and selected Vanderbilt players will be available to the media before practice on a weekly basis during the non-conference season, and bi-weekly during the SEC season.

The times for those media sessions will be emailed to media members in advance of those pre-practice interviews.

Media may photograph the first 20 minutes of practice. All practices are closed to the public.

POSTGAME INTERVIEW POLICY

Vanderbilt head coach Kevin Stallings will enter the Memorial Gym interview room after the NCAA-mandated 10-minute cooling off period, followed by Vanderbilt players.

Visiting coach and player interviews will be at the discretion of the visiting SID.

SEC TELECONFERENCE

Vanderbilt head coach Kevin Stallings and the 11 other SEC coaches will be available on a Monday teleconference January 2-March 5. Details on the teleconference will be released by the SEC Office via email to media members a day before the teleconference.

Order of Appearance (All Times Central):

- 10:00 a.m. Kevin Stallings, Vanderbilt
- 10:07 a.m. Billy Donovan, Florida
- 10:14 a.m. Darrin Horn, S. Carolina
- 10:21 a.m. Mark Fox, Georgia
- 10:28 a.m. Trent Johnson, LSU
- 10:35 a.m. John Calipari, Kentucky
- 10:42 a.m. Cuonzo Martin, Tennessee
- 10:49 a.m. Mike Anderson, Arkansas
- 10:56 a.m. Anthony Grant, Alabama
- 11:03 a.m. Tony Barbee, Auburn
- 11:10 a.m. Andy Kennedy, Ole Miss
- 11:17 a.m. Rick Stansbury, Miss. St.

VUCOMMODORES.COM

The official website of Vanderbilt athletics, vucommo-
dore.com, includes pregame notes, season
statistics, videos of press conferences and meetings
with the media, live stats, twitter feeds, and stream-
ing audio and video of everything that is Commodore
athletics.

@VANDYMBB

The official Twitter feed of Vanderbilt men's bas-
ketball, follow the latest information and get breaking
news on Commodore basketball.

MORE ON THE MARQUETTE SERIES

★ Thursday's meeting will be the sixth in the career series between the two schools, and the second in Milwaukee. Marquette leads the all-time series, 3-2, and 1-0 in games played in Milwaukee.

★ The last meeting between the two schools in Milwaukee came in the 1926-27 season.

★ Coach Stallings is 1-0 against Marquette.

★ Vanderbilt is 0-1 against the Big East so far this season (62-60 OT loss at Louisville), and 25-39 in games against current members of the Big East.

★ The game Thursday night is the back end of a home-and-home agreement between the two schools. Andre Walker hit a running layup with 4.1 seconds to go in regulation to give Vanderbilt a dramatic, 77-76 win over the Golden Eagles at Memorial Gym on December 29, 2010. Jeffery Taylor led five players in double figures with 19 points, and Brad Tinsley added eight assists.

MORE ON MARQUETTE

Marquette is 11-1 on the season, with their only loss coming at LSU on December 19. Darius Johnson-Odom leads the Golden Eagles in scoring with 17.9 points per game, with Jae Crowder adding 17.3 points and Vander Blue chipping in 10.2 points per contest. Crowder leads the team on the glass with 7.3 rebounds per game.

THREE 1,000-POINT SCORERS

Brad Tinsley scored 16 points against Monmouth and became the 43rd person to eclipse the 1,000-point barrier, and the second VU player this season to accomplish the feat. John Jenkins recently surpassed the 1,000-point mark to become the 42nd player earlier this year against Cleveland State. Jeffery Taylor is the third player in this year's starting lineup who has 1,000 points - he became the 41st player in Vanderbilt history to surpass the 1,000-point barrier last season. Festus Ezeli, who has returned from a sprained knee, has 691 career points.

The 'Dores are the only team in the SEC with three 1,000-point scorers.

THREE ON WOODEN PRESEASON WATCH LIST

The Commodores' Festus Ezeli, John Jenkins, and Jeffery Taylor are three of 50 players on the preseason Wooden Award Preseason Watch List - Vanderbilt, North Carolina, and Ohio State are the only three teams in the country with three players on the list.

TINSLEY A BOB COUSY AWARD NOMINEE

Senior point guard Brad Tinsley has been nominated for the Bob Cousy Award, an honor given to the nation's top point guard. Tinsley is averaging 10.2 points, 3.2 rebounds, and 3.6 assists per game.

2011-12 VS. RANKED OPPONENTS

Vanderbilt is 0-2 against ranked opponents this year, with both games going to overtime. The Commodores dropped an 82-70 decision to Xavier on November 28 at Memorial Gym, and then a 62-60 game to Louisville on December 2 in Louisville.

RECORD AGAINST RANKED OPPONENTS

Vanderbilt has an 85-208 record all-time against ranked opponents, and a 59-69 record against ranked opponents at home. In the Stallings era, Vanderbilt is 31-53 against ranked foes, and 9-35 in games on the road against ranked teams. In 2010-11, Vanderbilt was 3-4 against ranked opponents and 0-3 in road contest.

LAST TIME OUT - VANDERBILT 89, LAFAYETTE 58

John Jenkins tied a career-high with seven made three-pointers in route to a game-high 27 points to lead Vanderbilt to an 89-58 win over Lafayette on December 21. Jeffery Taylor (16) and Lance Goulbourne (15) also scored in double figures, and point guard Brad Tinsley tied a career high with 10 assists in the victory.

★ Vanderbilt shot 58.3% from the floor, a new season high, and also shot a season-best 50% from three.

★ The Commodores outrebounded Lafayette, 35-24, and moves to 8-1 when outrebounding their opponent.

STAT COMPARISON (2011-12)

	VU	MU
Record	8-4	11-1
Scoring Offense	76.8	80.2
Scoring Defense	69.5	61.5
Scoring Margin	+7.3	+18.8
FG%	.466	.477
FG% Defense	.446	.374
3FG%	.372	.345
3FG% Defense	.338	.316
Free Throw %	.664	.731
Rebounding	35.8	37.6
Rebounding Margin	+2.2	+1.9
Turnovers/game	14.9	12.8
Opponent Turnovers	15.3	17.8
Steals	7.3	9.0
Blocks	3.6	4.0



- ★ VU had a season-high 21 assists against the Leopards.
- ★ The 15 made three's were the most since Vanderbilt made 15 threes against Mississippi State on March 5, 2008.
- ★ Vanderbilt's six free-throw attempts was a season-low.
- ★ The Commodores outscored Lafayette 36-24 in points in the paint, 25-9 off of turnovers, 10-5 on second-chance points, and 22-14 in bench points.
- ★ Vanderbilt's largest lead came with 37 seconds remaining in the game (31 points). Lafayette never led in the game.
- ★ Jenkins extended his streak to 35 consecutive games with a 3FG when he opened scoring from outside the arc for the 'Dores. He has scored a 3 pointer in 69 of his 73 games played.
- ★ The Lafayette contest was the 43rd consecutive game of double-digit scoring for Jenkins.
- ★ Jenkins matched his career high for 3 pointers with 7, previously set against Oregon 11/11/11, and also set a new career-high in assists with four.
- ★ Tinsley matched his career high with 10 assists, previously set against Presbyterian 11/12/10.
- ★ Jeffery Taylor scored 16 points, the 10th consecutive double-digit scoring game for Taylor. Vanderbilt is now 23-5 in games since the beginning of 2010-11 when Taylor scores 15 or more points.
- ★ In his last four games, Taylor is averaging 24.8 points per game and is 39-59 in those games (66.1%).
- ★ Shelby Moats had his first career 3 and set a new scoring high with 5 pts.
- ★ Lance Goulbourne added 15 points, his second consecutive game with that points total and his seventh double-figure scoring game this season.

JENKINS LEADS SEC IN SCORING

Junior guard John Jenkins leads the SEC in scoring with 20.6 points per game, and in three pointers made with 3.8 per game.

NEXT UP FOR COMMODORES

The Commodores play Miami (Ohio) on January 2 (7 p.m., no TV), and then open SEC play on January 7 against Auburn (12:30 p.m., SEC Network) at Memorial Gym.

LOOKING FOR THREE CONSECUTIVE NCAA TOURNAMENTS

The Commodores have appeared in two consecutive NCAA Tournaments, and are seeking a third consecutive berth for the first time in the program's history.

'DORES STRENGTH OF SCHEDULE REMAINS STRONG

In the latest RPI Ratings on RealTimeRPI.com, Vanderbilt is ranked 11th in Strength of Schedule.

TOUGH SCHEDULE

- ★ The 2011-12 slate of games may be one of the most difficult the Commodores have ever faced and one that could see the Commodores take on as many as 13 teams that participated in postseason play a year ago.
- ★ The home schedule includes the season opener against Pac-12 member Oregon (November 11) and a matchup with perennial NCAA tournament stalwart and Atlantic 10 member Xavier on November 28. VU travelled to Louisville, also ranked in the preseason top 10, as part of the Big East/SEC Invitational on December 2nd, and will also host the ESPN Gameday franchise for the first time from Memorial Gym on February 11 against Kentucky.
- ★ Other NCAA Tournament teams on this year's non-conference schedule - Bucknell (Nov. 19), Indiana State (Dec. 17), and Marquette (Dec. 29).

COMMODORES ON TELEVISION

Vanderbilt will appear on television 25 times in the regular season, with 17 slated for national broadcasts. The 'Dores' game against Marquette will air on ESPN2 and ESPN3.

TV JINX?

After Wednesday's win against Lafayette, Vanderbilt is now 2 (Oregon, Lafayette)-4 (Cleveland State, Xavier, Louisville, Indiana State) in games played on television. The Commodores have played three games exclusively on ESPN3 (N.C. State, Oregon State, Davidson), and are 3-0 in those games.

AS JEFFERY TAYLOR GOES...

So do the Commodores. Since 2010-11, Vanderbilt is 23-5 in games in which Taylor scores 15 or more points, and 8-10 in games in which he fails to reach the 15-point barrier.

NATIONAL POLLS

AP TOP 25 - WEEK 8

1	Syracuse (54)	13-0	1,611
2	Ohio State (5)	12-1	1,507
3	Kentucky (4)	11-1	1,480
4	Louisville (2)	12-0	1,386
5	North Carolina	11-2	1,366
6	Baylor	12-0	1,299
7	Duke	10-1	1,281
8	Missouri	12-0	1,149
9	Connecticut	10-1	1,143
10	Florida	10-2	1,050
11	Wisconsin	11-2	898
12	Georgetown	10-1	851
13	Indiana	12-0	820
14	Marquette	11-1	775
15	Mississippi State	12-1	718
16	Michigan State	11-2	613
17	Kansas	8-3	548
18	Michigan	10-2	504
19	UNLV	13-2	473
20	Murray State	13-0	342
21	Creighton	10-1	254
22	Pittsburgh	11-2	238
23	Virginia	10-1	214
24	Harvard	10-1	121
25	San Diego State	11-2	119

Others Receiving Votes

Kansas State 105, Illinois 70, Saint Louis 55, Gonzaga 48, Xavier 42, Ohio 20, Stanford 10, Wichita State 9, Texas A&M 3, Alabama 2, Wagner 1

ESPN/USA TODAY POLL - WEEK 8

1	Syracuse (30)	13-0	774
2	Ohio State (1)	12-1	719
3	Kentucky	11-1	702
4	Louisville	12-0	674
5	Duke	10-1	639
6	North Carolina	11-2	623
7	Baylor	12-0	587
8	Missouri	12-0	574
9	Connecticut	10-1	538
10	Florida	10-2	501
11	Wisconsin	11-2	434
12	Georgetown	10-1	400
13	Marquette	11-1	359
14	Mississippi State	12-1	347
15	Indiana	12-0	337
16	Michigan	10-2	290
17	Michigan State	11-2	270
18	Kansas	8-3	250
19	Creighton	10-1	193
20	UNLV	13-2	179
21	Murray State	13-0	169
22	Pittsburgh	11-2	159
23	Harvard	10-1	92
24	Virginia	10-1	48
25	Kansas State	10-1	45

Others Receiving Votes

San Diego State 39, Illinois 36, Xavier 27, Saint Louis 22, Stanford 11, Gonzaga 10, Saint Mary's 5, Ohio 5, Saint Joseph's 3, Middle Tennessee 3, Alabama 3, Brigham Young 3, Cleveland State 2, West Virginia 1, Wichita State 1, Southern Miss 1



TAYLOR IS ACTIVE SEC LEADING SCORER

Taylor is the active scoring leader in the SEC with 1,531 career points. He leads Florida's Erving Walker by 32 points. Taylor is also the SEC's second-leading active rebounder with 621.

MEMORIAL GYM IN ITS 60TH SEASON

- ★ The Commodores are now in their 60th season in the Southeastern Conference's oldest facility for basketball. Vanderbilt has an all-time record of 714-193 in its 60 years of existence.
- ★ In 2010-11, the Commodores finished 14-3, averaged 80.3 points per game, and shot 49.1% from the floor. Vanderbilt also made 8.4 3's per game, shot 41.9% from beyond-the-arc, and outrebounded opponents by a margin of +4.7. VU also shot 77.4% from the FT line at Memorial Gym.
- ★ Vanderbilt has won 129 of its last 139 home games against non-conference opponents.
- ★ Since the 1990 season, Vanderbilt owns a 176-18 non-conference record at home (.914 win percentage).
- ★ The Commodores are 109-11 against non-conference opponents at home during the Kevin Stallings era.

3-POINT STREAK CONTINUES THROUGH 25TH SEASON; VU ONE OF THREE TEAMS TO HIT A TREY IN EVERY GAME SINCE 1986-87 SEASON

Vanderbilt has made a 3-pointer in 808 consecutive games, a streak which began at the inception of the 3-point line in 1986-87. The Commodores rank second only to UNLV (814) for the longest streak in Division I basketball. Vanderbilt, UNLV and Princeton (684) are the only three schools in college basketball to have made at least one 3-pointer in every game played since the 3-point line was implemented.

COMMODORES SELL OUT OF SEASON TICKETS FOR FIFTH CONSECUTIVE SEASON

Vanderbilt's games at Memorial Gym will once again be a hot ticket, with the 10,000+ season tickets allotted gone. The only single-game sales of tickets will be for the games in which Vanderbilt students are on holiday break - Monday, January 2 vs. Miami (OH) (7 p.m.). Tickets are \$20, and can be purchased on vucommodores.com or by calling 615-322-GOLD.

NEW ADDITIONS

The Commodores will welcome guards Dai-Jon Parker (6'4, Baton Rouge, La.) and Kedren Johnson (6'4, Lewisburg, Tenn.), as well as forward Shelby Moats (6'7, Waconia, Minn.) to the fold this season. Despite the return of five returning starters, each will push for playing time. Center Josh Henderson and forward James Siakam, who each redshirted last year, are also eligible for the Commodores. Henderson is out until March with a stress fracture in his foot.

PRESEASON QUICK HITTERS

- ★ Vanderbilt entered the 2011-12 campaign as the number seven team in the nation according to the Associated Press and the ESPN/USA Today Coaches Poll.
- ★ It marked the first time since November of 1993 (23rd) that the team had been ranked in the preseason, and it's the highest preseason ranking for a Commodore team since 1965, when VU was ranked fifth.
- ★ The Commodores return five starters from last year's team.
- ★ Junior John Jenkins, the SEC's leading scorer and leader in threes made in 2010-11 was named to the preseason All-SEC first team, along with senior forward Jeffery Taylor. Ezeli was named to the second team.
- ★ First time in the Stallings' era (since 1999) that he has had five returning starters.
- ★ Along with Jenkins, Ezeli, and Taylor, seniors Brad Tinsley (point guard) and Lance Goulbourne (forward) return as starters.
- ★ Tinsley led the SEC in assists in 2010-11 with 4.6 per game, and notched the schools' first-ever triple-double against Presbyterian (11 points, 10 rebounds, 10 assists).
- ★ Goulbourne was the team's leading rebounder a season ago, and averaged 7.3 rebounds per game.

PLAYER OF THE WEEK BONANZA IN 2010-11

Four of Vanderbilt's five starters (Brad Tinsley, John Jenkins, Lance Goulbourne, Festus Ezeli) claimed an SEC Player of the Week award last season.

INTERNATIONAL FLAVOR

The Commodores sport a very wordly roster, with players from four different countries. Festus Ezeli is from Nigeria, Jeffery Taylor is from Sweden, and Steve Tchiengang and James Siakam are from Cameroon. The rest of the team hails from the United States.

VANDERBILT RADIO NETWORK

FISHER, THOMPSON COURTSIDE TO CALL ACTION ON VANDERBILT RADIO NETWORK FROM IMG COLLEGE

Joe Fisher and Tim Thompson are back at courtside this season, describing the action of every Commodore game to Vanderbilt followers throughout the Southeast.

Fisher, the Voice of the Commodores, will anchor Vanderbilt play-by-play for the 14th consecutive year.

A Nashville native, Fisher also handles the play-by-play broadcasting duties for Commodore football and a select number of baseball games. He also serves as the Director of Broadcasting for Vanderbilt Student Athletics.

Prior to working for Vanderbilt, Fisher served as a television sports anchor in the Nashville market (1987-1996), with stints at WSMV-4 and WKRN-2. He also worked in the public relations field for two years.

Thompson, who is in his 11th year providing color commentary, played for Vanderbilt from 1975-79, receiving the Outstanding Leader and Civitan Sportsmanship Awards. He currently works with Nike College Sports Marketing.

Broadcast Engineer Bob Horner is in his 30th year courtside producing broadcasts of Commodore basketball. During his tenure, Horner has worked more than 750 games for Vanderbilt.

The broadcasts are produced by IMG College, the exclusive multi-media rightsholder for Vanderbilt. Jeff Miller is the general manager.

Radio Affiliates

WRQQ 97.1 FM	Nashville*
WLSV 1110-AM	Ardmore, Ala.
WQSV 7900-AM	Ashland City
WDOD 1310-AM	Chattanooga
WKFN 540-AM	Clarksville
WEKR 1240-AM	Fayetteville
WJJM 1490-AM	Lewisburg
WMSR 1320-AM	Manchester
KWAM 990-AM	Memphis
WCDT 1340-AM	Winchester

* Commodore Flagship Station

Blocked Shots

In a Career

(Since 1979-80, min. 50 games)

PLAYER, YEARS	G	BS	BPG
1. Will Perdue, 1984, 86-88	104	157	1.51
2. Festus Ezeli, 2008-Present	97	155	1.60
3. A.J. Ogilvy, 2007-10	96	145	1.51
4. Julian Terrell, 2003-06	124	116	0.94
5. Chris Woods, 1992-95	121	108	0.89

Per Game In a Career

(Since 1979-80, min. 50 games)

PLAYER, YEARS	G	BS	BPG
1. Festus Ezeli, 2008-Present	97	155	1.60
t2. A.J. Ogilvy, 2007-10	96	145	1.51
t2. Will Perdue, 1984, 86-88	104	157	1.51
4. Julian Terrell, 2003-06	124	116	0.94
5. Chris Woods, 1992-95	121	108	0.89

Points Scored

Career

PLAYER, YEARS	POINTS
1. Shan Foster, 2005-08	2,011
2. Matt Freije, 2001-04	1,891
3. Phil Cox, 1982-85	1,724
4. Ronnie McMahan, 1992-95	1,719
5. Mike Rhodes, 1978-81	1,699
6. Clyde Lee, 1964-66	1,691
7. Drew Maddux, 1995-98	1,689
8. Charles Davis, 1977-81	1,675
9. Jeff Fosnes, 1973-76	1,579
10. Jeffery Taylor, 2008-present	1,531
11. Tom Hagan, 1967-69	1,514
12. Barry Goheen, 1986-89	1,509
13. Dan Langhi, 1997-2000	1,502
14. A.J. Ogilvy, 2007-10	1,468
15. Scott Draud, 1987-91	1,466
16. Bobby Thym, 1954-57	1,403
17. Kevin Anglin, 1990-93	1,389
18. Billy McCaffrey, 1993-94	1,359
19. Butch Feher, 1973-76	1,345
20. Terry Compton, 1972-74	1,326
21. Frank Seckar, 1993-96	1,317
22. Barry Booker, 1986-89	1,310
23. Will Perdue, 1984-88	1,281
24. Jeff Turner, 1981-84	1,271
25. Jermaine Beal, 2006-10	1,253
26. Thorpe Weber, 1969-71	1,209
27. Al Rochelle, 1954-57	1,206
28. Jim Henry, 1956-59	1,198
29. Joe Ford, 1973-76	1,193
30. John Jenkins, 2009-present	1,191
31. Billy Joe Adcock, 1947-50	1,190
32. Brett Burrow, 1983-86	1,149
33. Babe Taylor, 1953-56	1,144
34. Mario Moore, 2003-2006	1,137
35. Bruce Elder, 1991-93	1,086
36. Bo Wyenandt, 1966-68	1,078
37. Todd Milholland, 1989-92	1,053
38. Brad Tinsley, 2008-present	1,051
39. Dan Finch, 1952-54	1,045
40. Sam Howard, 1999-2002	1,042
41. Austin Bates, 1994-98	1,020

3-Point Field Goals Made

In a Career

PLAYER, YEARS	3FGM	3FGA	PCT.
1. Shan Foster, 2005-08	367	872	.421
2. Ronnie McMahan, 1992-95	296	774	.382
3. Scott Draud, 1987-88, 90-91	288	657	.438
4. Frank Seckar, 1993-96	278	675	.419
5. Sam Howard, 1998-2002	238	653	.364
6. Barry Booker, 1986-89	246	535	.460
7. Drew Maddux, 1994-98	226	641	.353
8. John Jenkins, 2009-present	214	490	.437
9. Mario Moore, 2003-06	197	559	.352
10. Matt Freije, 2000-04	183	515	.355

Assists

In a Career [Kept since 1968-69]

PLAYER, YEARS	G	A	APG
1. Atiba Prater, 1996-00	115	517	4.50
2. Frank Seckar, 1993-96	126	455	3.61
3. Kevin Anglin, 1990-93	129	435	3.37
4. Jan van Breda Kolff, 1972-74	80	430	5.38
5. Derrick Wilcox, 1987-90	128	423	3.30
6. Jermaine Beal, 2007-10	132	421	3.19
7. Drew Maddux, 1994-98	123	394	3.20
8. Brad Tinsley, 2008-present	110	378	3.44
9. Russell Lakey, 2000-04	111	369	3.32

COMMODORES LOSE TWO PLAYERS FROM LAST YEAR'S TEAM

Vanderbilt's Andre Walker and Darshawn McClellan, who each received their Vanderbilt degree in May of 2011, each transferred to another school for their fifth year of eligibility. Walker transferred to Xavier, whom the Commodores played on November 28 at Memorial Gym, and McClellan will use his final year of eligibility at Louisiana-Lafayette.

GETTING TO THE LINE

For the second consecutive season (2009-10, 2010-11), Vanderbilt topped the league in free throws made and attempted in all games and in the 16 conference games. Vanderbilt attempted 837 free throws on the season, for an average of 24.6 attempts per game, and made 622 (18.3 per game). In league play, the Commodores attempted 383 free throws (23.9) and connected on 288 of those attempts (18.0).

Individually in 2010-11, Festus Ezeli was second in the league in free throw attempts with 216, with Jeffery Taylor finishing eighth in the conference with 167, and John Jenkins ninth with 161.

In 2011-12, the Commodores have made 160 free throws (241 attempts), compared to 142 makes by opponents (207 attempts).

TAYLOR, JENKINS MOVING UP SCORING CHART

Jeffery Taylor, who is averaging 17.9 points per game in his senior season, is now in the top 10 on Vanderbilt's all-time scoring list with 1,531 career points. If he continues at the current pace, with 19 regular season games remaining, would end up with 1,877 points, which would put him third on the all-time list. At his current scoring pace, Jenkins would end the regular season with 1,565 points, which would make him 10th all-time.

MORE FREE THROW NUMBERS

One more reason that the Commodores missed center Festus Ezeli - of the returning players in college basketball, Ezeli is the seventh-leading player in the country in terms of getting fouled. Ezeli was 140-216 from the charity stripe last season (64.8%).

SPECIALTY STATS

Opponent	T/O	2ndCh	Paint	FastB	Bench	Ties	Leads	WL	Score	Leads overcome
Oregon	24	18	32	6	11	2	2	W	78-64	trailed by 6 1st-12:18
Cleveland St.	20	7	20	8	9	0	0	L	58-71	
Bucknell	8	11	26	8	35	1	5	W	80-68	trailed by 3 1st-16:40
NC State	15	6	22	6	6	1	4	W	86-79	trailed by 2 2nd-07:58
Oregon State	15	11	28	6	10	5	5	W	64-62	trailed by 3 1st-13:40
Monmouth	25	12	36	10	34	0	1	W	95-73	trailed by 2 1st-19:41
Xavier	8	9	36	10	7	4	6	L	70-82	lost 10 2nd-17:07
Louisville	15	9	12	4	2	6	6	L	60-62	lost 9 2nd-08:49
Davidson	11	14	42	7	24	2	1	W	87-83	trailed by 8 1st-12:27
Indiana State	18	9	20	6	7	1	3	L	55-61	lost 8 2nd-06:31
Longwood	21	15	42	10	17	0	1	W	99-71	trailed by 1 1st-18:10
Lafayette	25	10	34	2	22	0	1	W	89-58	never trailed

Totals	205	131	350	83	184	22	34			
Avg/Game	17.1	10.9	29.2	6.9	15.3	1.8	2.8			
Opponent	202	129	376	68	211	23	33			
Avg/Game	16.8	10.8	31.3	5.7	17.6	1.9	2.8			
<i>Home Game</i>										

VANDERBILT ATHLETIC SUCCESS IN 2011

During this calendar year, Vanderbilt is one of only eight schools in the country, and one of two in the SEC, that had its baseball team and men's and women's basketball teams in the NCAA Tournament and its football team qualify for a bowl game. Georgia is the other school from the SEC to accomplish the feat. Other schools that join Vanderbilt include Florida State, Kansas State, North Carolina, Texas, future SEC member Texas A&M, and UCLA.

SEC PRESEASON POLL

Vanderbilt was picked to finish second in the SEC by a select group of 30 media members in a poll released by the league prior to the SEC Basketball Media Days in Birmingham.

The Commodores received 265 points in the poll, and finished behind Kentucky, who was picked to win the league and the SEC Tournament.

The 2011-12 season is the first time since the league expanded in 1992 that the SEC will have one set of standings - compared to a two-division format.

PRESEASON MEDIA POLL -- PTS

- Kentucky (18) -- 282
- Vanderbilt (4) -- 265**
- Florida (1) -- 235
- Alabama -- 219
- Mississippi State -- 191
- Arkansas -- 154
- Ole Miss -- 119
- Georgia -- 108
- LSU -- 91
- Auburn -- 80
- Tennessee -- 71
- South Carolina -- 57

*First-Place Votes in Parentheses

MEDIA VOTE

FIRST TEAM ALL-SEC

- JaMychal Green, Alabama
- Terrence Jones, Kentucky
- Dee Bost, Mississippi State
- John Jenkins, Vanderbilt**
- Jeffery Taylor, Vanderbilt**

SECOND TEAM ALL-SEC

- Anthony Davis, Kentucky
- Doron Lamb, Kentucky
- Darius Miller, Kentucky
- Kenny Boynton, Florida
- Erving Walker, Florida
- Festus Ezeli, Vanderbilt**

SEC Player of the Year: Terrence Jones, Kentucky

COACHES VOTE

FIRST TEAM ALL-SEC

- Dee Bost, Mississippi State
- Kenny Boynton, Florida
- Festus Ezeli, Vanderbilt**
- JaMychal Green, Alabama
- John Jenkins, Vanderbilt**
- Terrence Jones, Kentucky
- Jeffery Taylor, Vanderbilt**
- Erving Walker, Florida

SECOND TEAM ALL-SEC

- Reginald Buckner, Ole Miss
- Doron Lamb, Kentucky
- Darius Miller, Kentucky
- Tony Mitchell, Alabama
- Marshawn Powell, Arkansas
- Trevor Releford, Alabama
- Gerald Robinson, Georgia
- Renardo Sidney, Mississippi State
- Patric Young, Florida

SEC STATS/STANDINGS

2011-12 SEC STANDINGS (12/27/11)

	SEC	Pct.	All	Pct.
Miss. State	0-0	.000	12-1	.923
Kentucky	0-0	.000	11-1	.917
Florida	0-0	.000	10-2	.833
Ole Miss	0-0	.000	9-3	.750
Alabama	0-0	.000	9-3	.750
LSU	0-0	.000	9-3	.750
Arkansas	0-0	.000	8-3	.727
Auburn	0-0	.000	8-3	.727
Vanderbilt	0-0	.000	8-4	.667
Georgia	0-0	.000	7-5	.583
South Carolina	0-0	.000	5-6	.455
Tennessee	0-0	.000	5-6	.455

VU TEAM SEC RANKINGS (12/27/11)

Category	All
Scoring	4th (76.8)
Scoring Defense	11th (69.5)
Scoring Margin	6th (+7.2)
FT%	10th (.664)
FG%	5th (.466)
FG% Defense	11th (.446)
3FG%	3rd (.372)
3FG% Defense	9th (.338)
3FG Made	2nd (8.9)
Rebound Margin	8th (+2.2)
Blocks	T-10th (3.6)
Assists	8th (12.8)
Steals	7th (7.3)
Turnover Margin	10th (+0.3)
Assist/TO Ratio	10th (0.9)

VU INDIVIDUAL SEC RANKINGS (TOP 10 - 12/27/11)

Lance Goulbourne	Total
Rebound	T-8th (7.3)
Def. Rebounds	5th (5.5)
John Jenkins	Total
Scoring	1st (20.6)
FG%	9th (.484)
FT%	8th (.786)
3 FG%	4th (.438)
3 FG Made	1st (3.8)
Minutes Played	2nd (33.7)
Jeffery Taylor	Total
Scoring	3rd (17.9)
FG%	3rd (.546)
Steals	4th (1.8)
Minutes Played	9th (31.6)
Brad Tinsley	Total
Assists	7th (3.6)
A/TO Ratio	7th (1.7)

2011-12 TRENDS

Winning Opening Tip	7-3
Losing Opening Tip	1-1
VU Scores First	5-2
Opponent Scores First	3-2
Leading at Halftime	7-2
Trailing at Halftime	0-1
Tied at Halftime	1-1
Leading with Five Minutes Remaining	7-3
Trailing with Five Minutes Remaining	0-1
Tied with Five Minutes Remaining	0-0
Leading with Two Minutes Remaining	7-2
Trailing with Two Minutes Remaining	0-2
Tied with Two Minutes Remaining	1-0
Overtime	0-2
Games Decided by Three Points or Less	2-1
Games Decided by 4-10 Points	1-1
Games Decided by 11-20 Points	2-2
Games Decided by 21-plus Points	3-0
VU Shoots 50% or Better	4-0
VU Shoots 40% or Better	8-2
VU Shoots Lower Than 40%	0-2
Opponent Shoots 50% or Better	1-1
Opponent Shoots 40% or Better	7-2
Opponent Shoots Lower Than 40%	0-1
VU Outshoots Opponent	6-1
VU Outshot by Opponent	2-3
Shoot same percentage	0-0
VU Scores 70 Points or More	7-1
VU Scores Less Than 70 Points	1-3
VU Scores 80 Points or More	6-0
VU Scores 90 Points or More	2-0
Opponent Scores 70 Points or More	4-2
Opponent Scores Less Than 70 Points	4-2
Opponent Scores 80 Points or More	1-1
Opponent Scores 90 Points or More	0-0
Makes More 3-Pointers Than Opponent	8-2
Makes Fewer 3-Pointers Than Opponent	0-2
3-Pointers are Equal	0-0
Outrebounds Opponent	8-1
Outrebounded by Opponent	0-3
Rebounds are Equal	0-0
Playing on National TV	2-3
Playing on Regional TV	2-1
Playing on Weekday	7-2
Playing on Weekend	1-2
Game Tips Before 6 p.m. CT (afternoons)	1-2
Game Tips After 6 p.m. CT (evenings)	7-2
In white uniforms	4-2
In black uniforms	3-1
In gold uniforms	1-1
In November	5-2
In December	3-2
Home	5-3
Neutral	2-0
Away	1-1
Conferences	
vs. Non-Conference	8-4
Pac 12	2-0
Horizon League	0-1
Patriot League	2-0
ACC	1-0
Northeast	1-0
Atlantic 10	0-1
Big East	0-1
Southern	1-0
Missouri Valley	0-1
Independent	1-0
Lineups	
Tinsley, Jenkins, Taylor, Goulbourne, Tchiengang	6-3
Tinsley, Fuller, Taylor, Goulbourne, Tchiengang	1-0
Tinsley, Jenkins, Taylor, Goulbourne, Odom	1-0
Tinsley, Jenkins, Taylor, Odom, Ezeli	0-1



2011-12 Roster

No.	Name	Pos.	Ht.	Wt.	Cl.-Yr	Hometown (Previous School)
1	Brad Tinsley	G	6-3	210	Sr.-4th	Oregon City, Ore. (Oregon City)
2	Kedren Johnson	G	6-4	215	Fr.-1st	Lewisburg, Tenn. (Marshall County)
3	Festus Ezeli	C	6-11	255	R.Sr.-5th	Benin City, Nigeria (Igbinedion Education Center/Jesuit (Calif.))
5	Lance Goulbourne	F	6-8	225	Sr.-4th	Brooklyn, N.Y. (The Hun School (N.J.))
11	Kyle Fuller	G	6-1	180	So.-2nd	Moreno Valley, Calif. (Rancho Verde)
12	Jordan Smart	G/F	6-6	200	R-Jr.-4th	Lexington, Ky. (Lexington Catholic)
14	Aaron Noll	F	6-7	220	Sr.-4th	Fort Mitchell, Ky. (Covington Catholic)
23	John Jenkins	G	6-4	215	Jr.-3rd	Hendersonville, Tenn. (Station Camp)
24	Dai-Jon Parker	G	6'3	190	Fr.-1st	Baton Rouge, La. (Milton (Ga.))
33	Steve Tchiengang	F	6-9	240	Sr.-4th	Douala, Cameroon (Montverde Acad. (Fla.)/Cypress Comm. School (Texas))
34	Shelby Moats	F	6-8	225	Fr.-1st	Waconia, Minn. (Waconia)
35	James Siakam	F	6-7	210	R-Fr.-2nd	Douala, Cameroon (Brehm Prep (Ill.))
40	Josh Henderson	C	6-11	220	R-Fr.-2nd	Roanoke, Va. (Cave Spring)
44	Jeffery Taylor	F	6-7	225	Sr.-4th	Norkopping, Sweden (Hobbs (N.M.))
45	Rod Odom	F	6-9	207	So. - 2nd	Central Islip, N.Y. (Middlesex School (Mass.))

COACHING STAFF

Head Coach **Kevin Stallings** (Purdue, 1982) - 13th
 Basketball Staff..... **David Cason** (Illinois State, 1995) - 1st
 Basketball Staff..... **Brad Frederick** (North Carolina, 1999) - 13th
 Basketball Staff..... **Dan Muller** (Illinois State, 1998) - 12th
 Basketball Staff..... **Tom Richardson** (St. Xavier (Ill.), 1977) - 9th

SUPPORT STAFF

Athletic Communications Dir. **Andy Boggs** (Florida State, 1998)
 Asst. Director of Basketball Ops..... **Dan Cage** (Vanderbilt, 2007)
 Academic Support..... **Neal Clark** (Kentucky, 1992)
 Athletic Trainer..... **Shannon Gordon** (Indiana State, 1992)
 Administrative Asst..... **Molly Blatt** (South Carolina, 2007)
 Strength and Conditioning..... **Curtis Turner** (Clemson, 2002)

PRONUNCIATION GUIDE

David Cason **KAY-Sahn**
 Festus Ezeli..... **e-ZEE-lee**
 Lance Goulbourne **GOAL-burn**
 Kedren Johnson **KEE-Dren**
 Dai-Jon Parker..... **DAY-Jon**
 Steve Tchiengang..... **CHEEN-gang**
 James Siakam..... **See-OK-em**

ROSTER BY CLASS

Seniors (6)

Festus Ezeli Benin City, Nigeria
Lance Goulbourne Brooklyn, N.Y.
Aaron Noll Fort Mitchell, Ky.
Jeffery Taylor Norrkoping, Sweden
Steve Tchiengang Douala, Cameroon
Brad Tinsley Oregon City, Ore.

Juniors (2)

John Jenkins Hendersonville, Tenn.
Jordan Smart Lexington, Ky.

Sophomores (2)

Kyle Fuller Moreno Valley, Calif.
Rod Odom Central Islip, N.Y.

Freshmen (5)

Josh Henderson Roanoke, Va.
Kedren Johnson Lewisburg, Tenn.
Shelby Moats Waconia, Minn.
Dai-Jon Parker Baton Rouge, La.
James Siakam Douala, Cameroon



HEAD COACH KEVIN STALLINGS



THE STALLINGS FILE

Born: October 1, 1960
High School: Collinsville (Ill.) '78
College: Bachelor's Degree in Business Management and Marketing, Purdue, '82, Master's Degree in Counseling, Purdue, '85
Family: Wife, Lisa, three children, Jacob (21), Alexa (17), Jordyn (11)

STALLINGS' SUCCESSES IN COLLEGE BASKETBALL (AS A PLAYER, ASSISTANT AND HEAD COACH)

- In **32 seasons** as a player and coach, his teams have made **25 tournament appearances**, including **18 NCAA berths** and **three Final Fours**.
- He has posted 20-win seasons **23 times** and has won **12 conference championships**.
- Stallings has posted just one losing season in **32 seasons as a player and coach**.
- Stallings is the **second winningest coach in Vanderbilt history** with 244 victories.
- Stallings is the **first Vanderbilt coach to lead two Commodore squads to the NCAA Tournament Sweet 16** since the field expanded to as many as 64 teams in 1985.
- Stallings has **six 20-win seasons at Vanderbilt, which ties Roy Skinner for the most as a Commodore coach**.
- **All 32 of his seniors at Vanderbilt have earned their degree or are working towards it**.
- **One of only three Vanderbilt coaches with 150 or more wins**.
- Led 2007-08 team to a **perfect 19-0 record at home, the most single-season home wins in the history of the program**.

WINNINGEST COACHES AT VANDERBILT

Coach	Yrs	Record	Pct
1. Roy Skinner (1959, 1962-76)	16	278-135	.673
2. Kevin Stallings (1999-)	13	244-152	.616
3. Bob Polk (1948-58, 1960-61)	13	197-106	.650
4. C.M. Newton (1982-89)	8	129-115	.529
5. Jan van Breda Kolff (1994-99)	6	104-81	.562
6. Josh Cody (1924-27, 1932-36)	9	98-100	.495
7. Eddie Fogler (1990-93)	4	81-48	.628

WINNINGEST COACHES AT MEMORIAL GYM

Coach	Yrs	Record
1. Roy Skinner (1959, 1962-76)	16	181-41
2. Kevin Stallings (2000-)	13	170-45
3. Bob Polk (1948-58, 1960-61)	8	96-15
4. C.M. Newton (1982-89)	8	91-37
5. Jan van Breda Kolff (1994-99)	6	75-20
6. Eddie Fogler (1990-93)	4	54-12

STALLINGS THROUGH THE YEARS

Year	School	Position	W-L	Conf.	Postseason
2012	Vanderbilt	Head Coach	8-4	-	-
2011	Vanderbilt	Head Coach	23-11	9-7	NCAA First Round
2010	Vanderbilt	Head Coach	24-9	12-4	NCAA First Round
2009	Vanderbilt	Head Coach	19-11	8-8	-
2008	Vanderbilt	Head Coach	26-8	10-6	NCAA First Round
2007	Vanderbilt	Head Coach	22-12	10-6	NCAA Regional Semifinals
2006	Vanderbilt	Head Coach	17-13	7-9	NIT First Round
2005	Vanderbilt	Head Coach	20-14	8-8	NIT Quarterfinals
2004	Vanderbilt	Head Coach	23-10	8-8	NCAA Regional Semifinals
2003	Vanderbilt	Head Coach	11-18	3-13	—
2002	Vanderbilt	Head Coach	17-15	6-10	NIT First Round^
2001	Vanderbilt	Head Coach	15-15	4-12	—
2000	Vanderbilt	Head Coach	19-11	8-8	NIT First Round
1999	Illinois State	Head Coach	16-15	7-11	—
1998	Illinois State	Head Coach	25-6	16-2*#	NCAA Second Round
1997	Illinois State	Head Coach	24-6	14-4*#	NCAA First Round
1996	Illinois State	Head Coach	22-12	13-5	NIT Quarterfinals
1995	Illinois State	Head Coach	20-13	13-5	NIT Second Round
1994	Illinois State	Head Coach	16-11	12-6	—
1993	Kansas	Assistant	29-7	11-3•	NCAA Final Four
1992	Kansas	Assistant	27-5	11-3*#	NCAA Second Round
1991	Kansas	Assistant	27-8	10-4•	NCAA Final Four*
1990	Kansas	Assistant	30-5	11-3	NCAA Second Round
1989	Kansas	Assistant	19-12	6-8	—
1988	Purdue	Assistant	29-4	16-2•	NCAA Sweet 16
1987	Purdue	Assistant	25-5	15-3•	NCAA Second Round
1986	Purdue	Assistant	22-10	11-7	NCAA First Round
1985	Purdue	Assistant	20-9	12-6	NCAA First Round
1984	Purdue	Assistant	22-7	15-3•	NCAA First Round
1983	Purdue	Assistant	21-9	11-7	NCAA Second Round
1982	Purdue	Player	18-14	11-7	NIT Final Four
1981	Purdue	Player	21-11	10-8	NIT Final Four
1980	Purdue	Player	27-8	11-7#	NCAA Final Four*
1979	Belleville J.C.	Player	28-9	—	NJCAA Tournament
Totals at Vanderbilt (Head Coach)			244-152	93-99	
Totals at Illinois State (Head Coach)			123-63	75-33	
Head Coach Totals			367-215	168-131	
Totals at Kansas (Assistant Coach)			132-37	49-21	
Totals at Purdue (Assistant Coach)			139-44		
Totals at Purdue (playing)			66-33		

• Regular season conference champions; # Conference tournament champions; * Lost in National Championship game;

^ Included an Opening Round play-in game that Vanderbilt won over Houston.

MEMORIAL MAGIC - THE HOME TO VANDERBILT HOOPS SINCE 1952

HISTORIC MEMORIAL GYMNASIUM IN 60TH SEASON

Storyed Memorial Gymnasium is in its 60th season as the host venue of Vanderbilt basketball. The SEC's most historic hoops setting has played host to more than 850 men's contests as well as the 1984 and 1991 SEC Tournaments and 40 men's and women's NCAA Tournament contests (since the early 1980s).

As the oldest gymnasium in the SEC, Memorial Gymnasium is renowned for its end zone benches, raised floor and unique atmosphere. It was dedicated in 1952 as a memorial to all Vanderbilt men and women who served in World War II. It was built by the late master architect Edwin Keeble, who was commissioned to build a combination gymnasium/concert hall.

"Memorial Magic" has claimed many victims over the years, most notably the nation's No. 1 ranked teams. Vanderbilt has won its last four home games against the top team in the country, most recently, a 72-69 victory over in-state rival Tennessee on February 26, 2008.

- The Commodores have posted a 714-194 (.786) all-time record at Memorial Gymnasium.
- VU concluded the 2007-08 season 19-0 at Memorial Gym. It marks the most games won at Memorial Gym in one season, and the sixth time a Vanderbilt team has gone undefeated at home.
- Vanderbilt has won 129 of its last 139 home games against non-conference opponents.
- Since the 1990 season, Vanderbilt owns a 176-18 non-conference record at home (.907 win percentage).
- The Commodores are 109-11 against non-conference opponents at home during the Kevin Stallings era.
- The Commodores have posted six undefeated seasons at home.

Winningest Coaches at Memorial Gymnasium

Coach	Yrs	Record
1. Roy Skinner (1959, 1962-76)	16	181-41
2. Kevin Stallings (2000-Present)	13	170-45
3. Bob Polk (1948-58, 1960-61)	8	96-15
4. C.M. Newton (1982-89)	8	91-37
5. Jan van Breda Kolff (1994-99)	6	75-20
6. Eddie Fogler (1990-93)	4	54-12

Stallings' Year-By-Year Record At Memorial Gym

Year	Won	Lost
2011-12	5	3
2010-11	14	3
2009-10	14	2
2008-09	13	4
2007-08	19	0
2006-07	14	3
2005-06	10	6
2004-05	17	2
2003-04	15	2
2002-03	10	6
2001-02	13	4
2000-01	12	7
1999-00	14	3

ANNUAL ATTENDANCE FIGURES

Year	All Games	Attendance	Average	NCAA Rank	SEC Games	SEC Attendance	Average
2011-12	8	106,715	13,339	-	-	-	-
2010-11	17	234,632	13,802	18	8	114,346	14,293
2009-10	16	217,965	13,623	21	8	113,539	14,192
2008-09	17	225,686	13,276	25	8	112,833	14,104
2007-08	19	254,954	13,418	22	8	113,713	14,214
2006-07	17	204,511	12,030	31	8	109,043	13,630
2005-06	16	195,159	12,197	24	8	108,258	13,532
2004-05 [^]	19	191,678	10,088	43	8	105,357	13,170
2003-04	17	192,301	11,312	33	8	106,990	13,374
2002-03	16	153,123	9,570	46	8	96,906	12,113
2001-02	17	150,325	8,843	50	8	93,873	11,734
2000-01	19	186,468	9,814	45	8	102,055	12,757
1999-00*	18	197,770	10,987	30	8	106,741	13,343
1998-99	16	192,538	12,034	26	8	106,128	13,266
1997-98	16	213,974	13,373	21	8	117,819	14,727
1996-97	16	207,771	12,986	25	8	120,214	15,027
1995-96	18	226,354	12,575	28	8	112,996	14,125
1994-95	13	183,042	14,080	17	8	118,932	14,867
1993-94	16	223,997	14,000	15	8	121,345	15,168
1992-93	14	212,156	15,154	11	8	122,536	15,317
1991-92	17	210,585	12,387	29	8	115,104	14,388
1990-91	16	214,638	13,415	19	9	133,482	14,831
1989-90	19	259,992	13,684	18	9	136,136	15,126
1988-89	15	224,657	14,977	13	9	137,212	15,246
1987-88	16	223,747	13,984	14	9	138,393	15,377
1986-87	17	226,343	13,314	14	9	130,854	14,539
1985-86	15	200,806	13,387	14	9	128,059	14,229
1984-85	16	194,390	12,149	17	9	122,514	13,613
1983-84	18	249,292	13,850	10	9	135,546	15,050
1982-83	17	237,584	13,976	9	9	135,418	15,046
1981-82	14	202,225	14,445	9	9	131,699	14,633
1980-81	15	227,478	15,165	9	9	136,436	15,160
1979-80	15	228,029	15,202	5	9	138,754	15,417
1978-79	14	215,330	15,380	5	9	139,930	15,547
1977-78	14	207,375	14,813	5	9	134,232	14,915
1976-77	15	211,966	14,131	4	9	149,108	16,568
1975-76	13	180,901	13,915	-	9	135,375	15,042
1974-75	12	178,527	14,877	-	9	134,304	14,923
1973-74	12	182,728	15,227	-	9	140,252	15,584
1972-73	12	173,567	14,464	-	9	131,193	14,577
1971-72	12	156,778	13,065	-	9	120,172	13,352
1970-71	12	170,634	14,220	-	9	130,260	14,473
1969-70	12	176,763	14,730	-	9	135,745	14,861
1968-69	12	126,896	10,575	-	9	95,300	10,589
1967-68	12	129,722	10,810	-	9	96,274	10,697
1966-67	12	105,492	8,791	-	9	79,173	8,797
1965-66	12	106,022	8,835	-	9	62,368	8,910
1964-65	12	98,821	8,235	-	9	65,712	8,214
1963-64	12	84,827	7,069	-	6	35,684	5,947
1962-63	12	75,261	6,272	-	6	46,183	6,598
1961-62	13	73,640	5,665	-	8	47,357	5,920
1960-61	13	74,187	5,707	-	7	45,549	6,507
1959-60	14	76,199	5,443	-	8	46,064	5,758

[^] First year capacity increased from 14,168 to 14,316; * First year capacity decreased from 15,311 to 14,168



Game 1 • Nov. 11, 2011

Oregon 64
at Vanderbilt 78
Nashville, Tenn. (Memorial Gym)

#	Player	Total		3-Pr		Rebounds		PF	TP	A	TO	Bk	Stl	Min
		FG	FGA	FG	FGA	Off	Def							
3	ASHAOLU, Olu	f	3-7	0-2	0-0	0	3	4	6	0	0	0	0	26
25	SINGLER, E.J.	f	4-6	2-2	0-0	2	4	6	4	10	1	1	1	23
25	WOODS, Tony	c	5-7	0-0	2-3	2	2	4	12	1	2	1	0	21
3	SIM, Garrett	g	2-5	0-2	1-2	2	4	6	1	5	4	2	0	29
32	BROWN, Jabari	g	2-7	1-5	2-3	0	2	2	1	7	1	6	0	25
10	LOYD, Johnathan	g	1-3	0-0	0-3	0	5	3	2	8	3	0	0	22
12	KINGMA, Brett	g	4-8	2-6	0-1	0	0	0	1	10	0	0	0	14
23	JACOB, Jeremy	g	2-2	0-0	1-3	0	1	1	4	5	0	2	0	8
21	NARED, Tyrone	g	1-3	0-1	0-0	1	1	2	2	0	1	1	0	14
3	EMORY, Carlos	g	2-5	1-2	0-2	0	4	4	0	5	0	3	0	18
Team			4	2	0	4	2	6						
Totals			26-53	6-20	6-17	11	28	39	24	64	15	20	5	4

FG % 1st Half: 11.21 53.4% 2nd half: 15.32 46.9% Game: 26.53 49.1% Doublet Rebounds: 2.1
3FG % 1st Half: 3.7 42.9% 2nd half: 3-13 23.1% Game: 6-20 30.0%
FT % 1st Half: 4.7 57.1% 2nd half: 1.0 20.0% Game: 6-17 35.3%

#	Player	Total		3-Pr		Rebounds		PF	TP	A	TO	Bk	Stl	Min
		FG	FGA	FG	FGA	Off	Def							
05	GOULBOURNE, Lance	f	2-3	0-0	1-2	0	4	3	5	0	2	2	0	27
33	TCHIENGANG, Steve	f	2-3	0-0	0-0	2	1	3	2	4	0	1	2	21
44	TAYLOR, Jeffery	f	6-10	0-4	5-7	6	5	11	2	4	2	1	5	32
01	TINSLEY, BRAD	g	5-7	2-4	1-2	0	2	2	13	3	0	0	0	17
23	JENKINS, John	g	8-19	7-16	1-2	1	3	4	1	24	2	1	0	32
02	JOHNSON, Kedren	g	1-6	0-2	0-2	0	0	0	3	4	0	0	0	17
11	FULLER, Kyle	g	0-2	0-0	0-0	0	1	1	0	2	1	0	0	13
24	PARKER, Dai-Jan	g	0-3	0-2	0-2	0	1	1	0	0	1	0	1	9
40	HENDERSON, Josh	g	1-3	0-0	2-4	1	3	2	4	0	0	0	0	11
45	ODOM, Rod	g	0-4	0-1	3-6	6	8	4	3	2	0	1	0	21
Team			2	1	3									
Totals			27-66	9-28	15-27	17	24	41	20	78	16	8	6	11

FG % 1st Half: 12.35 34.3% 2nd half: 15.31 48.4% Game: 27.66 49.0% Doublet Rebounds: 5.1
3FG % 1st Half: 4.15 25.7% 2nd half: 5.12 38.5% Game: 9-28 32.1%
FT % 1st Half: 7.12 58.3% 2nd half: 8.15 53.3% Game: 15-27 55.6%

Officials: Doug Shoves, Lee Cassell, Terry Moore
Technical fouls: Oregon-None. Vanderbilt-None.
Attendance: 1419

Score by periods	1st	2nd	Total	Points	In	Off	2nd	Fast	Bench
Oregon	20	35	64	26	30	10	9	8	24
Vanderbilt	35	43	78	27	24	18	6	11	11

Last FG - OREGON 2nd:01:20, VANDY 2nd:02:25.
Largest lead - OREGON by 6 1st:12:18, VANDY by 20 2nd:13:36.
Score tied - 3 times.
Lead changed - 3 times.

NASHVILLE - John Jenkins scored 24 points, Jeffery Taylor added 21 and 11 rebounds as No. 7 Vanderbilt opened the season with a 78-64 victory over Oregon. Brad Tinsley had 13 points for Vanderbilt.

The Commodores hadn't been ranked in the preseason since November 1993 when they were No. 23, and they haven't been ranked this high since 1965 when they were fifth. That might be why they opened a bit slowly and even trailed by as many as six points early.

But the Commodores took control with an 18-0 run over the final 2:33 of the first half and the first few minutes of the second.

Oregon fell to 0-4 when opening against a ranked opponent. But the Ducks didn't go down easily as Tony Woods had 12 points and Brett Kingma and E.J. Singler added 10 each.

Vanderbilt led by 20 with 13:36 to go, but Oregon came back with 14 straight points. The Ducks got as close as 62-57 on a jumper by Kingma with 5:09 left. Taylor answered by putting back his own miss with 4:41 left, then Jabari Brown had a turnover at mid-court. Johnathan Loyd missed both free throws, then Taylor hit a jumper to start a 12-0 run to seal the win.

The Ducks finished with 20 turnovers, which Vandy turned into 24 points.

- Notes**
- ★ VU has now won 125 of its last 132 home games against non-conference opponents, and are 105-8 in the same category under Kevin Stallings.
 - ★ The Commodores went on an 18-0 run at the end of the first half and beginning of second to give the team a cushion they would use the rest of the way. Vanderbilt led by as many as 20 points midway through the second half.
 - ★ Jenkins broke his career record for three pointers made with seven. His previous career high was six, which he accomplished four times, most recently vs. Kentucky on Jan. 12, 2011. Jermaine Beal was the last VU player to hit 7 three's (vs. Auburn, 1/31/09) in a game.
 - ★ Tinsley's 13-point effort marked his 47th career double figure scoring game.

Game 2 • Nov. 13, 2011

Cleveland State 71
at Vanderbilt 58
Nashville, Tenn. (Memorial Gym)

#	Player	Total		3-Pr		Rebounds		PF	TP	A	TO	Bk	Stl	Min
		FG	FGA	FG	FGA	Off	Def							
03	HARMON,Trevon	* f	5-12	1-6	0-0	1	3	4	1	11	4	2	0	23
05	Montgomery, Jeremy	* f	4-10	2-7	0-0	0	1	0	10	3	4	0	1	29
32	BROWN, D'Aundray	* f	6-10	1-1	5-6	3	5	8	1	18	0	3	0	29
01	KAMCZYCZ, Sebastian	* f	1-3	0-1	0-0	0	2	2	5	0	0	0	0	17
04	POCUE, Aaron	* f	3-8	0-0	2-5	2	3	5	3	8	0	1	0	22
01	DOUGLAS, Sebastian	* f	3-3	1-1	0-0	0	3	3	1	7	1	2	0	15
04	LONG,Devon	* f	2-3	0-0	1-1	1	2	3	2	5	0	0	0	14
15	GRADY, Anton	* f	2-3	0-0	3-6	1	3	4	4	7	2	4	1	22
24	NDAYE,Ludovic	* f	0-0	0-0	0-0	0	0	0	2	0	0	0	0	5
31	LEE, Charles	* f	1-4	0-1	1-2	0	3	3	2	3	0	1	0	11
Team			2	2	3									
Totals			27-54	6-17	12-20	10	28	39	21	71	13	16	4	15

FG % 1st Half: 16.31 51.6% 2nd half: 11.52 47.0% Game: 27.54 50.0% Doublet Rebounds: 3
3FG % 1st Half: 4.12 33.3% 2nd half: 1.5 20.0% Game: 5-17 29.4%
FT % 1st Half: 1.2 50.0% 2nd half: 11-18 61.1% Game: 12-20 60.0%

#	Player	Total		3-Pr		Rebounds		PF	TP	A	TO	Bk	Stl	Min
		FG	FGA	FG	FGA	Off	Def							
01	TINSLEY, BRAD	* f	3-6	0-1	1-2	1	2	1	2	7	2	0	0	21
05	GOULBOURNE, Lance	* f	3-9	0-1	5-9	3	5	8	3	11	1	2	1	34
23	JENKINS, John	* f	5-14	2-8	5-7	0	1	1	17	0	3	0	1	33
33	TCHIENGANG, Steve	* f	1-5	0-2	3-3	6	4	10	4	5	2	1	2	25
44	TAYLOR, Jeffery	* f	3-8	1-3	2-3	0	4	1	9	1	6	0	1	34
02	JOHNSON, Kedren	* f	1-1	0-0	1-1	0	0	0	0	3	0	0	0	7
11	FULLER, Kyle	* f	1-2	0-0	1-1	0	1	1	1	3	0	0	0	17
24	PARKER, Dai-Jan	* f	0-2	0-1	0-0	0	0	0	1	0	0	0	0	10
45	SIAMAK, James	* f	0-1	0-0	0-0	0	0	0	0	0	0	0	0	0
40	HENDERSON, Josh	* f	0-1	0-0	0-0	3	1	4	0	0	0	0	1	3
45	ODOM, Rod	* f	1-2	1-1	0-0	0	1	3	3	0	0	0	0	16
Team			0	4	4									
Totals			19-51	4-17	18-26	13	22	35	15	58	6	21	3	10

FG % 1st Half: 7.34 29.2% 2nd half: 11.07 40.7% Game: 19.51 35.3% Doublet Rebounds: 2
3FG % 1st Half: 2.8 25.0% 2nd half: 2.9 22.2% Game: 4-17 23.5%
FT % 1st Half: 8-13 61.5% 2nd half: 10-13 76.9% Game: 18-26 69.2%

Officials: John Hampton, Tim Gatiss, Jeff Smith
Technical fouls: Cleveland State-None. Vanderbilt-None.
Attendance: 1303

Score by periods	1st	2nd	Total	Points	In	Off	2nd	Fast	Bench
Cleveland State	27	34	71	19	20	10	14	22	22
Vanderbilt	24	34	58	27	20	7	8	9	11

Last FG - CSU 2nd:00:40, VANDY 2nd:00:32.
Largest lead - CSU by 16 1st:01:33, VANDY None.
Score tied - 9 times.
Lead changed - 0 times.

NASHVILLE - D'Aundray Brown had 18 points, eight rebounds and seven steals as Cleveland State upset No. 7 Vanderbilt 71-58 in a regional game of the Legends Classic.

Brown missed all of last season after tearing a tendon in his finger early, and the sophomore guard helped hold Vandy forward Jeffery Taylor to just nine points and forced the senior into six turnovers.

Cleveland State has four seniors back from a team that won the Horizon League last season. The Vikings hadn't played since an exhibition Wednesday night and looked very fresh, while Vanderbilt (1-1) appeared sloppy and slow after opening Friday night with a late tipoff against Oregon.

Cleveland State scored first on a 3-pointer by Trevon Harmon within the first minute and never trailed. The Vikings forced Vanderbilt into 21 turnovers - 15 of them steals. Harmon finished with 11 points and Jeremy Montgomery added 10.

John Jenkins, the Southeastern Conference's leading scorer with 19.5 points last season, had 17 for Vanderbilt. Lance Goulbourne added 11.

With the early tipoff, Cleveland State came into a Memorial Gym barely half full, and the Vikings jumped to a 16-point lead and were up 37-24 at halftime. They outshot Vanderbilt, hitting 50 percent (27 of 54) compared to 35.3 percent (18 of 51) and scored 22 points off the Commodores' turnovers.

- Notes**
- ★ The Vanderbilt loss ended a 20 game home non-conference winning streak, dating back to Dec. 3, 2008, in a 74-55 loss to UIC.
 - ★ John Jenkins scored 17 points and became VU's 42nd player to eclipse the 1,000-point barrier.
 - ★ Steve Tchiengang grabbed a career-high 10 rebounds.
 - ★ Vanderbilt committed 21 turnovers, and Cleveland State scored 22 points off of those turnovers. The Vikings also outscored the Commodores, 15-7, in second-chance points.

Game 3 • Nov. 15, 2011

Bucknell 80
at Vanderbilt 68
Nashville, Tenn. (Memorial Gym)

#	Player	Total		3-Pr		Rebounds		PF	TP	A	TO	Bk	Stl	Min
		FG	FGA	FG	FGA	Off	Def							
15	Willman, Joe	f	8-12	0-0	1-1	0	2	2	3	17	1	1	0	31
31	Muscala, Mike	c	5-10	0-1	0-0	0	7	2	0	2	2	2	0	29
04	Cohen, Bryan	g	1-2	1-1	0-0	0	1	1	2	3	0	0	0	18
12	Johnson, Bryson	g	1-4	0-3	2-2	0	4	4	1	4	1	1	0	27
42	Ayers, Cameron	g	1-8	0-1	5-6	0	5	0	7	1	1	0	0	29
03	Kasper, Steven	g	2-3	1-1	0-1	0	0	0	4	6	1	1	0	16
10	Fitzpatrick, Brian	g	3-3	0-0	4-4	2	3	0	10	1	0	0	0	10
11	Singleton, Joshua	g	3-7	2-3	4-6	0	0	0	2	12	1	1	0	18
21	Andoh, Enoch	g	0-1	0-0	0-0	0	0	0	1	0	1	0	0	3
22	Starkey, Cory	g	0-0	0-0	0-0	0	0	0	1	1	0	0	0	3
24	Hill, Ryan	g	0-1	0-0	0-0	2	2	2	0	2	0	0	0	12
33	Bradskney, Ben	g	0-0	0-0	0-0	2	2							

Game 4 • Nov. 19, 2011

Vanderbilt..... 86
vs. N.C. State..... 79
East Rutherford, N.J. (Izod Center)

#	Player	Total		3-Pr		Rebounds		PF	TP	A	TO	Bk	Stl	Min	
		FG	FGA	FG	FGA	FT	FTA								Off
05	GOULBOURNE, Lance	f	4-5	0-0	7-9	0	5	5	3	15	1	0	0	1	29
44	TAYLOR, Jeffery	f	5-11	1-4	6-11	4	4	8	1	17	5	4	0	2	32
33	TCHIENGANG, Steve	c	2-4	0-0	2-5	3	8	11	1	6	1	1	0	0	34
01	TINSLEY, BRAD	g	5-8	2-3	2-2	0	2	2	3	14	4	3	0	0	22
23	JENKINS, John	q	10-16	4-9	4-6	0	2	2	1	28	0	2	1	3	33
02	JOHNSON, Kedren	q	0-3	0-2	0-0	0	2	2	3	0	2	2	0	2	15
11	FULLER, Kyle	g	1-1	0-0	1	0	1	0	0	1	1	1	0	1	10
24	PARKER, Dai-Jon	g	1-3	1-3	0-0	0	1	1	2	3	0	0	0	0	9
40	HENDERSON, Josh	q	0-0	0-0	0	0	2	0	3	0	1	0	0	0	4
45	ODOM, Rod	q	1-2	1-2	0	1	0	1	3	0	1	0	0	0	12
Team			28-54	9-25	21-33	0	1	1	20	86	14	17	1	8	200
Totals			28-54	9-25	21-33	0	1	1	20	86	14	17	1	8	200
FG % 1st Half: 17.31 54.8%		2nd half: 11.23 47.8%		Game: 28.54 51.9%		3FG % 1st Half: 8.17 47.1%		2nd half: 1.8 12.5%		Game: 9.25 36.0%		Deatball		Rebounds	
FT % 1st Half: 7.12 66.3%		2nd half: 14.21 66.7%		Game: 21.33 63.6%											

#	Player	Total		3-Pr		Rebounds		PF	TP	A	TO	Bk	Stl	Min	
		FG	FGA	FG	FGA	FT	FTA								Off
01	Howell, Richard	f	8-14	0-0	0-0	4	5	9	4	16	1	1	0	1	20
34	Harris, Tyler	f	3-9	0-1	1-2	2	4	6	3	7	0	1	0	0	28
00	Painter, DeShawn	c	3-6	0-0	1-2	0	1	1	3	7	0	0	0	0	15
02	Brown, Lorenzo	g	4-11	1-3	4-6	1	3	4	0	13	6	4	0	4	36
21	Williams, CJ	g	3-8	1-3	0-0	0	2	2	5	7	1	1	1	4	26
03	Johnson, Alex	g	2-4	2-4	1-2	1	0	1	2	7	3	3	0	1	29
05	Leslie, C.J.	g	7-9	0-0	6-10	2	3	5	2	20	3	0	2	27	
16	Raymond, Jagwan	q	0-0	0-0	0	1	0	0	0	0	0	0	0	1	
14	Vandenbergh, Jordan	q	1-1	0-0	0	0	3	3	2	3	0	0	0	0	18
Team			31-62	4-11	13-22	10	24	34	22	79	16	13	1	12	200
Totals			31-62	4-11	13-22	10	24	34	22	79	16	13	1	12	200
FG % 1st Half: 15.25 60.0%		2nd half: 11.67 43.2%		Game: 31.62 60.0%		3FG % 1st Half: 3.5 60.0%		2nd half: 1.6 16.7%		Game: 4.11 36.4%		Deatball		Rebounds	
FT % 1st Half: 12.18 66.7%		2nd half: 14.21 66.7%		Game: 13.22 59.1%											

Officials: Brian O'Connell, Jeff Clark, Bill McCarthy
Technical fouls: Vanderbilt=None, North Carolina State=None
Attendance: 12807
Score by periods: 1st 2nd Total
Vanderbilt 49 37 86
North Carolina State 45 34 79
Last FG - VANDY 2nd-01:22, ST 2nd-00:05
Largest lead - VANDY by 9, 2nd-01:11, ST by 2, 2nd-07:58
Score tied - 4 times
Lead changed - 9 times

Game 5 • Nov. 21, 2011

Vanderbilt..... 64
vs. Oregon State..... 62
East Rutherford, N.J. (Izod Center)

#	Player	Total		3-Pr		Rebounds		PF	TP	A	TO	Bk	Stl	Min	
		FG	FGA	FG	FGA	FT	FTA								Off
05	GOULBOURNE, Lance	f	4-9	1-2	0-0	1	8	9	3	9	2	6	0	2	31
44	TAYLOR, Jeffery	f	6-12	0-2	1-2	5	3	8	1	13	2	3	1	2	29
33	TCHIENGANG, Steve	c	2-2	1-1	4-4	1	4	5	3	9	1	1	0	0	24
01	TINSLEY, BRAD	g	4-6	1-3	0-0	0	2	2	1	9	2	3	0	1	29
23	JENKINS, John	q	5-13	4-7	0-0	0	3	3	0	14	0	3	0	0	38
02	JOHNSON, Kedren	q	1-3	0-1	0-0	0	0	0	1	2	2	1	0	0	9
11	FULLER, Kyle	g	0-0	0-0	0	0	1	1	0	0	0	0	0	0	3
24	PARKER, Dai-Jon	g	1-3	0-2	0-0	0	0	0	1	2	2	2	0	0	13
40	MOATS, Shelby	q	0-1	0-1	0-0	0	0	0	1	0	1	0	0	0	3
40	HENDERSON, Josh	q	1-2	0-0	0	0	1	0	1	3	2	0	0	0	4
45	ODOM, Rod	q	2-3	0-0	0-0	0	0	0	1	4	0	2	1	0	17
Team			26-55	7-19	5-6	11	22	33	15	64	12	22	2	5	200
Totals			26-55	7-19	5-6	11	22	33	15	64	12	22	2	5	200
FG % 1st Half: 12.30 40.0%		2nd half: 14.25 56.0%		Game: 26.55 47.3%		3FG % 1st Half: 3.0 30.0%		2nd half: 4.9 44.4%		Game: 7.19 36.8%		Deatball		Rebounds	
FT % 1st Half: 4.4 100.0%		2nd half: 1.2 50.0%		Game: 5.6 83.3%											

#	Player	Total		3-Pr		Rebounds		PF	TP	A	TO	Bk	Stl	Min	
		FG	FGA	FG	FGA	FT	FTA								Off
11	Burton, Joe	f	2-7	0-0	0-0	2	3	5	3	4	1	1	1	0	25
44	Collier, Devon	f	8-11	0-0	3-5	4	1	5	0	19	1	1	4	2	33
12	Brandt, Angus	c	1-3	0-2	0-0	0	1	1	2	1	1	1	1	1	24
01	Cunningham, Jared	g	3-9	0-2	3-5	1	2	3	3	9	3	7	0	7	37
03	Starks, Ahmad	g	6-20	2-9	2-2	0	4	4	2	16	5	2	0	4	36
00	McShane, Kevin	q	0-0	0-0	0-0	0	0	0	0	0	2	0	0	0	1
02	Barton, Challe	q	0-0	0-0	0-0	0	1	1	0	0	0	0	0	0	5
16	Morland, Eric	q	4-7	0-0	0-2	4	4	2	8	3	1	0	1	1	25
55	Nelson, Roberto	q	2-3	0-1	0-0	0	1	1	3	0	0	1	0	0	14
Team			26-60	2-14	8-14	13	18	31	12	62	14	17	6	15	200
Totals			26-60	2-14	8-14	13	18	31	12	62	14	17	6	15	200
FG % 1st Half: 13.29 44.8%		2nd half: 13.31 41.9%		Game: 26.60 43.3%		3FG % 1st Half: 2.9 22.2%		2nd half: 0.5 0.0%		Game: 2.14 14.3%		Deatball		Rebounds	
FT % 1st Half: 3.3 100.0%		2nd half: 5.11 45.9%		Game: 8.14 57.1%											

Officials: Jim Bur, Michael Stephens, Guy Piegans
Technical fouls: Vanderbilt=None, Oregon State=None
Attendance: 3294
Score by periods: 1st 2nd Total
Vanderbilt 31 33 64
Oregon State 27 35 62
Last FG - VANDY 2nd-00:05, OSU 2nd-00:33
Largest lead - VANDY by 9, 2nd-01:16, OSU by 10, 1st-13:40
Score tied - 9 times
Lead changed - 9 times

Game 6 • Nov. 25, 2011

Monmouth..... 73
at Vanderbilt..... 95
Nashville, Tenn. (Memorial Gym)

#	Player	Total		3-Pr		Rebounds		PF	TP	A	TO	Bk	Stl	Min	
		FG	FGA	FG	FGA	FT	FTA								Off
20	MYERS KEITT, Mike	f	2-2	1-1	0-0	0	2	2	0	5	0	1	0	0	15
32	WAITE, Ed	f	5-9	0-1	5-5	2	3	5	15	1	3	0	4	30	
01	NESMITH, Dion	g	4-9	0-3	0-0	0	1	1	5	8	2	1	0	0	25
02	STEELE, Jesse	g	8-17	4-7	3-3	0	3	3	2	26	5	4	0	0	35
13	NICHOLAS, Andrew	q	3-11	1-4	2-4	1	2	3	4	9	2	3	0	4	32
03	DILEO, Max	q	0-4	0-1	0-0	0	0	3	1	0	2	0	0	0	21
15	HARRIS, Mykel	q	0-0	0-0	0-0	0	0	0	0	0	0	0	0	0	4
23	TILLOTSON, Austin	g	3-5	2-2	3-4	0	0	0	4	11	2	5	0	2	33
24	JAMES, Daniel	q	0-1	0-0	1	2	0	2	0	0	1	0	0	0	5
Team			26-58	8-19	13-17	7	17	24	21	73	14	17	0	10	200
Totals			26-58	8-19	13-17	7	17	24	21	73	14	17	0	10	200
FG % 1st Half: 11.29 37.9%		2nd half: 15.29 51.7%		Game: 26.58 44.8%		3FG % 1st Half: 3.11 27.3%		2nd half: 5.8 62.5%		Game: 8.19 42.1%		Deatball		Rebounds	
FT % 1st Half: 2.4 50.0%		2nd half: 11.13 66.0%		Game: 13.17 76.5%											

#	Player	Total		3-Pr		Rebounds		PF	TP	A	TO	Bk	Stl	Min	
		FG	FGA	FG	FGA	FT	FTA								Off
05	GOULBOURNE, Lance	f	3-7	0-1	1-1	2	8	10	3	7	1	2	0	2	27
44	TAYLOR, Jeffery	f	6-13	0-3	4-8	1	1	2	1	1	1	0	1	25	
45	ODOM, Rod	f	1-1	1-1	1-2	1	2	3	4	0	0	0	0	1	17
01	TINSLEY, BRAD	g	3-4	2-3	8-8	0	1	1	3	16	3	0	1	27	
23	JENKINS, John	g	6-12	3-7	3-4	1	2	3	0	18	1	0	0	1	27
02	JOHNSON, Kedren	q	0-2	0-2	0-0	0	2	2	1	6	1	2	1	0	16
11	FULLER, Kyle	g	1-1	0-0	0-0	0	1	1	2	4	0	0	0	1	14
12	SMART, Jordan	q	1-1	0-0	0-0	0	0	0	1	2	0	0	0	0	1
14															

Game 7 • Nov. 28, 2011

Xavier 82
at Vanderbilt (OT) 70
Nashville, Tenn. (Memorial Gym)

#	Player	Total		3-Pr		Rebounds		PF	TP	A	TO	Bk	Stl	Min	
		FG	FGA	FT	FTA	Off	Def								
05	WELLS, Dezmine	1-4	0-1	5-6	3	3	6	3	7	0	3	0	0	22	
24	WALKER, Andre	3-11	0-0	0-0	4	10	14	1	6	1	1	0	0	40	
32	FREASE, Kenny	3-4	0-0	0-4	2	2	4	4	6	2	4	1	0	20	
10	LYONS, Mark	7-18	2-6	3-3	0	4	4	2	9	0	2	0	0	40	
02	HOLLOWAY, Tu	6-20	3-5	9-10	2	3	5	1	24	4	1	0	3	42	
09	DAVIS, Dee	0-2	0-1	0-0	1	2	1	0	1	0	1	0	1	8	
04	TAYLOR, Travis	4-7	0-0	3-4	5	2	7	2	11	0	0	1	0	25	
12	REDFORD, Brad	1-1	1-1	0-0	0	0	0	0	3	0	0	0	0	6	
25	MARTIN, Justin	2-4	0-1	0-0	1	3	4	2	4	0	2	1	0	13	
21	ROBINSON, Jeff	1-3	0-0	0-0	2	0	2	1	2	0	0	1	0	9	
Team				5		1		6							
Totals		28-74	6-15	20-27	29	29	54	17	82	8	15	4	8	225	

FG % 1st Half: 13-38 34.2% 2nd half: 12-30 40.0% OT: 3-6 50.0% Game: 28-74 37.8% Dealt/Rebounds
3FG % 1st Half: 0-0 0.0% 2nd half: 4-6 66.7% OT: 2-4 50.0% Game: 6-15 40.0%
FT % 1st Half: 3-6 50.0% 2nd half: 4-9 44.4% OT: 8-8 100.0% Game: 20-27 74.1%

#	Player	Total		3-Pr		Rebounds		PF	TP	A	TO	Bk	Stl	Min	
		FG	FGA	FT	FTA	Off	Def								
05	GOULBOURNE, Lance	8-17	1-4	1-2	2	5	7	2	18	1	2	2	1	39	
33	TCHINGANG, Steve	1-1	1-1	0-0	1	3	4	5	3	2	2	1	0	21	
44	TAYLOR, Jeffery	6-11	1-2	5-6	1	4	5	2	18	2	3	2	0	41	
01	TINSLEY, BRAD	9-29	4-0	0-0	0	2	2	0	4	7	4	0	2	32	
23	JENKINS, John	8-18	4-9	0-0	2	5	7	3	20	0	3	2	2	41	
02	JOHNSON, Kedren	0-2	0-1	2-2	0	2	2	1	2	3	1	0	1	9	
11	FULLER, Kyle	0-0	0-0	0-0	0	0	0	0	0	0	0	0	0	6	
24	PARKER, Dai-Jon	0-0	0-0	0-0	0	0	0	0	0	0	1	1	0	6	
46	HENDERSON, Josh	1-4	0-0	1-2	1	1	2	3	1	0	0	0	0	18	
45	ODOM, Rod	1-2	0-0	1-1	1	2	0	1	1	0	0	0	0	12	
Team				1		2		3							
Totals		27-64	7-22	9-12	9	24	33	20	70	16	18	7	7	225	

FG % 1st Half: 12-33 36.4% 2nd half: 13-23 56.5% OT: 2-8 25.0% Game: 27-64 42.2% Dealt/Rebounds
3FG % 1st Half: 3-10 30.0% 2nd half: 4-8 50.0% OT: 0-4 0.0% Game: 7-22 31.8%
FT % 1st Half: 7-10 70.0% 2nd half: 2-2 100.0% OT: 0-0 0.0% Game: 9-12 75.0%

Score by periods	1st		2nd		Total	
	pts	reb	pts	reb	pts	reb
Xavier	20	37	16	82		
Vanderbilt	34	32	4	70		

Last FG - XU 01:00.29, VANDY 01:39
Largest lead - XU by 12.00.29, VANDY by 10.26.17.07

NASHVILLE - The Xavier Musketeers have lots of experience. They also have experienced guards in senior Tu Holloway and junior Mark Lyons.

They sure know how to take over a game at the right time.

Holloway scored 10 of his 24 points in overtime after Lyons tied it up in the final seconds of regulation, and No. 11 Xavier rallied from 10 down to beat 20th-ranked Vanderbilt 82-70.

Xavier trailed by as much as 10. The Musketeers scored the final four points of regulation, including Lyons' short jumper with 6.5 seconds left to force overtime. Wells hit two free throws, and Holloway knocked down two 3-pointers to cap a 12-0 run ending with 2:27 remaining in overtime that put Xavier up 74-66.

John Jenkins led Vanderbilt with 20 points. Lance Goulbourne and Jeffery Taylor had 18 apiece. The Commodores went cold after Jenkins' 3 with 3:56 left put Vandy up 66-62. They didn't score again until Jenkins' jumper with 2:17 left in overtime, but coach Kevin Stallings was more disappointed in his Commodores turning the ball over 18 times.

"Turnovers are generally careless or selfish," Stallings said. "Neither of those has anything to do with the other team."

- Notes**
- ★ Vanderbilt played its first overtime game of the season against Xavier - VU played three in 2010-11, and was 0-3 in those games.
 - ★ The Commodores were outrebounded, 54-33, and outscored 15-9 in second-chance points.
 - ★ Xavier shot 37.8% from the floor, Vanderbilt's best defensive performance of the season.
 - ★ XU (20-27) shot 15 more free throws than Vanderbilt (9-12).
 - ★ Former four-year Vanderbilt player Andre Walker, now a graduate student at Xavier, had a career-high 14 rebounds.
 - ★ Jenkins (20), Goulbourne (18), and Taylor (18) were the only VU players in double figures - the next highest scorer was Brad Tinsley with four points.
 - ★ Tinsley had a season-high seven assists.
 - ★ Goulbourne's 18 points tied a career high.

Game 8 • Dec. 2, 2011

Vanderbilt 60
at Louisville (OT) 62
Louisville, Ky. (KFC Yum! Center)

#	Player	Total		3-Pr		Rebounds		PF	TP	A	TO	Bk	Stl	Min	
		FG	FGA	FT	FTA	Off	Def								
05	GOULBOURNE, Lance	2-4	0-1	7-12	2	6	8	3	11	0	1	1	1	41	
33	TCHINGANG, Steve	0-1	0-1	1-2	0	5	5	3	1	1	1	1	1	40	
44	TAYLOR, Jeffery	4-11	3-7	0-2	3	3	6	3	11	2	5	0	0	41	
01	TINSLEY, BRAD	2-9	2-4	2-4	0	3	3	1	8	5	4	0	0	40	
23	JENKINS, John	9-15	5-11	4-4	0	2	2	2	27	1	2	0	0	41	
02	JOHNSON, Kedren	0-0	0-0	0-0	0	1	1	0	0	0	3	0	0	8	
24	PARKER, Dai-Jon	0-1	0-1	0-0	0	1	0	0	0	1	0	0	0	4	
46	ODOM, Rod	1-3	0-1	0-0	1	2	2	2	2	0	0	0	1	10	
Team				2		3		5							
Totals		18-44	10-26	14-24	8	23	31	14	60	10	18	2	7	225	

FG % 1st Half: 9-25 36.0% 2nd half: 8-15 53.3% OT: 1-4 25.0% Game: 18-44 40.9% Dealt/Rebounds
3FG % 1st Half: 5-16 31.3% 2nd half: 4-8 50.0% OT: 1-2 50.0% Game: 10-26 38.5%
FT % 1st Half: 3-6 50.0% 2nd half: 4-10 40.0% OT: 7-8 87.5% Game: 14-24 58.3%

#	Player	Total		3-Pr		Rebounds		PF	TP	A	TO	Bk	Stl	Min	
		FG	FGA	FT	FTA	Off	Def								
14	KURIC, Kyle	6-11	3-7	0-0	1	4	5	4	15	0	7	0	1	43	
24	BEHANAN, Chane	6-12	1-2	3-3	4	8	10	4	14	0	1	1	2	29	
10	DIENG, Gorgui	3-5	0-0	1-2	3	5	8	1	7	3	2	2	1	38	
03	SMITH, Peyton	6-11	0-4	2-4	2	5	7	13	14	5	4	0	1	40	
05	SMITH, Chris	9	2-8	1-3	0-0	1	0	1	5	1	1	0	1	31	
01	NUÑEZ, Angel	0-1	0-1	0-0	0	0	0	0	0	0	0	0	0	23	
02	SMITH, Russ	1-7	0-1	0-0	0	0	0	5	2	4	0	0	0	24	
15	HENDERSON, Jared	0-0	0-0	0-0	0	0	0	0	0	0	0	0	0	2	
21	SWOPSHIRE, Tim	2-5	0-2	1-2	2	2	4	0	5	0	0	0	0	19	
Team				1		1		2							
Totals		25-60	10-20	7-11	14	23	37	18	62	13	16	3	7	225	

FG % 1st Half: 11-26 42.3% 2nd half: 10-28 35.7% OT: 4-6 66.7% Game: 25-60 41.7% Dealt/Rebounds
3FG % 1st Half: 3-9 33.3% 2nd half: 1-9 11.1% OT: 1-2 50.0% Game: 5-20 25.0%
FT % 1st Half: 0-1 0.0% 2nd half: 4-7 57.1% OT: 3-3 100.0% Game: 7-11 63.6%

Score by periods	1st		2nd		Total	
	pts	reb	pts	reb	pts	reb
Vanderbilt	26	24	10	60		
LOUISVILLE	25	12	62			

Last FG - VANDY 01:54.30, LOU 01:00.02
Largest lead - VANDY by 9.06.46, LOU by 4.16.16.27

LOUISVILLE - John Jenkins twice gave Vanderbilt leads late. The 20th-ranked Commodores found a way to lose them both.

Jenkins scored 27 points, but Peyton Siva drove through the middle of Vanderbilt's defense for a layup with 1.4 seconds left to rally No. 6 Louisville over the Commodores 62-60 in overtime.

Jenkins finished 9 of 15 from the field and 5 of 11 from 3-point range as the Commodores (5-3) took a nine-point lead midway through the second half and a five-point lead in overtime. They couldn't hold on to either.

Jenkins' jumper gave the Commodores a 43-34 lead, but Jeffery Taylor made a steal and missed a layup that would've pushed it to double digits.

Louisville answered with a 13-4 run that ended with Chane Behanan's steal and slam that tied it with 2:28 left. With the game tied again in the closing seconds, Siva wound the clock down near halfcourt, then drove into the lane around Taylor and found Behanan down low.

Behanan took the ball to the floor once to slice across the lane, but missed the shot off the backboard and rim and slumped down in frustration at failing to hit the winner.

Jenkins scored the first five points of overtime, but Louisville rallied again.

Behanan answered with a three-point play. After the two teams traded a pair of free throws, Kyle Kuric, who finished with 15 points, hit a 3-pointer that gave Louisville a 58-57 lead.

Brad Tinsley tied it with a free throw before Kuric hit a jumper that set up the final sequence when Jenkins hit two free throws and Siva easily passed Lance Goulbourne down the lane, hitting a finger-roll layup with 1.4 seconds left.

- Notes**
- ★ The loss was Vanderbilt's second consecutive overtime defeat after falling to Xavier earlier in the week in overtime, 82-70, and the fifth straight overtime loss dating back to the beginning of the 2010-11 campaign.
 - ★ John Jenkins led the Commodores with 27 points, his fourth 20-point game of the season and 24th of his career.

Game 9 • Dec. 7, 2011

Vanderbilt 87
at Davidson 83
Davidson, N.C. (Belk Arena)

#	Player	Total		3-Pr		Rebounds		PF	TP	A	TO	Bk	Stl	Min	
		FG	FGA	FT	FTA	Off	Def								
33	TCHINGANG, Steve	0-1	0-0	0-0	0	0	0	4	0	0	3	0	0	8	
44	TAYLOR, Jeffery	12-17	3-4	3-3	1	3	4	2	30	1	3	4	1	34	
01	TINSLEY, BRAD	3-9	1-2	1-2	1	4	5	2	8	1	1	0	0	31	
05	GOULBOURNE, Lance	1-7	0-1	1-2	3	4	7	3	3	1	2	0	0	23	
23	JENKINS, John	7-14	2-5	6-7	0	3	3	4	22	2	1	1	0	33	
02	JOHNSON, Kedren	1-2	1-1	2-2	0	2	2	0	5	3	2	0	1	15	
03	EZELI, Festus	4-7	0-0	7-10	4	2	6	5	15	0	0	2	0	21	
24	PARKER, Dai-Jon	0-0	0-0	0-0	0	0	0	0	1	0	0	0	0	7	
24	MOKTS, Shelby	0-0	0-0	0-0	0	0	0	0	1	0	0	0	0	2	
46	HENDERSON, Josh	0-0	0-0	0-0	0	0	0	0	0	0	0	0	0	1	
45	ODOM, Rod	2-5	0-0	3-4	4	4	4	0	3	1	4	2	1	25	
Team				2		5		7							
Totals		30-62	7-15	20-26	14	24	38	27	87	8	15	6	4	200	

FG % 1st Half: 15-29 51.7% 2nd half: 15-33 45.5% Game: 30-62 48.4% Dealt/Rebounds
3FG % 1st Half: 5-9 55.6% 2nd half: 2-6 33.3% Game: 7-15 46.7%
FT % 1st Half: 5-9 55.6% 2nd half: 15-17 88.2% Game: 20-26 76.9%

#	Player	Total		3-Pr		Rebounds		PF	TP	A	TO	Bk	Stl	Min
		FG	FGA	FT	FTA	Off	Def							
15	COHEN, Jake	4-13	0-5	10-11										

Game 10 • Dec. 17, 2011

Indiana State 61
at Vanderbilt 55
Nashville, Tenn. (Memorial Gym)

Indiana State 61 • 8-2															
#	Player	Total	3-Ptr	Rebounds	Off	Def	TP	PF	TP	A	To	Bk	Stl	Min	
		FG-FGA	FG-FGA	FT-FTA											
15	RICHARD, Carl	f	4-6	3-4	0-0	1	4	5	1	11	1	0	0	1	34
24	WALKER, Myles	c	1-10	0-0	1-2	1	4	5	2	3	1	1	1	25	
13	ODUM, Jake	g	3-9	0-2	4-6	0	8	8	2	10	7	6	0	32	
24	PRINTY, Jordan	g	4-7	3-5	0-0	0	5	5	0	13	1	0	0	3	28
21	MCWHORTER, Steve	g	2-4	0-1	2-2	0	0	0	0	6	2	2	0	1	29
02	EITEL, Lucas	g	0-0	0-0	0-0	0	1	1	2	0	0	1	0	5	
05	GANT, Justin	g	0-3	0-1	0-0	0	0	0	0	1	0	0	0	4	
20	LATHAN, Dwayne	g	2-4	0-1	0-0	0	2	2	1	6	1	4	0	23	
31	MAHURIN, RJ	g	5-8	4-7	0-0	2	0	2	3	14	1	0	0	20	
	Team					0	1	1							
	Totals		22-51	10-21	7-10	4	25	29	14	61	14	15	1	8	200

FG % 1st Half: 10-28 35.7% 2nd half: 12-23 52.2% Game: 22-51 43.1%
3FG % 1st Half: 6-13 46.2% 2nd half: 4-8 50.0% Game: 10-21 47.6%
FT % 1st Half: 2-4 50.0% 2nd half: 5-6 83.3% Game: 7-10 70.0%

Vanderbilt 55 • 6-4															
#	Player	Total	3-Ptr	Rebounds	Off	Def	TP	PF	TP	A	To	Bk	Stl	Min	
		FG-FGA	FG-FGA	FT-FTA											
44	TAYLOR, Jeffery	f	8-15	3-6	2-4	2	4	6	2	21	2	2	0	2	34
45	ODUM, Rod	f	0-2	0-0	0-0	0	1	1	0	0	0	0	0	16	
03	EZELL, Festus	c	2-6	0-0	0-0	0	4	4	0	0	4	1	0	22	
01	TINSLEY, BRAD	g	5-8	2-4	0-0	0	6	6	0	12	3	1	2	35	
23	JENKINS, John	g	3-10	1-6	4-5	2	2	4	4	11	2	0	0	30	
02	JOHNSON, Kadren	g	0-2	0-1	1-2	0	1	1	0	1	2	0	0	8	
05	GOULBOURNE, Lance	g	1-3	0-1	2-3	2	4	6	3	4	0	2	0	23	
24	PARKER, Dai-Jon	g	0-1	0-1	0-0	0	0	0	0	1	0	0	0	15	
23	TCHENGANG, Steve	g	0-3	0-1	2-4	1	2	3	1	2	2	3	1	17	
	Team					0	3	3							
	Totals		19-50	6-22	11-18	7	27	34	10	55	9	15	4	200	

FG % 1st Half: 10-24 41.7% 2nd half: 9-26 34.6% Game: 19-50 38.0%
3FG % 1st Half: 3-12 25.0% 2nd half: 3-10 30.0% Game: 6-22 27.3%
FT % 1st Half: 5-7 71.4% 2nd half: 6-11 54.5% Game: 11-18 61.1%

Officials: Doug Shows, Lee Cassell, Chuck Jones
Attendance: 13310

Score by periods	1st	2nd	Total
Indiana State	28	33	61
Vanderbilt	20	27	55

Last FG - INDSY 2nd-00:16, VANDY 2nd-00:52
Largest lead - INDSY 12-18:11, VANDY by 2-05:31.

NASHVILLE - Indiana State studied how Cleveland State guarded John Jenkins back in November. Then coach Greg Lansing put Steve McWhorter on Vanderbilt's best player, as he usually does with any opponent.

McWhorter held the Southeastern Conference's top scorer to a season-low 11 points and the sophomore guard hit two free throws with 3:32 left to put Indiana State ahead for good as the Sycamores upset No. 25 Vanderbilt 61-55 for their first win over a ranked team since 2006.

Indiana State (8-2) earned its fifth win in 12 games against SEC teams and first since beating Vanderbilt on Dec. 22, 1984, in Terre Haute. The Sycamores are off to their best start since opening 8-1 in 2005-06, and Lansing called this a big win for his program.

RJ Mahurin had a career-high 14 points off the bench, and Carl Richard and Jordan Printy each finished with 11. Jake Odum added 10 for the Sycamores, whose last win over a ranked team came on their own court against No. 14 Butler on Dec. 12, 2006.

Vanderbilt (6-4) lost its third non-conference game at home this season, with Cleveland State being the first. That's the most since the 1977-78 season.

Looking rusty, Vanderbilt fell behind by 12 early. The Commodores scored only once after Lance Goulbourne's three-point play with 6:32 left, and Jeffery Taylor's layup with 53.2 seconds remaining just wasn't enough.

Taylor finished with 21 points and Brad Tinsley had 12. Taylor had no answer for why the Commodores couldn't hold onto the lead.

"We're going to have to figure it out. It can't keep going like this," he said. "We're a much better team than we're playing right now."

- Notes**
- ★ The Commodores dropped their third home non-conference game of the season.
 - ★ Vanderbilt was outscored 16-2 in the last 6:31 of the game.
 - ★ Vanderbilt shot 38.0% from the field. VU is 0-2 this season when shooting less than 40%. They also shot 27.3% in 3FG to Indiana State's 47.6%. The Commodores are 0-2 when shooting less than 30% from 3's

Game 11 • Dec. 19, 2011

Longwood 71
at Vanderbilt 99
Nashville, Tenn. (Memorial Gym)

Longwood 71 • 4-7															
#	Player	Total	3-Ptr	Rebounds	Off	Def	TP	PF	TP	A	To	Bk	Stl	Min	
		FG-FGA	FG-FGA	FT-FTA											
33	van der Kooij, Jan	f	3-7	0-3	0-0	0	3	3	1	6	1	2	0	0	25
04	Carter, Andrew	c	9-17	2-3	0-0	2	8	10	4	20	0	4	0	31	
01	Bowman, Jeremiah	g	3-6	1-1	4-4	0	0	0	3	11	5	5	0	34	
02	Washington, Martiz	g	1-7	0-3	0-0	1	2	3	0	2	3	2	0	26	
12	Carey, Tristan	g	7-10	6-8	3-0	0	4	4	20	2	1	1	1	30	
03	Taylor, Anthony	g	1-3	0-0	0-0	1	1	2	2	0	0	1	0	6	
10	Shockley, Stephen	g	0-0	0-0	0-0	0	0	0	0	0	0	0	0	1	
13	Robinson, David	g	1-4	0-1	5-6	1	2	3	2	7	2	0	0	21	
11	Parker, Mark	g	1-2	1-1	0-0	1	0	1	1	3	0	2	0	9	
44	Havenstein, Jeff	g	0-3	0-0	0-0	0	1	1	0	1	2	1	0	17	
	Team					2	3	5							
	Totals		26-59	10-20	9-10	9	29	32	18	71	14	19	2	200	

FG % 1st Half: 11-28 39.3% 2nd half: 15-31 48.4% Game: 26-59 44.1%
3FG % 1st Half: 6-13 46.2% 2nd half: 4-7 57.1% Game: 10-20 50.0%
FT % 1st Half: 5-6 83.3% 2nd half: 4-4 100.0% Game: 9-10 90.0%

Vanderbilt 99 • 7-4															
#	Player	Total	3-Ptr	Rebounds	Off	Def	TP	PF	TP	A	To	Bk	Stl	Min	
		FG-FGA	FG-FGA	FT-FTA											
05	GOULBOURNE, Lance	f	7-10	1-2	0-0	3	7	10	1	15	2	0	2	1	29
23	TCHENGANG, Steve	f	3-7	0-1	1-2	1	3	4	2	7	0	0	0	1	25
44	TAYLOR, Jeffery	f	12-14	2-3	3-5	3	2	5	0	29	0	1	0	23	
01	TINSLEY, BRAD	g	3-6	3-5	3-3	1	2	3	1	12	3	2	0	26	
23	JENKINS, John	g	6-14	3-9	4-5	0	0	0	3	19	2	0	2	29	
02	JOHNSON, Kadren	g	2-5	1-3	1-1	0	0	0	6	2	2	0	1	10	
11	FULLER, Kyle	g	1-5	0-2	3-5	0	2	2	0	5	1	0	0	9	
12	SMART, Jordan	g	1-1	1-1	0-0	0	1	1	1	3	0	0	0	4	
14	NOLL, Aaron	g	0-1	0-0	0-0	1	0	0	0	0	0	0	0	1	
24	PARKER, Dai-Jon	g	0-4	0-1	0-0	0	0	0	0	0	0	0	0	15	
34	MOATS, Shelby	g	0-1	0-1	0-0	0	0	0	0	1	0	0	0	5	
35	SIKAMAT, James	g	0-0	0-0	0-0	0	0	0	0	0	0	0	0	5	
45	ODUM, Rod	g	1-3	1-2	0-0	2	2	4	2	3	4	0	1	19	
	Team					2	5	7							
	Totals		36-71	12-29	15-21	13	25	38	10	99	13	10	2	200	

FG % 1st Half: 20-38 52.6% 2nd half: 16-33 48.5% Game: 36-71 50.7%
3FG % 1st Half: 7-14 50.0% 2nd half: 5-15 33.3% Game: 12-29 41.4%
FT % 1st Half: 5-6 83.3% 2nd half: 10-15 66.7% Game: 15-21 71.4%

Officials: Gary Maxwell, Mike Kitz, Mike Roberts
Technical fouls: Longwood-None, Vanderbilt-None.
Attendance: 12888

Score by periods	1st	2nd	Total
Longwood	33	38	71
Vanderbilt	52	47	99

Last FG - LU 2nd-01:40, VANDY 2nd-00:59
Largest lead - LU by 1-18:10, VANDY by 28-00:59

NASHVILLE - Jeffery Taylor scored 18 of his 29 points in the first half, and the Vanderbilt Commodores rebounded hours after dropping out of the Top 25 rankings by beating Longwood 99-71.

The Commodores (7-4) fell out of the 25th spot nationally after starting a three-game homestand by losing to Indiana State. That was their first game in 10 days due to exams so spread out that coach Kevin Stallings had trouble holding scheduled practices or having all Commodores on hand.

They needed the chance to just play, and they got that against a team that just finished moving up to Division I in 2007. John Jenkins scored 19 points for Vanderbilt. Lance Goulbourne added 15 and Brad Tinsley 12. Nine Commodores scored at least three points.

Antwan Carter and Tristan Carey each scored 20 points to lead Longwood (4-7). Jeremiah Bowman added 11.

The Lancers led only once on a 3-pointer by Bowman. Jenkins hit a jumper, starting an 11-2 run by Vanderbilt that put the Commodores in control for the rest of the game. Vandy hit four of its first five 3s and finished 12 of 29 beyond the arc.

- Notes**
- ★ Vanderbilt scored a season-high 99 points vs. Longwood. This is the second game of the season where the Commodores have scored 95 points. The previous game of at least 95 points--against Monmouth (11/25/11).
 - ★ The Commodores won by 28 points, their largest margin of victory for the season. Prior to the win, 22 points was the team's largest margin of victory (against Monmouth, 11/25/11).
 - ★ The 12-3's made was the most by VU this season.
 - ★ The Commodores tied a season-high with 11 steals.
 - ★ Taylor led the team in scoring with 29 points, his third consecutive 20+-point game.
 - ★ Taylor ended one point shy of his career high, set against Davidson on 12/7/11. (30pts).
 - ★ Jenkins had his 42nd consecutive game of double-digit scoring with 19 points. Jenkins was 3-9 from three, his seventh game this season with three or more threes.

Game 12 • Dec. 21, 2011

Lafayette 58
at Vanderbilt 89
Nashville, Tenn. (Memorial Gym)

Longwood 71 • 4-7															
#	Player	Total	3-Ptr	Rebounds	Off	Def	TP	PF	TP	A	To	Bk	Stl	Min	
		FG-FGA	FG-FGA	FT-FTA											
33	van der Kooij, Jan	f	3-7	0-3	0-0	0	3	3	1	6	1	2	0	0	25
04	Carter, Andrew	c	9-17	2-3	0-0	2	8	10	4	20	0	4	0	31	
01	Bowman, Jeremiah	g	3-6	1-1	4-4	0	0	0	3	11	5	5	0	34	
02	Washington, Martiz	g	1-7	0-3	0-0	1	2	3	0	2	3	2	0	26	
12	Carey, Tristan	g	7-10	6-8	3-0	0	4	4	20	2	1	1	1	30	
03	Taylor, Anthony	g	1-3	0-0	0-0	1	1	2	2	0	0	1	0	6	
10	Shockley, Stephen	g	0-0	0-0	0-0	0	0	0	0	0	0	0	0	1	
13	Robinson, David	g	1-4	0-1	5-6	1	2	3	2	7	2	0	0	21	
11	Parker, Mark	g	1-2	1-1	0-0	1	0	1	1	3	0	2	0	9	
44	Havenstein, Jeff	g	0-3	0-0	0-0	0	1	1	0	1	2	1	0	17	
	Team					2	3	5							
	Totals		26-59	10-20	9-10	9	29	32	18	71	14	19	2</		

THE LAST TIME...

VANDERBILT

INDIVIDUALS

Scoring:

Scored 25 points – Jeffery Taylor (29), vs. Longwood, 12/19/11

Scored 30 points – Jeffery Taylor (30), at Davidson, 12/7/2011

Scored 35 points – Billy McCaffrey (35), vs. Georgia, 2/24/1993

Scored 40 points – Shan Foster (42) vs. Mississippi State, 3/5/2008

Two Players Had 20 Points –

Jeffery Taylor (30) and John Jenkins (22) at Davidson, 12/7/2011

Three Players Had 20 Points – Derrick Byars (28), Shan Foster (21) and Ross Neltner (20) vs. Toledo, 12/2/2006

Scored 20 Points in Two Straight Games

– Jeffery Taylor vs. Indiana State (21), 12/17/11, vs. Longwood (29), 12/19/11

Scored 20 Points in Three Straight Games –

Jeffery Taylor at Davidson (30), 12/7/11, vs. Indiana State (21), 12/17/11, vs. Longwood (29), 12/19/11

Scored 20 Points in Four Straight Games –

John Jenkins vs. Monmouth (25), 11/25/11, vs. Xavier (20), 11/28/11, at Louisville (27), 12/2/2011, at Davidson (22), 12/7/2011

Scored 20 Points in Five Straight Games –

Shan Foster vs. Georgia (29), 2/23/2008; vs. Tennessee (32), 2/26/2008; at Arkansas (22), 3/1/2008; vs. Mississippi State (42), 3/5/2008; at Alabama (21), 3/8/2008

Scored 20 Points in Six Straight Games –

Shan Foster vs. Georgia (29), 2/23/2008; vs. Tennessee (32), 2/26/2008; at Arkansas (22), 3/1/2008; vs. Mississippi State (42), 3/5/2008; at Alabama (21), 3/8/2008; vs. Auburn (26), 3/13/2008

Five Players Scored in Double Figures –

John Jenkins (18), Jeffery Taylor (16), Brad Tinsley (16), Dai-Jon Parker (10), and Josh Henderson (10) vs. Monmouth, 11/25/11

Six Players Scored in Double Figures –

Jeffery Taylor (16), George Drake (14), Jermaine Beal (12), Festus Ezeli (11), Brad Tinsley (11), and A.J. Ogilvy (10) vs. Central Arkansas, 11/26/2008

Four Players with 15 or more points –

Jeffery Taylor (20), John Jenkins (17), Brad Tinsley (16), Lance Goulbourne (16), Festus Ezeli (15) at LSU, 2/26/2011

Double-Doubles:

Double-Double – Lance Goulbourne (15 points, 10 rebounds) vs. Longwood, 12/19/11
20-10 game – Jeffery Taylor (21 points, 11 rebounds) vs. LSU, 3/10/11

30-10 game – A.J. Ogilvy (33 points, 10 rebounds) vs. Oregon, 11/11/2011

Back-to-back 20-10 games – Matt Freije vs. South Carolina (26 points, 11 rebounds)

1/28/04; vs. Kentucky (20 points, 11 rebounds) 1/31/04

Double-Double in Points and Rebounds – Lance Goulbourne (15 points, 10 rebounds) vs. Longwood, 12/19/11

Double-Double in Points and Assists – Brad Tinsley (11 points, 10 assists) vs. Presbyterian, 11/12/2010

Double-Double in Points and Blocks – Never
Double-Double in Points and Steals – Never

Double-Double in Two Consecutive games – Lance Goulbourne vs. Ole Miss (14 points, 16 rebounds) 1/19/2011, vs. St. Mary's (15 points, 10 rebounds) 1/22/2011

Double-Double in three consecutive games – Dan Langhi vs. Notre Dame (33 points, 10 rebounds) 11/21/1998; vs. Morehead State (18 points, 10 rebounds) 11/24/1998; vs. Ohio State (14 points, 17 rebounds) 11/28/1998

Two players record double-double –

A.J. Ogilvy (12 points, 10 rebounds), Jeffery Taylor (16 points, 10 rebounds) vs. Arkansas, 3/8/2009

Triple-Doubles:

Triple-Double – Brad Tinsley (11 points, 10 rebounds, 10 assists) vs. Presbyterian, 11/12/2010

Field Goals:

Made 10 FG in a game – John Jenkins (10) vs N.C. State, 11/19/2011

Made 11 FG in a game – John Jenkins (11) vs. Kentucky, 2/12/2011

Made 12 FG in a game – Jeffery Taylor (12) vs. Longwood, 12/19/2011

Made 16 FG in a game – Shan Foster (16) vs. Mississippi State, 3/5/2008

Attempted 15 FG in a game – John Jenkins (15) at Louisville, 12/2/2011

Attempted 16 FG in a game – John Jenkins (16) vs N.C. State, 11/19/2011

Attempted 17 FG in a game – Jeffery Taylor (17) at Davidson, 12/7/2011

Attempted 18 FG in a game – John Jenkins (18) vs. Xavier, 11/28/2011

Attempted 19 FG in a game – John Jenkins (19) vs. Oregon, 11/11/2011

Attempted 20 FG in a game – John Jenkins (21) vs. Marquette, 12/29/2010

Three-Pointers:

Made 5 3-pointers in a game – John Jenkins (5) at Louisville, 12/2/2011

Made 6 3-pointers in a game – John Jenkins (6) vs. Kentucky, 2/12/2011

Made 7 3-pointers in a game – John Jenkins (7) vs. Lafayette, 12/21/2011

Made 8 3-pointers in a game – Shan Foster (8) vs. UMass, 1/5/2008

Made 9 3-pointers in a game – Shan Foster (9) vs. Mississippi State, 3/5/2008

Attempted 10 3-pointers in a game – John Jenkins (11) at Louisville, 12/2/2011

Attempted 15 3-pointers in a game – John Jenkins (16) vs. Oregon, 11/11/2011

Free Throws:

Made 8 FT in a game – Jeffery Taylor (8) vs. LSU, 3/10/2011

Made 9 FT in a game – John Jenkins (9) vs. Alabama, 2/10/2011

Made 10 FT in a game – John Jenkins (10) vs. Arkansas, 1/29/2011

Made 12 FT in a game – Jeffery Taylor (12) vs. Tennessee, 2/9/2010

Made 13 FT in a game – A.J. Ogilvy (13) vs. DePaul, 12/5/2009

Made 18 FT in a game – Matt Freije (18) vs. Indiana, 11/24/2003

Attempted 12 FT in a game – Lance Goulbourne (12) at Louisville, 12/2/2011

Attempted 14 FT in a game – Festus Ezeli (14) vs. Belmont, 12/4/2010

Attempted 15 FT in a game – A.J. Ogilvy (15) vs. DePaul, 12/5/09

Rebounds:

10 Rebounds in a game – Lance Goulbourne (10) vs Longwood, 12/19/11

15 Rebounds in a game – Lance Goulbourne (17) at LSU, 2/26/2011

10+ Rebounds in Three Consecutive Games – Lance Goulbourne (16) vs. Ole Miss, 1/19/2011; (10) vs. St. Mary's, 1/22/2011; (12) at Miss. State, 1/27/2011

Assists:

8 Assists – Brad Tinsley (8) vs. Marquette, 12/29/2010

9 Assists – Brad Tinsley (9) at Kentucky, 3/1/2011

10 Assists – Brad Tinsley (10), vs. Lafayette, 12/21/2011

11 Assists – Mario Moore (13) vs. Arkansas, 2/19/2005

12 Assists – Mario Moore (13) vs. Arkansas, 2/19/2005

13 Assists – Mario Moore (13) vs. Arkansas, 2/19/2005

14 Assists – Billy McCaffrey (14) vs. Kentucky, 1/13/1993

5+ Assists in Four Consecutive Games

– Jermaine Beal (6) vs. South Carolina, 1/9/2008; at Kentucky (5), 1/12/2008; at Tennessee (5), 1/17/2008; vs. LSU (9), 1/19/2008

8+ Assists in Two Consecutive Games – Atiba Prater (9) at Georgia, 2/2/2000; (9) vs. Boston College, 2/6/2000

Blocks:

4 Blocked Shots – Festus Ezeli (4), vs. Florida, 3/6/2011

5 Blocked Shots – Festus Ezeli (5) at Auburn, 2/19/2010

6 Blocked Shots – Festus Ezeli (6) at LSU, 2/26/2011

7 Blocked Shots – Festus Ezeli (7) at Georgia, 2/16/11

Steals:

4 Steals – Jeffery Taylor (4) at Louisville, 12/2/2011

5 Steals – Jeffery Taylor (5) vs. Oregon, (11/11/2011)

6 Steals – Dan Cage (6) vs. Furman, 11/28/2006

7 Steals – James Strong (8) vs. Morehead

State, 11/24/1998

8 Steals – James Strong (8) vs. Morehead State, 11/24/1998

Minutes:

Played every minute – Jermaine Beal (40), vs. Alabama (2/5/2009)

Played over 40 minutes – John Jenkins (42) at Florida, 2/1/2011

All 5 starters played 40 minutes – Steve Tchiengang (40), Brad Tinsley (40), Lance Goulbourne (41), Jeffery Taylor (41), and John Jenkins (41), at Louisville, 12/2/2011

Fouls:

Technical Foul – Team vs. LSU, 3/10/2011

Fouled Out – Festus Ezeli at Davidson, 12/7/2011

Two Players Fouled Out – Steve Tchiengang and Festus Ezeli vs. Tennessee, 2/22/2011

Three Players Fouled Out – Festus Ezeli, Steve Tchiengang, Jeffery Taylor at Florida, 2/1/2011

TEAM

Started the game with Opponent Technical Foul – Furman bench, 12/22/2008

Scored 95 or more points – 99 vs. Longwood 12/19/11 (W, 99-71)

Scored 100 or more points – 102 vs. UPR-Mayaguez 12/19/2006 (W, 102-59)

Scored 100 or more points (SEC game) – 101 vs. Georgia 3/1/2000 (W, 101-89)

Scored 110 or more points – 113 vs. Alabama A&M 12/30/1998 (W, 113-71)

Scored 110 or more points (SEC game) – 111 vs. Alabama 2/21/1972 (W, 111-91)

Scored 120 or more points – 130 vs. Ole Miss 12/22/1970 (W, 130-112)

Scored 120 or more points (SEC game) – 130 vs. Ole Miss 12/22/1970 (W, 130-112)

Scored 130 or more points – 130 vs. Ole Miss 12/22/1970 (W, 130-112)

Scored Less than 50 points – 44 vs. Kentucky, 3/5/2003 (L, 44-106)

Scored 20 or less points in half – 18 at Tennessee, 2/14/2009

Scored 90+ points in three consecutive games – 95 vs. Bradley, 11/24/2007 (W, 95-86); 91 vs. South Alabama, 11/29/2007 (W, 91-88); vs. Georgia Tech, 12/1/2007 (W, 92-79)

Allowed 90 or more points – 94, Florida, 1/25/2009 (L, 69-94)

Allowed 100 or more points – 106, Kentucky, 3/5/2003 (L, 44-106)

Allowed Less than 50 points – 49, Nebraska, 11/18/2010 (W, 59-49)

Allowed 40 or Less points – 40, Georgia, 1/14/2009 (W, 50-40)

Shot 60% or better – .611 at South Carolina, 1/16/2010 (W, 89-79)

Shot over 67% FG – .679 vs. TSU, 12/19/2009 (W, 84-71)

Shot 50% or better – .583 vs. Lafayette, 12/21/2011 (W, 89-58)

Shot lower than 30% – .275 vs. Cincinnati 11/23/2009 (L, 67-58)

Allowed 60% shooting – .612 at Florida, 2/21/2009 (L, 68-82)

Scored 100 points in two

THE LAST TIME...

consecutive games – 111 vs. North Alabama 12/20/1980 (W, 111-79) and 111 vs. Memphis 12/23/1980 (W, 111-96)
Scored 100 points in three consecutive games – Never
Scored 100 points in Consecutive SEC games – 104 vs. LSU 2/19/1972 (W, 104-83) and 111 vs. Alabama 2/21/1972 (W, 111-91)
Won game by 70 points or more – 71 vs. Union (Tenn.) (W, 95-24), 1911-12
Won game by 60 points or more – 71 vs. Union (Tenn.) (W, 95-24), 1911-12
Won game by 50 points or more – 51 vs. Army (W, 92-41) 11/14/1998
Game decided by one point – vs. Marquette, 12/29/2010 (W, 77-76)
Two consecutive games decided by one point – at South Carolina (L, 70-71) 1/7/1998 and Tennessee (W, 80-79) 1/10/1998
Three consecutive games decided by one point – Never
Shot 90% or Better from Free Throw Line – 90.9% vs. Mississippi State (20-22) 3/11/2011
Shot less than 50% from Free Throw Line – .333 vs. Chaminade (1-of-3) 11/24/2009
Shot less than 20% from 3PT – .182 (2-of-11) at Kentucky, 3/1/2011
Attempted 30 FT – 33 (21-33) vs. N.C. State, 11/19/2011
Attempted 40 FT – 45 (35-45) vs. Belmont, 12/4/2010
Attempted five or less FT – 3 vs. Chaminade, 11/24/2009
Made 20 FT – 20 at Davidson, 12/7/2011
Made 30 FT – 35 vs. Belmont, 12/5/2010
Made 15 3FG – 15 vs. Lafayette, 12/21/2011
Won an Overtime Game – vs. Georgia, 2/25/2010 (W, 96-94)
Lost by 25 or More Points – vs. Florida, 1/25/2009 (L, 69-94)
Lost an Overtime Game - at Louisville, 12/2/2011 (L, 62-60)
Played Two Overtimes – at Kentucky, 1/12/2008 (L, 79-73)
Played Three Overtimes – at Ole Miss 2/17/1982 (L, 51-48)
Played Four Overtimes – at Ole Miss 2/17/1982 (L, 51-48)
Played consecutive games that went to overtime – vs. Xavier 11/28/2011 (L, 82-70) and at Louisville, 12/2/2011 (L, 62-60)
Had 20 Turnovers – 22 vs. Oregon State, 11/19/2011
Had fewer than 10 Turnovers in two straight games – vs. Mississippi State (5) 3/1/2011, vs. Florida (6) 3/12/2011

OPPONENT - INDIVIDUALS

Scoring:
Scored 25 points – Jesse Steele (25) vs. Monmouth, 11/25/2011
Scored 30 points – Casey Mitchell (31) vs. West Virginia, 11/19/2010
Scored 35 points – Rotnei Clarke, (36) 1/29/2011
Scored 40 points – Morris Almond (44), Rice, 1/3/2007
Two Players Had 20 Points -- Terrence Jones (25) and Brandon Knight (20) vs. Kentucky, 2/12/2011
Five Players Scored in Double Figures Kenny Boynton (17), Erving Walker (16), Vernon Macklin (13), Chandler Parsons (13),

Alex Tyus (13) vs. Florida, 3/5/2011
Six Players Scored in Double Figures – Bam Doyno (22), Dwayne Curtis (12), Todd Abernethy (11), Clarence Sanders (11), Polynice (10) and Williams (10), vs. Ole Miss, 1/27/2007
Four Players with 15 or more points – Erik Daniels (20), Marquis Estill (17), Kelenna Azubuike (16) and Gerald Fitch (15) vs. Kentucky, 3/5/2003

Double-Doubles:
Double-Double – Antwan Carter (20 points, 10 rebounds) vs. Longwood, 12/19/2011
Triple-Double – Sam Muldrow (16 points, 14 rebounds and 10 blocks) at South Carolina, 1/8/2010
20-10 game – Antwan Carter (20 points, 10 rebounds) vs. Longwood, 12/19/2011
30-10 game – Morris Almond (44 points, 12 rebounds) at Rice, 1/3/2007

Double-Double in Points and Rebounds – Antwan Carter (20 points, 10 rebounds) vs. Longwood, 12/19/2011
Double-Double in Points and Assists – Nick Calathes (15 points, 10 assists) at Florida, 1/27/2008
Two players record double-doubles – Yancy Gates (16 points, 10 rebounds), Dion Dixon (12 points, 10 rebounds) vs. Cincinnati, 11/23/2009

Field Goals:
Made 10 FG in a game – Kevin Anderson (25) vs. Richmond, 3/17/2011
Made 11 FG in a game – Omar Samhan (11) at St. Mary's, 11/20/2009
Made 12 FG in a game – Storm Warren, (12) at LSU, 2/26/2011
Made 13 FG in a game - Lester Hudson (13) vs. Tennessee-Martin, 12/29/2007

Attempted 15 FG in a game – Rob Jones (15), Matthew Dellavedova (15) vs. St. Mary's, 1/22/2011
Attempted 16 FG in a game – Kenny Boynton (16) vs. Florida, 3/12/2011
Attempted 17 FG in a game – Antwan Carter vs. Longwood, 12/19/2011
Attempted 18 FG in a game – Mark Lyons (18) vs. Xavier, 11/28/2011
Attempted 19 FG in a game – Marcus Denmon (19) at Missouri, 12/8/2010
Attempted 20 FG in a game – Tu Holloway (20) vs. Xavier, 11/28/2011
Attempted 25 FG in a game - Courtney Fortson (27) vs. Arkansas, 3/8/2009

Three-Pointers:
Made 5 3-pointers in a game – Kenny Boynton (5) vs. Florida (3/11/2010)
Made 6 3-pointers in a game – Tristan Carey vs. Longwood, 12/19/2011
Made 7 3-pointers in a game – Chandler Parsons (7) vs. Florida, 1/25/2009
Made 8 3-pointers in a game – Josh Mayo (8) vs. Illinois-Chicago, 12/3/2008
Attempted 10 3-pointers in a game – Andre Stringer (10) at LSU, 2/26/2011

Free Throws:
Made 8 FT in a game – Lucas Hargrove (8) vs. Auburn, 1/23/2010
Made 9 FT in a game – Tu Holloway (9), vs. Xavier, 11/28/2011
Made 10 FT in a game – Jake Cohen (10) at Davidson, 12/7/2011
Made 11 FT in a game – Iman Shumpert (11) at Georgia Tech, 12/6/2008
Made 17 FT in a game – Morris Almond (17) at Rice, 1/3/2007

Attempted 10 FT in a game – Jake Cohen (11) at Davidson, 12/7/2011
Attempted 13 FT in a game - DeMarcus Cousins (13) at Kentucky, 1/30/2010
Attempted 14 FT in a game - Brandon Moore (14) vs. Mercer, 12/21/2009
Attempted 15 FT in a game – Morris Almond (19) at Rice, 1/3/2007

Rebounds:
10 Rebounds in a game – Antwan Carter vs. Longwood, 12/19/2011
15 Rebounds in a game – Wayne Chism (16) at Tennessee, 1/27/2010
18 Rebounds in a game – Daniel Northern (18) vs. Tennessee Tech, 12/20/2008
19 Rebounds in a game – Omar Samhan (19) at St. Mary's, 11/20/2009
20 Rebounds in a game – Roy Rogers (20) at Alabama, 1/3/1996

Assists
8 Assists – Johnathan Loyd (10) vs. Oregon, 11/11/2011
9 Assists – John Wall (9) at Kentucky, 1/30/2010
10 Assists – Nick Calathes (10) at Florida, 1/27/2008
11 Assists – Dee Bost (11) vs. Mississippi State, 3/11/2011
12 Assists – G.G. Smith (12) vs. Georgia, 2/3/1999

Blocks:
4 Blocked Shots – Devon Collier (4), vs. Oregon State, 11/21/2011
5 Blocked Shots – Wayne Chism (5) at Tennessee, 1/27/2010
6 Blocked Shots – Jarvis Varnado (6) vs. Mississippi State, 3/13/2010
8 Blocked Shots – Jarvis Varnado (9) vs. Mississippi State, 2/3/2010
10 Blocked Shots - Sam Muldrow (10) at South Carolina, 1/8/2011

Steals:
5 Steals – Zaire Taylor (5) vs. Missouri, 12/2/2009
6 Steals – Devan Downey (6) at South Carolina, 1/16/2010
7 Steals – Aaron Lucas (7) at South Carolina, 1/19/2002
8 Steals – Steve Wojciechowski (8) at Duke, 11/22/1996
Two players with 3 steals – Ed Waite (4) and Andrew Nicholas (4) vs. Monmouth, 11/25/201

Minutes:
Played every minute – Kevin Anderson (25) vs. Richmond, 3/17/2011
Played over 40 minutes – Kyle Kuric (43) at Louisville, 12/2/2011

Fouls:
Technical Foul – Bench at Auburn, 2/19/2011
Fouled Out - Clint Mann at Davidson, 12/7/2011
Three Players Fouled Out – Garrett Green, Storm Warren, Dennis Harris vs. LSU, 2/13/2010

OPPONENT - TEAM

Scored 90 or more points at Memorial Gym – 94 vs. Georgia, 2/25/2010 (VU 96, UGA 94 (OT))
Scored 100 or more points – 106 at Kentucky 3/5/2003 (L, 44-106)
Scored 110 or more points – 120 vs. Kentucky 2/7/1996 (L, 81-120)
Scored 120 or more points – 120 vs. Kentucky 2/7/1996 (L, 81-120)
Scored 130 or more points – Never
Scored Less than 50 points – 49 vs. Nebraska, 11/18/2010 (W, 59-49)
Scored Less than 40 points – 40 vs. Georgia 1/14/2009 (W, 50-40)
Shot 50% or Better - .500 vs N.C. State, 11/19/2011 (VU 86-NCSU 79)
Shot 60% or Better - .612 at Florida (UF 82, VU 68), 2/21/2009
Shot 60% or Better from 3PT - .600 (15-25) vs. Florida, 1/25/2009 (L, 69-94)
Shot less than 30% FG - .293 (22-of-75), vs. Davidson, 1/2/2011 (VU 80, Davidson 52)
Shot less than 15% from 3PT - .154 (2-13), at Florida, 3/2/2010 (VU 64, UF 60)
Held Opponent Without a 3-Pointer – vs. Nebraska, 11/18/10 (W, 59-49)
Shot 90% or Better from Free Throw Line –1.000, vs. Mississippi State (8-8), 3/11/2011
Shot less than 50% from Free Throw Line – .450 at Arkansas, 2/27/2010
Attempted 30 FT – 30 at Davidson, 12/7/2011
Attempted 40 FT – 42 at Mississippi State, 2/12/2007
Attempted 45 or More FT – 49 at South Carolina, 1/28/2009
Attempted five or less FT – 5 vs. Davidson, 1/2/2011
Made 20 FT – 24 at Davidson, 12/7/2011
Made 30 FT – 32 at South Carolina, 1/28/2009
Made 0 FT – Georgia, 1/14/2009
Made 12 3PT – 12 at Kentucky, 1/30/2010
Made 15 3PT – 15 vs. Florida, 1/25/2009
Attempted 30 or more 3PT – 34 vs. Mississippi State, 2/3/2010
Had 20 Turnovers – 20 vs. North Carolina, 11/21/2010



FESTUS EZELI

3

RS-Senior, Center
6'11" 255 lbs.
Benin City, Nigeria
Igbinedion Educ. Center/
Jesuit HS (Calif.)

SEASON HIGHS

Points: 15, vs Davidson (12/7/11)
FG Made: 4, vs Davidson (12/7/11)
FG Atts: 7, vs Davidson (12/7/11)
3FG Made:
3FG Atts:
FT Made: 7, vs Davidson (12/7/11)
FT Atts: 10, vs Davidson (12/7/11)
Rebounds: 6, vs Davidson (12/7/11)
Assists:
Turnovers: 4, vs. Indiana State (12/17/11)
Blocks: 2, vs Davidson (12/7/11)
Steals:
Minutes: 22, vs. Indiana State (12/17/11)

CAREER HIGHS

Points: 24, vs. Belmont (12/4/10);
FG Made: 8, vs. Appalachian State (11/27/10);
FG Atts: 13, vs. South Carolina (2/5/11);
3FG Made: 0;
3FG Atts: 0;
FT Made: 10, 2x, last vs. Ole Miss (1/19/11);
FT Atts: 14, vs. Belmont (12/4/10);
Rebounds: 13, 2x, last at Kentucky (3/1/11);
Assists: 1, 3x, last vs. Kentucky (2/12/11);
Turnovers: 4, 5x, last at LSU (2/26/11);
Blocks: 7, at Georgia (2/16/11);
Steals: 4, 2x, last vs. Georgia (1/12/11);
Minutes: 36, at Kentucky (3/1/11).

MISCELLANEOUS

	2011-12	Career
Double-Digit Scoring	1	28
20-Pt Scoring	-	21
Double-Doubles	-	5
3+ Blocks	-	26
Starts	-	45

EZELI NOTEBOOK

- ✪ Named to Preseason All-SEC 2nd Team; made All-SEC 2nd team in 2011.
- ✪ Played in first game of the season after missing six weeks because of sprained MCL and PCLs in his right knee. Had surgery on his left knee in the offseason.
- ✪ Named nation's most improved player last season by Yahoo! Sports.
- ✪ Set a new Vanderbilt single-season record in blocks in 2010-11 with 87.
- ✪ Three blocks short of career mark, held by Will Perdue, with 154.
- ✪ Will miss first six games of the regular season for receiving improper benefits.
- ✪ Did not play organized basketball until the summer before his arrival at Vanderbilt (2007).
- ✪ Played behind All-SEC performer A.J. Ogilvy for his first two seasons after redshirting in 2007-08.
- ✪ Averaged 13.0 points and 6.2 rebounds per game in 2010-11, compared to 3.8 and 3.2, respectively, in 2009-10.
- ✪ Finished Second in the SEC in FG% at 58.8% (151-257) in 2010-11.
- ✪ Had 25 double-digit scoring games, five double doubles, and 15 games with three blocks or more.
- ✪ Had career-high seven blocks against Georgia on 2/16/11 - it was the most by a VU player since Dec. 28, 1987, when Will Perdue had seven against East Carolina
- ✪ Nickname is Fes.
- ✪ Full name is Ifeanyi Festus Ezeli-Ndelue. Ifeanyi means "Nothing is impossible with God".

EZELI GAME-BY-GAME (REDSHIRT SENIOR)

Opponent	M	FG-A	3P-A	FT-A	Reb	PF	A	T	B	S	PTS
N11 Oregon					DNP						
N13 Cleveland State					DNP						
N15 Bucknell					DNP						
N19 N.C. State					DNP						
N21 Oregon State					DNP						
N25 Monmouth					DNP						
N28 Xavier					DNP						
D2 @Louisville					DNP						
D7 @Davidson	21	4-7	0-0	7-10	6	5	0	0	2	0	15
D17 Indiana State	22	2-6	0-0	0-0	4	0	0	4	1	0	4
D19 Longwood					DNP						
D21 Lafayette					DNP						
D29 @Marquette											
J2 Miami (Ohio)											
J7 Auburn											
J10 @South Carolina											
J14 Georgia											
J19 @Alabama											
J21 Mississippi State											
J24 Tennessee											
J28 MTSU											
J31 @Arkansas											
F4 @Florida											
F8 LSU											
F11 Kentucky											
F16 @Ole Miss											
F19 @Georgia											
F22 South Carolina											
F25 @Kentucky											
F28 Florida											
M3 @Tennessee											

Ezeli's Overall Statistics at Vanderbilt

Year	GP	GS	Min	Avg	FG	FGA	Pct	3FG	3FGA	Pct	FT	FTA	Pct	Off	Def	Tot	Avg	PF	FO	Ast	TO	Blk	Stl	Pts	Avg
2008-09	29	6	360	12.4	41	75	.547	0	0	.000	28	55	.509	28	46	74	2.6	58	1	1	43	22	4	110	3.8
2009-10	32	5	406	12.7	49	90	.544	0	0	.000	22	59	.373	30	72	102	3.2	70	3	3	34	43	6	120	3.8
2010-11	34	34	799	23.5	151	257	.588	0	0	.000	140	216	.648	95	118	213	6.3	104	5	6	60	87	20	442	13.0
2011-12	2	1	43	21.5	6	13	.462	0	0	.000	7	10	.700	4	6	10	5.0	5	1	0	4	3	0	19	9.5
TOTAL	97	46	1608	16.6	247	435	.568	0	0	.000	197	340	.579	157	242	399	4.1	237	10	10	141	155	30	691	7.1

Ezeli's SEC Statistics at Vanderbilt

Year	GP	GS	Min	Avg	FG	FGA	Pct	3pt	3ptA	Pct	FT	FTA	Pct	Off	Def	Tot	Avg	PF	FO	Ast	TO	Blk	Stl	Pts	Avg
2008-09	16	3	194	12.1	20	32	.625	0	0	.000	12	29	.414	15	23	38	2.4	31	1	0	22	7	3	52	3.3
2009-10	16	0	186	11.6	15	29	.517	0	0	.000	11	25	.440	13	32	45	2.8	38	2	1	11	16	4	41	2.6
2010-11	16	16	404	25.3	66	125	.528	0	0	.000	77	109	.706	41	55	96	6.0	46	4	3	34	48	9	209	13.1
TOTAL	48	19	784	16.3	101	186	.543	0	0	.000	100	163	.613	69	110	179	3.7	115	7	4	67	71	16	302	6.3



KYLE FULLER

11

Sophomore, Guard
6'1" 180 lbs.
Moreno Valley, Calif.
Rancho Verde HS

SEASON HIGHS

Points: 5, vs. Longwood (12/19/11)
FG Made: 2, vs. Lafayette (12/21/11)
FG Atts: 5, vs. Longwood (12/19/11)
3FG Made:
3FG Atts: 2, 3x, last vs. Longwood (12/19/11)
FT Made: 3, vs. Longwood (12/19/11)
FT Atts: 5, vs. Longwood (12/19/11)
Rebounds: 4, vs. Lafayette (12/21/11)
Assists: 4, 2x, last vs. Lafayette (12/21/11)
Turnovers: 3, vs. Cleveland State (11/13/11)
Blocks:
Steals: 2, 2x, last vs. Longwood (12/19/11)
Minutes: 17, 2x, last vs. Bucknell (11/15/11)

CAREER HIGHS

Points: 6, 2x, last vs. Davidson (1/2/11);
FG Made: 3, 2x, last vs. Davidson (1/2/11);
FG Atts: 6, vs. Presbyterian (11/12/10);
3FG Made: 1, 3x, last vs. Miss. St. (3/11/11);
3FG Atts: 3 vs. Western Kentucky (12/1/10);
FT Made: 3, vs. Longwood (12/19/11)
FT Atts: 5, 2x, last vs. Longwood (12/19/11);
Rebounds: 4, 2x, last vs. Lafayette (12/21/11);
Assists: 5 vs. Davidson (1/2/11);
Turnovers: 3, 5x, last vs. Cleveland St (11/13/11);
Blocks: 1, vs. Presbyterian (11/12/10);
Steals: 2, 3x, last vs. Longwood (12/19/11);
Minutes: 29, vs. LSU (3/10/11).

MISCELLANEOUS

	2011-12	Career
5+ Assists	-	1

FULLER NOTEBOOK

- ☛ Point guard who backs up Brad Tinsley at the point guard position.
- ☛ One of two players who currently calls California home (Festus Ezeli).
- ☛ Dished out season-high four assists vs. Monmouth.
- ☛ Played in all 34 games last season, and averaged 1.9 points and 1.6 assists per game in 15 minutes of action.
- ☛ Averaged 27.6 points, eight assists, six rebounds, and four steals per game as a point guard at Rancho Verde High School.
- ☛ Winningest player in Rancho Verde history, was a four-year captain, and a three-year starter.
- ☛ Nickname is Lil' Zoomey.

FULLER GAME-BY-GAME (SOPHOMORE)

Opponent	M	FG-A	3P-A	FT-A	Reb	PF	A	T	B	S	PTS
N11 Oregon	13	0-2	0-2	0-0	1	1	2	1	0	0	0
N13 Cleveland State	17	1-2	0-0	1-1	0	1	0	3	0	0	3
N15 Bucknell	17	0-2	0-2	0-0	1	2	1	0	0	0	0
N19 N.C. State	10	0-2	0-1	0-0	1	0	1	1	0	1	0
N21 Oregon State	3	0-0	0-0	0-0	1	0	0	0	0	0	1
N25 Monmouth	14	1-1	0-0	0-0	1	1	4	0	0	2	2
N28 Xavier	6	0-0	0-0	0-0	0	2	0	1	0	0	0
D2 @Louisville						DNP					
D7 @Davidson						DNP					
D17 Indiana State						DNP					
D19 Longwood	9	1-5	0-2	3-5	2	0	1	0	0	2	5
D21 Lafayette	11	2-3	0-0	0-0	4	0	4	1	0	0	4
D29 @Marquette											
J2 Miami (Ohio)											
J7 Auburn											
J10 @South Carolina											
J14 Georgia											
J19 @Alabama											
J21 Mississippi State											
J24 Tennessee											
J28 MTSU											
J31 @Arkansas											
F4 @Florida											
F8 LSU											
F11 Kentucky											
F16 @Ole Miss											
F19 @Georgia											
F22 South Carolina											
F25 @Kentucky											
F28 Florida											
M3 @Tennessee											

Fuller's Overall Statistics at Vanderbilt

Year	GP	GS	Min	Avg	FG	FGA	Pct	3pt	2ptA	Pct	FT	FTA	Pct	Off	Def	Tot	Avg	PF	FO	Ast	TO	Blk	Stl	Pts	Avg
2010-11	34	0	499	14.7	24	78	.308	7	29	.241	8	16	.500	8	38	46	1.4	44	0	55	34	1	13	63	1.9
2011-12	9	1	100	11.1	5	17	.294	0	7	.000	4	6	.667	2	10	12	1.3	7	0	13	7	0	5	14	1.6
TOTAL	43	1	599	13.9	29	95	.305	7	36	.194	12	22	.545	10	48	58	1.3	51	0	68	41	1	18	77	1.8

Fuller's SEC Statistics at Vanderbilt

Year	GP	GS	Min	Avg	FG	FGA	Pct.	3pt	3ptA	Pct	FT	FTA	Pct	Off	Def	Tot	Avg	PF	FO	Ast	TO	Blk	Stl	Pts	Avg
2010-11	16	0	218	13.6	7	28	.250	4	8	.500	5	10	.500	4	18	22	1.4	18	0	21	11	0	5	23	1.4
TOTAL	16	0	218	13.6	7	28	.250	4	8	.500	5	10	.500	4	18	22	1.4	18	0	21	11	0	5	23	1.4



LANCE GOULBOURNE

5

Senior, Forward
6' 8" 225 lbs.
Brooklyn, N.Y.
The Hun School (N.J.)

SEASON HIGHS

Points: 18, vs. Xavier (11/28/11)
FG Made: 8, vs. Xavier (11/28/11)
FG Atts: 17, vs. Xavier (11/28/11)
3FG Made: 1, vs. Oregon State (11/21/11)
3FG Atts: 2, vs. Oregon State (11/21/11)
FT Made: 7, 2x, last vs. Louisville (12/02/11)
FT Atts: 12, vs. Louisville (12/02/11)
Rebounds: 10, 2x, last vs. Longwood (12/19/11)
Assists: 1, 3x, last vs. Monmouth (11/25/11)
Turnovers: 6, vs. Oregon State (11/21/11)
Blocks: 2, 3x, last vs. Longwood (12/19/11)
Steals: 3, 3x, last vs. Lafayette (12/21/11)
Minutes: 41, vs. Louisville (12/02/11)

CAREER HIGHS

Points: 18, 2x, last vs. Xavier (11/28/11);
FG Made: 8, vs. Xavier (11/28/11);
FG Atts: 17, vs. Xavier (11/28/11);
3FG Made: 3, 2x, last vs. Kentucky (2/17/09);
3FG Atts: 5, vs. Kentucky (2/17/09);
FT Made: 8 vs. Belmont (12/4/10);
FT Atts: 12, vs. Louisville (12/02/11)
Rebounds: 17, at LSU (2/26/11);
Assists: 5, 2x, last vs. Ole Miss (1/19/11);
Turnovers: 5, vs. St. Mary's (1/22/11);
Blocks: 3 vs Davidson (1/2/11);
Steals: 3, 3x, last vs. Lafayette (12/21/11)
Minutes: 41, vs. Louisville (12/02/11)

MISCELLANEOUS

	2011-12	Career
Double-Digit Rebs.	2	11
Double-Doubles	1	4
3+ 3-pt FG's	-	2

GOULBOURNE NOTEBOOK

- ✪ Very skilled wing player with great athletic ability and explosiveness, led team in rebounding in 2010-11 (7.3), and leads team this season (7.3).
- ✪ Added 15 points in win over Lafayette (12/21).
- ✪ Played a career-high 41 minutes against Louisville (12/2/11) - scored 11 points and had eight rebounds.
- ✪ Grabbed season-high 10 rebounds vs. Monmouth (11/25/11), first double-digit rebound game of the season.
- ✪ Scored season-high 15 points vs. N.C. State (11/19/11)
- ✪ Emerged as one of the SEC's top rebounders in 2010-11.
- ✪ Played in 32 games and started 21 at the four position in 2010-11.
- ✪ Averaged 6.9 points and a team-leading 7.3 rebounds per game in 2010-11.
- ✪ Finished in the top ten in the SEC in rebounding in SEC (Tied-7th, 7.3) and defensive rebounds (5th, 5.4).
- ✪ Had double-digit rebounds in nine games in 2010-11.
- ✪ Came off the bench to grab 17 boards at LSU (2/26). The 17 rebounds set a new single-game record in the Stallings' era.
- ✪ Posted three double-doubles on the season.
- ✪ Won SEC Player of the Week for his performances against Ole Miss (14 pts, 16 rebs) and Saint Mary's (15 pts, 10 rebs).
- ✪ Made first career start vs. Missouri (12/8) - scored 11 points and had 7 rebounds.
- ✪ Was a consensus Top 100 recruit in 2008.
- ✪ Also was a standout tennis player in high school, with a serve that topped out at 130 mph.

GOULBOURNE GAME-BY-GAME (SENIOR)

Opponent	M	FG-A	3P-A	FT-A	Reb	PF	A	T	B	S	PTS
N11 Oregon	27	2-3	0-0	1-2	4	3	0	2	2	3	5
N13 Cleveland State	34	3-9	0-1	5-9	8	3	1	2	1	3	11
N15 Bucknell	21	5-6	0-0	2-4	9	0	0	3	1	0	12
N19 N.C. State	29	4-5	0-0	7-9	5	3	1	0	0	1	15
N21 Oregon State	31	4-9	1-2	0-0	9	3	2	6	0	2	9
N25 Monmouth	27	3-7	0-1	1-1	10	3	1	2	0	2	7
N28 Xavier	39	8-17	1-4	1-2	7	2	1	2	2	1	18
D2 @Louisville	41	2-4	0-1	7-12	8	3	0	1	1	1	11
D7 @Davidson	23	1-7	0-1	1-2	7	4	1	2	0	0	3
D17 Indiana State	23	1-3	0-1	2-3	6	3	0	2	0	0	4
D19 Longwood	29	7-10	1-2	0-0	10	1	2	0	2	1	15
D21 Lafayette	24	6-8	2-3	1-2	4	3	0	4	0	3	15
D29 @Marquette											
J2 Miami (Ohio)											
J7 Auburn											
J10 @South Carolina											
J14 Georgia											
J19 @Alabama											
J21 Mississippi State											
J24 Tennessee											
J28 MTSU											
J31 @Arkansas											
F4 @Florida											
F8 LSU											
F11 Kentucky											
F16 @Ole Miss											
F19 @Georgia											
F22 South Carolina											
F25 @Kentucky											
F28 Florida											

Goulbourne's Overall Statistics at Vanderbilt

Year	GP	GS	Min	Avg	FG	FGA	Pct	3FG	3FGA	Pct	FT	FTA	Pct	Off	Def	Tot	Avg	PF	FO	Ast	TO	Blk	Stl	Pts	Avg
2008-09	23	0	325	14.1	42	89	.472	11	31	.355	22	31	.710	21	54	75	3.3	25	0	7	25	12	10	117	5.1
2009-10	31	0	398	12.8	29	74	.392	10	36	.278	34	50	.680	17	47	64	2.1	46	0	16	29	17	5	102	3.3
2010-11	32	21	799	25.0	68	161	.422	16	58	.276	68	96	.708	61	174	235	7.3	61	0	43	48	16	18	220	6.9
2011-12	12	11	348	29.0	46	88	.523	5	16	.313	28	46	.609	23	64	87	7.3	31	0	9	26	9	17	125	10.4
TOTAL	98	32	1870	19.1	185	412	.449	42	141	.298	152	223	.682	122	339	461	4.7	163	0	75	128	54	50	564	5.8

Goulbourne's SEC Statistics at Vanderbilt

Year	GP	GS	Min	Avg	FG	FGA	Pct	3pt	3ptA	Pct	FT	FTA	Pct	Off	Def	Tot	Avg	PF	FO	Ast	TO	Blk	Stl	Pts	Avg
2008-09	16	0	221	13.8	27	60	.450	8	23	.348	11	18	.611	13	27	40	2.5	23	0	6	17	8	6	73	4.6
2009-10	14	0	192	13.7	16	45	.356	6	24	.250	15	21	.714	10	16	26	1.9	23	0	4	9	8	2	53	3.8
2010-11	16	13	396	24.8	27	69	.391	7	27	.259	20	34	.588	28	88	116	7.3	31	0	21	19	4	5	81	5.1
TOTAL	46	13	809	17.6	70	174	.402	21	74	.284	46	73	.630	51	131	182	4.0	77	0	31	45	20	13	207	4.5



JOSH HENDERSON

40 | RS Freshman, Center
6'11" 220 lbs.
Roanoke, Va.
Cave Spring HS

SEASON HIGHS

Points: 10, vs. Monmouth (11/25/11)
FG Made: 4, vs. Monmouth (11/25/11)
FG Atts: 4, vs. Monmouth (11/25/11)
3FG Made:
3FG Atts:
FT Made: 2, 2x, last vs. Monmouth (11/25/11)
FT Atts: 4, vs. Oregon (11/11/11)
Rebounds: 5, vs. Monmouth (11/25/11)
Assists: 4, vs Bucknell (11/15/11)
Turnovers: 2, vs. Monmouth (11/25/11)
Blocks:
Steals: 1, vs. Cleveland State (11/13/11)
Minutes: 18, vs. Xavier (11/28/11)

CAREER HIGHS

Points: 10, vs. Monmouth (11/25/11)
FG Made: 4, vs. Monmouth (11/25/11)
FG Atts: 4, vs. Monmouth (11/25/11)
3FG Made:
3FG Atts:
FT Made: 2, 2x, last vs. Monmouth (11/25/11)
FT Atts: 4, vs. Oregon (11/11/11)
Rebounds: 5, vs. Monmouth (11/25/11)
Assists: 4, vs Bucknell (11/15/11)
Turnovers: 2, vs. Monmouth (11/25/11)
Blocks:
Steals: 1, vs. Cleveland State (11/13/11)
Minutes: 18, vs. Xavier (11/28/11)

HENDERSON NOTEBOOK

- ☛ Had surgery for a stress fracture in his left foot - will be out of action for 8-12 weeks.
- ☛ Played in first game as a collegian against Oregon - scored four points and had four rebounds in 11 minutes.
- ☛ Scored a career-high 10 points vs. Monmouth (11/25); was 4-4 from the floor.
- ☛ Has team-high four assists vs. Bucknell (11/15)
- ☛ Redshirted in 2010-11.
- ☛ Expected to see time at the five position, especially early on with the injury to Festus Ezeli.
- ☛ Signed in the spring of 2010 with the Commodores.
- ☛ 6'11 center chose Vanderbilt over Virginia, Wake Forest, Davidson, Cincinnati, Maryland, and Penn State.

HENDERSON GAME-BY-GAME (RS-FRESHMAN)

Opponent	M	FG-A	3P-A	FT-A	Reb	PF	A	T	B	S	PTS
N11 Oregon	11	1-3	0-0	2-4	4	2	0	0	0	0	4
N13 Cleveland State	16	0-1	0-0	0-0	4	0	0	0	0	1	4
N15 Bucknell	13	1-3	0-0	0-1	3	3	4	1	0	0	2
N19 N.C. State	4	0-0	0-0	0-0	2	3	0	1	0	0	0
N21 Oregon State	4	1-2	0-0	0-0	1	3	0	1	0	0	2
N25 Monmouth	14	4-4	0-0	2-2	5	1	0	2	0	0	10
N28 Xavier	18	1-4	0-0	1-2	2	2	1	0	0	0	3
D2 @Louisville											DNP
D7 @Davidson											DNP
D17 Indiana State											DNP
D19 Longwood											DNP
D21 Lafayette											DNP
D29 @Marquette											DNP
J2 Miami (Ohio)											
J7 Auburn											
J10 @South Carolina											
J14 Georgia											
J19 @Alabama											
J21 Mississippi State											
J24 Tennessee											
J28 MTSU											
J31 @Arkansas											
F4 @Florida											
F8 LSU											
F11 Kentucky											
F16 @Ole Miss											
F19 @Georgia											
F22 South Carolina											
F25 @Kentucky											
F28 Florida											
M3 @Tennessee											

Henderson's Overall Statistics at Vanderbilt

Year	GP	GS	Min	Avg	FG	FGA	Pct	3FG	3FGA	Pct	FT	FTA	Pct	Off	Def	Tot	Avg	PF	FO	Ast	TO	Blk	Stl	Pts	Avg
2011-12	7	0	67	9.6	8	17	.471	0	0	.000	5	9	.556	12	9	21	3.0	14	0	5	5	0	1	21	3.0
TOTAL	7	0	67	9.6	8	17	.471	0	0	.000	5	9	.556	12	9	21	3.0	14	0	5	5	0	1	21	3.0



JOHN JENKINS

23 Junior, Guard
6'4" 215 lbs.
Hendersonville, Tenn.
Station Camp HS

SEASON HIGHS

Points: 28, vs. NC State (11/19/11)
FG Made: 10, vs. NC State (11/19/11)
FG Atts: 19, vs. Oregon (11/11/11)
3FG Made: 7, 2x, last vs. Lafayette (12/21/11)
3FG Atts: 16, vs. Oregon (11/11/11)
FT Made: 4, vs. N.C. State (11/19/11)
FT Atts: 6, vs. N.C. State (11/19/11)
Rebounds: 7, vs. Xavier (11/28/11)
Assists: 4, vs. Lafayette (12/21/11)
Turnovers: 3, 3x, last vs Xavier (11/28/11)
Blocks: 2, vs. Xavier (11/28/11)
Steals: 2, 4x, last vs. Longwood (12/19/11)
Minutes: 41, 2x, last vs. Louisville (12/02/11)

CAREER HIGHS

Points: 32, vs. Kentucky (2/12/11);
FG Made: 11, vs. Kentucky (2/12/11)
FG Atts: 21, vs. Marquette (12/29/10);
3FG Made: 7, 2x, last vs. Lafayette (12/21/11);
3FG Atts: 16; vs. Oregon (11/11/11);
FT Made: 10, 3x, last vs. Arkansas (1/29/11);
FT Atts: 12, vs. North Carolina (11/21/10);
Rebounds: 7, vs. Xavier (11/28/11);
Assists: 4, vs. Lafayette (12/21/11);
Turnovers: 5, vs. Tennessee (2/22/11);
Blocks: 2, 4x, last vs Xavier (11/28/11)
Steals: 2, 6x, last vs. Xavier (11/28/11);
Minutes: 41, 4x, last vs. Louisville (12/02/11)

MISCELLANEOUS

	2011-12	Career
Double-Figure Pts	11	60
20+ Pt games	7	28
3+ 3-Pt FG's	8	39
Starts	11	50

JENKINS NOTEBOOK

- ⊛ Averages 20.6 points per game and leads the SEC in scoring - named MVP of Legends Classic (21.0 pts in 2 games).
- ⊛ Tied a career-high in threes made with seven in win over Lafayette (12/21).
- ⊛ Has made a three in 35 straight games and has scored in double figures in 43 consecutive contests.
- ⊛ Tallied season-best 28 points vs. N.C. State (11/19/11) - was 10-16 from the floor, 4-9 from three.
- ⊛ Jenkins became the 42nd Commodore to break 1000 career points with 17 points against Cleveland St. on 11/13/11.
- ⊛ Broke his career record for three pointers made with seven vs. Oregon. His previous career high was six, which he accomplished four times, most recently vs. Kentucky on Jan. 12, 2011. Also had a career-best 16 3-point attempts.
- ⊛ Now scored 20 points or more in 27 games in his career.
- ⊛ Named to preseason All-SEC team by the league media and coaches. Also on numerous preseason All-American teams.
- ⊛ Named as an All-SEC first-team selection by the league's coaches and media in 2010-11 as a sophomore after leading the league in scoring.
- ⊛ One of the nation's top shooters from three; leads SEC and country with 4.1 threes made per game.
- ⊛ Played for Team USA this summer in Shenzhen, China, in the World University Games - led the team in scoring with 13.5 ppg in eight games.
- ⊛ Became Vanderbilt's all-time leading sophomore scorer with 624 points and a 19.5 ppg average.
- ⊛ Played in 32 games and averaged 19.5 points and 3.0 rebounds per game...Led the league in scoring in all games (19.5) and in 3-point field goals made per game (3.1) and finished second in free throw percentage (.894).
- ⊛ Also led the SEC in scoring in league games only (20.8) and threes made (3.1) in SEC games only; finished second in free-throw percentage (.908).
- ⊛ Made 100 three pointers as a sophomore, which is the fourth-best single season total in Vanderbilt history.
- ⊛ His 89.4% free throw percentage was the third-best single-season total in Commodore history.
- ⊛ Tallied double figures in every game played in 2010-11.
- ⊛ Made at least 5 threes in eight games; led the SEC in 20-point games...Scored 20 or more in 10 of 16 league games in 2010-11.
- ⊛ Named to the SEC All-Freshman team and was named the Sixth Man of the Year by the league's coaches in 2009-10...Averaged 11.0 points per game, and shot 48.3% (72-149) from three in his freshman season.
- ⊛ From nearby Hendersonville, Tenn., and Station Camp High School, where he led the nation in scoring with 42.0 points per game as a senior.

JENKINS GAME-BY-GAME (JUNIOR)

Opponent	M	FG-A	3P-A	FT-A	Reb	PF	A	T	B	S	PTS
N11 Oregon	32	8-19	7-16	1-2	4	1	2	1	0	2	24
N13 Cleveland State	33	5-14	2-8	5-7	1	1	0	3	0	1	17
N15 Bucknell				DNP							
N19 N.C. State	33	10-16	4-9	4-6	2	1	0	2	1	2	28
N21 Oregon State	38	5-13	4-7	0-0	3	0	0	3	0	0	14
N25 Monmouth	27	6-12	3-7	3-4	3	0	1	0	0	1	27
N28 Xavier	41	8-18	4-9	0-0	7	3	0	3	2	2	20
D2 @Louisville	41	9-15	5-11	4-4	2	2	1	2	0	0	27
D7 @Davidson	33	7-14	2-5	6-7	3	4	2	1	1	0	22
D17 Indiana State	30	3-10	1-6	4-5	4	4	0	2	0	0	11
D19 Longwood	29	6-14	3-9	4-5	0	3	2	0	0	2	19
D21 Lafayette	27	9-12	7-9	2-2	1	2	4	2	0	1	27
D29 @Marquette											
J2 Miami (Ohio)											
J7 Auburn											
J10 @South Carolina											
J14 Georgia											
J19 @Alabama											
J21 Mississippi State											
J24 Tennessee											
J28 MTSU											
J31 @Arkansas											
F4 @Florida											
F8 LSU											
F11 Kentucky											
F16 @Ole Miss											
F19 @Georgia											
F22 South Carolina											
F25 @Kentucky											
F28 Florida											
M2 @Tennessee											

Jenkins' Overall Statistics at Vanderbilt

Year	GP	GS	Min	Avg	FG	FGA	Pct	3FG	3FGA	Pct	FT	FTA	Pct	Off	Def	Tot	Avg	PF	FO	Ast	TO	Blk	Stl	Pts	Avg
2009-10	31	7	716	23.1	110	234	.470	72	149	.483	48	60	.800	8	61	69	2.2	36	0	30	23	5	14	340	11.0
2010-11	32	32	1105	34.5	190	411	.462	100	245	.408	144	161	.894	17	78	95	3.0	44	0	39	52	10	24	624	19.5
2011-12	11	11	364	33.1	76	157	.484	42	96	.438	33	42	.786	6	24	30	2.7	21	0	12	19	4	11	227	20.6
TOTAL	74	50	2185	29.5	376	802	.469	214	490	.437	225	263	.856	31	163	194	2.6	101	0	81	94	19	49	1191	16.1

Jenkins' SEC Statistics at Vanderbilt

Year	GP	GS	Min	Avg	FG	FGA	Pct	3pt	3ptA	Pct	FT	FTA	Pct	Off	Def	Tot	Avg	PF	FO	Ast	TO	Blk	Stl	Pts	Avg
2009-10	14	3	332	23.7	47	103	.456	30	66	.455	19	25	.760	1	25	26	1.9	12	0	9	7	5	9	143	10.2
2010-11	16	16	578	36.1	102	201	.507	49	115	.426	79	87	.908	9	45	54	3.4	24	0	25	32	4	14	332	20.8
TOTAL	30	19	910	30.3	149	304	.490	79	181	.436	98	112	.875	10	70	80	2.7	36	0	34	39	9	23	475	15.8



KEDREN JOHNSON

2

Freshman, Guard
6'4" 215 lbs.
Lewisburg, Tenn.
Marshall County HS

SEASON HIGHS

Points: 12, vs. Bucknell (11/15/11)
FG Made: 5, vs. Bucknell (11/15/11)
FG Atts: 7, vs. Bucknell (11/15/11)
3FG Made: 2, 3x, last vs. Lafayette (12/21/11)
3FG Atts: 5, vs. Lafayette (12/21/11)
FT Made: 2, 3x, last vs. Davidson (12/7/11)
FT Atts: 2, 4x, last vs. Indiana State (12/17/11)
Rebounds: 2, 3x, last vs. vs. Xavier (11/28/11)
Assists: 3, 3x, last vs. Davidson (12/7/11)
Turnovers: 3, vs. Louisville (12/02/11)
Blocks: 1, vs. Monmouth (11/25/11)
Steals: 2, vs. N.C. State (11/19/11)
Minutes: 24, vs. Bucknell (11/15/11)

CAREER HIGHS

Points: 12, vs. Bucknell (11/15/11)
FG Made: 5, vs. Bucknell (11/15/11)
FG Atts: 7, vs. Bucknell (11/15/11)
3FG Made: 2, 3x, last vs. Lafayette (12/21/11)
3FG Atts: 5, vs. Lafayette (12/21/11)
FT Made: 2, 2x, last vs. Xavier (11/28/11)
FT Atts: 2, 4x, last vs. Indiana State (12/17/11)
Rebounds: 2, 3x, last vs. Xavier (11/28/11)
Assists: 3, 3x, last vs. Davidson (12/7/11)
Turnovers: 3, vs. Louisville (12/02/11)
Blocks: 1, vs. Monmouth (11/25/11)
Steals: 2, vs. N.C. State (11/19/11)
Minutes: 24, vs. Bucknell (11/15/11)

JOHNSON NOTEBOOK

- ☛ Played in first collegiate game vs. Oregon - scored four points and had three assists in 17 minutes.
- ☛ Had career-high 12 points vs. Bucknell (11/15).
- ☛ Freshman point guard who starred at nearby Marshall County High School, where he was named Mr. Basketball for the state of Tennessee for Class 2A and was the Tennessean Player of the Year for two years.
- ☛ Averaged 27.3 points, 10.0 rebounds, 8.0 assists, 3.6 steals and 1.5 blocks in his senior season at Marshall County, where he departed as the school's all-time scoring and assist leader.
- ☛ Nickname is Kee.
- ☛ Chose the Commodores over Florida, Louisville, Memphis, and Alabama.

JOHNSON GAME-BY-GAME (FRESHMAN)

Opponent	M	FG-A	3P-A	FT-A	Reb	PF	A	T	B	S	PTS
N11 Oregon	17	1-6	0-2	2-2	0	3	3	0	0	0	4
N13 Cleveland State	10	1-1	0-0	1-1	0	3	0	1	0	0	0
N15 Bucknell	24	5-7	2-3	0-0	3	0	2	1	0	0	12
N19 N.C. State	15	0-3	0-2	0-0	2	3	2	2	0	2	0
N21 Oregon State	9	1-3	0-1	0-0	0	1	2	1	0	0	2
N25 Monmouth	16	2-4	2-3	0-0	2	1	1	2	1	0	6
N28 Xavier	9	0-2	0-1	2-2	2	1	3	1	0	1	2
D2 @Louisville	8	0-0	0-0	0-0	1	0	0	3	0	0	0
D7 @Davidson	15	1-2	1-1	2-2	2	0	3	2	0	1	5
D17 Indiana State	8	0-2	0-1	1-2	1	0	1	2	0	0	1
D19 Longwood	10	2-5	1-3	1-1	0	0	2	2	0	1	6
D21 Lafayette	14	2-6	2-5	0-0	2	0	1	0	0	1	6
D29 @Marquette											
J2 Miami (Ohio)											
J7 Auburn											
J10 @South Carolina											
J14 Georgia											
J19 @Alabama											
J21 Mississippi State											
J24 Tennessee											
J28 MTSU											
J31 @Arkansas											
F4 @Florida											
F8 LSU											
F11 Kentucky											
F16 @Ole Miss											
F19 @Georgia											
F22 South Carolina											
F25 @Kentucky											
F28 Florida											
M3 @Tennessee											

Johnson's Overall Statistics at Vanderbilt

Year	GP	GS	Min	Avg	FG	FGA	Pct	3FG	3FGA	Pct	FT	FTA	Pct	Off	Def	Tot	Avg	PF	FO	Ast	TO	Blk	Stl	Pts	Avg
2011-12	12	0	155	12.9	15	41	.366	8	22	.364	9	10	.900	1	14	15	1.3	9	0	20	17	1	6	47	3.9
TOTAL	12	0	155	12.9	15	41	.366	8	22	.364	9	10	.900	1	14	15	1.3	9	0	20	17	1	6	47	3.9



SHELBY MOATS

34 Freshman, Forward
6'8" 225 lbs.
Waconia, Minn.
Waconia HS

SEASON HIGHS

Points: 5, vs. Lafayette (12/21/11)
FG Made: 2, vs. Lafayette (12/21/11)
FG Atts: 3, 2x, last vs. Lafayette (12/21/11)
3FG Made: 1, 2x, last vs. Lafayette (12/21/11)
3FG Atts: 3, vs. Monmouth (11/25/11)
FT Made:
FT Atts: 1, vs. Lafayette (12/21/11)
Rebounds: 6, vs. Monmouth (11/25/11)
Assists: 2, vs. Bucknell (11/15/11)
Turnovers: 4, vs. Monmouth (11/25/11)
Blocks:
Steals: 1, vs. Monmouth (11/25/11)
Minutes: 13, vs. Monmouth (11/25/11)

CAREER HIGHS

Points: 5, vs. Lafayette (12/21/11)
FG Made: 2, vs. Lafayette (12/21/11)
FG Atts: 3, 2x, last vs. Lafayette (12/21/11)
3FG Made: 1, 2x, last vs. Lafayette (12/21/11)
3FG Atts: 3, vs. Monmouth (11/25/11)
FT Made:
FT Atts: 1, vs. Lafayette (12/21/11)
Rebounds: 6, vs. Monmouth (11/25/11)
Assists: 2, vs. Bucknell (11/15/11)
Turnovers: 4, vs. Monmouth (11/25/11)
Blocks:
Steals: 1, vs. Monmouth (11/25/11)
Minutes: 13, vs. Monmouth (11/25/11)

MOATS NOTEBOOK

- ★ Saw his first collegiate minutes against Bucknell on 11/15/11.
- ★ Made first career 3-pointer vs Monmouth (11/25); also added career-high six boards vs. Monmouth.
- ★ Powerfully-built power forward who has excellent shooting touch from beyond-the-arc.
- ★ Was the valedictorian of his Waconia High School senior class in 2011.
- ★ Four-year varsity letterwinner in basketball, two-year captain, and a two-year letterman in football at Waconia
- ★ Averaged 22 points and 12 rebounds in his senior year at Waconia and ended his career with 1,772 points and 985 rebounds.
- ★ Plans on majoring in Economics at Vanderbilt.
- ★ Chose the Commodores over Washington State and Northwestern.

MOATS GAME-BY-GAME (FRESHMAN)

Opponent	M	FG-A	3P-A	FT-A	Reb	PF	A	T	B	S	PTS
N11 Oregon					DNP						
N13 Cleveland State					DNP						
N15 Bucknell	9	0-2	0-1	0-0	1	1	2	0	0	0	0
N19 N.C. State					DNP						
N21 Oregon State	3	0-1	0-1	0-0	0	1	1	0	0	0	0
N25 Monmouth	13	1-3	1-3	0-0	6	1	0	4	0	1	3
N28 Xavier					DNP						
D2 @Louisville					DNP						
D7 @Davidson	2	0-0	0-0	0-0	0	1	1	0	0	0	0
D17 Indiana State					DNP						
D19 Longwood	5	0-1	0-1	0-0	0	0	1	0	0	0	0
D21 Lafayette	12	2-3	1-2	0-1	3	2	0	0	0	0	5
D29 @Marquette											
J2 Miami (Ohio)											
J7 Auburn											
J10 @South Carolina											
J14 Georgia											
J19 @Alabama											
J21 Mississippi State											
J24 Tennessee											
J28 MTSU											
J31 @Arkansas											
F4 @Florida											
F8 LSU											
F11 Kentucky											
F16 @Ole Miss											
F19 @Georgia											
F22 South Carolina											
F25 @Kentucky											
F28 Florida											
M3 @Tennessee											

Moats' Overall Statistics at Vanderbilt

Year	GP	GS	Min	Avg	FG	FGA	Pct	3FG	3FGA	Pct	FT	FTA	Pct	Off	Def	Tot	Avg	PF	FO	Ast	TO	Blk	Stl	Pts	Avg
2011-12	6	0	45	7.5	3	10	.300	2	8	.250	0	1	.000	3	7	10	1.7	6	0	5	4	0	1	8	1.3
TOTAL	6	0	45	7.5	3	10	.300	2	8	.250	0	1	.000	3	7	10	1.7	6	0	5	4	0	1	8	1.3



AARON NOLL

14

Senior, Forward
6'7" 220 lbs.
Fort Mitchell, Ky..
Covington Catholic HS

SEASON HIGHS

Points:
FG Made:
FG Atts: 1, vs. Longwood (12/19/11)
3FG Made:
3FG Atts:
FT Made:
FT Atts:
Rebounds: 1, vs. Longwood (12/19/11)
Assists:
Turnovers:
Blocks:
Steals:
Minutes: 1, 2x, last vs. Longwood (12/19/11)

CAREER HIGHS

Points: 2, 3x, last at Arkansas (2/27/10);
FG Made: 1, vs. St. Francis (12/31/08);
FG Atts: 1, vs. St. Francis (12/31/08);
3FG Made: 0;
3FG Atts: 0;
FT Made: 2, 2x, last at Arkansas (2/27/10);
FT Atts: 2, 2x, last at Arkansas (2/27/10);
Rebounds: 2, vs. Mercer (12/21/09);
Assists: 0;
Turnovers: 0;
Blocks: 0;
Steals: 0;
Minutes: 3, vs. Manhattan (12/30/09).

NOLL NOTEBOOK

- ☞ Made the team as a walk on during tryouts in October of 2008, and has been named to the SEC Academic Honor Roll for the last two seasons (2010, 2011).
- ☞ Had two rebounds in three minutes vs. Grambling (11/24)...Suffered a broken right foot in December, and did not play the rest of the season.
- ☞ A pre-med student, Noll will attend Med School next season.
- ☞ Advice to youngsters: "Never let anyone tell you that you can't do something if you put your mind to it."

NOLL GAME-BY-GAME (SENIOR)

Opponent	M	FG-A	3P-A	FT-A	Reb	PF	A	T	B	S	PTS
N11 Oregon					DNP						
N13 Cleveland State					DNP						
N15 Bucknell					DNP						
N19 N.C. State					DNP						
N21 Oregon State					DNP						
N25 Monmouth	1	0-0	0-0	0-0	0	0	0	0	0	0	0
N28 Xavier					DNP						
D2 @Louisville					DNP						
D7 @Davidson					DNP						
D17 Indiana State					DNP						
D19 Longwood	1	0-1	0-0	0-0	1	0	0	0	0	0	0
D21 Lafayette					DNP						
D29 @Marquette											
J2 Miami (Ohio)											
J7 Auburn											
J10 @South Carolina											
J14 Georgia											
J19 @Alabama											
J21 Mississippi State											
J24 Tennessee											
J28 MTSU											
J31 @Arkansas											
F4 @Florida											
F8 LSU											
F11 Kentucky											
F16 @Ole Miss											
F19 @Georgia											
F22 South Carolina											
F25 @Kentucky											
F28 Florida											
M3 @Tennessee											

Noll's Overall Statistics at Vanderbilt

Year	GP	GS	Min	Avg	FG	FGA	Pct	3FG	3FGA	Pct	FT	FTA	Pct	Off	Def	Tot	Avg	PF	FO	Ast	TO	Blk	Stl	Pts	Avg
2008-09	3	0	4	1.3	1	1	1.000	0	0	.000	0	1	.000	0	1	1	0.3	0	0	0	0	0	0	2	0.7
2009-10	8	0	12	1.5	0	0	.000	0	0	.000	4	4	1.000	2	3	5	0.6	2	0	0	0	0	0	4	0.5
2011-12	2	0	2	1.0	0	1	.000	0	0	.000	0	0	.000	1	0	1	0.5	0	0	0	0	0	0	0	0.0
TOTAL	17	0	26	1.5	1	2	.500	0	0	.000	4	5	.800	3	6	9	0.5	2	0	0	0	0	0	6	0.4

Noll's SEC Statistics at Vanderbilt

Year	GP	GS	Min	Avg	FG	FGA	Pct	3pt	3ptA	Pct	FT	FTA	Pct	Off	Def	Tot	Avg	PF	FO	Ast	TO	Blk	Stl	Pts	Avg
2009-10	2	0	2	1.0	0	0	.000	0	0	.000	2	2	1.000	0	1	1	0.5	1	0	0	0	0	0	2	1.0



ROD ODOM

45 Sophomore, Forward
6'9" 220 lbs.
Central Islip, N.Y.
Middlesex School (Mass.)

SEASON HIGHS

Points: 10, vs. Bucknell (11/15/11)
FG Made: 4, vs. Bucknell (11/15/11)
FG Atts: 7, vs. Bucknell (11/15/11)
3FG Made: 2, vs. Bucknell (11/15/11)
3FG Atts: 3, vs. Bucknell (11/15/11)
FT Made: 3, 2x, last vs. Cleveland St. (11/13/11)
FT Atts: 6, vs. Oregon (11/11/11)
Rebounds: 8, vs. Oregon (11/11/11)
Assists: 2, vs. Oregon (11/11/11)
Turnovers: 4, vs. Longwood (12/19/11)
Blocks: 1, 4x, last vs Davidson (12/7/11)
Steals: 2, vs Davidson (12/7/11)
Minutes: 25, vs Davidson (12/7/11)

CAREER HIGHS

Points: 12, vs. Arkansas (1/29/11);
FG Made: 5, vs. West Virginia (11/19/10);
FG Atts: 9, vs. West Virginia (11/19/10);
3FG Made: 3, 3x, last vs. S. Carolina (2/5/11);
3FG Atts: 5 vs. Arkansas (1/29/11);
FT Made: 3, vs. Arkansas (1/29/11);
FT Atts: 6, vs Oregon (11/11/11)
Rebounds: 8, vs. vs. Oregon (11/11/11);
Assists: 2, 3x, last vs. Oregon (11/11/11);
Turnovers: 5 vs. Belmont (12/4/10);
Blocks: 2 at Missouri (12/8/10);
Steals: 4 at Missouri (12/8/10);
Minutes: 27, 2x, last at Georgia (2/16/11).

MISCELLANEOUS

	2011-12	Career
Double-Digit Scoring	1	6
3+ 3-Pt FG's	-	4
Starts	2	10

ODOM NOTEBOOK

- ✪ Recorded a career-high of eight rebounds vs. Oregon (11/11). His previous best was seven vs. Kentucky on February 12, 2011.
- ✪ Scored in double-figures vs. Bucknell with 10 points (11/15)
- ✪ Made first start of his career vs. Monmouth (11/25).
- ✪ Power forward who played in all 34 games as a true freshman...Started eight games.
- ✪ Averaged 3.9 points and 2.6 rebounds per game as a freshman.
- ✪ Scored in double-figures in five games, and tallied a career-high 12 points against Arkansas (1/29).
- ✪ Scored 10 points and had five rebounds off of the bench vs. Florida (3/5).
- ✪ Tallied 11 points at Georgia (2/16), grabbed 5 rebounds, and was 3-of-5 from beyond the arc.
- ✪ Scored five points in collegiate debut vs. Presbyterian; made his first three-point basket on Brad Tinsley's 10th assist.
- ✪ Chose the Commodores over Harvard, West Virginia, Arizona, UConn, Louisville, Boston College, Michigan, and Oklahoma State.

ODOM GAME-BY-GAME (SOPHOMORE)

Opponent	M	FG-A	3P-A	FT-A	Reb	PF	A	T	B	S	PTS
N11 Oregon	21	0-4	0-1	3-6	8	4	2	0	1	0	3
N13 Cleveland State	16	1-2	1-1	0-0	1	3	0	1	0	0	3
N15 Bucknell	16	4-7	2-3	0-1	3	3	0	0	0	0	10
N19 N.C. State	12	1-2	1-2	0-0	1	3	0	1	0	0	3
N21 Oregon State	17	2-3	0-0	0-0	0	1	0	2	1	0	4
N25 Monmouth	17	1-1	1-1	1-2	3	3	0	0	0	1	4
N28 Xavier	12	1-2	0-1	0-0	1	1	0	1	1	0	2
D2 @Louisville	10	1-3	0-1	0-0	2	2	0	0	0	1	2
D7 @Davidson	25	2-5	0-2	0-0	4	4	0	3	1	2	4
D17 Indiana State	16	0-2	0-2	0-0	1	0	0	0	1	0	0
D19 Longwood	19	1-3	1-2	0-0	4	2	1	4	0	1	3
D21 Lafayette	22	2-5	1-3	0-0	3	2	0	0	0	0	5
D29 @Marquette											
J2 Miami (Ohio)											
J7 Auburn											
J10 @South Carolina											
J14 Georgia											
J19 @Alabama											
J21 Mississippi State											
J24 Tennessee											
J28 MTSU											
J31 @Arkansas											
F4 @Florida											
F8 LSU											
F11 Kentucky											
F16 @Ole Miss											
F19 @Georgia											
F22 South Carolina											
F25 @Kentucky											
F28 Florida											
M3 @Tennessee											

Odom's Overall Statistics at Vanderbilt

Year	GP	GS	Min	Avg	FG	FGA	Pct	3FG	3FGA	Pct	FT	FTA	Pct	Off	Def	Tot	Avg	PF	FO	Ast	TO	Blk	Stl	Pts	Avg
2010-11	34	8	533	15.7	47	115	.409	28	75	.373	10	16	.625	35	53	88	2.6	71	1	12	38	4	15	132	3.9
2011-12	12	2	203	16.9	16	39	.410	7	19	.368	4	9	.444	17	14	31	2.6	28	0	3	12	5	5	43	3.6
TOTAL	46	10	736	16.0	63	154	.409	35	94	.372	14	25	.560	52	67	119	2.6	99	1	15	50	9	20	175	3.8

Odom's SEC Statistics at Vanderbilt

Year	GP	GS	Min	Avg	FG	FGA	Pct.	3pt	3ptA	Pct	FT	FTA	Pct	Off	Def	Tot	Avg	PF	FO	Ast	TO	Blk	Stl	Pts	Avg
2010-11	16	4	268	16.8	24	51	.471	13	32	.406	4	6	.667	15	25	40	2.5	37	1	6	20	0	6	65	4.1
TOTAL	16	4	268	16.8	24	51	.471	13	32	.406	4	6	.667	15	25	40	2.5	37	1	6	20	0	6	65	4.1



DAI-JON PARKER

24 Freshman, Guard
6'3" 190 lbs.
Baton Rouge, La.
Milton HS (Ga.)

SEASON HIGHS

- Points:** 10, vs. Monmouth (11/25/11)
- FG Made:** 4, vs. Monmouth (11/25/11)
- FG Atts:** 10, vs. Bucknell (11/15/11)
- 3FG Made:** 2, vs. Monmouth (11/25/11)
- 3FG Atts:** 7, vs. Bucknell (11/15/11)
- FT Made:** 2, vs. Bucknell (11/15/11)
- FT Atts:** 2, 2x, last, vs. Bucknell (11/15/11)
- Rebounds:** 2, vs. Bucknell (11/15/11)
- Assists:** 3, vs. Monmouth (11/25/11)
- Turnovers:** 2, 2x, last vs. Lafayette (12/21/11)
- Blocks:** 1, 5x, last vs. Lafayette (12/21/11)
- Steals:** 2, vs. Bucknell (11/15/11)
- Minutes:** 22, vs. Bucknell (11/15/11)

CAREER HIGHS

- Points:** 10, vs. Monmouth (11/25/11)
- FG Made:** 4, vs. Monmouth (11/25/11)
- FG Atts:** 10, vs. Bucknell (11/15/11)
- 3FG Made:** 2, vs. Monmouth (11/25/11)
- 3FG Atts:** 7, vs. Bucknell (11/15/11)
- FT Made:** 2, vs. Bucknell (11/15/11)
- FT Atts:** 2, 2x, last, vs. Bucknell (11/15/11)
- Rebounds:** 2, vs. Bucknell (11/15/11)
- Assists:** 3, vs. Monmouth (11/25/11)
- Turnovers:** 2, 2x, last vs. Lafayette (12/21/11)
- Blocks:** 1, 5x, last vs. Lafayette (12/21/11)
- Steals:** 2, vs. Bucknell (11/15/11)
- Minutes:** 22, vs. Bucknell (11/15/11)

PARKER NOTEBOOK

- ⊕ Played nine minutes in collegiate debut vs. Oregon (11/11).
- ⊕ Scored career-high 10 points vs. Monmouth (11/25), his first double-digit scoring game.
- ⊕ Athletic shooting guard whose Milton High School team in Alpharetta, Ga., had three other Division I players in the starting five.
- ⊕ Standout three-sport athlete in high school.
- ⊕ Averaged 14 points, six rebounds, five assists, two blocks and two steals in his senior season at Milton.
- ⊕ His 2010 Milton team captured the Class 5A state championship, and the 2011 team won the regional championship.
- ⊕ Milton teammates Shannon Scott (Ohio State), Julian Royal (Georgia Tech), and Jordan Loyd (Furman) all signed to play Division I basketball.
- ⊕ Advice to youngsters: "Get the grades, basketball isn't going anywhere."

PARKER GAME-BY-GAME (FRESHMAN)

Opponent	M	FG-A	3P-A	FT-A	Reb	PF	A	T	B	S	PTS
N11 Oregon	9	0-3	0-2	0-2	1	0	0	1	0	1	0
N13 Cleveland State	7	0-2	0-1	0-0	0	1	0	0	1	0	0
N15 Bucknell	22	2-10	1-7	2-2	2	1	0	0	1	2	7
N19 N.C. State	9	1-3	1-3	0-0	1	2	0	0	0	0	3
N21 Oregon State	13	1-3	0-2	0-0	0	1	2	2	0	0	2
N25 Monmouth	17	4-6	2-4	0-0	3	0	3	1	1	0	10
N28 Xavier	6	0-0	0-0	0-0	0	2	0	1	1	0	0
D2 @Louisville	4	0-1	0-1	0-0	1	0	1	0	0	0	0
D7 @Davidson	7	0-0	0-0	0-0	0	1	0	0	0	0	0
D17 Indiana State	15	0-1	0-1	0-0	0	0	1	0	0	0	0
D19 Longwood	15	0-4	0-1	0-0	1	0	1	0	0	0	0
D21 Lafayette	15	1-4	0-2	0-0	0	0	1	2	1	1	2
D29 @Marquette											
J2 Miami (Ohio)											
J7 Auburn											
J10 @South Carolina											
J14 Georgia											
J19 @Alabama											
J21 Mississippi State											
J24 Tennessee											
J28 MTSU											
J31 @Arkansas											
F4 @Florida											
F8 LSU											
F11 Kentucky											
F16 @Ole Miss											
F19 @Georgia											
F22 South Carolina											
F25 @Kentucky											
F28 Florida											
M3 @Tennessee											

Year	GP	GS	Min	Avg	FG	FGA	Pct	3FG	3FGA	Pct	FT	FTA	Pct	Off	Def	Tot	Avg	PF	FO	Ast	TO	Blk	Stl	Pts	Avg
2011-12	12	0	139	11.6	9	37	.243	4	24	.167	2	4	.500	1	8	9	0.8	8	0	9	7	5	4	24	2.0
TOTAL	12	0	139	11.6	9	37	.243	4	24	.167	2	4	.500	1	8	9	0.8	8	0	9	7	5	4	24	2.0



JAMES SIAKAM

35

RS Freshman, Forward
6'7" 210 lbs.
Douala, Cameroon
Brehm Prep (Ill.)

SEASON HIGHS

Points: 1, 2x, last vs. Monmouth (11/25/11)
FG Made:
FG Atts: 1, 2x, last vs. Bucknell (11/15/11)
3FG Made:
3FG Atts:
FT Made: 1, 2x, last vs. Monmouth (11/25/11)
FT Atts: 2, 2x, last vs. Monmouth (11/25/11)
Rebounds:
Assists:
Turnovers: 1, vs. Longwood (12/19/11)
Blocks:
Steals:
Minutes: 5, vs. Longwood (12/19/11)

CAREER HIGHS

Points: 1, 2x, last vs. Monmouth (11/25/11)
FG Made:
FG Atts: 1, 2x, last vs. Bucknell (11/15/11)
3FG Made:
3FG Atts:
FT Made: 1, 2x, last vs. Monmouth (11/25/11)
FT Atts: 2, 2x, last vs. Monmouth (11/25/11)
Rebounds:
Assists:
Turnovers: 1, vs. Longwood (12/19/11)
Blocks:
Steals:
Minutes: 5, vs. Longwood (12/19/11)

SIAKAM NOTEBOOK

- ⊗ Appeared in first game of his college career against Cleveland St. (11/13/11); scored first point of career against Bucknell (11/15).
- ⊗ Redshirted in 2010-11.
- ⊗ Averaged 18 points, 10 rebounds, and five blocks per game for his Brehm (Ill.) Prep team.
- ⊗ Chose the Commodores over Southern Illinois, Marquette, Illinois, Florida, Virginia, and UCLA.
- ⊗ Advice to youngsters: "Work hard for whatever you want because nothing is free. Stay humble, and above all, put God first in any of your endeavors."

SIAKAM GAME-BY-GAME (RS-FRESHMAN)

Opponent	M	FG-A	3P-A	FT-A	Reb	PF	A	T	B	S	PTS
N11 Oregon					DNP						
N13 Cleveland State	0	0-1	0-0	0-0	0	0	0	0	0	0	0
N15 Bucknell	2	0-1	0-0	1-2	0	0	0	0	0	0	1
N19 N.C. State					DNP						
N21 Oregon State					DNP						
N25 Monmouth	1	0-0	0-0	1-2	0	0	0	0	0	0	1
N28 Xavier					DNP						
D2 @Louisville					DNP						
D7 @Davidson					DNP						
D17 Indiana State					DNP						
D19 Longwood	5	0-0	0-0	0-0	0	0	0	1	0	0	0
D21 Lafayette	4	0-0	0-0	0-0	0	0	0	0	0	0	0
D29 @Marquette											
J2 Miami (Ohio)											
J7 Auburn											
J10 @South Carolina											
J14 Georgia											
J19 @Alabama											
J21 Mississippi State											
J24 Tennessee											
J28 MTSU											
J31 @Arkansas											
F4 @Florida											
F8 LSU											
F11 Kentucky											
F16 @Ole Miss											
F19 @Georgia											
F22 South Carolina											
F25 @Kentucky											
F28 Florida											
M3 @Tennessee											

Siakam's Overall Statistics at Vanderbilt

Year	GP	GS	Min	Avg	FG	FGA	Pct	3FG	3FGA	Pct	FT	FTA	Pct	Off	Def	Tot	Avg	PF	FO	Ast	TO	Blk	Stl	Pts	Avg
2011-12	5	0	12	2.4	0	2	.000	0	0	.000	2	4	.500	0	0	0	0.0	0	0	0	1	0	0	2	0.4
TOTAL	5	0	12	2.4	0	2	.000	0	0	.000	2	4	.500	0	0	0	0.0	0	0	0	1	0	0	2	0.4



JORDAN SMART

12

RS Junior, Guard
6' 6" 200 lbs.
Lexington, Ky.
Lexington Catholic HS

SEASON HIGHS

Points: 3, 2x, last vs. Longwood (12/19/11)
FG Made: 1, 3x, last vs. Longwood (12/19/11)
FG Atts: 1, 3x, vs. Longwood (12/19/11)
3FG Made: 1, 2x, last vs. Longwood (12/19/11)
3FG Atts: 1, 2x, last vs. Longwood (12/19/11)
FT Made:
FT Atts:
Rebounds: 1, vs. Longwood (12/19/11)
Assists:
Turnovers:
Blocks:
Steals:
Minutes: 4, 2x, vs. Lafayette (12/21/11)

CAREER HIGHS

Points: 3, 4x, last vs. Longwood (12/19/11);
FG Made: 1, 5x, last vs. Longwood (12/19/11);
FG Atts: 1, 7x, last vs. Longwood (12/19/11);
3FG Made: 1, 4x, last vs. Longwood (12/19/11);
3FG Atts: 1, 6x, last vs. Longwood (12/19/11);
FT Made: 0;
FT Atts: 0;
Rebounds: 2, 3x, last vs Davidson (1/2/11);
Assists: 3 vs. Presbyterian (11/12/10);
Turnovers: 0;
Blocks: 1, vs. LSU (3/10/11);
Steals: 0;
Minutes: 16, vs. Davidson (1/2/11).

SMART NOTEBOOK

- ⊛ Added 20 pounds to his frame over the last few seasons.
- ⊛ Redshirted his freshman season.
- ⊛ Played in 14 games in 2010-11...Handed out three assists in just four minutes in season opener against Presbyterian (11/12/10)
- ⊛ Scored first career points and pulled down a career-high two rebounds in win over SE Louisiana (12/18).
- ⊛ Named to the last two SEC Academic Honor Roll teams.
- ⊛ Was the 11th Region MVP in 2008 as a senior at Lexington Catholic High School and was a member of the All-Region regular season team.
- ⊛ An English major, he is on track to graduate in May of 2012, with an eye on Law School.
- ⊛ Nickname is Smarty.
- ⊛ Advice to youngsters: "Respect your elders."

SMART GAME-BY-GAME (RS JUNIOR)


Opponent	M	FG-A	3P-A	FT-A	Reb	PF	A	T	B	S	PTS
N11 Oregon					DNP						
N13 Cleveland State					DNP						
N15 Bucknell	1	1-1	1-1	0-0	0	0	0	0	0	0	3
N19 N.C. State					DNP						
N21 Oregon State					DNP						
N25 Monmouth	1	1-1	0-0	0-0	0	1	0	0	0	0	2
N28 Xavier					DNP						
D2 @Louisville					DNP						
D7 @Davidson					DNP						
D17 Indiana State					DNP						
D19 Longwood	4	1-1	1-1	0-0	1	1	0	0	0	0	3
D21 Lafayette	4	0-0	0-0	0-0	0	0	0	0	0	0	0
D29 @Marquette											
J2 Miami (Ohio)											
J7 Auburn											
J10 @South Carolina											
J14 Georgia											
J19 @Alabama											
J21 Mississippi State											
J24 Tennessee											
J28 MTSU											
J31 @Arkansas											
F4 @Florida											
F8 LSU											
F11 Kentucky											
F16 @Ole Miss											
F19 @Georgia											
F22 South Carolina											
F25 @Kentucky											
F28 Florida											
M3 @Tennessee											

Smart's Overall Statistics at Vanderbilt

Year	GP	GS	Min	Avg	FG	FGA	Pct	3FG	3FGA	Pct	FT	FTA	Pct	Off	Def	Tot	Avg	PF	FO	Ast	TO	Blk	Stl	Pts	Avg
2009-10	10	0	27	2.7	0	6	.000	0	5	.000	0	0	.000	1	5	6	0.6	1	0	4	0	0	2	0	0.0
2010-11	14	0	47	3.4	2	5	.400	2	5	.400	0	0	.000	0	8	8	0.6	2	0	4	1	1	0	6	0.4
2011-12	4	0	10	2.5	3	3	1.000	2	2	1.000	0	0	.000	0	1	1	0.3	2	0	0	0	0	0	8	2.0
TOTAL	28	0	84	3.0	5	14	.357	4	12	.333	0	0	.000	1	14	15	0.5	5	0	8	1	1	2	14	0.5

Smart's SEC Statistics at Vanderbilt

Year	GP	GS	Min	Avg	FG	FGA	Pct	3pt	3ptA	Pct	FT	FTA	Pct	Off	Def	Tot	Avg	PF	FO	Ast	TO	Blk	Stl	Pts	Avg
2009-10	3	0	7	2.3	0	2	.000	0	2	.000	0	0	.000	0	1	1	0.3	0	0	0	0	0	1	0	0.0
2010-11	5	0	5	1.0	1	1	1.000	1	1	1.000	0	0	.000	0	0	0	0.0	0	0	0	0	0	0	3	0.6
TOTAL	8	0	12	1.5	1	3	.333	1	3	.333	0	0	.000	0	1	1	0.1	0	0	0	0	0	1	3	0.4



JEFFERY TAYLOR

44

Senior, Forward
6'7" 225 lbs.
Norrkoping, Sweden
Hobbs HS (N.M.)

SEASON HIGHS

Points: 30, vs Davidson (12/7/11)
FG Made: 12, vs Davidson (12/7/11)
FG Atts: 17, vs Davidson (12/7/11)
3FG Made: 3, 3x last vs. Indiana State (12/17/11)
3FG Atts: 7, vs. Louisville (12/02/11)
FT Made: 6, vs. N.C. State (11/19/11)
FT Atts: 11, vs. N.C. State (11/19/11)
Rebounds: 11, vs. Oregon (11/11/11)
Assists: 5, 2x, last vs. Monmouth (11/25/11)
Turnovers: 6, vs. Cleveland St. (11/13/11)
Blocks: 2, 2x, last vs Davidson (12/7/11)
Steals: 5, vs. Oregon (11/11/11)
Minutes: 41, 2x, last vs. Louisville (12/02/11)

CAREER HIGHS

Points: 30, vs Davidson (12/7/11)
FG Made: 12, vs Davidson (12/7/11)
FG Atts: 18, 2x, last at Georgia (2/16/11);
3FG Made: 4, vs. South Carolina (2/5/11);
3FG Atts: 9, at Miss. State (1/27/11);
FT Made: 12, vs. Tennessee (2/9/10);
FT Atts: 14, at S.C. (1/28/09);
Rebounds: 13, at Georgia (2/16/11);
Assists: 6, 2x, last vs. Ole Miss (1/19/11);
Turnovers: 6, 2x, last vs. Cleveland St. (11/13/11);
Blocks: 3, vs. South Carolina (2/5/11);
Steals: 5, vs. Oregon (11/11/11);
Minutes: 43, at Missouri (12/8/10).

MISCELLANEOUS

	2011-12	Career
Double-Digit Scoring	11	83
20+ Pt Scoring	4	15
Double-Digit Reb.	1	10
Double-Doubles	1	9
5+ Assists	2	3
3+ 3-FGs	3	7
Starts	12	109

TAYLOR NOTEBOOK

- ✪ Tallied a career-high 30 points at Davidson (12/7) on a career-best 12 made field goals.
- ✪ The SEC's active leading scorer with 1,531 points.
- ✪ Third in the SEC in scoring (17.9 ppg) and fourth in FG % (.546).
- ✪ Named to Legends Classic All-Tournament team; averaged 15.0 points and 8 rebs. in 2 games.
- ✪ Scored 16 points and tied a season-high with five assists vs. Monmouth (11/25/11).
- ✪ Scored 17 points and had season-high five assists vs. N.C. State (11/19/11).
- ✪ Scored 14 points and led all Vanderbilt scorers vs. Bucknell (11/15) in his 100th career start.
- ✪ Tallied 21 points and 11 rebounds in win over Oregon (11/11). It was the ninth double-double of his career.
- ✪ Also posted career-high five steals against Oregon.
- ✪ Named to Preseason All-SEC 2nd Team; made All-SEC 2nd team in 2010 and 2011, and the All-Freshman team in 2009.
- ✪ Started in all but one game in his Vanderbilt career.
- ✪ Became 41st VU player to surpass 1,000-point mark with 22-point effort vs. Davidson (1/2).
- ✪ Including 2010-11, Vanderbilt is now 18-3 in games in which Taylor scored 15 or more points.
- ✪ Had three double-doubles in 2010-11 (at Missouri, at Auburn, and at LSU).
- ✪ Averaged 21.7 points per game in three SEC Tournament games in 2010-11
- ✪ One of the SEC's most explosive players, he tallied 15 points, five rebounds, and three assists vs. Georgia (1/12) - included a dunk which was named SportCenter's #1 "Top Play" on January 13.
- ✪ Scored 438 points as a sophomore, which ranks eighth all-time on the Vanderbilt sophomore single-season list.
- ✪ His father Jeff, played basketball at New Mexico, the NBA, and in Sweden, where he currently lives.
- ✪ Can speak four languages (English, Swedish, Danish, Norwegian).

TAYLOR GAME-BY-GAME (SENIOR)

Opponent	M	FG-A	3P-A	FT-A	Reb	PF	A	T	B	S	PTS
N11 Oregon	32	8-16	0-1	5-7	11	2	4	2	1	5	21
N13 Cleveland State	34	3-8	1-3	2-3	4	1	1	6	0	1	9
N15 Bucknell	23	6-10	2-4	0-1	6	2	2	0	0	0	14
N19 N.C. State	32	5-11	1-4	6-11	8	1	5	4	0	2	17
N21 Oregon State	29	6-13	0-2	1-2	8	1	2	3	1	2	13
N25 Monmouth	15	6-13	0-3	4-8	2	1	5	1	0	1	16
N28 Xavier	41	6-11	1-2	5-6	5	2	2	3	2	0	18
D2 @Louisville	41	4-11	3-7	0-2	6	3	2	5	0	4	11
D7 @Davidson	34	12-17	3-4	3-3	4	2	0	3	2	1	30
D17 Indiana State	34	8-15	3-6	2-4	6	2	2	2	0	2	21
D19 Longwood	23	12-14	2-2	3-5	5	0	0	1	0	1	29
D21 Lafayette	26	7-13	1-4	1-1	4	1	1	3	1	2	16
D29 @Marquette											
J2 Miami (Ohio)											
J7 Auburn											
J10 @South Carolina											
J14 Georgia											
J19 @Alabama											
J21 Mississippi State											
J24 Tennessee											
J28 MTSU											
J31 @Arkansas											
F4 @Florida											
F8 LSU											
F11 Kentucky											
F16 @Ole Miss											
F19 @Georgia											
F22 South Carolina											
F25 @Kentucky											
F28 Florida											
M3 @Tennessee											

Taylor's Overall Statistics at Vanderbilt

Year	GP	GS	Min	Avg	FG	FGA	Pct	3FG	3FGA	Pct	FT	FTA	Pct	Off	Def	Tot	Avg	PF	FO	Ast	TO	Blk	Stl	Pts	Avg
2008-09	31	31	805	26.0	136	271	.502	9	41	.220	96	139	.691	82	110	192	6.2	76	5	53	69	12	29	377	12.2
2009-10	33	33	883	26.8	148	300	.493	1	11	.091	141	189	.746	64	108	172	5.2	87	2	57	74	13	36	438	13.3
2010-11	34	33	1078	31.7	171	381	.449	39	113	.345	120	167	.719	57	131	188	5.5	83	3	80	87	19	35	501	14.7
2011-12	12	12	374	31.2	83	152	.546	17	42	.405	32	53	.604	30	39	69	5.8	18	0	26	33	7	21	215	17.9
TOTAL	110	109	3140	28.5	538	1104	.487	66	207	.319	389	548	.710	233	388	621	5.6	264	10	216	263	51	121	1531	13.9

Taylor's SEC Statistics at Vanderbilt

Year	GP	GS	Min	Avg	FG	FGA	Pct	3pt	3ptA	Pct	FT	FTA	Pct	Off	Def	Tot	Avg	PF	FO	Ast	TO	Blk	Stl	Pts	Avg
2008-09	16	16	425	26.6	64	131	.489	4	12	.333	53	76	.697	47	53	100	6.3	38	3	30	43	5	12	185	11.6
2009-10	16	16	444	27.8	68	137	.496	0	3	.000	83	108	.769	25	46	71	4.4	46	2	29	40	7	20	219	13.7
2010-11	16	15	540	33.8	80	200	.400	18	58	.310	49	72	.681	35	56	91	5.7	44	2	40	36	8	21	227	14.2
TOTAL	48	47	1409	29.4	212	468	.453	22	73	.301	185	256	.723	107	155	262	5.5	128	7	99	119	20	53	631	13.1



STEVE TCHIENGANG

33

Senior, Forward
6' 9" 240 lbs.
Douala, Cameroon
Montverde Acad. (Fla.)/
Cypress Comm. Christian
(Texas)

SEASON HIGHS

Points: 9, vs. Oregon State (11/21/11)
FG Made: 3, vs. Longwood (12/19/11)
FG Atts: 7, vs. Longwood (12/19/11)
3FG Made: 1, 2x, last vs. Xavier (11/28/11)
3FG Atts: 2, 2x, last vs. Bucknell (11/15/11)
FT Made: 4, vs. Oregon State (11/21/11)
FT Atts: 5, vs. N.C. State (11/19/11)
Rebounds: 11, vs. N.C. State (11/19/11)
Assists: 2, 3x, last vs. Indiana State (12/17/11)
Turnovers: 3, 2x, vs. Indiana State (12/17/11)
Blocks: 2, 2x, last vs. Xavier (11/28/11)
Steals: 2, vs. Cleveland St. (11/13/11)
Minutes: 40, vs. Louisville (12/02/11)

CAREER HIGHS

Points: 15, vs. SE La. (12/18/10);
FG Made: 5, 2x, last at S. Carolina (1/8/11);
FG Atts: 9, at S. Carolina (1/8/11);
3FG Made: 2, 4x, last vs. Kentucky (2/12/11);
3FG Atts: 4, 2x, last vs. App. State (11/27/10);
FT Made: 5, at Georgia (2/25/09);
FT Atts: 8, vs. Davidson (1/2/11);
Rebounds: 11, vs. N.C. State (11/19/11)
Assists: 3, vs. Kentucky (2/12/11);
Turnovers: 4, vs. S. Carolina (3/6/10);
Blocks: 4, vs. Nebraska (11/18/10);
Steals: 2, 3x, last vs. Cleveland St. (11/13/11);
Minutes: 40, vs. Louisville (12/02/11)

MISCELLANEOUS

	2011-12	Career
Double-Digit Scoring	-	7
Double-Digit Reb.	2	2
Starts	10	27

TCHIENGANG NOTEBOOK

- ✪ Starting at the five spot for the injured Festus Ezeli.
- ✪ Did not play vs. Monmouth because of concussion symptoms.
- ✪ Broke his previous career high of 9 rebounds with 10 against Cleveland St. (11/13/11), then had 11 rebounds vs. N.C. State (11/19/11).
- ✪ Played a career-high 34 minutes vs. N.C. State (11/19/11)
- ✪ 6'9 forward/center who is a physical presence around the basket who can step out and hit a perimeter jumpshot to keep defenses honest.
- ✪ Will see time at the center position as Festus Ezeli recovers from a preseason knee injury.
- ✪ Played in all 34 games in 2010-11 and averaged 4.8 points and 3.0 rebounds per game.
- ✪ Scored in double-digits seven times in 2010-11, including a career-high 15 points against Southeastern Louisiana (12/18).
- ✪ Tallied 10 points against Tennessee (2/22).
- ✪ Scored 12 points and added 3 assists vs. Kentucky (2/12).
- ✪ Shot 41.5% from three on the season (22-53).
- ✪ Originally from Cameroon, he is very involved in the Nashville community, especially with African refugees.
- ✪ Speaks French and English. James Siakam is also a fellow Cameroonian.

TCHIENGANG GAME-BY-GAME (SENIOR)

Opponent	M	FG-A	3P-A	FT-A	Reb	PF	A	T	B	S	PTS
N11 Oregon	21	2-3	0-0	0-0	3	2	0	1	2	0	4
N13 Cleveland State	25	1-5	0-2	3-3	10	4	2	1	1	2	5
N15 Bucknell	21	2-4	1-2	2-2	3	1	0	0	0	0	7
N19 N.C. State	34	2-4	0-1	2-5	11	1	1	1	0	0	6
N21 Oregon State	24	2-2	1-1	4-4	5	3	1	1	0	0	9
N25 Monmouth					DNP						
N28 Xavier	21	1-1	1-1	0-0	4	5	2	2	2	1	3
D2 @Louisville	40	0-1	0-1	1-2	5	3	1	1	1	1	1
D7 @Davidson	8	0-1	0-0	0-0	0	4	0	3	0	0	0
D17 Indiana State	17	0-3	0-1	2-4	3	1	2	3	1	0	3
D19 Longwood	25	3-7	0-1	1-2	4	2	0	0	0	1	7
D21 Lafayette	14	1-1	0-0	0-0	9	1	0	1	0	0	2
D29 @Marquette											
J2 Miami (Ohio)											
J7 Auburn											
J10 @South Carolina											
J14 Georgia											
J19 @Alabama											
J21 Mississippi State											
J24 Tennessee											
J28 MTSU											
J31 @Arkansas											
F4 @Florida											
F8 LSU											
F11 Kentucky											
F16 @Ole Miss											
F19 @Georgia											
F22 South Carolina											
F25 @Kentucky											
F28 Florida											
M3 @Tennessee											

Tchiengang's Overall Statistics at Vanderbilt

Year	GP	GS	Min	Avg	FG	FGA	Pct	3FG	3FGA	Pct	FT	FTA	Pct	Off	Def	Tot	Avg	PF	FO	Ast	TO	Blk	Stl	Pts	Avg
2008-09	25	16	432	17.3	28	85	.329	12	39	.308	23	32	.719	23	56	79	3.2	71	2	12	30	11	9	91	3.6
2009-10	33	1	382	11.6	38	75	.507	5	13	.385	31	51	.608	31	52	83	2.5	74	2	7	37	5	7	112	3.4
2010-11	34	0	559	16.4	53	118	.449	22	53	.415	34	45	.756	32	70	102	3.0	72	2	15	34	12	11	162	4.8
2011-12	11	10	250	22.7	14	32	.438	3	10	.300	15	22	.682	17	40	57	5.2	27	1	9	14	7	5	46	4.2
TOTAL	103	27	1623	15.8	133	310	.429	42	115	.365	103	150	.687	103	218	321	3.1	244	7	43	115	35	32	411	4.0

Tchiengang's SEC Statistics at Vanderbilt

Year	GP	GS	Min	Avg	FG	FGA	Pct	3pt	3ptA	Pct	FT	FTA	Pct	Off	Def	Tot	Avg	PF	FO	Ast	TO	Blk	Stl	Pts	Avg
2008-09	16	10	279	17.4	20	55	.364	9	26	.346	18	23	.783	13	37	50	3.1	48	2	7	20	8	7	67	4.2
2009-10	16	1	207	12.9	18	36	.500	3	6	.500	18	30	.600	16	30	46	2.9	42	2	3	20	2	2	57	3.6
2010-11	16	0	253	15.8	22	54	.407	8	22	.364	10	15	.667	11	23	34	2.1	38	2	5	15	3	4	62	3.9
TOTAL	48	11	739	15.4	60	145	.414	20	54	.370	46	68	.676	40	90	130	2.7	128	6	15	55	13	13	186	3.9



BRAD TINSLEY

1

Senior, Guard
6' 3" 210 lbs.
Oregon City, Ore.
Oregon City HS

SEASON HIGHS

Points: 16, vs. Monmouth (11/25/11)
FG Made: 5, 3x, last vs. N.C. State (11/19/11)
FG Atts: 15, vs. Bucknell (11/15/11)
3FG Made: 3, vs. Longwood (12/19/11)
3FG Atts: 7, vs. Bucknell (11/15/11)
FT Made: 8, vs. Monmouth (11/25/11)
FT Atts: 8, vs. Monmouth (11/25/11)
Rebounds: 10, vs. Lafayette (12/21/11)
Assists: 7, vs. Xavier (11/28/11)
Turnovers: 4, 2x, last vs. Louisville (12/02/11)
Blocks: 1, vs. Bucknell (11/15/11)
Steals: 2, 4x, last vs. Longwood (12/19/11)
Minutes: 40, vs. Louisville (12/02/11)

CAREER HIGHS

Points: 20, vs. Alabama (3/12/09);
FG Made: 7, 3x, last at LSU (2/26/11);
FG Atts: 15, at Kentucky (1/10/09);
3FG Made: 5, 2x, last vs. Alabama (3/12/09);
3FG Atts: 10, 2x, last vs. Alabama (3/12/09);
FT Made: 8, 5x, last vs. Monmouth (11/25/11);
FT Atts: 10, vs. St. Mary's (1/22/11);
Rebounds: 10, 3x, last vs. Lafayette (12/21/11);
Assists: 10, vs. Presbyterian (11/12/10);
Turnovers: 6, 2x, last vs. Tenn. St. (12/19/09);
Blocks: 1, 7x, last vs. North Carolina (11/21/10);
Steals: 3, 3x, last vs. Presbyterian (11/12/10);
Minutes: 40, vs. Louisville (12/02/11)

MISCELLANEOUS

	2011-12	Career
Double-Digit Scoring	6	52
Double-Digit Reb.	-	2
Double-Doubles	-	1
Triple-Doubles	-	1
5+ Assists	3	31

TINSLEY NOTEBOOK

- ☛ Scored game-winning bucket vs. Oregon State in finals of TicketCity Legends Classic.
- ☛ Tied a career-high with 10 assists against Lafayette (12/21).
- ☛ Tallied season-high 16 points vs. Monmouth (11/25); was 8-for-8 from charity stripe.
- ☛ Scored 14 points on 5-8 shooting vs. N.C. State (11/19).
- ☛ Tinsley's scored 13 points vs. Oregon (11/11) and 12 vs. Bucknell (11/15).
- ☛ Combo guard who played both guard positions as a freshman and sophomore, and started all 34 games at the point guard position as a junior.
- ☛ Posted the school's first triple-double in the team's season opener in 2010 against Presbyterian.
- ☛ Tallied 11 points, 10 rebounds, and 10 assists against Presbyterian. The 10 rebounds and 10 assists were both career highs. It was also his first career double-double.
- ☛ Averaged 10.6 points, 4.6 assists, and 3.7 rebounds per game in 2010-11, and led the SEC in assists in all games (4.5).
- ☛ Had five or more assists in 18 games in 2010-11 and has 27 in his career.
- ☛ Dished out nine assists vs. South Carolina (2/5) and at Kentucky (3/1); had eight assists against Marquette (12/29).
- ☛ Second in the SEC in assist to turnover ratio in all games (2.2).
- ☛ Second on VU's single-season junior assist list with 155.
- ☛ Scored in double figures in 19 games with a season-high 18 points coming against Saint Mary's.
- ☛ Originally from Oregon City, Oregon, he is the state's second all-time leading scorer, behind Kevin Love, in "big school" competition, and the fifth all-time leading scorer for all schools (2,330 points).
- ☛ His mom and dad, Carl and Kathy, have moved to Nashville every basketball season of his career, and will do the same this season.
- ☛ Advice to youngsters: "Enjoy your childhood because it goes by fast."

TINSLEY GAME-BY-GAME (SENIOR)

Opponent	M	FG-A	3P-A	FT-A	Reb	PF	A	T	B	S	PTS
N11 Oregon	17	5-7	2-4	1-2	2	2	3	0	0	0	13
N13 Cleveland State	21	3-6	0-1	1-2	2	1	2	3	0	2	7
N15 Bucknell	31	5-15	1-7	1-2	5	3	2	0	1	0	12
N19 N.C. State	33	5-8	2-3	2-2	2	3	4	3	0	0	14
N21 Oregon State	29	4-6	1-3	0-0	2	1	2	3	0	1	9
N25 Monmouth	27	3-4	2-3	8-8	1	3	1	3	0	1	16
N28 Xavier	32	2-9	0-4	0-0	2	0	7	4	0	2	4
D2 @Louisville	40	2-9	2-4	2-4	3	1	5	4	0	0	8
D7 @Davidson	31	3-9	1-2	1-2	5	2	1	1	0	0	8
D17 Indiana State	35	5-8	2-4	0-0	6	0	3	0	1	2	12
D19 Longwood	26	3-6	3-5	3-3	3	1	3	2	0	2	12
D21 Lafayette	27	3-5	1-2	0-0	5	2	10	2	0	1	7
D29 @Marquette											
J2 Miami (Ohio)											
J7 Auburn											
J10 @South Carolina											
J14 Georgia											
J19 @Alabama											
J21 Mississippi State											
J24 Tennessee											
J28 MTSU											
J31 @Arkansas											
F4 @Florida											
F8 LSU											
F11 Kentucky											
F16 @Ole Miss											
F19 @Georgia											
F22 South Carolina											
F25 @Kentucky											
F28 Florida											
M3 @Tennessee											

Tinsley's Overall Statistics at Vanderbilt

Year	GP	GS	Min	Avg	FG	FGA	Pct	3FG	3FGA	Pct	FT	FTA	Pct	Off	Def	Tot	Avg	PF	FO	Ast	TO	Blk	Stl	Pts	Avg
2008-09	31	28	960	31.0	108	258	.419	69	168	.411	56	68	.824	7	72	79	2.5	36	0	86	64	5	20	341	11.0
2009-10	33	27	858	26.0	77	190	.405	31	105	.295	44	51	.863	5	78	83	2.5	38	0	94	60	5	15	229	6.9
2010-11	34	34	1111	32.7	115	264	.436	45	122	.369	84	102	.824	9	117	126	3.7	36	0	155	63	7	28	359	10.6
2011-12	12	12	338	28.2	43	92	.467	17	42	.405	19	25	.760	3	35	38	3.2	19	0	43	25	2	11	122	10.2
TOTAL	110	101	3267	29.7	343	804	.427	162	437	.371	203	246	.825	24	302	326	3.0	129	0	378	212	19	74	1051	9.6

Tinsley's SEC Statistics at Vanderbilt

Year	GP	GS	Min	Avg	FG	FGA	Pct	3pt	3ptA	Pct	FT	FTA	Pct	Off	Def	Tot	Avg	PF	FO	Ast	TO	Blk	Stl	Pts	Avg
2008-09	16	15	508	31.8	56	135	.415	32	83	.386	31	36	.861	5	38	43	2.7	20	0	47	35	3	9	175	10.9
2009-10	16	13	420	26.3	38	98	.388	11	46	.239	31	33	.939	4	42	46	2.9	20	0	45	23	2	7	118	7.4
2010-11	16	16	545	34.1	54	121	.446	19	51	.373	43	48	.896	4	47	51	3.2	18	0	66	28	1	12	170	10.6
TOTAL	48	44	1473	30.7	148	354	.418	62	180	.344	105	117	.897	13	127	140	2.9	58	0	158	86	6	28	463	9.6

2011-12 Vanderbilt Basketball
Vanderbilt Combined Team Statistics (as of Dec 27, 2011)
All games

RECORD:	OVERALL	HOME	AWAY	NEUTRAL
ALL GAMES	8-4	5-3	1-1	2-0
CONFERENCE	0-0	0-0	0-0	0-0
NON-CONFERENCE	8-4	5-3	1-1	2-0

#	Player	gp-gs	min	avg	Total		3-Point		F-Throw		Rebounds				pf	dq	a	to	blk	stl	pts	avg		
					fg-fga	fg%	3fg-fga	3fg%	ft-fa	ft%	off	def	tot	avg										
23	JENKINS, John	11-11	364	33.1	76-157	.484	42-96	.438	33-42	.786	6	24	30	2.7	21	0	12	19	4	11	227	20.6		
44	TAYLOR, Jeffery	12-12	374	31.2	83-152	.546	17-42	.405	32-53	.604	30	39	69	5.8	18	0	26	33	7	21	215	17.9		
05	GOULBOURNE, Lance	12-11	348	29.0	46-88	.523	5-16	.313	28-46	.609	23	64	87	7.3	31	0	9	26	9	17	125	10.4		
01	TINSLEY, Brad	12-12	338	28.2	43-92	.467	17-42	.405	19-25	.760	3	35	38	3.2	19	0	43	25	2	11	122	10.2		
03	EZELI, Festus	2-1	43	21.5	6-13	.462	0-0	.000	7-10	.700	4	6	10	5.0	5	1	0	4	3	0	19	9.5		
33	TCHIENGANG, Steve	11-10	250	22.7	14-32	.438	3-10	.300	15-22	.682	17	40	57	5.2	27	1	9	14	7	5	46	4.2		
02	JOHNSON, Kedren	12-0	155	12.9	15-41	.366	8-22	.364	9-10	.900	1	14	15	1.3	9	0	20	17	1	6	47	3.9		
45	ODOM, Rod	12-2	203	16.9	16-39	.410	7-19	.368	4-9	.444	17	14	31	2.6	28	0	3	12	5	5	43	3.6		
40	HENDERSON, Josh	7-0	67	9.6	8-17	.471	0-0	.000	5-9	.556	12	9	21	3.0	14	0	5	5	0	1	21	3.0		
24	PARKER, Dai-Jon	12-0	139	11.6	9-37	.243	4-24	.167	2-4	.500	1	8	9	0.8	8	0	9	7	5	4	24	2.0		
12	SMART, Jordan	4-0	10	2.5	3-3	1.000	2-2	1.000	0-0	.000	0	1	1	0.3	2	0	0	0	0	0	8	2.0		
11	FULLER, Kyle	9-1	100	11.1	5-17	.294	0-7	.000	4-6	.667	2	10	12	1.3	7	0	13	7	0	5	14	1.6		
34	MOATS, Shelby	6-0	45	7.5	3-10	.300	2-8	.250	0-1	.000	3	7	10	1.7	6	0	5	4	0	1	8	1.3		
35	SIAKAM, James	5-0	12	2.4	0-2	.000	0-0	.000	2-4	.500	0	0	0	0.0	0	0	0	1	0	0	2	0.4		
14	NOLL, Aaron	2-0	2	1.0	0-1	.000	0-0	.000	0-0	.000	1	0	1	0.5	0	0	0	0	0	0	0	0.0		
Team											13	26	39											
Total.....		12	2450		327-701	.466	107-288	.372	160-241	.664	133	297	430	35.8	195	2	154	179	43	87	921	76.8		
Opponents.....		12	2450		311-697	.446	70-207	.338	142-207	.686	121	283	404	33.7	218	-	155	183	32	101	834	69.5		

TEAM STATISTICS	VANDY	OPP	Date	Opponent	Score	Att.
SCORING	921	834	11/11/11	OREGON	w 78-64	14316
Points per game	76.8	69.5	11/13/11	CLEVELAND STATE	L 58-71	13503
Scoring margin	+7.3	-	11/15/11	BUCKNELL	w 80-68	12543
FIELD GOALS-ATT	327-701	311-697	11/19/11	vs North Carolina State	w 86-79	4187
Field goal pct	.466	.446	11/21/11	vs Oregon State	w 64-62	3294
3 POINT FG-ATT	107-288	70-207	11/25/11	MONMOUTH	w 95-73	12807
3-point FG pct	.372	.338	11/28/11	XAVIER	Lot 70-82	14316
3-pt FG made per game	8.9	5.8	12/2/11	at Louisville	Lot 60-62	22728
FREE THROWS-ATT	160-241	142-207	12/07/11	at Davidson	w 87-83	4475
Free throw pct	.664	.686	12/17/11	INDIANA STATE	L 55-61	13310
F-Throws made per game	13.3	11.8	12/19/11	LONGWOOD	w 99-71	12886
REBOUNDS	430	404	12/21/11	LAFAYETTE	w 89-58	13034
Rebounds per game	35.8	33.7				
Rebounding margin	+2.2	-				
ASSISTS	154	155				
Assists per game	12.8	12.9				
TURNOVERS	179	183				
Turnovers per game	14.9	15.3				
Turnover margin	+0.3	-				
Assist/turnover ratio	0.9	0.8				
STEALS	87	101				
Steals per game	7.3	8.4				
BLOCKS	43	32				
Blocks per game	3.6	2.7				
ATTENDANCE	106715	34684				
Home games-Avg/Game	8-13339	2-13602				
Neutral site-Avg/Game	-	2-3740				

* - Conference game

Score by Periods	1st	2nd	OT	Totals
Vanderbilt	435	472	14	921
Opponents	368	438	28	834

2011-12 Vanderbilt Basketball
 Vanderbilt Team Game-by-Game (as of Dec 27, 2011)
 All games

TEAM STATISTICS

Opponent	Date	Score		Total		3-Pointers		Free throws		Rebounds				pf	a	t/o	blk	stl	pts	avg
				fg-fga	pct	3fg-fga	pct	ft-fta	pct	off	def	tot	avg							
OREGON	11/11/11	78-64	W	27-66	.409	9-28	.321	15-27	.556	17	24	41	41.0	20	16	8	6	11	78	78.0
CLEVELAND STATE	11/13/11	58-71	L	18-51	.353	4-17	.235	18-26	.692	13	22	35	38.0	15	6	21	3	10	58	68.0
BUCKNELL	11/15/11	80-68	W	31-68	.456	10-30	.333	8-15	.533	14	25	39	38.3	16	13	5	3	2	80	72.0
vs North Carolina State	11/19/11	86-79	W	28-54	.519	9-25	.360	21-33	.636	11	25	36	37.8	20	14	17	1	8	86	75.5
vs Oregon State	11/21/11	64-62	W	26-55	.473	7-19	.368	5-6	.833	11	22	33	36.8	15	12	22	2	5	64	73.2
MONMOUTH	11/25/11	95-73	W	32-56	.571	11-25	.440	20-27	.741	9	28	37	36.8	15	16	15	2	9	95	76.8
XAVIER	11/28/11	70-82	Lot	27-64	.422	7-22	.318	9-12	.750	9	24	33	36.3	20	16	18	10	7	70	75.9
at Louisville	12/2/11	60-62	Lot	18-44	.409	10-26	.385	14-24	.583	8	23	31	35.6	14	10	18	2	7	60	73.9
at Davidson	12/07/11	87-83	W	30-62	.484	7-15	.467	20-26	.769	14	24	38	35.9	27	8	15	6	4	87	75.3
INDIANA STATE	12/17/11	55-61	L	19-50	.380	6-22	.273	11-18	.611	7	27	34	35.7	10	9	15	4	4	55	73.3
LONGWOOD	12/19/11	99-71	W	36-71	.507	12-29	.414	15-21	.714	13	25	38	35.9	10	13	10	2	11	99	75.6
LAFAYETTE	12/21/11	89-58	W	35-60	.583	15-30	.500	4-6	.667	7	28	35	35.8	13	21	15	2	9	89	76.8
Vanderbilt		921		327-701	.466	107-288	.372	160-241	.664	133	297	430	35.8	195	154	179	43	87	921	76.8
Opponents		834		311-697	.446	70-207	.338	142-207	.686	121	283	404	33.7	218	155	183	32	101	834	69.5

Games played: 12
 Points/game: 76.8
 FG Pct: 46.6
 3FG Pct: 37.2
 FT Pct: 66.4

Rebounds/game: 35.8
 Assists/game: 12.8
 Turnovers/game: 14.9
 Assist/turnover ratio: 0.9
 Steals/game: 7.3
 Blocks/game: 3.6

2011-12 Vanderbilt Basketball
 Vanderbilt Opponent Game-by-Game (as of Dec 27, 2011)
 All games

OPPONENT STATISTICS

Opponent	Date	Score		Total		3-Pointers		Free throws		Rebounds				pf	a	t/o	blk	stl	pts	avg
				fg-fga	pct	3fg-fga	pct	ft-fta	pct	off	def	tot	avg							
OREGON	11/11/11	78-64	W	26-53	.491	6-20	.300	6-17	.353	11	28	39	39.0	24	15	20	5	4	64	64.0
CLEVELAND STATE	11/13/11	58-71	L	27-54	.500	5-17	.294	12-20	.600	10	26	36	37.5	21	13	16	4	15	71	67.5
BUCKNELL	11/15/11	80-68	W	24-51	.471	4-10	.400	16-20	.800	3	29	32	35.7	19	10	8	2	3	68	67.7
vs North Carolina State	11/19/11	86-79	W	31-62	.500	4-11	.364	13-22	.591	10	24	34	35.2	22	16	13	1	12	79	70.5
vs Oregon State	11/21/11	64-62	W	26-60	.433	2-14	.143	8-14	.571	13	18	31	34.4	12	14	17	6	15	62	68.8
MONMOUTH	11/25/11	95-73	W	26-58	.448	8-19	.421	13-17	.765	7	17	24	32.7	21	14	17	0	10	73	69.5
XAVIER	11/28/11	70-82	Lot	28-74	.378	6-15	.400	20-27	.741	25	29	54	35.7	17	8	15	4	8	82	71.3
at Louisville	12/2/11	60-62	Lot	25-60	.417	5-20	.250	7-11	.636	14	23	37	35.9	18	13	16	3	7	62	70.1
at Davidson	12/07/11	87-83	W	27-61	.443	5-22	.227	24-31	.774	12	20	32	35.4	22	15	10	3	8	83	71.6
INDIANA STATE	12/17/11	55-61	L	22-51	.431	10-21	.476	7-10	.700	4	25	29	34.8	14	14	15	1	8	61	70.5
LONGWOOD	12/19/11	99-71	W	26-59	.441	10-20	.500	9-10	.900	8	24	32	34.5	18	14	19	2	2	71	70.5
LAFAYETTE	12/21/11	89-58	W	23-54	.426	5-18	.278	7-8	.875	4	20	24	33.7	10	9	17	1	9	58	69.5
Opponents		834		311-697	.446	70-207	.338	142-207	.686	121	283	404	33.7	218	155	183	32	101	834	69.5
Vanderbilt		921		327-701	.466	107-288	.372	160-241	.664	133	297	430	35.8	195	154	179	43	87	921	76.8

Games played: 12
 Points/game: 69.5
 FG Pct: 44.6
 3FG Pct: 33.8
 FT Pct: 68.6

Rebounds/game: 33.7
 Assists/game: 12.9
 Turnovers/game: 15.3
 Assist/turnover ratio: 0.8
 Steals/game: 8.4
 Blocks/game: 2.7

2011-12 Vanderbilt Basketball
Vanderbilt Points-Rebounds-Assists (as of Dec 27, 2011)
All games

Opponent	Date	Score		01	02	03	05	11	12	14
				TINSLEY,BR	JOHNSON,KE	EZELI,FEST	GOULBOURNE	FULLER,KYL	SMART,JORD	NOLL,AARON
OREGON	11/11/11	78-64	w	13-2-3	4-0-3	DNP	5-4-0	0-1-2	DNP	DNP
CLEVELAND STATE	11/13/11	58-71	L	7-2-2	3-0-0	DNP	11-8-1	3-1-0	DNP	DNP
BUCKNELL	11/15/11	80-68	w	12-5-2	12-3-2	DNP	12-9-0	0-1-1	3-0-0	DNP
vs North Carolina State	11/19/11	86-79	w	14-2-4	0-2-2	DNP	15-5-1	0-1-1	DNP	DNP
vs Oregon State	11/21/11	64-62	w	9-2-2	2-0-2	DNP	9-9-2	0-1-0	DNP	DNP
MONMOUTH	11/25/11	95-73	w	16-1-1	6-2-1	DNP	7-10-1	2-1-4	2-0-0	0-0-0
XAVIER	11/28/11	70-82	L	4-2-7	2-2-3	DNP	18-7-1	0-0-0	DNP	DNP
at Louisville	12/2/11	60-62	L	8-3-5	0-1-0	DNP	11-8-0	DNP	DNP	DNP
at Davidson	12/07/11	87-83	w	8-5-1	5-2-3	15-6-0	3-7-1	DNP	DNP	DNP
INDIANA STATE	12/17/11	55-61	L	12-6-3	1-1-1	4-4-0	4-6-0	DNP	DNP	DNP
LONGWOOD	12/19/11	99-71	w	12-3-3	6-0-2	DNP	15-10-2	5-2-1	3-1-0	0-1-0
LAFAYETTE	12/21/11	89-58	w	7-5-10	6-2-1	DNP	15-4-0	4-4-4	0-0-0	DNP

Opponent	Date	Score		23	24	33	34	35	40	44
				JENKINS,JO	PARKER,DAI	TCHIENGANG	MOATS,SHEL	SIAKAM,JAM	HENDERSON,	TAYLOR,JEF
OREGON	11/11/11	78-64	w	24-4-2	0-1-0	4-3-0	DNP	DNP	4-4-0	21-11-4
CLEVELAND STATE	11/13/11	58-71	L	17-1-0	0-0-0	5-10-2	DNP	0-0-0	0-4-0	9-4-1
BUCKNELL	11/15/11	80-68	w	DNP	7-2-0	7-3-0	0-1-2	1-0-0	2-3-4	14-6-2
vs North Carolina State	11/19/11	86-79	w	28-2-0	3-1-0	6-11-1	DNP	DNP	0-2-0	17-8-5
vs Oregon State	11/21/11	64-62	w	14-3-0	2-0-2	9-5-1	0-0-1	DNP	2-1-0	13-8-2
MONMOUTH	11/25/11	95-73	w	18-3-1	10-3-3	DNP	3-6-0	1-0-0	10-5-0	16-2-5
XAVIER	11/28/11	70-82	L	20-7-0	0-0-0	3-4-2	DNP	DNP	3-2-1	18-5-2
at Louisville	12/2/11	60-62	L	27-2-1	0-1-1	1-5-1	DNP	DNP	DNP	11-6-2
at Davidson	12/07/11	87-83	w	22-3-2	0-0-0	0-0-0	0-0-1	DNP	DNP	30-4-0
INDIANA STATE	12/17/11	55-61	L	11-4-0	0-0-1	2-3-2	DNP	DNP	DNP	21-6-2
LONGWOOD	12/19/11	99-71	w	19-0-2	0-1-1	7-4-0	0-0-1	0-0-0	DNP	29-5-0
LAFAYETTE	12/21/11	89-58	w	27-1-4	2-0-1	2-9-0	5-3-0	0-0-0	DNP	16-4-1

Opponent	Date	Score		45
				ODOM,ROD
OREGON	11/11/11	78-64	w	3-8-2
CLEVELAND STATE	11/13/11	58-71	L	3-1-0
BUCKNELL	11/15/11	80-68	w	10-3-0
vs North Carolina State	11/19/11	86-79	w	3-1-0
vs Oregon State	11/21/11	64-62	w	4-0-0
MONMOUTH	11/25/11	95-73	w	4-3-0
XAVIER	11/28/11	70-82	L	2-1-0
at Louisville	12/2/11	60-62	L	2-2-0
at Davidson	12/07/11	87-83	w	4-4-0
INDIANA STATE	12/17/11	55-61	L	0-1-0
LONGWOOD	12/19/11	99-71	w	3-4-1
LAFAYETTE	12/21/11	89-58	w	5-3-0

2011-12 Vanderbilt Basketball
Vanderbilt Game-by-Game Highs (as of Dec 27, 2011)
All games

Opponent	Date	Score	Points	Rebounds	Assists	Steals	Blocked shots
OREGON	11/11/11	78-64	24-JENKINS, John	11-TAYLOR, Jeffery	4-TAYLOR, Jeffery	5-TAYLOR, Jeffery	2-TCHIENGANG, Ste GOULBOURNE, La
CLEVELAND STATE	11/13/11	58-71	17-JENKINS, John	10-TCHIENGANG, St	2-TCHIENGANG, Ste TINSLEY, Brad	3-GOULBOURNE, La	1-GOULBOURNE, La TCHIENGANG, Stev PARKER, Dai-Jon
BUCKNELL	11/15/11	80-68	14-TAYLOR, Jeffery	9-GOULBOURNE, La	4-HENDERSON, Jos	2-PARKER, Dai-Jon	1-PARKER, Dai-Jon TINSLEY, Brad GOULBOURNE, La
vs North Carolina State	11/19/11	86-79	28-JENKINS, John	11-TCHIENGANG, St	5-TAYLOR, Jeffery	2-TAYLOR, Jeffery JENKINS, John JOHNSON, Kedren	1-JENKINS, John
vs Oregon State	11/21/11	64-62	14-JENKINS, John	9-GOULBOURNE, La	2-GOULBOURNE, La JOHNSON, Kedren PARKER, Dai-Jon TAYLOR, Jeffery TINSLEY, Brad	2-GOULBOURNE, La TAYLOR, Jeffery	1-ODOM, Rod TAYLOR, Jeffery
MONMOUTH	11/25/11	95-73	18-JENKINS, John	10-GOULBOURNE, L	5-TAYLOR, Jeffery	2-GOULBOURNE, La FULLER, Kyle	1-PARKER, Dai-Jon JOHNSON, Kedren
XAVIER	11/28/11	70-82	20-JENKINS, John	7-GOULBOURNE, La JENKINS, John	7-TINSLEY, Brad	2-JENKINS, John TINSLEY, Brad	2-GOULBOURNE, La TCHIENGANG, Stev TAYLOR, Jeffery JENKINS, John
at Louisville	12/2/11	60-62	27-JENKINS, John	8-GOULBOURNE, La	5-TINSLEY, Brad	4-TAYLOR, Jeffery	1-GOULBOURNE, La TCHIENGANG, Stev
at Davidson	12/07/11	87-83	30-TAYLOR, Jeffery	7-GOULBOURNE, La	3-JOHNSON, Kedren	2-ODOM, Rod	2-TAYLOR, Jeffery EZELI, Festus
INDIANA STATE	12/17/11	55-61	21-TAYLOR, Jeffery	6-GOULBOURNE, La TAYLOR, Jeffery TINSLEY, Brad	3-TINSLEY, Brad	2-TAYLOR, Jeffery TINSLEY, Brad	1-ODOM, Rod EZELI, Festus TCHIENGANG, Stev TINSLEY, Brad
LONGWOOD	12/19/11	99-71	29-TAYLOR, Jeffery	10-GOULBOURNE, L	3-TINSLEY, Brad	2-JENKINS, John FULLER, Kyle TINSLEY, Brad	2-GOULBOURNE, La
LAFAYETTE	12/21/11	89-58	27-JENKINS, John	9-TCHIENGANG, Ste	10-TINSLEY, Brad	3-GOULBOURNE, La	1-TAYLOR, Jeffery PARKER, Dai-Jon