



Game 17/RV/RV VANDERBILT (12-4, 2-0) vs. GEORGIA (9-7, 0-2)
Sat., Jan. 14, 2012 - 3 p.m. CST
Nashville, Tenn. - Memorial Gym (14,316)

Radio: Vanderbilt Radio Network from IMG College, vucommidores.com, XM 200
Radio Talent: Joe Fisher (pxp), Tim Thompson (analyst)
TV: SEC Network
TV Talent: Dave Baker (pxp), Barry Booker (analyst)
Live Stream: ESPN3
Live Stats: vucommidores.com
Twitter Updates: @VandyMBB

Vanderbilt Athletic Communications

2601 Jess Neely Drive, Nashville, TN 37212
 phone: 615-322-4121
 www.vucommidores.com

VANDERBILT SCHEDULE/RESULTS

NOVEMBER					
Date	VU	Opp	Opponent	Time/Result	TV/Rec.
Nov. 7	7/7	-	Xavier (La.)	W, 102-62	
<i>Exhibition</i>					
Nov. 11	7/7	-	Oregon	W, 78-64	1-0
Nov. 13	7/7	-	Cleveland State	L, 58-71	1-1
<i>TicketCity Legends Classic - Regional Round</i>					
Nov. 15	18/20	-	Bucknell	W, 86-79	2-1
<i>TicketCity Legends Classic - Regional Round</i>					
Nov. 19	18/20	-	NC State	W, 86-79	3-1
<i>TicketCity Legends Classic - Finals - East Rutherford, N.J.</i>					
Nov. 21	18/20	-	Oregon St.	W, 64-62	4-1
<i>TicketCity Legends Classic - Finals - East Rutherford, N.J.</i>					
Nov. 25	18/22	-	Monmouth	W, 95-73	5-1
Nov. 28	18/20	12/12	Xavier	L, 70-82 OT	5-2

DECEMBER

Date	VU	Opp	Opponent	Time	TV
Dec. 2	20/19	6/6	Louisville	L, 60-62	5-3
Dec. 7	RV/RV	-	Davidson	W, 87-83	6-3
Dec. 17	25/25	-	Indiana State	L, 55-61	6-4
Dec. 19	RV/RV	-	Longwood	W, 99-71	7-4
Dec. 21	RV/RV	-	Lafayette	W, 89-58	8-4
Dec. 29	-	13/14	Marquette	W, 74-57	9-4

JANUARY

Date	VU	Opp	Opponent	Time	TV
Jan. 2	RV/RV	-	Miami (Ohio)	W, 69-62	10-4
Jan. 7	RV/RV	-	Auburn*	W, 65-35	11-4
Jan. 10	RV/RV	-	South Carolina*	@, 67-57	12-4
Jan. 14	RV/RV	-	Georgia*	3 p.m.	SECN
Jan. 19	-	-	Alabama*	6 p.m.	ESPN2
Jan. 21	-	-	Mississippi St.*	6 p.m.	ESPN/ESPN2
Jan. 24	-	-	Tennessee*	6 p.m.	ESPNU
Jan. 28	-	-	MTSU	1 p.m.	none
Jan. 31	-	-	Arkansas*	8 p.m.	ESPN

FEBRUARY

Date	VU	Opp	Opponent	Time	TV
Feb. 4	-	-	Florida*	12 p.m.	CBS
Feb. 8	-	-	LSU*	8 p.m.	CSS
Feb. 11	-	-	Kentucky*	8 p.m.	ESPN
<i>ESPN College Gameday Driven By State Farm</i>					
Feb. 16	-	-	Ole Miss*	8 p.m.	ESPN/ESPN2
Feb. 19	-	-	Georgia*	12 p.m.	FSN
Feb. 22	-	-	South Carolina*	7 p.m.	SECN
Feb. 25	-	-	Kentucky*	11 a.m.	CBS
Feb. 28	-	-	Florida*	8 p.m.	ESPN



MARCH

Date	VU	Opp	Opponent	Time	TV
Mar. 3	-	-	Tennessee*	3 p.m.	ESPN
Mar. 8-11	-	-	SEC Tournament	SEC Network/ABC	

New Orleans Arena, New Orleans, La.

ALL TIMES CENTRAL
 RANKINGS: AP/ESPN
 *SEC GAME






GAME INFORMATION

	<p>SERIES INFORMATION</p>	
<p>2011-12 Record: 12-4, 2-0 SEC Head Coach: Kevin Stallings Career Record: 371-215 (18) VU Record: 248-152 (13)</p> <p>2011-12 STATISTICAL LEADERS Points: John Jenkins (19.9) Rebounds: Lance Goulbourne (7.6) Assists: Brad Tinsley (4.4) Blocks: Festus Ezeli (1.7)</p>	<p>Series Record: Vanderbilt leads the all-time series, 85-48. Last Meeting: Vanderbilt won the last meeting, 64-56, in Athens on Feb. 16, 2011. Record at Vanderbilt: VU leads 46-15. Record at Georgia: Ga. leads 32-29. Record at Neutral Site: VU leads 6-4. Coach Stallings vs. UGA: Coach Stallings is 15-10 against UGA.</p>	<p>2011-12 Record: 9-7, 0-2 SEC Head Coach: Mark Fox Career Record: 167-79 (7) Georgia Record: 44-36 (3)</p> <p>2011-12 STATISTICAL LEADERS Points: Kentavious Caldwell-Pope (14.2) Rebounds: Marcus Thornton (5.8) Assists: Gerald Robinson (3.4) Blocks: Donte Williams (1.4)</p>

QUICK HITTERS

- ★ Vanderbilt won their sixth consecutive game with a 67-57 victory over South Carolina in their SEC road opener Tuesday in Columbia. John Jenkins led a balanced Commodore attack with 14 points, with Brad Tinsley adding 13 points and nine assists, Jeffery Taylor added 11 points, and Steve Tchiengang chipped in a season-high 10 points.
- ★ The Commodores moved to 2-0 to start SEC play for the fourth time of the Stallings' era, and the first time since 2009-10. In 2009-10, VU started 5-0 in SEC play, the best start to league competition since Stallings took over for the 1999-2000 campaign.
- ★ Vanderbilt held South Carolina to 12 first-half points, the lowest first half total for an opponent since Kentucky scored 11 in the opening half on February 12, 2008.
- ★ In the last four games, the Commodores have limited their opponents to an average of 19.3 points, held their opponents to a shooting percentage of 26.3%, and had a scoring margin of +13.5 in the first half.
- ★ Vanderbilt made 13 threes against South Carolina, the third time this year VU has made 13 or more in a game.
- ★ In the Commodores' last six games, VU is 71-150 from beyond-the-arc, a percentage of 47.3% and an average of 11.8 per game.
- ★ Four of Vanderbilt's starters are hovering around 50% from the floor - Jenkins (48.9%), Taylor (53.6%), Tinsley (50.0%), and Goulbourne (50.5%).
- ★ The Commodores sport the leading scorer in all games (John Jenkins, 19.9 ppg) and the third-leading scorer (Jeffery Taylor, 17.0 ppg) in the SEC. Jenkins also paces the league and nation in three's made at 4.0 per game.
- ★ In the last five games, Jenkins, Taylor, and Tinsley are averaging 19.6, 14.6, and 10.8 points per game, respectively. Combined, the three are 79-140 from the floor (56.4%) and 44-79 from three (55.7%).

VANDERBILT PROBABLE STARTERS

BRAD TINSLEY	JOHN JENKINS	JEFFERY TAYLOR	LANCE GOULBOURNE	FESTUS EZELI
#1	#23	#44	#5	#3
Senior, Guard 6' 3" 210 lbs. Oregon City, Ore.	Junior, Guard 6' 4" 215 lbs. Hendersonville, Tenn.	Senior, Forward 6' 7" 225 lbs. Norrkoping, Sweden	Senior, Forward 6' 8" 225 lbs. Brooklyn, N.Y.	Senior, Center 6' 11" 255 lbs. Benin City, Nigeria
				
'11-12 Avgs Pts: 10.6 Rebs: 2.8 Asst: 4.4 FG%: 50.0 3FG%: 45.5	'11-12 Avgs Pts: 19.9 Rebs: 2.7 Asst: 1.1 FG%: 49.8 3FG%: 46.2	'11-12 Avgs Pts: 17.0 Rebs: 5.4 Asst: 2.1 FG%: 53.6 3FG%: 44.1	'11-12 Avgs Pts: 9.9 Rebs: 7.6 Blks: 1.1 FG%: 50.5 3FG%: 33.3	'11-12 Avgs Pts: 5.8 Rebs: 5.7 Blks: 1.7 FG%: 40.7 3FG%: 0.0

VANDERBILT ATHLETIC COMMUNICATIONS

2601 Jess Neely Drive, Nashville, TN 37212
phone: 615-322-4121

INTERVIEW POLICY

Vanderbilt head coach Kevin Stallings and selected Vanderbilt players will be available to the media before practice on a weekly basis during the non-conference season, and bi-weekly during the SEC season.

The times for those media sessions will be emailed to media members in advance of those pre-practice interviews.

Media may photograph the first 20 minutes of practice. All practices are closed to the public.

POSTGAME INTERVIEW POLICY

Vanderbilt head coach Kevin Stallings will enter the Memorial Gym interview room after the NCAA-mandated 10-minute cooling off period, followed by Vanderbilt players.

Visiting coach and player interviews will be at the discretion of the visiting SID.

SEC TELECONFERENCE

Vanderbilt head coach Kevin Stallings and the 11 other SEC coaches will be available on a Monday teleconference January 2-March 5. Details on the teleconference will be released by the SEC Office via email to media members a day before the teleconference.

Order of Appearance (All Times Central):

10:00 a.m.	Kevin Stallings, Vanderbilt
10:07 a.m.	Billy Donovan, Florida
10:14 a.m.	Darrin Horn, S. Carolina
10:21 a.m.	Mark Fox, Georgia
10:28 a.m.	Trent Johnson, LSU
10:35 a.m.	John Calipari, Kentucky
10:42 a.m.	Cuonzo Martin, Tennessee
10:49 a.m.	Mike Anderson, Arkansas
10:56 a.m.	Anthony Grant, Alabama
11:03 a.m.	Tony Barbee, Auburn
11:10 a.m.	Andy Kennedy, Ole Miss
11:17 a.m.	Rick Stansbury, Miss. St.

VUCOMMODORES.COM

The official website of Vanderbilt athletics, vucommo-
dore.com, includes pregame notes, season
statistics, videos of press conferences and meetings
with the media, live stats, twitter feeds, and stream-
ing audio and video of everything that is Commodore
athletics.

@VANDYMBB

The official Twitter feed of Vanderbilt men's bas-
ketball, follow the latest information and get breaking
news on Commodore basketball.

MORE ON THE GEORGIA SERIES

★ Saturday's meeting with the Bulldogs will be the 134th in the overall series, with Vanderbilt holding an 85-48 advantage all-time.

★ The Commodores lead the series in Nashville, 46-15, and have won five consecutive games against the Bulldogs at Memorial Gym.

★ Vanderbilt has won four in a row in the series, dating back to the 2009-10 season in Athens (2/6/10, L, 58-72).

★ Coach Stallings is 15-10 all-time against the Bulldogs.

★ Bulldog starting guard Gerald Robinson is from Nashville, Tenn., and played at Tennessee State before transferring to Georgia after the 2009 season.

	VU		GA	
	All	SEC	All	SEC
Record	12-4	2-0	9-7	0-2
Scoring Offense	74.8	66.0	61.9	53.5
Scoring Defense	65.3	46.0	62.8	72.0
Scoring Margin	+9.4	+20.0	-0.8	-18.5
FG%	.469	.506	.406	.383
FG% Defense	.428	.343	.419	.526
3FG%	.398	.510	.334	.314
3FG% Defense	.331	.269	.333	.342
Free Throw %	.683	.667	.686	.560
Rebounding	35.3	34.5	33.1	27.0
Rebounding Margin	+2.5	+7.0	-1.6	-7.0
Turnovers/game	14.6	14.5	11.1	11.0
Opponent Turnovers	14.6	11.0	11.5	11.5
Steals	7.2	6.0	5.9	5.5
Blocks	4.0	4.0	3.8	3.0

MORE ON GEORGIA

Georgia enters the game with a 9-7 overall record and an 0-2 mark in SEC play after dropping a 70-48 decision to Florida on January 10. Freshman Kentavious Caldwell-Pope leads the team in scoring with 14.2 points per game, while Donte' Williams leads the team on the glass with 5.3 rebounds per contest.

TEAM NOTES

MORE QUICK HITTERS

★ Taylor is fourth in the SEC in field goal percentage (.536), and has made more field goals per game than any other player (6.5).

★ Vanderbilt is the only team in the SEC that sports three 1,000-point scorers in John Jenkins, Jeffery Taylor, and Brad Tinsley.

★ In SEC play, the Commodores rank first in scoring defense (46.0), scoring margin (+20.0), field goal percentage defense (.343), 3-point field goal percentage (.510), and threes made (13.0).

★ Jenkins now has scored in double figures in every game he's played this season, and 63 times in his career. He has achieved the mark in 46 consecutive games played.

★ In the last five games, Commodore opponents are only shooting 38.0% (105-276) from the field, and 30% (24-80) from three.

★ Vanderbilt is also outrebounding teams by a +5.0 margin in the last five games and are also averaging 16.4 assists.

COACH STALLINGS COACHED HIS 400TH GAME AT VANDERBILT AGAINST SOUTH CAROLINA

Vanderbilt head coach Kevin Stallings coached in his 400th career game at Vanderbilt and the Commodores rewarded him with a 67-57 victory in Columbia, S.C., Tuesday night. Stallings is in his 13th season and is Vanderbilt's second winningest coach in Commodore history with 248 career victories. Overall, Stallings is in his 18th season and has a career record of 371-215.

THREE 1,000-POINT SCORERS

Brad Tinsley scored 16 points against Monmouth and became the 43rd person to eclipse the 1,000-point barrier, and the second VU player this season to accomplish the feat. John Jenkins recently surpassed the 1,000-point mark to become the 42nd player earlier this year against Cleveland State. Jeffery Taylor is the third player in this year's starting lineup who has 1,000 points - he became the 41st player in Vanderbilt history to surpass the 1,000-point barrier last season.

The 'Dores are the only team in the SEC with three 1,000-point scorers.

MEDIA AVAILABILITY SCHEDULE - JANUARY 9-23

SUNDAY 1/8	MONDAY 1/9	TUESDAY 1/10	WEDNESDAY 1/11	THURSDAY 1/12	FRIDAY 1/13	SATURDAY 1/14
No Availability	Availability 3 p.m.	8 p.m. At S.C.	Off	Availability 2:45 p.m.	No Availability	3 p.m. Georgia
SUNDAY 1/15	MONDAY 1/16	TUESDAY 1/17	WEDNESDAY 1/18	THURSDAY 1/19	FRIDAY 1/20	SATURDAY 1/21
Off	No Availability	Availability 2:45 p.m.	No Availability	6 p.m. At Alabama	Availability 2:45 p.m.	6 p.m. Miss. St.

THREE ON WOODEN PRESEASON WATCH LIST

The Commodores' Festus Ezeli, John Jenkins, and Jeffery Taylor are three of 50 players on the preseason Wooden Award Preseason Watch List - Vanderbilt, North Carolina, and Ohio State are the only three teams in the country with three players on the list.

TINSLEY A BOB COUSY AWARD NOMINEE

Senior point guard Brad Tinsley has been nominated for the Bob Cousy Award, an honor given to the nation's top point guard. Tinsley is averaging 10.6 points, 2.8 rebounds, and 4.4 assists per game for the season. Tinsley leads the SEC in assists in SEC games only with 7.5 assists per game.

'DORES STRENGTH OF SCHEDULE REMAINS STRONG

In the latest RPI Ratings on RealTimeRPI.com, Vanderbilt is ranked 20th in Strength of Schedule, the strongest SOS in the SEC, and has an RPI of 34.

LOOKING FOR THREE CONSECUTIVE NCAA TOURNAMENTS

The Commodores have appeared in two consecutive NCAA Tournaments, and are seeking a third consecutive berth for the first time in the program's history.

VANDERBILT AND THE SEC

Vanderbilt is in its 78th season in the Southeastern Conference and has a career record of 642-633 against current members of the SEC.

NEXT UP FOR COMMODORES

The Commodores travel to Alabama on January 19 (6 p.m., ESPN2), and then return home to take on Mississippi State at Memorial Gym on Saturday, January 21 (6 p.m., ESPN).

2011-12 VS. RANKED OPPONENTS

Vanderbilt are 1-2 against ranked opponents this year after defeating Marquette on December 29 in Milwaukee, 74-57. Vanderbilt's two losses have come in overtime to Xavier (82-70, November 28) and at Louisville (62-60, December 2).

RECORD AGAINST RANKED OPPONENTS

Vanderbilt has an 86-208 record all-time against ranked opponents, and a 59-69 record against ranked opponents at home. In the Stallings era, Vanderbilt is 32-53 against ranked foes. In 2010-11, Vanderbilt was 3-4 against ranked opponents and 0-3 in road contests.

'DORES MOVING UP ALL-TIME LISTS

Vanderbilt current players and Vanderbilt's all-time lists:

Player	Category	Position
Jeffery Taylor	Scoring	9th (1,588)
Jeffery Taylor	Steals	10th (126)
Jeffery Taylor	Free Throws Made	7th (495)
Jeffery Taylor	Free Throws Att.	5th (557)
John Jenkins	Scoring	25th (1,262)
John Jenkins	3's Made	7th (232)
John Jenkins	3's Attempted	10th (524)
John Jenkins	3FG %	3rd (.442)
John Jenkins	FT%	5th (.857)
Brad Tinsley	Scoring	34th (1,098)
Brad Tinsley	FT%	T-6th (.833)
Brad Tinsley	Assists	7th (405)
Brad Tinsley	Assists/game	5th (3.55)
Festus Ezeli	Blocks	1st (162)
Festus Ezeli	Blocks/game	1st (1.60)

Taylor is also on the verge of entering the top 10 in rebounding with 638 (10th is Ben Rowan, 666).

COMMODORES ON TELEVISION

Vanderbilt will appear on television 25 times in the regular season, with 17 slated for national broadcasts. The 'Dores' next television game will be January 14 against Georgia at 3 p.m. CT (SEC Network). In fact, VU has only one more game not scheduled for television (MTSU, Jan. 28).

NATIONAL POLLS

AP TOP 25 - WEEK 10

1	Syracuse (60)	17-0	1,618
2	Kentucky (5)	15-1	1,558
3	North Carolina	14-2	1,476
4	Baylor	15-0	1,436
5	Ohio State	15-2	1,347
6	Michigan State	14-2	1,263
7	Indiana	15-1	1,217
8	Duke	13-2	1,186
9	Missouri	14-1	1,096
10	Kansas	12-3	1,005
11	Georgetown	13-2	990
12	UNLV	16-2	852
13	Michigan	13-3	715
14	Louisville	13-3	704
15	Murray State	16-0	628
16	Virginia	14-1	607
17	Connecticut	12-3	535
18	Kansas State	12-2	482
19	Florida	12-4	463
20	Mississippi State	13-3	362
21	Gonzaga	13-2	347
22	San Diego State	13-2	313
23	Creighton	13-2	236
24	Seton Hall	14-2	205
25	Marquette	12-4	170

Others Receiving Votes

Wisconsin 97, Alabama 40, **Vanderbilt 37**, West Virginia 33, New Mexico 28, Saint Mary's 18, Harvard 16, Illinois 14, Arkansas 11, Stanford 9, Saint Louis 7, Dayton 2, Iowa State 1, Wagner 1

ESPN/USA TODAY POLL - WEEK 10

1	Syracuse (30)	17-0	774
2	Kentucky (1)	15-1	742
3	North Carolina	14-2	702
4	Baylor	15-0	684
5	Ohio State	15-2	649
6	Duke	13-2	583
7	Michigan State	14-2	578
8	Indiana	15-1	552
9	Missouri	14-1	540
10	Kansas	12-3	480
11	Georgetown	13-2	425
12	UNLV	16-2	374
13	Michigan	13-3	351
14	Murray State	16-0	341
15	Louisville	13-3	321
16	Connecticut	12-3	304
17	Virginia	14-1	251
18	Kansas State	12-2	242
19	Florida	12-4	226
20	Mississippi State	13-3	181
21	Creighton	13-2	163
22	San Diego State	13-2	131
23	Gonzaga	13-2	103
24	Marquette	12-4	69
25	Harvard	13-2	58

Others Receiving Votes

Wisconsin 43, Saint Mary's 39, Seton Hall 36, **Vanderbilt 33**, New Mexico 25, Middle Tennessee 20, Alabama 18, West Virginia 9, Southern Miss 8, Stanford 5, Wichita State 5, Dayton 4, Illinois 4, Iowa State 1, Nevada 1

TV RECORD

After the win over South Carolina on January 10, Vanderbilt is now 5 (Oregon, Lafayette, Marquette, Auburn, South Carolina)-4 (Cleveland State, Xavier, Louisville, Indiana State) in games played on television. The Commodores have played three games exclusively on ESPN3 (N.C. State, Oregon State, Davidson), and are 3-0 in those games.

TOUGH SCHEDULE

- ★ The 2011-12 slate of games may be one of the most difficult the Commodores have ever faced and one that could see the Commodores take on as many as 13 teams that participated in postsea-son play a year ago.
- ★ The home schedule includes the season opener against Pac-12 member Oregon (November 11) and a matchup with perennial NCAA tournament stalwart and Atlantic 10 member Xavier on No- vember 28. VU travelled to Louisville, also ranked in the preseason top 10, as part of the Big East/ SEC Invitational on December 2nd, and will also host the ESPN Gameday franchise for the first time from Memorial Gym on February 11 against Kentucky.
- ★ Other NCAA Tournament teams on this year's non-conference schedule - Bucknell (Nov. 19), Indiana State (Dec. 17), and Marquette (Dec. 29).

3-POINT STREAK CONTINUES THROUGH 25TH SEASON; VU ONE OF THREE TEAMS TO HIT A TREY IN EVERY GAME SINCE 1986-87 SEASON

Vanderbilt has made a 3-pointer in 812 consecutive games, a streak which began at the incep- tion of the 3-point line in 1986-87. The Commodores rank second only to UNLV (825) for the longest streak in Division I basketball. Vanderbilt, UNLV and Princeton (713) are the only three schools in college basketball to have made at least one 3-pointer in every game played since the 3-point line was implemented.

COMMODORES SELL OUT OF SEASON TICKETS FOR FIFTH CONSECUTIVE SEASON

Vanderbilt's games at Memorial Gym will once again be a hot ticket, with the 10,000+ season tickets allotted gone. Single-game sales are extremely limited - for more information, call the McGugin Center ticket office at 615-322-GOLD.

VANDERBILT ATHLETIC SUCCESS IN 2011

During this calendar year, Vanderbilt is one of only eight schools in the country, and one of two in the SEC, that had its baseball team and men's and women's basketball teams in the NCAA Tour- nament and its football team qualify for a bowl game. Georgia is the other school from the SEC to accomplish the feat. Other schools that join Vanderbilt include Florida State, Kansas State, North Carolina, Texas, future SEC member Texas A&M, and UCLA.

SPECIALTY STATS

Opponent	T/O	2ndCh	Paint	FastB	Bench	Ties	Leads	WL	Score	Leads overcome
<i>Oregon</i>	24	18	32	6	11	2	2	W	78-64	trailed by 6 1st-12:18
<i>Cleveland St.</i>	20	7	20	8	9	0	0	L	58-71	
<i>Bucknell</i>	8	11	26	8	35	1	5	W	80-68	trailed by 3 1st-16:40
NC State	15	6	22	6	6	1	4	W	86-79	trailed by 2 2nd-07:58
Oregon State	15	11	28	6	10	5	5	W	64-62	trailed by 3 1st-13:40
<i>Monmouth</i>	25	12	36	10	34	0	1	W	95-73	trailed by 2 1st-19:41
<i>Xavier</i>	8	9	36	10	7	4	6	L	70-82	lost 10 2nd-17:07
Louisville	15	9	12	4	2	6	6	L	60-62	lost 9 2nd-08:49
Davidson	11	14	42	7	24	2	1	W	87-83	trailed by 8 1st-12:27
<i>Indiana State</i>	18	9	20	6	7	1	3	L	55-61	lost 8 2nd-06:31
<i>Longwood</i>	21	15	42	10	17	0	1	W	99-71	trailed by 1 1st-18:10
<i>Lafayette</i>	25	10	34	2	22	0	1	W	89-58	never trailed
Marquette	16	16	20	8	13	0	1	W	74-57	trailed by 2 1st-19:05
<i>Miami (Ohio)</i>	19	9	22	2	6	2	4	W	69-62	trailed by 4 1st-7:59
<i>Auburn</i>	15	11	10	0	13	1	2	W	65-35	trailed by 2 1st-18:18
South Carolina	9	12	14	8	19	2	3	W	67-57	trailed by 2 1st-19:32
Totals	264	179	416	101	235	24	40			
Avg/Game	16.5	11.2	26.0	6.3	14.7	1.5	2.5			
Opponent	250	167	476	86	305	26	37			
Avg/Game	15.6	10.4	29.8	5.4	19.1	1.6	2.3			
<i>Home Game</i>										

VANDERBILT RADIO NETWORK

FISHER, THOMPSON COURTSIDE TO CALL ACTION ON VANDERBILT RADIO NETWORK FROM IMG COLLEGE

Joe Fisher and Tim Thompson are back at courtside this season, describing the action of every Commodore game to Vanderbilt followers throughout the Southeast.

Fisher, the Voice of the Commodores, will anchor Vanderbilt play-by-play for the 14th consecu- tive year.

A Nashville native, Fisher also handles the play-by-play broadcasting duties for Commodore football and a select number of baseball games. He also serves as the Director of Broadcasting for Vanderbilt Student Athletics.

Prior to working for Vanderbilt, Fisher served as a television sports anchor in the Nashville market (1987-1996), with stints at WSMV-4 and WKRN-2. He also worked in the public relations field for two years.

Thompson, who is in his 11th year providing color commentary, played for Vanderbilt from 1975-79, receiving the Outstanding Leader and Civitan Sportsmanship Awards. He currently works with Nike College Sports Marketing.

Broadcast Engineer Bob Horner is in his 30th year courtside producing broadcasts of Com- modore basketball. During his tenure, Horner has worked more than 750 games for Vanderbilt.

The broadcasts are produced by IMG College, the exclusive multi-media rightsholder for Vande- rbilt. Jeff Miller is the general manager.

Radio Affiliates

WRQQ 97.1 FM	Nashville*
WSLV 1110-AM	Ardmore, Ala.
WQSV 7900-AM	Ashland City
WDOD 1310-AM	Chattanooga
WKFN 540-AM	Clarksville
WEKR 1240-AM	Fayetteville
WJJM 1490-AM	Lewisburg
WMSR 1320-AM	Manchester
KWAM 990-AM	Memphis
WCDT 1340-AM	Winchester

* Commodore Flagship Station

Blocked Shots

In a Career

(Since 1979-80, min. 50 games)

PLAYER, YEARS	G	BS	BPG
1. Festus Ezeli, 2008-Present	101	162	1.60
2. Will Perdue, 1984, 86-88	104	157	1.51
3. A.J. Ogilvy, 2007-10	96	145	1.51
4. Julian Terrell, 2003-06	124	116	0.94
5. Chris Woods, 1992-95	121	108	0.89

Per Game In a Career

(Since 1979-80, min. 50 games)

PLAYER, YEARS	G	BS	BPG
1. Festus Ezeli, 2008-Present	101	162	1.60
t2. A.J. Ogilvy, 2007-10	96	145	1.51
t2. Will Perdue, 1984, 86-88	104	157	1.51
4. Julian Terrell, 2003-06	124	116	0.94
5. Chris Woods, 1992-95	121	108	0.89

Points Scored

Career

PLAYER, YEARS	POINTS
1. Shan Foster, 2005-08	2,011
2. Matt Freije, 2001-04	1,891
3. Phil Cox, 1982-85	1,724
4. Ronnie McMahan, 1992-95	1,719
5. Mike Rhodes, 1978-81	1,699
6. Clyde Lee, 1964-66	1,691
7. Drew Maddux, 1995-98	1,689
8. Charles Davis, 1977-81	1,675
9. Jeffery Taylor, 2008-present	1,588
10. Jeff Fosnes, 1973-76	1,579
11. Tom Hagan, 1967-69	1,514
12. Barry Goheen, 1986-89	1,509
13. Dan Langhi, 1997-2000	1,502
14. A.J. Ogilvy, 2007-10	1,468
15. Scott Draud, 1987-91	1,466
16. Bobby Thym, 1954-57	1,403
17. Kevin Anglin, 1990-93	1,389
18. Billy McCaffrey, 1993-94	1,359
19. Butch Feher, 1973-76	1,345
20. Terry Compton, 1972-74	1,326
21. Frank Seckar, 1993-96	1,317
22. Barry Booker, 1986-89	1,310
23. Will Perdue, 1984-88	1,281
24. Jeff Turner, 1981-84	1,271
25. John Jenkins, 2009-present	1,262
26. Jermaine Beal, 2006-10	1,253
27. Thorpe Weber, 1969-71	1,209
28. Al Rochelle, 1954-57	1,206
29. Jim Henry, 1956-59	1,198
30. Joe Ford, 1973-76	1,193
31. Billy Joe Adcock, 1947-50	1,190
32. Brett Burrow, 1983-86	1,149
33. Babe Taylor, 1953-56	1,144
34. Mario Moore, 2003-2006	1,137
35. Brad Tinsley, 2008-present	1,098
36. Bruce Elder, 1991-93	1,086
37. Bo Wyenandt, 1966-68	1,078
38. Todd Milholland, 1989-92	1,053
39. Dan Finch, 1952-54	1,045
40. Sam Howard, 1999-2002	1,042
41. Austin Bates, 1994-98	1,020

3-Point Field Goals Made

In a Career

PLAYER, YEARS	3FGM	3FGA	PCT.
1. Shan Foster, 2005-08	367	872	.421
2. Ronnie McMahan, 1992-95	296	774	.382
3. Scott Draud, 1987-88, 90-91	288	657	.438
4. Frank Seckar, 1993-96	278	675	.419
5. Sam Howard, 1998-2002	238	653	.364
6. Barry Booker, 1986-89	246	535	.460
7. John Jenkins, 2009-present	232	524	.443
8. Drew Maddux, 1994-98	226	641	.353
9. Mario Moore, 2003-06	197	559	.352
10. Matt Freije, 2000-04	183	515	.355

3FG %

In a Career (Min. 90 3FGA)

PLAYER, YEARS	G	A	APG
1. Barry Booker, 1986-89	246	535	.460
2. Billy McCaffrey, 1993-94	141	316	.446
3. John Jenkins, 2009-present	232	525	.443
4. Scott Draud, 1987-88, 90-91	288	657	.438
5. Dan Cage, 2004-07	164	385	.426
6. Aaron Beth, 1991-94	38	90	.422
7. Shan Foster, 2005-08	367	872	.421
8. Derrick Wilcox, 1987-90	114	271	.421
9. Frank Seckar, 1993-96	278	675	.419

MEMORIAL GYM IN ITS 60TH SEASON

- ★ The Commodores are now in their 60th season in the Southeastern Conference's oldest facility for basketball. Vanderbilt has an all-time record of 715-193 in its 60 years of existence.
- ★ In 2010-11, the Commodores finished 14-3, averaged 80.3 points per game, and shot 49.1% from the floor. Vanderbilt also made 8.4 3's per game, shot 41.9% from beyond-the-arc, and outrebounded opponents by a margin of +4.7. VU also shot 77.4% from the FT line at Memorial Gym.
- ★ Vanderbilt has won 130 of its last 140 home games against non-conference opponents.
- ★ Since the 1990 season, Vanderbilt owns a 176-18 non-conference record at home (.914 win percentage).
- ★ The Commodores are 110-11 against non-conference opponents at home during the Kevin Stallings era.

INTERNATIONAL FLAVOR

The Commodores sport a very wordly roster, with players from four different countries. Festus Ezeli is from Nigeria, Jeffery Taylor is from Sweden, and Steve Tchiengang and James Siakam are from Cameroon. The rest of the team hails from the United States.

NEW ADDITIONS

The Commodores will welcome guards Dai-Jon Parker (6'4, Baton Rouge, La.) and Kedren Johnson (6'4, Lewisburg, Tenn.), as well as forward Shelby Moats (6'7, Waconia, Minn.) to the fold this season. Despite the return of five returning starters, each will push for playing time. Center Josh Henderson and forward James Siakam, who each redshirted last year, are also eligible for the Commodores. Henderson is out until March with a stress fracture in his foot.

PLAYER NOTES (SEE MUCH MORE IN BIO PAGES)

ORIGINAL STARTING LINEUP

The Commodores used their preseason-projected starting lineup for the second time of the season against South Carolina Tuesday - Brad Tinsley, John Jenkins, Jeffery Taylor, Lance Goulbourne, and Festus Ezeli. Here are some quick career notes on the five.

Brad Tinsley - SEC assist leader in 2010-11, 56 career double-figure scoring games, 34 5+ assist gms, leads the SEC in league games in assists with 7.5 per game, 7th on VU's all-time assist list.

John Jenkins - All-time VU sophomore leading scorer (624 pts), made 232 career threes, 44.3% shooter for his career from three.

Jeffery Taylor - SEC active leading scorer (1,588 pts), 86 career double-figure games, 15 20+ games, ninth on VU's all-time scoring list.

Lance Goulbourne - Averaging 7.6 rebounds this season, 13 double-digit rebound games, 5 double-doubles

Festus Ezeli - All-time blocks leader (162), 28 double-digit scoring games, 21 20+ pt gms, 27 3+ block games.

JENKINS LEADS SEC IN SCORING, NATION IN THREES MADE

Junior guard John Jenkins leads the SEC in scoring in all games with 19.9 points per game, and in three pointers made with 4.0 per game. Jenkins' four threes made per game also leads the nation.

AS JEFFERY TAYLOR GOES...

So do the Commodores. Since 2010-11, Vanderbilt is 24-5 in games in which Taylor scores 15 or more points, and 10-10 in games in which he fails to reach the 15-point barrier.

TAYLOR IS ACTIVE SEC LEADING SCORER

Taylor is the active scoring leader in the SEC with 1,588 career points. Taylor is also the SEC's second-leading active rebounder with 638.

EZELI RETURNS, BECOMES VU CAREER BLOCKS LEADER

Redshirt senior post man Festus Ezeli swatted away four Miami (Ohio) shots on January 2nd and became the school's all-time blocks leader with 159 blocks. He now has 162. Ezeli surpassed former Vanderbilt great Will Perdue's all-time blocks record of 157. Ezeli set a new single-season blocks record in 2010-11 with 87 blocks.

EZELI AND FREE THROWS

One more reason that the Commodores missed center Festus Ezeli during his injury - of the returning players in college basketball, Ezeli was the seventh-leading player in the country in terms of getting fouled. Ezeli was 140-216 from the charity stripe last season (64.8%).

LAST YEAR'S MEETINGS VS. GEORGIA

Game 15 • Jan. 12, 2011
 Georgia 66
 at Vanderbilt 73
 Nashville, Tenn. (Memorial Gym)

Georgia 66 • 12-3, 1-1 SEC

#	Player	Total	3-Pr	Rebounds	PF	TP	A	TO	Bk	Stl	Min		
		FG-FGA	FG-FGA	FT-FTA	Off	Def	Total						
33	THOMPkins, Trey	1-5	1-5	2-4	1	12	13	4	1	2	3	35	
50	PRICE, Jeremy	1-6	0-0	0-0	0	0	0	0	0	1	0	12	
01	LESLIE, Travis	0-16	0-1	5-6	10	3	13	2	21	5	4	0	29
03	WARE, Dustin	0-19	1-7	0-0	0	0	0	2	3	4	0	0	31
22	ROBINSON, Gerald	9-7	3-5	3-3	3	2	5	3	20	2	2	1	34
02	THORNTON, Marcus	0-4	0-0	0-0	2	2	4	0	0	0	1	0	18
04	BARNES, Chris	0-2	0-0	1	2	3	4	0	0	2	1	0	11
15	WILLIAMS, Dontae	1-3	0-0	0-0	1	0	1	1	2	2	0	0	5
20	NOLTE, Connor	1-2	0-0	1-2	1	2	3	2	3	0	0	0	11
23	BRANTLEY, Sherrard	1-4	0-3	0-0	0	0	0	0	2	1	0	1	14
Team													
Totals		25-72	5-21	11-15	20	24	44	23	66	14	4	11	200

FG % 1st Half: 13-32 40.6% 2nd half: 12-40 30.0% Game: 25-72 34.7%
 3FG % 1st Half: 4-12 33.3% 2nd half: 1-9 11.1% Game: 5-21 23.8%
 FT % 1st Half: 2-4 50.0% 2nd half: 9-11 81.8% Game: 11-15 73.3%

Vanderbilt 73 • 12-3, 1-1 SEC

#	Player	Total	3-Pr	Rebounds	PF	TP	A	TO	Bk	Stl	Min		
		FG-FGA	FG-FGA	FT-FTA	Off	Def	Total						
01	LESLIE, Travis	2-9	1-1	4-4	5	6	11	1	9	3	2	0	35
03	WARE, Dustin	4-7	4-6	0-0	0	1	1	1	12	5	0	1	37
22	ROBINSON, Gerald	6-16	2-8	1-1	0	2	2	15	1	0	0	1	35
33	THOMPkins, Trey	2-10	1-3	3-4	1	7	8	1	8	0	2	0	33
50	PRICE, Jeremy	3-7	0-0	1-1	1	1	0	1	4	7	0	0	18
02	THORNTON, Marcus	0-0	0-0	0-0	0	1	1	1	0	2	0	0	9
04	BARNES, Chris	1-2	0-0	0-0	1	3	4	2	3	1	0	1	21
15	WILLIAMS, Dontae	0-0	0-0	0-0	1	1	0	1	0	0	0	0	4
23	BRANTLEY, Sherrard	1-2	1-1	0-0	0	1	1	1	3	0	0	0	8
Team													
Totals		19-53	9-19	9-10	9	23	32	13	56	15	9	5	200

FG % 1st Half: 10-28 35.7% 2nd half: 9-25 36.0% Game: 19-53 35.8%
 3FG % 1st Half: 4-10 40.0% 2nd half: 5-9 55.6% Game: 9-19 47.4%
 FT % 1st Half: 3-3 100.0% 2nd half: 6-7 85.7% Game: 9-10 90.0%

Officials: Doug Show, Tim Cahill, Paul Adams
 Technical fouls: Georgia-TEAM, Vanderbilt-None.
 Attendance: 14316

Score by periods	1st	2nd	Total
Georgia	35	31	66
Vanderbilt	40	33	73

Points in Paint: Georgia 34, Vanderbilt 20
 Turnovers: Georgia 24, Vanderbilt 27
 Fouls: Georgia 38, Vanderbilt 34
 Lead changed - 0 times
 Largest lead - UGA 2nd-00:02, VU 2nd-06:44
 Largest lead - UGA None, VU by 11 1st-08:50

NASHVILLE - The Vanderbilt Commodores insist they learned a very painful lesson about protecting a lead in the Southeastern Conference.

John Jenkins and Festus Ezeli scored 18 points apiece and Vanderbilt beat No. 24 Georgia 73-66 on to snap the Bulldogs' nine-game winning streak and ruin their first game back in the Top 25 since the end of the 2003 season.

The Commodores (12-3, 1-1) bounced back after blowing their SEC opener with an overtime loss at South Carolina last weekend that knocked them out of the rankings. This time, they never trailed while improving to 52-13 against the Bulldogs at home.

Georgia (12-3, 1-1) had its own problems, having to bus in from Athens, Ga., on Tuesday because of a winter storm. The Bulldogs had such trouble even getting a bus they missed practice.

Cochair Mark Fox refused to blame the travel problems for the poor play and his Bulldogs' first loss since Nov. 26 against Temple.

The Bulldogs never got closer than three in the second half. Travis Leslie led the Bulldogs with 21 points, Gerald Robinson added 20 and Trey Thompkins had 13.

Jeffery Taylor had 15 points for Vandy, Ezeli had a double-double, also grabbing 10 rebounds.

Vanderbilt couldn't protect a lead at South Carolina and lost 83-75 even though they never trailed in regulation. This time, before a sold-out crowd, the Commodores led 40-32 at halftime and stayed in front throughout.

- Notes**
- The Vanderbilt starters accounted for 68 of the 73 points.
 - Vanderbilt had a season-high eight steals, which tied a season-best.
 - Festus Ezeli recorded his third-career double-double by scoring 18 points and grabbing eight boards. All three double-doubles have come this season.
 - Ezeli matched a career-high in steals with four with the last time coming against Belmont on December 4, 2010.
 - Lance Goulbourne's 10 rebounds marked the third time in his career and second consecutive game he has had double-digit rebounds.

Game 25 • Feb. 16, 2011
 Vanderbilt 64
 at Georgia 56
 Athens, Ga. (Stegeman Coliseum)

Vanderbilt 64 • 19-6, 7-4

#	Player	Total	3-Pr	Rebounds	PF	TP	A	TO	Bk	Stl	Min		
		FG-FGA	FG-FGA	FT-FTA	Off	Def	Total						
01	TINSLEY, Brad	3-9	1-3	0-0	1	3	4	1	7	4	0	0	30
03	EZELI, Festus	3-10	0-0	4-7	7	5	12	0	10	0	4	0	32
04	JENKINS, John	6-14	5-10	4-5	0	0	0	0	21	3	1	0	35
44	TAYLOR, Jeffery	2-18	1-4	2-2	5	8	13	3	7	0	1	0	34
45	COOM, Rod	4-6	3-5	0-0	2	3	5	2	11	1	0	1	27
05	GOULBOURNE, Lance	1-1	0-0	0-0	1	3	4	1	2	0	1	0	10
11	FULLER, Kyle	0-4	0-1	0-0	2	2	4	0	0	0	0	1	16
33	TCHENGANG, Steve	2-3	2-2	0-0	4	1	5	1	6	1	3	0	16
Team													
Totals		21-65	12-25	10-14	23	26	49	8	64	12	7	5	200

FG % 1st Half: 8-37 21.6% 2nd half: 13-28 46.4% Game: 21-65 32.3%
 3FG % 1st Half: 3-13 23.1% 2nd half: 9-12 75.0% Game: 12-25 48.0%
 FT % 1st Half: 2-4 50.0% 2nd half: 8-10 80.0% Game: 10-14 71.4%

Georgia 56 • 17-8, 6-5

#	Player	Total	3-Pr	Rebounds	PF	TP	A	TO	Bk	Stl	Min		
		FG-FGA	FG-FGA	FT-FTA	Off	Def	Total						
01	LESLIE, Travis	2-9	1-1	4-4	5	6	11	1	9	3	2	0	35
03	WARE, Dustin	4-7	4-6	0-0	0	1	1	1	12	5	0	1	37
22	ROBINSON, Gerald	6-16	2-8	1-1	0	2	2	15	1	0	0	1	35
33	THOMPkins, Trey	2-10	1-3	3-4	1	7	8	1	8	0	2	0	33
50	PRICE, Jeremy	3-7	0-0	1-1	1	1	0	1	4	7	0	0	18
02	THORNTON, Marcus	0-0	0-0	0-0	0	1	1	1	0	2	0	0	9
04	BARNES, Chris	1-2	0-0	0-0	1	3	4	2	3	1	0	1	21
15	WILLIAMS, Dontae	0-0	0-0	0-0	1	1	0	1	0	0	0	0	4
23	BRANTLEY, Sherrard	1-2	1-1	0-0	0	1	1	1	3	0	0	0	8
Team													
Totals		19-53	9-19	9-10	9	23	32	13	56	15	9	5	200

FG % 1st Half: 10-28 35.7% 2nd half: 9-25 36.0% Game: 19-53 35.8%
 3FG % 1st Half: 4-10 40.0% 2nd half: 5-9 55.6% Game: 9-19 47.4%
 FT % 1st Half: 3-3 100.0% 2nd half: 6-7 85.7% Game: 9-10 90.0%

Officials: Tony Greene, Anthony Jordan, Roger Ayers
 Technical fouls: Vanderbilt-None, Georgia-TEAM
 Attendance: 8942

Score by periods	1st	2nd	Total
Vanderbilt	21	43	64
Georgia	27	29	56

Points in Paint: Vanderbilt 21, Georgia 27
 Turnovers: Vanderbilt 12, Georgia 12
 Fouls: Vanderbilt 18, Georgia 13
 Lead changed - 0 times
 Largest lead - VU 9th-02:51, UGA 2nd-05:47
 Largest lead - VU by 9 2nd-01:11, UGA 1st-14:34

ATHENS - John Jenkins scored all of his 21 points in the second half and No. 18 Vandy rallied from a second-half deficit of 14 points to beat the Bulldogs 64-56.

Jenkins, the leading scorer in the Southeastern Conference, was scoreless before making a 3-pointer with 13:15 remaining when Georgia led 40-26. It was the first of five 3-pointers for the sophomore.

It was an important road victory for a Vanderbilt team best known for its home success. The Commodores (19-6, 7-4 SEC) are only 3-5 away from Nashville, including 2-3 in conference games.

The Bulldogs' last field goal came on a 3 by Travis Leslie for a 53-40 lead with 9:49 to go.

Led by Jenkins, Vanderbilt closed the game with a 24-3 run as Georgia managed only three free throws.

The Commodores moved past Georgia (17-8, 6-5) for second place in the SEC East. Gerald Robinson led the Bulldogs with 15 points.

Jenkins has scored in double figures in all 25 games this season, including 15 games with 20 or more points. He leads the SEC with his averages of 19.8 points overall and 22.3 in SEC games.

After ending his scoring drought, Jenkins had three more 3-pointers in a 12-0 run, capped by another 3 from Brad Tinsley, to cut Georgia's lead to 53-52.

Jenkins' fifth 3-pointer tied the game at 55, and he scored again to give Vanderbilt a 57-55 lead with 2:50 remaining. It was the Commodores' first lead since the opening minutes of the game.

- Notes**
- The 32.3% was a season-low, and it was only the fifth time this season Vanderbilt has shot below 40% from the field. VU is now 2-3 in those games.
 - The 32.3% was the lowest in a victory in the Stallings era.
 - The Commodores outrebounded Georgia, 49-32, including 23-9 on the offensive glass. Vanderbilt outscored the Bulldogs, 18-4, in second chance points.
 - Festus Ezeli posted his fourth double-double of the year and his career with 10 points and 12 rebounds. He also added a career-high seven blocks.

GOULBOURNE AND THE BOARDS

Senior forward Lance Goulbourne, who led the team a year ago with 7.3 rebounds per game, again paces the Commodores on the glass this season with 7.6 rebounds per contest. Goulbourne's rebounding average, if he continues the pace for the rest of the season, would be VU's best single-season total since Anthony Williams averaged 7.9 rebounds per game in 2000-01.

PRESEASON NOTES
 PRESEASON QUICK HITTERS

★ Vanderbilt entered the 2011-12 campaign as the number seven team in the nation according to the Associated Press and the ESPN/USA Today Coaches Poll.

★ It marked the first time since November of 1993 (23rd) that the team had been ranked in the preseason, and it's the highest preseason ranking for a Commodore team since 1965, when VU was ranked fifth.

★ The Commodores return five starters from last year's team.

★ Junior John Jenkins, the SEC's leading scorer and leader in threes made in 2010-11 was named to the preseason All-SEC first team, along with senior forward Jeffery Taylor. Ezeli was named to the second team.

★ First time in the Stallings' era (since 1999) that he has had five returning starters.

★ Along with Jenkins, Ezeli, and Taylor, seniors Brad Tinsley (point guard) and Lance Goulbourne (forward) return as starters.

★ Tinsley led the SEC in assists in 2010-11 with 4.6 per game, and notched the schools' first-ever triple-double against Presbyterian (11 points, 10 rebounds, 10 assists).

★ Goulbourne was the team's leading rebounder a season ago, and averaged 7.3 rebounds per game.

PLAYER OF THE WEEK BONANZA IN 2010-11

Four of Vanderbilt's five starters (Brad Tinsley, John Jenkins, Lance Goulbourne, Festus Ezeli) claimed an SEC Player of the Week award last season.

COMMODORES LOSE TWO PLAYERS FROM LAST YEAR'S TEAM

Vanderbilt's Andre Walker and Darshawn McClellan, who each received their Vanderbilt degree in May of 2011, each transferred to another school for their fifth year of eligibility. Walker transferred to Xavier, whom the Commodores played on November 28 at Memorial Gym, and McClellan will use his final year of eligibility at Louisiana-Lafayette.

Steals

Career

PLAYER, YEARS	G	S	SPG
t1. Drew Maddux, 1994-98	123	214	1.74
t1. Frank Seckar, 1993-96	126	214	1.70
3. Atiba Prater, 1996-00	115	211	1.83
4. James Strong, 1996-00	120	209	1.74
5. Kevin Anglin, 1990-93	129	192	1.49
6. Russell Lakey, 2000-04	111	169	1.52
7. Ronnie McMahan, 1992-95	124	157	1.27
8. Jason Holwerda, 2002-05	128	138	1.08
9. Jermaine Beal, 2007-10	132	128	0.97
10. Jeffery Taylor, 2008-present	114	126	1.11

FT Made

In a Career

PLAYER, YEARS	FT	FTA	PCT.
1. A.J. Ogilvy, 2007-10	471	641	.735
2. Bobby Thym, 1954-57	453	675	.671
3. Matt Freje, 2000-04	444	565	.786
4. Phil Cox, 1982-85	442	513	.862
5. Clyde Lee, 1964-66	425	610	.697
6. Kevin Anglin, 1990-93	415	549	.756
7. Jeffery Taylor, 2008-present	395	557	.713
8. Al Rochelle, 1954-57	374	498	.751
9. Tom Hagan, 1967-69	360	432	.833
t10. Butch Feher, 1973-76	349	457	.763
t10. Barry Goheen, 1986-89	349	439	.795

FT Attempted

In a Career

PLAYER, YEARS	FT	FTA	PCT.
1. Bobby Thym, 1954-57	453	675	.671
2. A.J. Ogilvy, 2007-10	471	641	.735
3. Clyde Lee, 1964-66	425	610	.697
4. Matt Freije, 2000-04	444	565	.786
5. Jeffery Taylor, 2008-present	395	557	.709
6. Kevin Anglin, 1989-93	415	549	.756
7. Phil Cox, 1982-85	442	513	.862
8. Al Rochelle, 1954-57	374	498	.751
9. Dan Finch, 1952-54	333	490	.680
10. Jim Henry, 1957-59	348	488	.713

FT %

In a Career [Kept since 1968-69]

PLAYER, YEARS	FT	FTA	PCT.
1. Billy McCaffrey, 1993-94	302	343	.880
2. Rudy Thacker, 1969-71	152	173	.879
3. Phil Cox, 1982-85	442	513	.862
4. John Jenkins, 2009-present	228	266	.857
5. Scott Draud, 1987-88, 90-91	232	276	.841
t6. Brad Tinsley, 2008-present	214	257	.833
t6. Tom Hagan, 1967-69	360	432	.833
8. Dan Langhi, 1996-00	394	474	.831
9. Tom Arnholt, 1970-72	253	305	.830
10. Mike Rhodes, 1978-81	333	408	.816

LAST TIME OUT

LAST TIME OUT - VANDERBILT 67, SOUTH CAROLINA 57

John Jenkins scored 14 points to lead four Vanderbilt players in double figures in a 67-57 win over South Carolina in VU's first SEC road contest of the year. Brad Tinsley added 13 points and nine assists, Jeffery Taylor scored 11 points, and Steve Tchiengang notched his first double-figure game of the year with 10 points.

★ Vanderbilt moved to 25-24 in the all-time series against South Carolina, and is now 2-0 in South-eastern Conference play.

★ Kevin Stallings coached in his 400th game against South Carolina, and is now 248-152 (13) at Vanderbilt, 371-215 (18) in his career. His record against the Gamecocks is now 12-13.

★ Vanderbilt has won five of the last seven meetings in Columbia against South Carolina.

★ Vanderbilt held South Carolina to 12 first-half points, the lowest first half total for an opponent since Kentucky scored 11 in the opening half on February 12, 2008.

★ In the last four games, the Commodores have limited their opponents to an average of 19.3 points and a shooting percentage of 26.3%.

★ Vanderbilt shot 57.5% from the floor against the Gamecocks, the second-highest single-game field goal percentage performance of the season. VU shot 58.3% against Lafayette on December 21.

★ VU's 19 assists was its second-highest single-game total of the season – the Commodores had 21 against Lafayette.

★ Vanderbilt made 13 threes against South Carolina, the third time this year VU has made 13 or more in a game.

★ In the Commodores' last six games, VU is 71-150 from beyond-the-arc, a percentage of 47.3% and an average of 11.8 per game.

★ Vanderbilt was 8-8 from the free throw line.

★ VU outrebounded South Carolina, 27-21, and moves to 12-1 on the season when outrebounding its opponent.

★ VU's largest lead of 24 came at the 3:49 mark in the second half.

★ John Jenkins led all Vanderbilt scorers with 14 points, and matched his national-best average of four threes made per game.

★ Jenkins has scored a 3FG in 37 consecutive games. It's his sixth consecutive game making 3 or more 3FG, his 11th this season, and 42nd in his career.

★ Jenkins has scored in double-digit figures in 45 consecutive games, 63 in his career.

★ Brad Tinsley dished out nine assists, one shy of a career-high. He also added 13 points (4-5 shooting, 3-4 from three).

★ Tinsley has now scored in double figures in 10 games this season, and 56 for his career. He has had five or more assists in six games this season and 34 in his career.

★ Lance Goulbourne scored eight points and had 10 rebounds, his fourth double-digit rebounding game of the season and 13th of his career. He leads the team on the glass with 7.6 rebounds per game.

★ Jeffery Taylor added double figures with 11 points, and was 3-4 from beyond-the-arc.

★ Steve Tchiengang scored 10 points, his first game this season in double figures and eighth of his career. He also made a season-high four field goals.

SEC PRESEASON POLL

Vanderbilt was picked to finish second in the SEC by a select group of 30 media members in a poll released by the league prior to the SEC Basketball Media Days in Birmingham.
 The Commodores received 265 points in the poll, and finished behind Kentucky, who was picked to win the league and the SEC Tournament.
 The 2011-12 season is the first time since the league expanded in 1992 that the SEC will have one set of standings - compared to a two-division format.

PRESEASON MEDIA POLL -- PTS

- Kentucky (18) -- 282
- Vanderbilt (4) -- 265**
- Florida (1) -- 235
- Alabama -- 219
- Mississippi State -- 191
- Arkansas -- 154
- Ole Miss -- 119
- Georgia -- 108
- LSU -- 91
- Auburn -- 80
- Tennessee -- 71
- South Carolina -- 57

***First-Place Votes in Parentheses**

MEDIA VOTE

FIRST TEAM ALL-SEC

- JaMychal Green, Alabama
- Terrence Jones, Kentucky
- Dee Bost, Mississippi State
- John Jenkins, Vanderbilt**
- Jeffery Taylor, Vanderbilt**

SECOND TEAM ALL-SEC

- Anthony Davis, Kentucky
- Doron Lamb, Kentucky
- Darius Miller, Kentucky
- Kenny Boynton, Florida
- Erving Walker, Florida
- Festus Ezeli, Vanderbilt**

SEC Player of the Year: Terrence Jones, Kentucky

COACHES VOTE

FIRST TEAM ALL-SEC

- Dee Bost, Mississippi State
- Kenny Boynton, Florida
- Festus Ezeli, Vanderbilt**
- JaMychal Green, Alabama
- John Jenkins, Vanderbilt**
- Terrence Jones, Kentucky
- Jeffery Taylor, Vanderbilt**
- Erving Walker, Florida

SECOND TEAM ALL-SEC

- Reginald Buckner, Ole Miss
- Doron Lamb, Kentucky
- Darius Miller, Kentucky
- Tony Mitchell, Alabama
- Marshawn Powell, Arkansas
- Trevor Releford, Alabama
- Gerald Robinson, Georgia
- Renardo Sidney, Mississippi State
- Patric Young, Florida

SEC STATS/STANDINGS

2011-12 SEC STANDINGS (1/13/12)

	SEC	Pct.	All	Pct.
Vanderbilt	2-0	1.000	12-4	.750
Alabama	2-0	1.000	13-3	.813
Kentucky	2-0	.000	16-1	.941
Arkansas	1-1	.500	12-4	.750
Florida	1-1	.500	13-4	.765
LSU	1-1	.500	11-5	.788
Miss. State	1-1	.500	14-3	.824
Ole Miss	1-1	.000	10-5	.667
Tennessee	1-1	.500	8-8	.500
Auburn	0-2	.000	10-6	.625
Georgia	0-2	.000	9-7	.563
South Carolina	0-2	.000	8-8	.500

VU TEAM SEC RANKINGS (1/13/12)

Category	SEC	All
Scoring	6th (66.0)	5th (74.8)
Scoring Defense	1st (46.0)	9th (65.3)
Scoring Margin	1st (+20.0)	6th (+9.4)
FT%	8th (.667)	9th (.683)
FG%	2nd (.506)	5th (.469)
FG% Defense	1st (.343)	10th (.428)
3FG%	1st (.510)	2nd (.398)
3FG% Defense	3rd (.269)	7th (.331)
3FG Made	1st (13.0)	2nd (9.4)
Rebound Margin	3rd (+7.0)	7th (+2.5)
Blocks	6th (4.0)	9th (4.0)
Assists	2nd (15.5)	7th (13.4)
Steals	T-7th (6.0)	T-5th (7.2)
Turnover Margin	10th (-3.5)	10th (-0.1)
Assist/TO Ratio	2nd (1.1)	T-9th (0.9)

VU INDIVIDUAL SEC RANKINGS

(TOP 10 - 1/13/12)

Festus Ezeli	SEC	Total
Rebounding	7th (8.0)	NA
Def. Rebounds	4th (6.0)	NA
Lance Goulbourne	SEC	Total
Rebounding	T-5th (7.5)	T-5th (7.6)
Steals	T-4th (2.0)	T-6th (1.6)
Def. Rebounds	T-7th (5.0)	5th (5.6)
Off. Rebounds	T-10th (2.5)	NA
John Jenkins	SEC	Total
Scoring	8th (15.5)	1st (19.9)
FG%	T-7th (.579)	7th (.498)
3 FG%	4th (.563)	2nd (.462)
3 FG Made	1st (4.5)	1st (4.0)
Minutes Played	NA	5th (32.9)
Jeffery Taylor	SEC	Total
Scoring	NA	3rd (17.0)
FG%	NA	4th (.536)
3 FG%	1st (.667)	NA
3 FG Made	T-2nd (3.0)	NA
Steals	10th (2.0)	T-6th (1.6)
Minutes Played	NA	T-8th (31.2)
Brad Tinsley	SEC	Total
Assists	1st (7.5)	4th (4.4)
A/TO Ratio	3rd (5.0)	1st (2.2)
3 FG %	5th (.556)	NA
3 FG Made	T-5th (2.5)	NA

2011-12 TRENDS

Winning Opening Tip	10-3
Losing Opening Tip	2-1
VU Scores First	7-2
Opponent Scores First	5-2
Leading at Halftime	11-2
Trailing at Halftime	0-1
Tied at Halftime	1-1
Leading with Five Minutes Remaining	11-3
Trailing with Five Minutes Remaining	0-1
Tied with Five Minutes Remaining	0-0
Leading with Two Minutes Remaining	11-2
Trailing with Two Minutes Remaining	0-2
Tied with Two Minutes Remaining	1-0
Overtime	0-2
Games Decided by Three Points or Less	2-1
Games Decided by 4-10 Points	3-1
Games Decided by 11-20 Points	3-2
Games Decided by 21-plus Points	4-0
VU Shoots 50% or Better	5-0
VU Shoots 40% or Better	12-2
VU Shoots Lower Than 40%	0-2
Opponent Shoots 50% or Better	1-1
Opponent Shoots 40% or Better	9-2
Opponent Shoots Lower Than 40%	2-1
VU Outshoots Opponent	9-1
VU Outshot by Opponent	3-3
Shoot same percentage	0-0
VU Scores 70 Points or More	8-1
VU Scores Less Than 70 Points	4-3
VU Scores 80 Points or More	6-0
VU Scores 90 Points or More	2-0
Opponent Scores 70 Points or More	4-2
Opponent Scores Less Than 70 Points	8-2
Opponent Scores 80 Points or More	1-1
Opponent Scores 90 Points or More	0-0
Makes More 3-Pointers Than Opponent	11-2
Makes Fewer 3-Pointers Than Opponent	1-2
3-Pointers are Equal	0-0
Outrebounds Opponent	11-1
Outrebounded by Opponent	1-3
Rebounds are Equal	0-0
Playing on National TV	4-3
Playing on Regional TV	3-1
Playing on Weekday	10-2
Playing on Weekend	2-2
Game Tips Before 6 p.m. CT (afternoons)	2-2
Game Tips After 6 p.m. CT (evenings)	10-2
In white uniforms	6-2
In black uniforms	5-1
In gold uniforms	1-1
In November	5-2
In December	4-2
In January	3-0
Home	7-3
Neutral	2-0
Away	3-1
Conferences	
vs. Non-Conference	10-4
Pac 12	2-0
Horizon League	0-1
Patriot League	2-0
ACC	1-0
Northeast	1-0
Atlantic 10	0-1
Big East	1-1
Southern	1-0
Missouri Valley	0-1
Mid-American	1-0
Independent	1-0
SEC	2-0
Lineups	
Tinsley, Jenkins, Taylor, Goulbourne, Tchiengang	8-3
Tinsley, Fuller, Taylor, Goulbourne, Tchiengang	1-0
Tinsley, Jenkins, Taylor, Goulbourne, Odom	1-0
Tinsley, Jenkins, Taylor, Odom, Ezeli	0-1
Tinsley, Jenkins, Taylor, Goulbourne, Ezeli	2-0

2011-12 Roster

No.	Name	Pos.	Ht.	Wt.	Cl.-Yr	Hometown (Previous School)
1	Brad Tinsley	G	6-3	210	Sr.-4th	Oregon City, Ore. (Oregon City)
2	Kedren Johnson	G	6-4	215	Fr.-1st	Lewisburg, Tenn. (Marshall County)
3	Festus Ezeli	C	6-11	255	R.Sr.-5th	Benin City, Nigeria (Igbinedion Education Center/Jesuit (Calif.))
5	Lance Goulbourne	F	6-8	225	Sr.-4th	Brooklyn, N.Y. (The Hun School (N.J.))
11	Kyle Fuller	G	6-1	180	So.-2nd	Moreno Valley, Calif. (Rancho Verde)
12	Jordan Smart	G/F	6-6	200	R-Jr.-4th	Lexington, Ky. (Lexington Catholic)
14	Aaron Noll	F	6-7	220	Sr.-4th	Fort Mitchell, Ky. (Covington Catholic)
23	John Jenkins	G	6-4	215	Jr.-3rd	Hendersonville, Tenn. (Station Camp)
24	Dai-Jon Parker	G	6'3	190	Fr.-1st	Baton Rouge, La. (Milton (Ga.))
33	Steve Tchiengang	F	6-9	240	Sr.-4th	Douala, Cameroon (Montverde Acad. (Fla.)/Cypress Comm. School (Texas))
34	Shelby Moats	F	6-8	225	Fr.-1st	Waconia, Minn. (Waconia)
35	James Siakam	F	6-7	210	R-Fr.-2nd	Douala, Cameroon (Brehm Prep (Ill.))
40	Josh Henderson	C	6-11	220	R-Fr.-2nd	Roanoke, Va. (Cave Spring)
44	Jeffery Taylor	F	6-7	225	Sr.-4th	Norkopping, Sweden (Hobbs (N.M.))
45	Rod Odom	F	6-9	207	So. - 2nd	Central Islip, N.Y. (Middlesex School (Mass.))

COACHING STAFF

Head Coach **Kevin Stallings** (Purdue, 1982) - 13th
 Basketball Staff..... **David Cason** (Illinois State, 1995) - 1st
 Basketball Staff..... **Brad Frederick** (North Carolina, 1999) - 13th
 Basketball Staff..... **Dan Muller** (Illinois State, 1998) - 12th
 Basketball Staff..... **Tom Richardson** (St. Xavier (Ill.), 1977) - 9th

SUPPORT STAFF

Athletic Communications Dir. **Andy Boggs** (Florida State, 1998)
 Asst. Director of Basketball Ops..... **Dan Cage** (Vanderbilt, 2007)
 Academic Support..... **Neal Clark** (Kentucky, 1992)
 Athletic Trainer..... **Shannon Gordon** (Indiana State, 1992)
 Administrative Asst..... **Molly Blatt** (South Carolina, 2007)
 Strength and Conditioning..... **Curtis Turner** (Clemson, 2002)
 Graduate Manager..... **Chris Meriwether** (Vanderbilt, 2010)

PRONUNCIATION GUIDE

David Cason **KAY-Sahn**
 Festus Ezeli..... **e-ZEE-lee**
 Lance Goulbourne **GOAL-burn**
 Kedren Johnson **KEE-Dren**
 Dai-Jon Parker..... **DAY-Jon**
 Steve Tchiengang..... **CHEEN-gang**
 James Siakam..... **See-OK-em**

ROSTER BY CLASS

Seniors (6)
Festus Ezeli Benin City, Nigeria
Lance Goulbourne Brooklyn, N.Y.
Aaron Noll Fort Mitchell, Ky.
Jeffery Taylor Norrkoping, Sweden
Steve Tchiengang Douala, Cameroon
Brad Tinsley Oregon City, Ore.

Juniors (2)
John Jenkins Hendersonville, Tenn.
Jordan Smart Lexington, Ky.

Sophomores (2)
Kyle Fuller Moreno Valley, Calif.
Rod Odom Central Islip, N.Y.

Freshmen (5)
Josh Henderson Roanoke, Va.
Kedren Johnson Lewisburg, Tenn.
Shelby Moats Waconia, Minn.
Dai-Jon Parker Baton Rouge, La.
James Siakam Douala, Cameroon

HEAD COACH KEVIN STALLINGS



THE STALLINGS FILE

Born: October 1, 1960
High School: Collinsville (Ill.) '78
College: Bachelor's Degree in Business Management and Marketing, Purdue, '82, Master's Degree in Counseling, Purdue, '85
Family: Wife, Lisa, three children, Jacob (21), Alexa (17), Jordyn (11)

STALLINGS' SUCCESSES IN COLLEGE BASKETBALL (AS A PLAYER, ASSISTANT AND HEAD COACH)

- In **32 seasons** as a player and coach, his teams have made **25 tournament appearances**, including **18 NCAA berths** and **three Final Fours**.
- He has posted 20-win seasons **23 times** and has won **12 conference championships**.
- Stallings has posted just one losing season in **32 seasons as a player and coach**.
- Stallings is the **second winningest coach in Vanderbilt history** with 248 victories.
- Stallings is the **first Vanderbilt coach to lead two Commodore squads to the NCAA Tournament Sweet 16** since the field expanded to as many as 64 teams in 1985.
- Stallings has **six 20-win seasons at Vanderbilt, which ties Roy Skinner for the most as a Commodore coach**.
- **All 32 of his seniors at Vanderbilt have earned their degree or are working towards it**.
- **One of only three Vanderbilt coaches with 150 or more wins**.
- Led 2007-08 team to a **perfect 19-0 record at home, the most single-season home wins in the history of the program**.

WINNINGEST COACHES AT VANDERBILT

Coach	Yrs	Record	Pct
1. Roy Skinner (1959, 1962-76)	16	278-135	.673
2. Kevin Stallings (1999-)	13	248-152	.620
3. Bob Polk (1948-58, 1960-61)	13	197-106	.650
4. C.M. Newton (1982-89)	8	129-115	.529
5. Jan van Breda Kolff (1994-99)	6	104-81	.562
6. Josh Cody (1924-27, 1932-36)	9	98-100	.495
7. Eddie Fogler (1990-93)	4	81-48	.628

WINNINGEST COACHES AT MEMORIAL GYM

Coach	Yrs	Record
1. Roy Skinner (1959, 1962-76)	16	181-41
2. Kevin Stallings (2000-)	13	172-45
3. Bob Polk (1948-58, 1960-61)	8	96-15
4. C.M. Newton (1982-89)	8	91-37
5. Jan van Breda Kolff (1994-99)	6	75-20
6. Eddie Fogler (1990-93)	4	54-12

STALLINGS THROUGH THE YEARS

Year	School	Position	W-L	Conf.	Postseason
2012	Vanderbilt	Head Coach	12-4	2-0	-
2011	Vanderbilt	Head Coach	23-11	9-7	NCAA First Round
2010	Vanderbilt	Head Coach	24-9	12-4	NCAA First Round
2009	Vanderbilt	Head Coach	19-11	8-8	-
2008	Vanderbilt	Head Coach	26-8	10-6	NCAA First Round
2007	Vanderbilt	Head Coach	22-12	10-6	NCAA Regional Semifinals
2006	Vanderbilt	Head Coach	17-13	7-9	NIT First Round
2005	Vanderbilt	Head Coach	20-14	8-8	NIT Quarterfinals
2004	Vanderbilt	Head Coach	23-10	8-8	NCAA Regional Semifinals
2003	Vanderbilt	Head Coach	11-18	3-13	—
2002	Vanderbilt	Head Coach	17-15	6-10	NIT First Round [^]
2001	Vanderbilt	Head Coach	15-15	4-12	—
2000	Vanderbilt	Head Coach	19-11	8-8	NIT First Round
1999	Illinois State	Head Coach	16-15	7-11	—
1998	Illinois State	Head Coach	25-6	16-2 [#]	NCAA Second Round
1997	Illinois State	Head Coach	24-6	14-4 [#]	NCAA First Round
1996	Illinois State	Head Coach	22-12	13-5	NIT Quarterfinals
1995	Illinois State	Head Coach	20-13	13-5	NIT Second Round
1994	Illinois State	Head Coach	16-11	12-6	—
1993	Kansas	Assistant	29-7	11-3 [•]	NCAA Final Four
1992	Kansas	Assistant	27-5	11-3 [#]	NCAA Second Round
1991	Kansas	Assistant	27-8	10-4 [•]	NCAA Final Four*
1990	Kansas	Assistant	30-5	11-3	NCAA Second Round
1989	Kansas	Assistant	19-12	6-8	—
1988	Purdue	Assistant	29-4	16-2 [•]	NCAA Sweet 16
1987	Purdue	Assistant	25-5	15-3 [•]	NCAA Second Round
1986	Purdue	Assistant	22-10	11-7	NCAA First Round
1985	Purdue	Assistant	20-9	12-6	NCAA First Round
1984	Purdue	Assistant	22-7	15-3 [•]	NCAA First Round
1983	Purdue	Assistant	21-9	11-7	NCAA Second Round
1982	Purdue	Player	18-14	11-7	NIT Final Four
1981	Purdue	Player	21-11	10-8	NIT Final Four
1980	Purdue	Player	27-8	11-7 [#]	NCAA Final Four*
1979	Belleville J.C.	Player	28-9	—	NJCAA Tournament
Totals at Vanderbilt (Head Coach)			248-152	95-99	
Totals at Illinois State (Head Coach)			123-63	75-33	
Head Coach Totals			371-215	170-131	
Totals at Kansas (Assistant Coach)			132-37	49-21	
Totals at Purdue (Assistant Coach)			139-44		
Totals at Purdue (playing)			66-33		

• Regular season conference champions; # Conference tournament champions; * Lost in National Championship game;

[^] Included an Opening Round play-in game that Vanderbilt won over Houston.

MEMORIAL MAGIC - THE HOME TO VANDERBILT HOOPS SINCE 1952

HISTORIC MEMORIAL GYMNASIUM IN 60TH SEASON

Storyed Memorial Gymnasium is in its 60th season as the host venue of Vanderbilt basketball. The SEC's most historic hoops setting has played host to more than 850 men's contests as well as the 1984 and 1991 SEC Tournaments and 40 men's and women's NCAA Tournament contests (since the early 1980s).

As the oldest gymnasium in the SEC, Memorial Gymnasium is renowned for its end zone benches, raised floor and unique atmosphere. It was dedicated in 1952 as a memorial to all Vanderbilt men and women who served in World War II. It was built by the late master architect Edwin Keeble, who was commissioned to build a combination gymnasium/concert hall.

"Memorial Magic" has claimed many victims over the years, most notably the nation's No. 1 ranked teams. Vanderbilt has won its last four home games against the top team in the country, most recently, a 72-69 victory over in-state rival Tennessee on February 26, 2008.

- The Commodores have posted a 716-194 (.787) all-time record at Memorial Gymnasium.
- VU concluded the 2007-08 season 19-0 at Memorial Gym. It marks the most games won at Memorial Gym in one season, and the sixth time a Vanderbilt team has gone undefeated at home.
- Vanderbilt has won 130 of its last 140 home games against non-conference opponents.
- Since the 1990 season, Vanderbilt owns a 177-18 non-conference record at home (.908 win percentage).
- The Commodores are 110-11 against non-conference opponents at home during the Kevin Stallings era.
- The Commodores have posted six undefeated seasons at home.

Winningest Coaches at Memorial Gymnasium

Coach	Yrs	Record
1. Roy Skinner (1959, 1962-76)	16	181-41
2. Kevin Stallings (2000-Present)	13	172-45
3. Bob Polk (1948-58, 1960-61)	8	96-15
4. C.M. Newton (1982-89)	8	91-37
5. Jan van Breda Kolff (1994-99)	6	75-20
6. Eddie Fogler (1990-93)	4	54-12

Stallings' Year-By-Year Record At Memorial Gym

Year	Won	Lost
2011-12	7	3
2010-11	14	3
2009-10	14	2
2008-09	13	4
2007-08	19	0
2006-07	14	3
2005-06	10	6
2004-05	17	2
2003-04	15	2
2002-03	10	6
2001-02	13	4
2000-01	12	7
1999-00	14	3

ANNUAL ATTENDANCE FIGURES

Year	All Games	Attendance	Average	NCAA Rank	SEC Games	SEC Attendance	Average
2011-12	10	133,350	13,335	-	1	13,474	13,473
2010-11	17	234,632	13,802	18	8	114,346	14,293
2009-10	16	217,965	13,623	21	8	113,539	14,192
2008-09	17	225,686	13,276	25	8	112,833	14,104
2007-08	19	254,954	13,418	22	8	113,713	14,214
2006-07	17	204,511	12,030	31	8	109,043	13,630
2005-06	16	195,159	12,197	24	8	108,258	13,532
2004-05 [^]	19	191,678	10,088	43	8	105,357	13,170
2003-04	17	192,301	11,312	33	8	106,990	13,374
2002-03	16	153,123	9,570	46	8	96,906	12,113
2001-02	17	150,325	8,843	50	8	93,873	11,734
2000-01	19	186,468	9,814	45	8	102,055	12,757
1999-00*	18	197,770	10,987	30	8	106,741	13,343
1998-99	16	192,538	12,034	26	8	106,128	13,266
1997-98	16	213,974	13,373	21	8	117,819	14,727
1996-97	16	207,771	12,986	25	8	120,214	15,027
1995-96	18	226,354	12,575	28	8	112,996	14,125
1994-95	13	183,042	14,080	17	8	118,932	14,867
1993-94	16	223,997	14,000	15	8	121,345	15,168
1992-93	14	212,156	15,154	11	8	122,536	15,317
1991-92	17	210,585	12,387	29	8	115,104	14,388
1990-91	16	214,638	13,415	19	9	133,482	14,831
1989-90	19	259,992	13,684	18	9	136,136	15,126
1988-89	15	224,657	14,977	13	9	137,212	15,246
1987-88	16	223,747	13,984	14	9	138,393	15,377
1986-87	17	226,343	13,314	14	9	130,854	14,539
1985-86	15	200,806	13,387	14	9	128,059	14,229
1984-85	16	194,390	12,149	17	9	122,514	13,613
1983-84	18	249,292	13,850	10	9	135,546	15,050
1982-83	17	237,584	13,976	9	9	135,418	15,046
1981-82	14	202,225	14,445	9	9	131,699	14,633
1980-81	15	227,478	15,165	9	9	136,436	15,160
1979-80	15	228,029	15,202	5	9	138,754	15,417
1978-79	14	215,330	15,380	5	9	139,930	15,547
1977-78	14	207,375	14,813	5	9	134,232	14,915
1976-77	15	211,966	14,131	4	9	149,108	16,568
1975-76	13	180,901	13,915	-	9	135,375	15,042
1974-75	12	178,527	14,877	-	9	134,304	14,923
1973-74	12	182,728	15,227	-	9	140,252	15,584
1972-73	12	173,567	14,464	-	9	131,193	14,577
1971-72	12	156,778	13,065	-	9	120,172	13,352
1970-71	12	170,634	14,220	-	9	130,260	14,473
1969-70	12	176,763	14,730	-	9	135,745	14,861
1968-69	12	126,896	10,575	-	9	95,300	10,589
1967-68	12	129,722	10,810	-	9	96,274	10,697
1966-67	12	105,492	8,791	-	9	79,173	8,797
1965-66	12	106,022	8,835	-	9	62,368	8,910
1964-65	12	98,821	8,235	-	9	65,712	8,214
1963-64	12	84,827	7,069	-	6	35,684	5,947
1962-63	12	75,261	6,272	-	6	46,183	6,598
1961-62	13	73,640	5,665	-	8	47,357	5,920
1960-61	13	74,187	5,707	-	7	45,549	6,507
1959-60	14	76,199	5,443	-	8	46,064	5,758

[^] First year capacity increased from 14,168 to 14,316; * First year capacity decreased from 15,311 to 14,168



Game 1 • Nov. 11, 2011

Oregon 64
at Vanderbilt 78
Nashville, Tenn. (Memorial Gym)

#	Player	Total		3-Pr		Rebounds		PF	TP	A	TO	Bk	Stl	Min
		FG	FGA	FT	FTA	Off	Def							
3	ASHAOLU, Olu	f	3-7	0-0	0-0	3	4	6	0	0	0	0	0	26
25	SINGLER, E.J.	f	4-6	2-2	0-0	2	4	10	1	1	1	0	0	23
25	WOODS, Tony	c	5-7	0-0	2-3	2	4	12	1	2	1	0	21	
3	SIM, Garrett	g	2-5	0-2	1-2	2	4	6	5	4	2	0	1	29
32	BROWN, Jabari	g	2-7	1-5	2-3	0	2	2	1	7	1	6	0	25
10	LOYD, Johnathan	g	1-3	0-0	0-3	0	5	3	2	8	3	0	2	22
12	KINGMA, Brett	g	4-8	2-6	0-1	0	0	1	10	0	0	0	1	14
23	JACOB, Jeremy	g	2-2	0-0	1-3	0	1	4	5	0	2	0	0	8
31	NARED, Tyrone	g	1-3	0-1	0-0	1	2	2	2	0	1	1	0	14
3	EMORY, Carlos	g	2-5	1-2	0-2	0	4	4	0	5	0	3	0	18
Team						4	2	6						
Totals			26-53	6-20	6-17	11	28	39	24	64	15	20	5	4

FG % 1st Half: 11-21 52.4% 2nd half: 15-32 46.9% Game: 26-53 49.1% Deadead Rebounds: 2.1
 3FG % 1st Half: 3-7 42.9% 2nd half: 3-13 23.1% Game: 6-20 30.0%
 FT % 1st Half: 4-7 57.1% 2nd half: 10-20 50.0% Game: 6-17 35.3%

#	Player	Total		3-Pr		Rebounds		PF	TP	A	TO	Bk	Stl	Min
		FG	FGA	FT	FTA	Off	Def							
05	GOULBOURNE, Lance	f	2-3	0-0	1-2	0	4	3	5	0	2	2	3	27
33	TCHIENGANG, Steve	f	2-3	0-0	0-0	2	1	3	2	4	0	1	2	21
44	TAYLOR, Jeffery	f	8-16	0-4	5-7	6	5	11	2	4	2	1	5	32
01	TINSLEY, BRAD	g	5-7	2-4	1-2	0	2	2	13	3	0	0	0	17
23	JENKINS, John	g	8-19	7-16	1-2	1	3	4	1	24	2	1	0	32
02	JOHNSON, Kedren	g	1-6	0-2	0-2	0	0	3	4	3	0	0	0	17
11	FULLER, Kyle	g	0-2	0-0	0-0	0	1	1	0	2	1	0	0	13
24	PARKER, Dai-Jan	g	0-3	0-2	0-0	0	1	1	0	0	1	0	1	9
40	HENDERSON, Josh	g	1-3	0-0	2-4	1	3	2	4	0	0	0	0	11
45	ODOM, Rod	g	0-4	0-1	3-6	5	8	4	3	2	0	1	0	21
Team						2	1	3						
Totals			27-66	9-28	15-27	17	24	41	20	78	16	8	6	11

FG % 1st Half: 12-35 34.3% 2nd half: 15-31 48.4% Game: 27-66 40.9% Deadead Rebounds: 5.1
 3FG % 1st Half: 4-15 26.7% 2nd half: 5-13 38.5% Game: 9-28 32.1%
 FT % 1st Half: 7-12 58.3% 2nd half: 8-15 53.3% Game: 15-27 55.6%

Officials: Doug Shoves, Lee Cassell, Terry Moore
 Technical fouls: Oregon-None. Vanderbilt-None.
 Attendance: 1418

Score by periods	1st		2nd		Total	
	1st	2nd	1st	2nd	Total	Total
Oregon	20	35	64			
Vanderbilt	35	43	78			

Last FG - OREGON 2nd-01:20, VANDY 2nd-02:25.
 Largest lead - OREGON by 6 1st-12:18, VANDY by 20 2nd-13:36.
 Score tied - 3 times.
 Lead changed - 3 times.

NASHVILLE - John Jenkins scored 24 points, Jeffery Taylor added 21 and 11 rebounds as No. 7 Vanderbilt opened the season with a 78-64 victory over Oregon. Brad Tinsley had 13 points for Vanderbilt.

The Commodores hadn't been ranked in the preseason since November 1993 when they were No. 23, and they haven't been ranked this high since 1965 when they were fifth. That might be why they opened a bit slowly and even trailed by as many as six points early.

But the Commodores took control with an 18-0 run over the final 2:33 of the first half and the first few minutes of the second.

Oregon fell to 0-4 when opening against a ranked opponent. But the Ducks didn't go down easily as Tony Woods had 12 points and Brett Kingma and E.J. Singler added 10 each.

Vanderbilt led by 20 with 13:36 to go, but Oregon came back with 14 straight points. The Ducks got as close as 62-57 on a jumper by Kingma with 5:09 left. Taylor answered by putting back his own miss with 4:41 left, then Jabari Brown had a turnover at mid-court. Johnathan Loyd missed both free throws, then Taylor hit a jumper to start a 12-0 run to seal the win.

The Ducks finished with 20 turnovers, which Vandy turned into 24 points.

- Notes**
- ★ VU has now won 125 of its last 132 home games against non-conference opponents, and are 105-8 in the same category under Kevin Stallings.
 - ★ The Commodores went on an 18-0 run at the end of the first half and beginning of second to give the team a cushion they would use the rest of the way. Vanderbilt led by as many as 20 points midway through the second half.
 - ★ Jenkins broke his career record for three pointers made with seven. His previous career high was six, which he accomplished four times, most recently vs. Kentucky on Jan. 12, 2011. Jermaine Beal was the last VU player to hit 7 three's (vs. Auburn, 1/31/09) in a game.
 - ★ Tinsley's 13-point effort marked his 47th career double figure scoring game.

Game 2 • Nov. 13, 2011

Cleveland State 71
at Vanderbilt 58
Nashville, Tenn. (Memorial Gym)

#	Player	Total		3-Pr		Rebounds		PF	TP	A	TO	Bk	Stl	Min
		FG	FGA	FT	FTA	Off	Def							
33	HARMON,Trevon	f	5-12	1-6	0-0	1	3	4	1	11	4	2	0	23
05	Montgomery, Jeremy	f	4-10	2-7	0-0	0	1	1	0	10	3	4	0	1
32	BROWN, D'Aundray	f	6-10	1-1	5-6	3	5	8	1	18	0	3	0	29
01	KAMCZYCZ, Sebastian	f	1-3	0-1	0-0	0	2	2	5	0	0	0	0	17
04	POCUE, Aaron	f	3-8	0-0	2-5	2	3	5	3	8	0	1	0	22
01	DOUGLAS, Sebastian	f	3-3	1-1	0-0	0	3	3	1	7	1	2	0	15
04	LONG, Devon	g	2-3	0-0	1-1	1	2	3	2	5	0	0	0	14
15	GRADY, Anton	g	2-3	0-0	3-6	1	3	4	4	7	2	4	1	22
24	NDAYE,Ludovic	g	0-0	0-0	0-0	0	0	0	2	0	0	0	0	5
31	LEE, Charles	g	1-4	0-1	1-2	0	3	3	2	3	0	1	0	11
Team						2	3							
Totals			27-54	6-17	12-20	10	28	39	21	71	13	16	4	15

FG % 1st Half: 16-31 51.6% 2nd half: 11-23 47.8% Game: 27-54 50.0% Deadead Rebounds: 3
 3FG % 1st Half: 4-12 33.3% 2nd half: 1-5 20.0% Game: 5-17 29.4%
 FT % 1st Half: 1-2 50.0% 2nd half: 11-18 61.1% Game: 12-20 60.0%

#	Player	Total		3-Pr		Rebounds		PF	TP	A	TO	Bk	Stl	Min
		FG	FGA	FT	FTA	Off	Def							
01	TINSLEY, BRAD	f	3-6	0-1	1-2	1	2	1	2	7	2	3	0	21
05	GOULBOURNE, Lance	f	3-9	0-1	5-9	3	5	8	11	1	2	1	3	34
23	JENKINS, John	f	5-14	2-8	5-7	0	1	1	17	0	3	0	1	33
33	TCHIENGANG, Steve	f	1-5	0-2	3-3	6	4	10	4	5	2	1	2	25
44	TAYLOR, Jeffery	f	3-8	1-3	2-3	0	4	1	9	1	6	0	1	34
02	JOHNSON, Kedren	g	1-1	0-0	1-1	0	0	0	0	3	0	0	0	7
11	FULLER, Kyle	g	1-2	0-0	1-1	0	1	1	1	3	0	0	0	17
24	PARKER, Dai-Jan	g	0-2	0-1	0-0	0	0	0	1	0	0	0	0	10
45	SIAMAK, James	g	0-1	0-0	0-0	0	0	0	0	0	0	0	0	0
40	HENDERSON, Josh	g	0-1	0-0	0-0	3	1	4	0	0	0	0	1	3
45	ODOM, Rod	g	1-2	1-1	0-0	0	1	3	3	0	0	0	0	16
Team						0	4	4						
Totals			19-51	4-17	18-26	13	22	35	15	58	6	21	3	10

FG % 1st Half: 7-24 29.2% 2nd half: 11-27 40.7% Game: 19-51 35.3% Deadead Rebounds: 2
 3FG % 1st Half: 2-8 25.0% 2nd half: 2-9 22.2% Game: 4-17 23.5%
 FT % 1st Half: 8-13 61.5% 2nd half: 10-13 76.9% Game: 18-26 69.2%

Officials: John Hampton, Tim Gatiss, Jeff Smith
 Technical fouls: Cleveland State-None. Vanderbilt-None.
 Attendance: 1303

Score by periods	1st		2nd		Total	
	1st	2nd	1st	2nd	Total	Total
Cleveland State	37	34	71			
Vanderbilt	24	34	58			

Last FG - CLEVELAND STATE 2nd-00:40, VANDY 2nd-00:32.
 Largest lead - CLEVELAND STATE by 16 1st-01:33, VANDY None.
 Score tied - 9 times.
 Lead changed - 0 times.

NASHVILLE - D'Aundray Brown had 18 points, eight rebounds and seven steals as Cleveland State upset No. 7 Vanderbilt 71-58 in a regional game of the Legends Classic.

Brown missed all of last season after tearing a tendon in his finger early, and the sophomore guard helped hold Vandy forward Jeffery Taylor to just nine points and forced the senior into six turnovers.

Cleveland State has four seniors back from a team that won the Horizon League last season. The Vikings hadn't played since an exhibition Wednesday night and looked very fresh, while Vanderbilt (1-1) appeared sloppy and slow after opening Friday night with a late tipoff against Oregon.

Cleveland State scored first on a 3-pointer by Trevon Harmon within the first minute and never trailed. The Vikings forced Vanderbilt into 21 turnovers - 15 of them steals. Harmon finished with 11 points and Jeremy Montgomery added 10.

John Jenkins, the Southeastern Conference's leading scorer with 19.5 points last season, had 17 for Vanderbilt. Lance Goulbourne added 11.

With the early tipoff, Cleveland State came into a Memorial Gym barely half full, and the Vikings jumped to a 16-point lead and were up 37-24 at halftime. They outshot Vanderbilt, hitting 50 percent (27 of 54) compared to 35.3 percent (18 of 51) and scored 22 points off the Commodores' turnovers.

- Notes**
- ★ The Vanderbilt loss ended a 20 game home non-conference winning streak, dating back to Dec. 3, 2008, in a 74-55 loss to UIC.
 - ★ John Jenkins scored 17 points and became VU's 42nd player to eclipse the 1,000-point barrier.
 - ★ Steve Tchiengang grabbed a career-high 10 rebounds.
 - ★ Vanderbilt committed 21 turnovers, and Cleveland State scored 22 points off of those turnovers. The Vikings also outscored the Commodores, 15-7, in second-chance points.

Game 3 • Nov. 15, 2011

Bucknell 68
at Vanderbilt 80
Nashville, Tenn. (Memorial Gym)

#	Player	Total		3-Pr		Rebounds		PF	TP	A	TO	Bk	Stl	Min
		FG	FGA	FT	FTA	Off	Def							
15	Willman, Joe	f	8-12	0-0	1-1	0	2	2	3	17	1	1	0	31
31	Muscala, Mike	c	5-10	0-1	0-0	0	7	2	0	2	2	0	0	29
04	Cohen, Bryan	g	1-2	1-1	0-0	0	1	1	2	3	0	0	0	18
12	Johnson, Bryson	g	1-4	0-0	2-2	0	4	4	1	4	1	0	0	27
42	Ayers, Cameron	g	1-8	0-1	5-6	0	5	0	7	1	1	0	0	29
05	Kasper, Steven	g	2-3	1-1	0-1	0	0	0	4	6	1	1	0	16
10	Fitzpatrick, Brian	g	3-3	0-0	4-4	2	3	0	1	0	0	0	0	10
11	Singleton, Joshua	g	3-7	2-3	4-6	0	0	0	2	12	1	1	0	18
21	Andoh, Enoch	g	0-1	0-0	0-0	0	0	1	0	1	0	1	0	3
22	Starkey, Cory	g	0-0	0-0	0-0	0	0	1	1	0	0	0	0	3
24	Hill, Ryan	g	0-1	0-0	0-0	2	2	2	2	2	0	0	0	12
33	Bradskney, Ben	g	0-0	0-0	0-0	2	2	1	0	0	0	0	0	4
Team														

Game 4 • Nov. 19, 2011

Vanderbilt 86 vs. N.C. State 79 East Rutherford, N.J. (Izod Center)

#	Player	Total		3-Pt		Rebounds		PF	TP	A	TO	Bk	Stl	Min			
		FG	FGA	FG	FGA	FT	FTA								Off	Def	
05	GOULBOURNE, Lance	f	4-5	0-0	7-9	0	5	5	3	15	1	0	0	1	29		
44	TAYLOR, Jeffery	f	5-11	1-4	6-11	4	4	8	1	17	5	4	0	2	32		
33	TCHIENGANG, Steve	c	2-4	0-0	2-5	3	8	11	1	6	1	1	0	0	34		
01	TINSLEY, BRAD	g	5-8	2-3	2-2	0	2	2	3	14	4	3	0	0	22		
23	JENKINS, John	q	10-16	4-9	4-6	0	2	2	1	28	0	2	1	3	33		
02	JOHNSON, Kedren	q	0-3	0-2	0-0	0	2	2	3	0	2	2	0	2	15		
11	FULLER, Kyle	g	1-1	0-0	1	0	1	0	0	1	1	1	0	1	10		
24	PARKER, Dai-Jon	g	1-3	1-3	0-0	0	1	1	2	3	0	0	0	9			
40	HENDERSON, Josh	g	0-0	0-0	0	0	0	0	0	0	0	0	0	4			
45	ODOM, Rod	g	1-2	1-2	0	1	1	3	0	1	0	0	0	12			
Team			28-54	9-25	21-33	11	21	36	20	86	14	17	1	8	200		
Totals			FG % 1st Half: 17-31 54.8%	2nd Half: 11-23 47.8%	Game: 28-54 51.9%	Rebounds		3FG % 1st Half: 8-17 47.1%		2nd Half: 4-8 50.0%	Game: 9-25 36.0%	Def		3FG % 1st Half: 7-12 58.3%		2nd Half: 14-21 66.7%	Game: 21-33 63.6%

North Carolina State 79 - 2-1

#	Player	Total		3-Pt		Rebounds		PF	TP	A	TO	Bk	Stl	Min			
		FG	FGA	FG	FGA	FT	FTA								Off	Def	
01	Howell, Richard	f	8-14	0-0	0-0	4	5	9	4	16	1	1	0	1	20		
34	Harris, Tyler	f	3-9	0-1	1-2	2	4	6	3	7	0	1	0	0	28		
00	Painter, DeShawn	c	3-6	0-0	1-2	0	1	3	7	0	0	0	0	15			
02	Brown, Lorenzo	g	4-11	1-3	4-6	1	3	4	0	13	6	4	0	4	36		
21	Williams, CJ	g	3-8	1-3	0-0	0	2	2	5	7	1	1	1	4	26		
11	Johnson, Alex	g	2-4	2-4	1-2	1	0	1	2	7	3	3	0	1	29		
05	Leslie, CJ	g	7-9	0-0	6-10	2	3	5	2	20	3	0	2	27			
16	Raymond, Jagwan	g	0-0	0-0	0	0	0	0	0	0	0	0	0	1			
14	Vandenbergh, Jordan	g	1-1	0-0	0	0	0	3	3	2	3	0	0	18			
Team			31-62	4-11	13-22	10	24	34	22	79	16	13	1	12	200		
Totals			FG % 1st Half: 15-25 60.0%	2nd Half: 1-6 16.7%	Game: 16-31 51.6%	Rebounds		3FG % 1st Half: 3-5 60.0%		2nd Half: 1-4 25.0%	Game: 4-11 36.4%	Def		3FG % 1st Half: 12-18 66.7%		2nd Half: 1-4 25.0%	Game: 13-22 59.1%

Officials: Brian O'Connell, Jeff Clark, Bill McCarthy
 Technical fouls: Vanderbilt=None, North Carolina State=None
 Attendance: 12,807
 Score by periods: Vanderbilt 49 37 86, North Carolina State 45 34 79
 Last FG - VANDY 2nd-01:22, ST 2nd-00:05
 Largest lead - VANDY by 9, 2nd-01:11, ST by 2, 2nd-07:58
 Score tied - 4 times, Lead changed - 9 times

Game 5 • Nov. 21, 2011

Vanderbilt 64 vs. Oregon State 62 East Rutherford, N.J. (Izod Center)

#	Player	Total		3-Pt		Rebounds		PF	TP	A	TO	Bk	Stl	Min			
		FG	FGA	FG	FGA	FT	FTA								Off	Def	
05	GOULBOURNE, Lance	f	4-9	1-2	0-0	1	8	9	3	9	2	6	0	2	31		
44	TAYLOR, Jeffery	f	6-13	2-2	1-2	5	3	8	1	13	2	3	1	29			
33	TCHIENGANG, Steve	c	2-2	0-1	4-4	1	4	5	3	9	1	1	0	24			
01	TINSLEY, BRAD	g	4-6	1-3	0-0	0	2	2	1	9	2	3	0	1	29		
23	JENKINS, John	q	5-13	4-7	0-0	0	3	3	0	14	0	3	0	38			
02	JOHNSON, Kedren	q	1-3	0-1	0-0	0	0	0	1	2	2	1	0	9			
11	FULLER, Kyle	g	0-0	0-0	0	0	1	1	0	0	0	0	0	3			
24	PARKER, Dai-Jon	g	1-3	0-2	0-0	0	0	0	1	2	2	2	0	13			
40	MOATS, Shelby	g	0-1	0-1	0-0	0	0	0	1	0	1	0	0	3			
40	HENDERSON, Josh	g	1-2	0-0	0	0	1	0	1	3	2	0	0	4			
45	ODOM, Rod	g	2-3	0-0	0-0	0	0	0	1	4	0	2	1	17			
Team			26-55	7-19	5-6	11	22	33	15	64	12	22	2	5	200		
Totals			FG % 1st Half: 12-30 40.0%	2nd Half: 14-25 56.0%	Game: 26-55 47.3%	Rebounds		3FG % 1st Half: 3-10 30.0%		2nd Half: 4-9 44.4%	Game: 7-19 36.8%	Def		3FG % 1st Half: 4-4 100.0%		2nd Half: 1-2 50.0%	Game: 5-6 83.3%

Oregon State 62 - 3-2

#	Player	Total		3-Pt		Rebounds		PF	TP	A	TO	Bk	Stl	Min			
		FG	FGA	FG	FGA	FT	FTA								Off	Def	
11	Burton, Joe	f	2-7	0-0	0-0	2	3	5	3	4	1	1	1	0	25		
44	Collier, Devon	f	8-11	0-0	3-5	4	1	5	0	19	1	1	4	2	33		
12	Brandt, Angus	c	1-3	0-2	0-0	0	1	1	2	1	1	1	1	24			
01	Cunningham, Jared	g	3-9	0-2	3-5	1	2	3	3	9	3	7	0	7	37		
03	Starks, Ahmad	g	6-20	2-9	2-2	0	4	4	2	16	5	2	0	4	36		
00	McShane, Kevin	g	0-0	0-0	0-0	0	0	0	0	0	2	0	0	1			
02	Barton, Chaille	g	0-0	0-0	0-0	0	1	1	0	0	0	0	0	5			
16	Morland, Eric	g	4-7	0-0	0-2	4	4	2	8	3	1	0	1	25			
55	Nelson, Roberto	g	2-3	0-1	0-0	0	1	1	3	0	1	0	0	14			
Team			26-60	2-14	8-14	13	18	31	12	62	14	17	6	15	200		
Totals			FG % 1st Half: 13-29 44.8%	2nd Half: 13-31 41.9%	Game: 26-60 43.3%	Rebounds		3FG % 1st Half: 0-5 0.0%		2nd Half: 0-5 0.0%	Game: 0-14 0.0%	Def		3FG % 1st Half: 3-13 23.1%		2nd Half: 5-11 45.5%	Game: 8-14 57.1%

Officials: Jim Bur, Michael Stephens, Guy Piegans
 Technical fouls: Vanderbilt=None, Oregon State=None
 Attendance: 3,944
 Score by periods: Vanderbilt 31 33 64, Oregon State 27 46 73
 Last FG - VANDY 2nd-00:05, OSU 2nd-00:33
 Largest lead - VANDY by 9, 2nd-06:18, OSU by 10, 1st-13:40
 Score tied - 9 times, Lead changed - 9 times

Game 6 • Nov. 25, 2011

Monmouth 73 at Vanderbilt 95 Nashville, Tenn. (Memorial Gym)

#	Player	Total		3-Pt		Rebounds		PF	TP	A	TO	Bk	Stl	Min			
		FG	FGA	FG	FGA	FT	FTA								Off	Def	
20	MYERS KEITT, Mike	f	2-2	1-1	0-0	0	2	2	0	5	0	1	0	0	15		
32	WAITE, Ed	f	5-9	0-1	5-5	2	3	5	5	15	1	3	0	4	30		
01	NESMITH, Dion	g	4-9	0-3	0-0	0	1	1	5	8	2	1	0	0	25		
02	STEELE, Jesse	g	8-17	4-7	3-3	0	3	3	2	26	5	4	0	0	35		
13	NICHOLS, Andrew	q	3-11	1-4	2-4	1	2	3	4	9	2	3	0	4	32		
03	DILEO, Max	q	0-4	0-1	0-0	0	3	3	1	0	2	0	0	0	21		
15	HARRIS, Mykel	q	0-0	0-0	0-0	0	0	0	0	0	0	0	0	4			
23	TILLOTSON, Austin	g	3-5	2-2	3-4	0	0	0	4	11	2	5	0	23			
24	JAMES, Daniel	g	0-1	0-0	1	2	0	2	0	0	1	0	0	5			
Team			26-58	8-19	13-17	7	17	24	21	73	14	17	0	10	200		
Totals			FG % 1st Half: 11-29 37.9%	2nd Half: 15-29 51.7%	Game: 26-58 44.8%	Rebounds		3FG % 1st Half: 3-11 27.3%		2nd Half: 5-8 62.5%	Game: 8-19 42.1%	Def		3FG % 1st Half: 2-4 50.0%		2nd Half: 11-13 84.6%	Game: 13-17 76.9%

Vanderbilt 95 - 5-1

#	Player	Total		3-Pt		Rebounds		PF	TP	A	TO	Bk	Stl	Min			
		FG	FGA	FG	FGA	FT	FTA								Off	Def	
05	GOULBOURNE, Lance	f	3-7	0-1	1-1	2	8	10	3	7	1	2	0	27			
44	TAYLOR, Jeffery	f	6-13	0-3	4-8	1	1	2	1	1	1	0	1	25			
45	ODOM, Rod	f	1-1	1-2	1-2	1	2	3	4	0	0	0	0	17			
01	TINSLEY, BRAD	g	3-4	2-3	8-8	0	1	1	3	16	1	3	0	1	27		
23	JENKINS, John	g	6-12	3-7	3-4	1	2	3	0	18	1	0	0	1	27		
02	JOHNSON, Kedren	g	0-2	0-0	0-0	0	2	2	1	6	1	2	1	0	16		
11	FULLER, Kyle	g	1-1	0-0	0-0	0	1	1	2	4	0	0	0	14			
12	SMART, Jordan	g	1-1	0-0	0-0	0	0	0	1	2	0	0	0	1			
14	NOLAN, Aaron	g	0-0	0-0	0-0	0	0	0	0	0	0	0	0	1			
24	PARKER, Dai-Jon	g	4-6	2-4	0-0	3	3	0	3	10	3	1	1	17			
34	MOATS, Shelby	g	1-3	1-3	0-0	2	4	6	1	3	0	4	0	13			
35	SIAMAK, James	g	0-0	0-0	0-0	0	0	0	0	1	0	0	0	1			
40	HENDERSON, Josh	g	4-4	0-0	2-2	2	3	5	1	10	2	0	0	14			
Team			32-56	11-25	20-27	9	28	37	15	95	16	15	2	9	200		
Totals			FG % 1st Half: 17-25 68.0%	2nd Half: 15-31 48.4%	Game: 32-56 57.1%	Rebounds		3FG % 1st Half: 8-13 61.5%		2nd Half: 8-12 66.7%	Game: 11-25 44.0%	Def		3FG % 1st Half: 8-10 80.0%		2nd Half: 12-17 70.6%	Game: 20-27 74.1%

Officials: Antonio Petty, Bruce Benedict, Pat Adams
 Technical fouls: Monmouth=None, Vanderbilt=None
 Attendance: 12,807
 Score by periods: Monmouth 27 46

Game 7 • Nov. 28, 2011

Xavier 82
at Vanderbilt (OT) 70
Nashville, Tenn. (Memorial Gym)

Xavier 82 - 5-0

#	Player	Total		3-Pr		Rebounds		PF	TP	A	TO	Bk	Stl	Min							
		FG	FGA	FT	FTA	Off	Def														
05	WELLS, Dezmine	1-4	0-1	5-6	3	3	6	3	7	0	3	0	0	22							
24	WALKER, Andre	3-11	0-0	0-0	4	10	14	1	0	1	1	0	0	40							
32	FREASE, Kennn	3-4	0-0	0-4	2	2	4	4	6	2	4	1	0	20							
10	LYONS, Mark	7-18	2-6	3-3	0	4	4	2	9	0	2	0	0	40							
32	HOLLOWAY, Tu	6-20	3-5	9-10	2	3	5	1	24	4	1	0	3	42							
02	DAVIS, Dee	0-2	0-1	0-0	1	2	1	0	1	0	1	0	1	8							
04	TAYLOR, Travis	4-7	0-0	3-4	5	2	7	2	11	0	1	0	0	25							
12	REDFORD, Brad	1-1	1-1	0-0	0	0	0	0	3	0	0	0	0	6							
25	MARTIN, Justin	2-4	0-1	0-0	1	3	4	2	4	0	2	1	0	13							
21	ROBINSON, Jeff	1-3	0-0	0-0	2	0	2	1	2	0	0	1	0	9							
Team				5		1		6													
Totals		28-74		6-15		20-27		29		29		14		17		82		8		225	

FG % 1st Half: 13-38 34.2% 2nd half: 13-30 43.0% OT: 3-6 50.0% Game: 28-74 37.8% Dealt/Rebounds
3FG % 1st Half: 0-0 0.0% 2nd half: 4-6 66.7% OT: 2-4 50.0% Game: 6-15 40.0%
FT % 1st Half: 3-6 50.0% 2nd half: 4-9 44.4% OT: 8-8 100.0% Game: 20-27 74.1%

Vanderbilt 70 - 5-2

#	Player	Total		3-Pr		Rebounds		PF	TP	A	TO	Bk	Stl	Min							
		FG	FGA	FT	FTA	Off	Def														
05	GOULBOURNE, Lance	8-17	1-4	1-2	2	5	7	2	18	1	2	2	1	39							
33	TCHINGANG, Steve	1-1	1-1	0-0	1	3	4	5	3	2	2	1	1	21							
44	TAYLOR, Jeffery	6-11	1-2	5-6	1	4	5	2	18	2	3	2	0	41							
01	TINSLEY, BRAD	9-29	4-0	0-0	0	2	2	0	4	7	4	0	2	32							
23	JENKINS, John	8-18	4-9	0-0	2	5	7	3	20	0	3	2	2	41							
02	JOHNSON, Kedren	0-2	0-1	2-2	0	2	2	1	3	1	0	1	0	9							
11	FULLER, Kyle	0-0	0-0	0-0	0	0	0	0	2	0	0	1	0	6							
24	PARKER, Dai-Jon	0-0	0-0	0-0	0	0	0	0	0	0	1	1	0	6							
46	HENDERSON, Josh	1-4	0-0	1-2	1	1	2	3	1	0	0	0	0	18							
45	ODOM, Rod	1-2	0-0	1-1	1	2	0	1	1	0	0	0	0	12							
Team				1		2		3													
Totals		27-64		7-22		9		24		33		20		70		16		18		225	

FG % 1st Half: 12-33 36.4% 2nd half: 13-23 56.5% OT: 2-8 25.0% Game: 27-64 42.2% Dealt/Rebounds
3FG % 1st Half: 3-10 30.0% 2nd half: 4-8 50.0% OT: 0-4 0.0% Game: 7-22 31.8%
FT % 1st Half: 7-10 70.0% 2nd half: 2-2 100.0% OT: 0-0 0.0% Game: 9-12 75.0%

Officials: John Cahill, Mike Kitts, Tracy Woodson
Technical fouls: Xavier None, Vanderbilt None.
Attendance: 1419

Score by periods	1st		2nd		OT		Total
	pts	reb	pts	reb	pts	reb	
Xavier	20	37	16	82			
Vanderbilt	34	32	4	70			

Last FG - XU 01:00.29, VANDY 01:31.30
Largest lead - XU by 12.29, VANDY 01:26-17.07.
Score tied - 6 times.
Lead changed - 13 times.

NASHVILLE - The Xavier Musketeers have lots of experience. They also have experienced guards in senior Tu Holloway and junior Mark Lyons.

They sure know how to take over a game at the right time.

Holloway scored 10 of his 24 points in overtime after Lyons tied it up in the final seconds of regulation, and No. 11 Xavier rallied from 10 down to beat 20th-ranked Vanderbilt 82-70.

Xavier trailed by as much as 10. The Musketeers scored the final four points of regulation, including Lyons' short jumper with 6.5 seconds left to force overtime. Wells hit two free throws, and Holloway knocked down two 3-pointers to cap a 12-0 run ending with 2:27 remaining in overtime that put Xavier up 74-66.

John Jenkins led Vanderbilt with 20 points. Lance Goulbourne and Jeffery Taylor had 18 apiece. The Commodores went cold after Jenkins' 3 with 3:56 left put Vandy up 66-62. They didn't score again until Jenkins' jumper with 2:17 left in overtime, but coach Kevin Stallings was more disappointed in his Commodores turning the ball over 18 times.

"Turnovers are generally careless or selfish," Stallings said. "Neither of those has anything to do with the other team."

Notes

- ★ Vanderbilt played its first overtime game of the season against Xavier - VU played three in 2010-11, and was 0-3 in those games.
- ★ The Commodores were outrebounded, 54-33, and outscored 15-9 in second-chance points.
- ★ Xavier shot 37.8% from the floor, Vanderbilt's best defensive performance of the season.
- ★ XU (20-27) shot 15 more free throws than Vanderbilt (9-12).
- ★ Former four-year Vanderbilt player Andre Walker, now a graduate student at Xavier, had a career-high 14 rebounds.
- ★ Jenkins (20), Goulbourne (18), and Taylor (18) were the only VU players in double figures - the next highest scorer was Brad Tinsley with four points.
- ★ Tinsley had a season-high seven assists.
- ★ Goulbourne's 18 points tied a career high.

Game 8 • Dec. 2, 2011

Vanderbilt 60
at Louisville (OT) 62
Louisville, Ky. (KFC Yum! Center)

Vanderbilt 60 - 5-3

#	Player	Total		3-Pr		Rebounds		PF	TP	A	TO	Bk	Stl	Min							
		FG	FGA	FT	FTA	Off	Def														
05	GOULBOURNE, Lance	2-4	0-1	7-12	2	6	8	3	11	0	1	1	1	41							
33	TCHINGANG, Steve	0-1	0-1	1-2	0	5	5	3	1	1	1	1	1	40							
44	TAYLOR, Jeffery	4-11	3-7	0-2	3	3	6	1	11	2	5	0	0	41							
01	TINSLEY, BRAD	2-9	2-4	2-4	0	3	3	1	8	5	4	0	0	40							
23	JENKINS, John	9-15	5-11	4-4	0	2	2	2	27	1	2	0	0	41							
02	JOHNSON, Kedren	0-0	0-0	0-0	0	1	1	0	0	0	3	0	0	8							
24	PARKER, Dai-Jon	0-1	0-1	0-0	0	1	0	0	0	1	0	0	0	4							
46	ODOM, Rod	1-3	0-1	0-0	1	1	2	2	2	0	0	0	1	10							
Team				2		3		5													
Totals		18-44		10-26		14-24		8		23		31		14		60		18		225	

FG % 1st Half: 9-25 36.0% 2nd half: 8-15 53.3% OT: 1-4 25.0% Game: 18-44 40.9% Dealt/Rebounds
3FG % 1st Half: 5-16 31.3% 2nd half: 4-8 50.0% OT: 1-2 50.0% Game: 10-26 38.5%
FT % 1st Half: 3-6 50.0% 2nd half: 4-10 40.0% OT: 7-8 87.5% Game: 14-24 58.3%

LOUISVILLE 62 - 7-0

#	Player	Total		3-Pr		Rebounds		PF	TP	A	TO	Bk	Stl	Min							
		FG	FGA	FT	FTA	Off	Def														
14	KURIC, Kyle	6-11	3-7	0-0	1	4	5	4	15	0	7	0	1	43							
24	BEHAN, Michael	6-12	1-2	3-3	4	8	10	4	14	0	1	1	2	29							
10	DIENG, Gorgui	3-5	0-0	1-2	3	5	8	1	7	3	2	2	1	38							
03	SMITH, Peyton	6-11	0-4	2-4	2	5	7	14	5	4	0	1	0	40							
05	SMITH, Chris	9	2-8	1-3	0-0	1	0	1	5	1	1	0	1	31							
01	NUÑEZ, Angel	0-1	0-1	0-0	0	0	0	0	0	0	0	0	0	4							
02	SMITH, Russ	1-7	0-1	0-0	0	0	0	5	2	4	0	0	0	23							
12	HENDERSON, Jared	0-0	0-0	0-0	0	0	0	0	0	0	0	0	0	2							
21	SWOPSHIRE, Tim	2-5	0-2	1-2	2	2	4	0	5	0	0	0	0	19							
Team				1		1		2													
Totals		25-60		10-20		7-11		14		23		37		18		62		13		225	

FG % 1st Half: 11-26 42.3% 2nd half: 10-28 35.7% OT: 4-6 66.7% Game: 25-60 41.7% Dealt/Rebounds
3FG % 1st Half: 3-9 33.3% 2nd half: 1-9 11.1% OT: 1-2 50.0% Game: 5-20 25.0%
FT % 1st Half: 0-1 0.0% 2nd half: 4-7 57.1% OT: 3-3 100.0% Game: 7-11 63.6%

Officials: John Cahill, Michael Stephens, Jamie Luckie
Technical fouls: Vanderbilt-None, LOUISVILLE-None.
Attendance: 2768

Score by periods	1st		2nd		OT		Total
	pts	reb	pts	reb	pts	reb	
Vanderbilt	26	24	10	60			
LOUISVILLE	25	12	62				

Last FG - VANDY 01:54.30, LOU 01:00.02
Largest lead - VANDY by 19:06.46, LOU by 4:16-16:27.
Score tied - 10 times.
Lead changed - 12 times.

LOUISVILLE - John Jenkins twice gave Vanderbilt leads late. The 20th-ranked Commodores found a way to lose them both.

Jenkins scored 27 points, but Peyton Siva drove through the middle of Vanderbilt's defense for a layup with 1.4 seconds left to rally No. 6 Louisville over the Commodores 62-60 in overtime.

Jenkins finished 9 of 15 from the field and 5 of 11 from 3-point range as the Commodores (5-3) took a nine-point lead midway through the second half and a five-point lead in overtime. They couldn't hold on to either.

Jenkins' jumper gave the Commodores a 43-34 lead, but Jeffery Taylor made a steal and missed a layup that would've pushed it to double digits.

Louisville answered with a 13-4 run that ended with Chane Behanan's steal and slam that tied it with 2:28 left. With the game tied again in the closing seconds, Siva wound the clock down near halfcourt, then drove into the lane around Taylor and found Behanan down low.

Behanan took the ball to the floor once to slice across the lane, but missed the shot off the backboard and rim and slumped down in frustration at failing to hit the winner.

Jenkins scored the first five points of overtime, but Louisville rallied again.

Behanan answered with a three-point play. After the two teams traded a pair of free throws, Kyle Kuric, who finished with 15 points, hit a 3-pointer that gave Louisville a 58-57 lead.

Brad Tinsley tied it with a free throw before Kuric hit a jumper that set up the final sequence when Jenkins hit two free throws and Siva easily passed Lance Goulbourne down the lane, hitting a finger-roll layup with 1.4 seconds left.

Notes

- ★ The loss was Vanderbilt's second consecutive overtime defeat after falling to Xavier earlier in the week in overtime, 82-70, and the fifth straight overtime loss dating back to the beginning of the 2010-11 campaign.
- ★ John Jenkins led the Commodores with 27 points, his fourth 20-point game of the season and 24th of his career.

Game 9 • Dec. 7, 2011

Vanderbilt 87
at Davidson 83
Davidson, N.C. (Belk Arena)

Vanderbilt 87 - 6-3

#	Player	Total		3-Pr		Rebounds		PF	TP	A	TO	Bk	Stl	Min	
		FG	FGA	FT	FTA	Off	Def								
33	TCHINGANG, Steve	0-1	0-0	0-0	0	0	0	4	0	0	3	0	0	8	
44	TAYLOR, Jeffery	12-17	3-4	3-3	1	3	4	2	30	1	3	4	1	34	
01	TINSLEY, BRAD	3-9	1-2	1-2	1	4	5	2	8	1	1	0	0	31	
05	GOULBOURNE, Lance	9	1-7	1-2	3	4	7	3	0	3	1	2	0	23	
23	JENKINS, John	7-14	2-5	6-7	0	3	3	4	22	2	1	1	0	33	
02	JOHNSON, Kedren	1-2	1-1	2-2	0	2	2	0	5	3	2	0	1	15	
03	EZELI, Festus	4-7	0-0	7-10	4	2	6	5	15	0	0	2	0	21	
24	PARKER, Dai-Jon	0-0	0-0	0-0	0	0	0	0	1	0	0	0	0	7	
24	MOKTS, Shelby	0-0	0-0	0-0	0	0	0	0	1	0	0	0	0	2	
46	HENDERSON, Josh	0-0	0-0	0-0	0	0	0	0	0	0	0	0	0	1	
45	ODOM, Rod	2-5	0-0	3-4	4	4	0	3	1	2	5	1	2	25	
Team				2		5		7							
Totals		30-62		7-15		20-26		14							

Game 10 • Dec. 17, 2011

Indiana State 61
at Vanderbilt 55
Nashville, Tenn. (Memorial Gym)

Indiana State 61 • 8-2																	
#	Player	Total	3-Ptr	Rebounds	PF	TP	A	To	Bk	Sf	Min						
FG	FTA	FG	FTA	Off	Def	PF	TP	A	To	Bk	Sf	Min					
15	RICHARD, Carl	f	4-6	3-4	0-0	1	4	5	1	11	1	0	0	34			
24	WALKER, Myles	c	1-10	0-0	1-2	1	4	5	2	3	1	1	1	25			
13	ODUM, Jake	g	3-9	0-2	4-6	0	8	8	2	10	7	6	0	32			
24	PRINTY, Jordan	g	4-7	3-5	0-0	0	5	5	0	13	1	0	0	28			
21	MCWHORTER, Steve	g	2-4	0-1	2-2	0	0	0	2	2	0	0	1	29			
02	EITEL, Lucas	g	0-0	0-0	0-0	0	1	1	2	0	0	1	0	5			
05	GANT, Justin	g	0-3	0-1	0-0	0	0	0	0	0	1	0	0	4			
20	LATHAN, Dwayne	g	2-4	0-1	0-0	0	2	2	6	1	0	4	0	23			
31	MAHURIN, RJ	g	5-8	4-7	0-0	2	2	2	3	14	1	0	0	20			
Team			0	1	1												
Totals			22-51	10-21	7-10	4	25	29	14	61	14	15	1	8			
FG % 1st Half: 10-28 35.7%		2nd half: 12-23 52.2%		Game: 22-51 43.1%		3FG % 1st Half: 6-13 46.2%		2nd half: 4-8 50.0%		Game: 10-21 47.6%		FT % 1st Half: 2-4 50.0%		2nd half: 5-6 83.3%		Game: 7-10 70.0%	

Vanderbilt 55 • 6-4																	
#	Player	Total	3-Ptr	Rebounds	PF	TP	A	To	Bk	Sf	Min						
FG	FTA	FG	FTA	Off	Def	PF	TP	A	To	Bk	Sf	Min					
44	TAYLOR, Jeffery	f	8-15	3-6	2-4	2	4	6	2	2	2	0	2	34			
05	ODUM, Rod	f	0-2	0-0	0-0	0	1	1	0	0	0	0	0	16			
03	EZELL, Festus	c	2-6	0-0	0-0	0	4	4	0	0	4	1	0	22			
01	TINSLEY, BRAD	g	5-8	2-4	0-0	0	6	6	0	12	3	1	2	35			
23	JENKINS, John	g	3-10	1-6	4-5	2	2	4	4	11	2	0	0	30			
02	JOHNSON, Kedren	g	0-2	0-1	1-2	0	1	1	0	1	2	0	0	8			
05	GOULBOURNE, Lance	g	1-3	0-1	2-3	2	4	6	3	4	0	2	0	23			
24	PARKER, Dai-Jon	g	0-1	0-1	0-0	0	0	0	0	0	1	0	0	15			
33	TCHENGANG, Steve	g	0-3	0-1	2-4	1	2	3	1	2	2	3	1	17			
Team			0	3	3												
Totals			19-50	6-22	11-18	7	27	34	10	55	9	15	4	200			
FG % 1st Half: 10-24 41.7%		2nd half: 9-26 34.6%		Game: 19-50 38.0%		3FG % 1st Half: 3-12 25.0%		2nd half: 3-10 30.0%		Game: 6-22 27.3%		FT % 1st Half: 5-7 71.4%		2nd half: 6-11 54.5%		Game: 11-18 61.3%	

Score by periods												
1st	2nd	Total	Points	In	Off	2nd	Fast					
2nd	3rd	4th	Per	Paint	TD	Chance	Break					
28	33	61	18	17	9	6	7					
20	27	55	18	17	9	6	7					

NASHVILLE - Indiana State studied how Cleveland State guarded John Jenkins back in November. Then coach Greg Lansing put Steve McWhorter on Vanderbilt's best player, as he usually does with any opponent.

McWhorter held the Southeastern Conference's top scorer to a season-low 11 points and the sophomore guard hit two free throws with 3:32 left to put Indiana State ahead for good as the Sycamores upset No. 25 Vanderbilt 61-55 for their first win over a ranked team since 2006.

Indiana State (8-2) earned its fifth win in 12 games against SEC teams and first since beating Vanderbilt on Dec. 22, 1984, in Terre Haute. The Sycamores are off to their best start since opening 8-1 in 2005-06, and Lansing called this a big win for his program.

RJ Mahurin had a career-high 14 points off the bench, and Carl Richard and Jordan Printy each finished with 11. Jake Odum added 10 for the Sycamores, whose last win over a ranked team came on their own court against No. 14 Butler on Dec. 12, 2006.

Vanderbilt (6-4) lost its third non-conference game at home this season, with Cleveland State being the first. That's the most since the 1977-78 season.

Looking rusty, Vanderbilt fell behind by 12 early. The Commodores scored only once after Lance Goulbourne's three-point play with 6:32 left, and Jeffery Taylor's layup with 53.2 seconds remaining just wasn't enough.

Taylor finished with 21 points and Brad Tinsley had 12. Taylor had no answer for why the Commodores couldn't hold onto the lead.

"We're going to have to figure it out. It can't keep going like this," he said. "We're a much better team than we're playing right now."

- Notes**
- ★ The Commodores dropped their third home non-conference game of the season.
 - ★ Vanderbilt was outscored 16-2 in the last 6:31 of the game.
 - ★ Vanderbilt shot 38.0% from the field. VU is 0-2 this season when shooting less than 40%. They also shot 27.3% in 3FG to Indiana State's 47.6%. The Commodores are 0-2 when shooting less than 30% from 3's

Game 11 • Dec. 19, 2011

Longwood 71
at Vanderbilt 99
Nashville, Tenn. (Memorial Gym)

Longwood 71 • 4-7																	
#	Player	Total	3-Ptr	Rebounds	PF	TP	A	To	Bk	Sf	Min						
FG	FTA	FG	FTA	Off	Def	PF	TP	A	To	Bk	Sf	Min					
33	van der Kooij, Jan	f	3-7	0-3	0-0	0	3	3	1	6	1	2	0	25			
04	Carter, Andrew	c	9-17	2-3	0-0	2	8	10	4	20	0	4	0	31			
01	Bowman, Jeremiah	g	3-6	1-1	4-4	0	0	0	3	11	5	5	0	34			
02	PARKING, Martiaz	g	1-7	0-3	0-0	1	2	3	0	2	3	2	0	26			
01	Carey, Tristan	g	7-10	6-8	3-0	0	4	4	20	2	1	1	1	30			
08	Taylor, Anthony	g	1-3	0-0	0-0	1	1	2	2	0	0	1	0	6			
10	Shockley, Stephen	g	0-0	0-0	0-0	0	0	0	0	0	0	0	0	1			
15	Robinson, David	g	1-4	0-1	5-6	1	2	3	2	7	2	0	0	21			
21	Parker, Mark	g	1-2	1-1	0-0	1	0	1	1	3	0	2	0	9			
44	Havestein, Jeff	g	0-3	0-0	0-0	0	1	1	0	1	2	1	0	17			
Team			2	3	2												
Totals			26-59	10-20	9-10	9	24	32	18	71	14	19	2	200			
FG % 1st Half: 11-28 39.3%		2nd half: 15-31 48.4%		Game: 26-59 44.1%		3FG % 1st Half: 6-13 46.2%		2nd half: 4-7 57.1%		Game: 10-20 50.0%		FT % 1st Half: 5-6 83.3%		2nd half: 4-4 100.0%		Game: 9-10 90.0%	

Vanderbilt 99 • 7-4																	
#	Player	Total	3-Ptr	Rebounds	PF	TP	A	To	Bk	Sf	Min						
FG	FTA	FG	FTA	Off	Def	PF	TP	A	To	Bk	Sf	Min					
05	GOULBOURNE, Lance	f	7-10	1-2	0-0	3	7	10	1	15	2	0	2	29			
33	TCHENGANG, Steve	f	3-7	0-1	1-2	1	3	4	2	7	0	0	0	26			
44	TAYLOR, Jeffery	f	12-14	2-3	3-5	3	2	5	0	29	0	1	0	23			
01	TINSLEY, BRAD	g	3-6	3-5	3-3	1	2	3	1	12	3	2	0	26			
23	JENKINS, John	g	6-14	3-9	4-5	0	0	0	3	19	2	0	2	29			
01	TINSLEY, Brad	g	6-14	3-9	4-5	0	0	0	0	6	2	2	0	10			
11	FULLER, Kyle	g	2-5	1-3	1-1	0	0	0	0	6	2	2	0	9			
12	SMART, Jordan	g	1-5	0-2	3-5	0	2	2	0	5	0	0	0	9			
12	SMART, Jordan	g	1-1	1-1	0-0	0	1	1	1	3	0	0	0	4			
14	NOLL, Aaron	g	0-1	0-0	0-0	1	0	0	0	0	0	0	0	1			
24	PARKER, Dai-Jon	g	0-4	0-1	0-0	0	0	0	0	1	0	0	0	15			
34	MOATS, Shelby	g	0-1	0-1	0-0	0	0	0	0	1	0	0	0	5			
35	ODUM, Rod	g	1-3	0-0	0-0	0	0	0	0	0	0	0	0	5			
46	ODUM, Rod	g	1-3	1-2	0-0	0	2	4	2	3	1	4	0	19			
Team			2	5	7												
Totals			36-71	12-29	15-21	13	25	38	10	99	13	10	2	200			
FG % 1st Half: 20-38 52.6%		2nd half: 16-33 48.5%		Game: 36-71 50.3%		3FG % 1st Half: 7-14 50.0%		2nd half: 5-15 33.3%		Game: 12-29 41.4%		FT % 1st Half: 5-6 83.3%		2nd half: 10-15 66.7%		Game: 15-21 71.4%	

Score by periods												
1st	2nd	Total	Points	In	Off	2nd	Fast					
2nd	3rd	4th	Per	Paint	TD	Chance	Break					
33	38	71	12	14	12	12	12					
52	47	99	14	21	15	10	17					

NASHVILLE - Jeffery Taylor scored 18 of his 29 points in the first half, and the Vanderbilt Commodores rebounded hours after dropping out of the Top 25 rankings by beating Longwood 99-71.

The Commodores (7-4) fell out of the 25th spot nationally after starting a three-game homestand by losing to Indiana State. That was their first game in 10 days due to exams so spread out that coach Kevin Stallings had trouble holding scheduled practices or having all Commodores on hand.

They needed the chance to just play, and they got that against a team that just finished moving up to Division I in 2007. John Jenkins scored 19 points for Vanderbilt. Lance Goulbourne added 15 and Brad Tinsley 12. Nine Commodores scored at least three points.

Antwan Carter and Tristan Carey each scored 20 points to lead Longwood (4-7). Jeremiah Bowman added 11.

The Lancers led only once on a 3-pointer by Bowman. Jenkins hit a jumper, starting an 11-2 run by Vanderbilt that put the Commodores in control for the rest of the game. Vandy hit four of its first five 3s and finished 12 of 29 beyond the arc.

- Notes**
- ★ Vanderbilt scored a season-high 99 points vs. Longwood. This is the second game of the season where the Commodores have scored 95 points. The previous game of at least 95 points--against Monmouth (11/25/11).
 - ★ The Commodores won by 28 points, their largest margin of victory for the season. Prior to the win, 22 points was the team's largest margin of victory (against Monmouth, 11/25/11).
 - ★ The 12-3's made was the most by VU this season.
 - ★ The Commodores tied a season-high with 11 steals.
 - ★ Taylor led the team in scoring with 29 points, his third consecutive 20+-point game.
 - ★ Taylor ended one point shy of his career high, set against Davidson on 12/7/11. (30pts).
 - ★ Jenkins had his 42nd consecutive game of double-digit scoring with 19 points. Jenkins was 3-9 from three, his seventh game this season with three or more threes.

Game 12 • Dec. 21, 2011

Lafayette 58
at Vanderbilt 89
Nashville, Tenn. (Memorial Gym)

Lafayette 58 • 4-7														
#	Player	Total	3-Ptr	Rebounds	PF	TP	A	To	Bk	Sf	Min			
FG	FTA	FG	FTA	Off	Def	PF	TP	A	To	Bk	Sf	Min		
13	Willen, Ryan	f	4-14	2-4	3-3	1	3	4	1	13	0	2	0	24
04	Palham, J.D.	c	1-10	0-0	0-0	0	0	0	0	0	2	1	0	12
12	Hinrichs, Seth	g	6-8	1-1	3-3	1	2	3	1	16	0	3	0	27
11	Mower, Jim	g	2-6	1-5	0-0	0	3	3	0	5	0	2	1	31
32	Delaney, Rob	g	4-7	0-2	0-0	0	2	1	8	6	5	0	1	30
04	Detmer, Jack	g	0-1	0-1	0-0	0	0	0	0	0	0	0	0	2
05	Ptasinski, Stephen	g	0-1	0-1	0-0	0	2	2	1	0	1	2	0	20
20	Trist, Dan	g	4-7	0-0	1-2	1	3	4	1	9	1	0	0	21
22	Finnegan, Alan	g	0-3	0-1	0-0	0	1	1	0	0	0	1	0	7
23	Smith, Les	g	2-3	1-2	0-0	0	2	2	0	5	0	0	0	10
24	Giese, Levi	g	0-0	0-0	0-0	0	0	0						

Game 13 • Dec. 29, 2011

Vanderbilt..... 74
 at Marquette..... 57
 Milwaukee, Wisc. (Bradley Center)

#	Player	Total		3-Pr		Rebounds		PF	TP	A	TO	Bk	Stl	Min	
		FG	FGA	FG	FGA	FT	FTA								Off
05	GOULBOURNE, Lance	f	4-5	1-2	4-6	4	12	16	2	13	2	1	3	36	
06	CHENGGANG, Steve	f	0-2	0-1	4-4	0	0	0	0	4	0	1	0	13	
04	TAYLOR, Jeffery	f	7-14	2-5	3-4	2	2	4	2	19	1	3	0	32	
01	TINSLEY, Brad	g	3-5	2-3	3-3	0	2	2	0	11	8	3	0	29	
23	JENKINS, John	g	5-12	4-8	0-0	2	3	2	14	1	1	0	0	34	
02	JOHNSON, Kedren	g	0-2	0-1	0-0	0	2	2	0	4	1	0	1	12	
03	EZELI, Festus	g	2-4	0-0	4-7	2	5	7	3	8	0	0	0	17	
11	FULLER, Kyle	g	0-0	0-0	0	1	1	0	0	0	0	0	0	1	
24	PARKER, Dai-Jon	g	0-1	0-0	0-0	0	1	2	0	1	1	1	1	12	
34	MOATS, Shelby	g	0-0	0-0	0-0	0	0	0	0	1	0	0	0	1	
35	SIKAM, James	g	0-0	0-0	0-0	0	0	0	0	0	0	0	0	1	
45	ODOM, Rod	g	2-4	1-2	0-0	0	2	4	5	0	0	0	0	12	
Team						0		1							
Totals		23-49		10-22		18-24		9		30		23		74	
FG % 1st Half:		13.25 52.0%		10.24 41.7%		Game: 23-49 46.9%		Deatball							
3FG % 1st Half:		7.12 63.3%		3.10 30.0%		Game: 10-22 45.5%		Rebounds							
FT % 1st Half:		11.16 68.8%		7.8 87.5%		Game: 18-24 75.0%									

Marquette 57 - 11-2

#	Player	Total		3-Pr		Rebounds		PF	TP	A	TO	Bk	Stl	Min	
		FG	FGA	FG	FGA	FT	FTA								Off
05	CROWDER, Jae	f	4-13	0-1	8-14	7	3	10	3	16	4	1	0	36	
04	GARDNER, Davante	f	1-2	0-0	0-2	1	1	2	3	2	0	1	0	6	
01	JOHNSON-ODOM, Darius	g	5-15	1-6	1-1	0	2	2	0	12	3	2	0	29	
02	BLUE, Vander	g	1-7	0-2	1-2	1	1	2	3	2	3	0	0	21	
03	CADOUAN, Junior	g	1-3	0-1	0-0	0	2	2	2	1	3	0	0	21	
00	WILSON, Jamil	g	2-6	1-2	0-0	1	2	3	5	1	0	1	0	24	
04	MAYO, Todd	g	3-9	1-2	3-5	1	2	3	10	0	3	0	0	23	
10	ANDERSON, Juan	g	0-0	0-0	2-2	0	0	0	1	2	0	0	0	9	
12	JONES, Jamil	g	0-1	0-1	0-2	1	5	6	1	1	1	0	0	13	
33	WILSON, Derrick	g	2-3	0-0	1-2	2	0	2	3	5	0	0	0	19	
Team		1-2		3		1		3							
Totals		19-59		3-15		16-30		19		57		12		7	
FG % 1st Half:		7.33 21.2%		12.26 46.2%		Game: 19-59 32.2%		Deatball							
3FG % 1st Half:		12.5 12.5%		2.7 28.6%		Game: 3-15 20.0%		Rebounds							
FT % 1st Half:		7.14 50.0%		5-16 36.3%		Game: 16-30 53.3%									

Officials: John Cahill, Tim Higgins, Mike Roberts
 Technical fouls: Vanderbilt-EZELI, Festus; Marquette-None.
 Attendance: 15684
 DR1016669
 Score by periods: 1st 2nd Total
 Vanderbilt 44 30 74
 Marquette 22 35 57
 Last FG - VANDY 2nd 01:38, MAR 2nd 01:13.
 Largest lead - VANDY 27 1st 07:22, MAR by 2 1st 05:19.
 Score tied - 0 times.
 Lead changed - 0 times.

MILWAUKEE - Things started so well for Vanderbilt, Kevin Stallings found himself looking away from the scoreboard.

The Vanderbilt coach couldn't believe his team was making things so difficult for Marquette (No. 13 ESPN/USA Today, No. 14 AP).

"I was sure that I was like in a mirage or something, just seeing things," Stallings said. "I tried to stop looking."

Jeffery Taylor scored 13 of his 19 points in the second half to help Vanderbilt steamroll Marquette 74-57.

John Jenkins added 14 points, and Lance Goulbourne had 13 points and 16 rebounds for the Commodores (9-4), who beat a ranked team for the first time this season.

Jae Crowder scored 16 points on 4-of-13 shooting for the Golden Eagles (11-2), who shot a season-low 32.2 percent from the field.

Vanderbilt, considered a top-10 team at the beginning of the season, came in unranked after a Dec. 17 loss to Indiana State. The Commodores came in with a 0-2 mark against ranked teams this season, with losses to Xavier and Louisville -- both in overtime.

But the Commodores looked worthy of their preseason ranking, smothering the Golden Eagles on defense and doing just about anything they wanted on the other end.

Things went poorly from the start for the Golden Eagles, who shot 1 for 16 from the field to start the game.

Marquette tried to get the ball to Crowder down low early on, but it wasn't working with several Vanderbilt defenders collapsing on him every time he touched the ball. Crowder started the game 0 for 7.

Notes

- ★ The Commodores defeated their first ranked opponent of the season with the victory and moved to 1-2 in 2011-12 against ranked opponents. It was also Vanderbilt's first road win over a ranked opponent since January 27, 2010 (at Tennessee, W, 85-76).bilt (9-12).
- ★ The road win moved Vanderbilt to 2-1 on the season in true road contests.

Game 14 • Jan. 2, 2012

Miami (Ohio)..... 62
 at Vanderbilt..... 69
 Nashville, Tenn. (Memorial Gym)

#	Player	Total		3-Pr		Rebounds		PF	TP	A	TO	Bk	Stl	Min	
		FG	FGA	FG	FGA	FT	FTA								Off
04	MUVUNGA, Julian	f	7-11	0-0	0-0	6	5	11	3	14	2	6	0	40	
26	HARRIS, Jon	f	3-7	1-5	0-0	1	4	5	1	7	2	0	1	33	
00	MCHEE, Drew	c	2-4	0-0	0-0	0	1	1	4	0	0	0	1	11	
01	SEWELL, Josh	g	1-5	0-2	0-0	0	2	2	1	2	1	0	0	22	
02	ROLLINS, Quinten	g	2-6	0-1	1-1	1	0	1	2	5	2	0	1	18	
09	SULLIVAN, Will	g	1-5	0-2	0-0	0	2	1	2	0	0	0	1	17	
14	SULLIVAN, Brian	g	8-11	8-10	0-0	0	1	1	4	24	1	2	0	32	
06	THOMAS, Adam	g	0-3	0-1	0-0	0	5	5	1	0	0	0	0	11	
45	LEGARZA, Vince	g	2-3	0-0	0-0	0	0	0	2	4	1	0	0	16	
Team		1		2		3									
Totals		26-55		9-21		1-1		9		22		31		62	
FG % 1st Half:		10-27 37.0%		6-28 21.4%		Game: 26-55 47.3%		Deatball							
3FG % 1st Half:		4-11 36.4%		5-10 50.0%		Game: 9-21 42.9%		Rebounds							
FT % 1st Half:		0-0 0.0%		1-1 100.0%		Game: 1-1 100.0%									

Vanderbilt 69 - 10-4

#	Player	Total		3-Pr		Rebounds		PF	TP	A	TO	Bk	Stl	Min	
		FG	FGA	FG	FGA	FT	FTA								Off
05	GOULBOURNE, Lance	f	2-7	1-2	4-4	1	3	4	1	9	2	3	2	27	
33	CHENGGANG, Steve	f	2-3	0-0	2-2	1	3	4	1	6	0	0	0	18	
04	TAYLOR, Jeffery	f	5-11	1-3	0-1	3	2	5	0	11	3	3	0	33	
01	TINSLEY, Brad	g	2-4	1-1	0-0	2	2	1	11	4	1	0	1	27	
23	JENKINS, John	g	5-10	3-3	0	1	1	26	0	1	1	1	1	35	
02	JOHNSON, Kedren	g	2-3	0-0	0-1	1	1	1	1	4	2	2	1	20	
03	EZELI, Festus	g	1-5	0-0	0-0	3	4	7	1	2	1	0	1	20	
24	PARKER, Dai-Jon	g	0-3	0-1	0-0	0	0	0	0	1	0	0	0	6	
45	ODOM, Rod	g	0-1	0-1	0-0	1	1	2	0	0	0	0	0	14	
Team		1		2		2									
Totals		23-52		8-18		15-17		9		18		27		69	
FG % 1st Half:		9-37 33.3%		14-25 56.0%		Game: 23-52 44.2%		Deatball							
3FG % 1st Half:		2-9 22.2%		6-9 66.7%		Game: 8-18 44.4%		Rebounds							
FT % 1st Half:		7-8 87.5%		8-9 88.9%		Game: 15-17 88.2%									

Officials: Anthony Jordan, Roger Ayers, Michael Stephens
 Technical fouls: Miami (Ohio)-None, Vanderbilt-None.
 Attendance: 13162
 Score by periods: 1st 2nd Total
 Miami (Ohio) 24 38 62
 Vanderbilt 27 42 69
 Points in the Paint: 11 11 22
 Fast Break Points: 2 4 6
 Bench Points: 18 14 5
 VANDY 22 19 9
 Last FG - MIAMI 4 1st 09:26, VANDY by 11 2nd 09:29.
 Score tied - 2 times.
 Lead changed - 4 times.

NASHVILLE - John Jenkins hit five 3-pointers and scored 26 points as Vanderbilt overcame a sluggish start and beat Miami (Ohio) 69-62 for the Commodores' fourth straight victory.

Coming off a 74-57 win at then-No. 14 Marquette, the Commodores (10-4) opened this game like so many this season at Memorial Gym struggling to find the basket, hitting only two of their first 14 shots. They finally heated up, especially from 3-point range where they hit 8 of 18 (44.4 percent) for the game.

Jeffery Taylor and Brad Tinsley each added 11 points, and senior Festus Ezeli blocked four shots to become Vanderbilt's career leader, passing former NBA player Will Perdue.

Freshman Brian Sullivan came off the bench and led the RedHawks (4-8) with 24 points, going 8 of 10 from beyond the arc. Julian Mavunga had his eighth double-double this season but was held to a season-low 14 points, along with his 11 rebounds.

The RedHawks, whose losses include 66-60 at then-No. 13 Xavier, pulled within 43-41 as Mavunga scored six points and Jon Harris hit a 3-pointer with 12 minutes left. Jenkins answered with another 3, then hit a jumper after a pump fake to push the lead to 48-41.

Miami (Ohio) pulled within 59-55 as Drew McGhee capped a 9-3 spurt. Jenkins hit a fall-away jumper to push it to 61-55 with 3:58 left, then the Commodores forced Miami (Ohio) into its fourth shot clock violation of the game.

Brian Sullivan hit his eighth 3 to pull Miami (Ohio) within 63-58 only to have Ezeli block Josh Sewell's layup with 1:46 left. Miami (Ohio) never got closer than five as the Commodores hit all six free throws in the final 67 seconds to win.

Notes

- ★ Festus Ezeli tallied four blocks in the game, breaking the all-time record at Vanderbilt for blocks. He now has 159 in his career. The center added seven rebounds in the victory.
- ★ Jenkins led Vanderbilt with 26 points. He now has scored in double figures in every game he's played this season, and 62 times in his career. He has achieved the mark in 45 consecutive games played.
- ★ Taylor and Tinsley added 11 points each, marking the 85th career double digit scoring game for the former, and the 54th for the latter.

Game 15 • Jan. 7, 2011

Auburn..... 35
 at Vanderbilt..... 65
 Nashville, Tenn. (Memorial Gym)

#	Player	Total		3-Pr		Rebounds		PF	TP	A	TO	Bk	Stl	Min
		FG	FGA	FG	FGA	FT	FTA							
22	Gabriel, Kenny	f	1-7	0-2	0-0	0	0	3	2	2	0	1	0	24
41	Gabriel, Rob	f	1-10	0-0	0-0	3	3	6	4	2	1	1	1	25
01	Ward, Vanez	g	2-7	1-4	1-4	0	1	1	1	6	2	2	0	28
03	Denson, Chris	g	3-10	1-2	0-1	1	2	3	0	7	1	0	0	30
23	Sullivan, Frankie	g	1-4	0-2	0-0	1	2	3	2	2	1	1	0	20
09	Langford, Josh	g	2-2	1-1	0-1	0	0	0	1	5	0	0	0	7
02	Payne, Allen	g	1-4	0-0	1-2	2	5	7	3	0	1	0	1	15
11	Wallace, Josh	g	2-4	0-0	0-1	0	0	0	2	4	0	3	2	19
32	Johnson, Noel	g	0-2	0-2	0-0	0	0	0	0	0	1	0	0	7
45	Forbes, Adrian	g	1-2	0-0	0-1	2	2	3	2	2	0	1	0	13
50														

Game 16 • Jan. 10, 2012

Vanderbilt 67
 at South Carolina 57
 Columbia, S.C. (Colonial Life Arena)

Vanderbilt 67 • 12-4, 2-0

#	Player	Total		3-Ptr		Rebounds			PF	TP	A	TO	Blk	Stl	Min
		FG-FGA	FG-FGA	FT-FTA	Off	Def	Total								
03	EZELL, Festus	c	1-1	0-0	0-0	1	1	2	5	2	1	1	1	0	18
01	TINSLEY, Brad	g	4-5	3-4	2-2	0	0	0	1	15	9	2	0	0	29
05	GOULBOURNE, Lance	g	2-6	0-1	4-4	3	7	10	3	8	0	2	1	1	21
23	JENKINS, John	g	5-10	4-8	0-0	1	2	3	0	14	3	4	0	1	30
44	TAYLOR, Jeffery	g	4-6	3-4	0-0	0	3	3	2	11	3	4	0	1	32
02	JOHNSON, Kedren	g	0-3	0-1	0-0	0	2	2	0	0	0	0	0	0	11
11	FULLER, Kyle	g	0-1	0-0	0-0	0	1	1	0	0	0	2	0	0	3
24	PARKER, Dal-Jon	g	1-1	1-1	0-0	0	1	1	0	3	2	0	0	0	15
33	TCHIENGANG, Steve	g	0-1	0-1	2-2	0	1	3	10	0	1	0	1	1	19
34	MOATS, Shelby	g	0-0	0-0	0-0	0	0	0	0	0	0	0	0	0	3
45	ODOM, Rod	g	2-2	2-2	0-0	0	0	0	1	6	1	1	0	0	19
Team			2-2		4		1		1		1		0		19
Totals			23-40	13-22	8-8	7	20	27	15	67	19	18	2	4	200

FG % 1st Half:	8-15	53.3%	2nd half:	15-25	60.0%	Game:	23-40	57.5%	Deadball
3FG % 1st Half:	4-7	57.1%	2nd half:	9-15	60.0%	Game:	13-22	59.1%	Rebounds
FT % 1st Half:	2-2	100.0%	2nd half:	6-6	100.0%	Game:	9-8	100.0%	9

South Carolina 57 • 8-8, 0-2

#	Player	Total		3-Ptr		Rebounds			PF	TP	A	TO	Blk	Stl	Min
		FG-FGA	FG-FGA	FT-FTA	Off	Def	Total								
13	GILL, Anthony	f	3-7	0-2	2-2	2	2	4	0	8	0	1	0	0	28
15	COOKE, Malik	f	4-11	1-2	3-3	1	2	3	0	2	1	3	0	0	35
24	HARRIS, Darnontre	f	4-7	0-0	3-4	7	3	10	2	11	0	3	1	1	31
30	JACKSON, Lakeem	f	1-5	0-0	1-2	1	1	2	1	3	0	1	0	0	18
08	SMITH, Eric	g	0-4	0-2	0-0	0	0	0	0	0	1	1	0	0	16
01	WILLIAMS, Brenton	g	0-0	0-0	0-0	0	0	0	0	0	0	0	0	0	3
02	RICHARDSON, Brian	g	2-3	2-3	0-0	0	0	0	2	6	0	0	0	0	10
23	ELLINGTON, Bruce	g	8-12	1-2	3-3	0	0	0	2	20	3	0	0	0	24
32	LEONARD, Damien	g	0-4	0-2	0-0	0	0	0	0	1	1	0	1	1	13
33	SLAWSON, RJ	g	0-0	0-0	0-0	0	1	1	2	0	0	0	0	2	19
45	GEATHERS, Carlton	g	0-0	0-0	0-0	0	0	0	0	0	0	0	0	2	3
Team			1-1		1		0		1		4		9		200
Totals			22-53	4-13	9-11	12	9	21	11	57	4	9	2	9	200

FG % 1st Half:	5-26	19.2%	2nd half:	17-27	63.0%	Game:	22-53	41.5%	Deadball
3FG % 1st Half:	0-8	0.0%	2nd half:	4-5	80.0%	Game:	4-13	30.8%	Rebounds
FT % 1st Half:	0-4	0.0%	2nd half:	7-7	100.0%	Game:	9-11	81.8%	13

Officials: Antonio Petty, Jamie Luckie, Ed Corbett
 Technical fouls: Vanderbilt-None, South Carolina-None.
 Attendance: 6353

Score by periods	1st		2nd		Total
	pts	fg	pts	fg	
Vanderbilt	22	45	45	67	67
South Carolina	12	45	45	57	57

Points	In	Off	2nd	Fast	Bench
VANDY	14	9	12	8	19
SC	24	14	14	2	28

Last FG - VANDY 2nd-03:49, SC 2nd-00:10.
 Largest lead - VANDY by 24 2nd-03:49, SC by 2 1st-19:32.
 Score tied - 2 times.
 Lead changed - 3 times.

COLUMBIA, S.C. - It's been two Southeastern Conference games and two lights-out shooting performances from Vanderbilt and the league's leading scorer John Jenkins.

Jenkins had all but two of his 14 points in the second half and four of Vanderbilt's 13 3-pointers as the Commodores built a 24-point lead before holding on to defeat South Carolina 67-57. It was Vanderbilt's sixth straight win and second consecutive SEC blow-out after a 65-35 win over Auburn to start league play last Saturday.

"I sure hope so" Jenkins said when asked if the on-target, long-range barrage can continue throughout the SEC season. "We work hard at it every day. It's good to see the hard work pay off."

Even if it took a half to truly get it going.

The Commodores (12-4, 2-0 SEC) had only 15 attempts and were held to 22 points in the opening period. Still, their defense and South Carolina's struggles from the outside gave them a 22-12 lead at the break. Jenkins, who had just a bucket the first 20 minutes, found his shooting touch with two wide-open 3's that were part of 24-13 run as Vanderbilt took control of things. The Commodores led by 24 points before South Carolina's 14-0 run the final 4 minutes made the game look closer than it really was.

Vanderbilt finished 13 of 22 from behind the arc against South Carolina after a 13 of 29 long-range performance in the Auburn win. Jenkins went 5 of 8 on 3-pointers and scored 17 points against the Tigers.

Brad Tinsley had 13 points, three 3-pointers and nine assists for the Commodores. Jeffery Taylor had 11 points and Steve Tchiengang added 10 for Vanderbilt.

Bruce Ellington had 20 points to lead the Gamecocks (8-8, 0-2).

Notes

- ★ Vanderbilt has won five of the last seven meetings in Columbia against South Carolina.
- ★ Vanderbilt held South Carolina to 12 first-half points, the lowest first half total for an opponent since Kentucky scored 11 in the opening half on February 12, 2008.
- ★ Vanderbilt shot 57.5% from the floor against the Gamecocks, the second-highest single-game field goal percentage performance of the season.

THE LAST TIME...

VANDERBILT

INDIVIDUALS

Scoring:

Scored 25 points – John Jenkins (26), vs. Miami (OH), 1/2/2012
Scored 30 points – Jeffery Taylor (30), at Davidson, 12/7/2011
Scored 35 points – Billy McCaffrey (35), vs. Georgia, 2/24/1993
Scored 40 points – Shan Foster (42) vs. Mississippi State, 3/5/2008

Two Players Had 20 Points –

Jeffery Taylor (30) and John Jenkins (22) at Davidson, 12/7/2011

Three Players Had 20 Points –

Derrick Byars (28), Shan Foster (21) and Ross Neltner (20) vs. Toledo, 12/2/2006

Scored 20 Points in Two Straight Games

– Jeffery Taylor vs. Indiana State (21), 12/17/11, vs. Longwood (29), 12/19/11

Scored 20 Points in Three Straight Games –

Jeffery Taylor at Davidson (30), 12/7/11, vs. Indiana State (21), 12/17/11, vs. Longwood (29), 12/19/11

Scored 20 Points in Four Straight Games –

John Jenkins vs. Monmouth (25), 11/25/11, vs. Xavier (20), 11/28/11, at Louisville (27), 12/2/2011, at Davidson (22), 12/7/2011

Scored 20 Points in Five Straight Games –

Shan Foster vs. Georgia (29), 2/23/2008; vs. Tennessee (32), 2/26/2008; at Arkansas (22), 3/1/2008; vs. Mississippi State (42), 3/5/2008; at Alabama (21), 3/8/2008

Scored 20 Points in Six Straight Games –

Shan Foster vs. Georgia (29), 2/23/2008; vs. Tennessee (32), 2/26/2008; at Arkansas (22), 3/1/2008; vs. Mississippi State (42), 3/5/2008; at Alabama (21), 3/8/2008; vs. Auburn (26), 3/13/2008

Five Players Scored in Double Figures –

John Jenkins (18), Jeffery Taylor (16), Brad Tinsley (16), Dai-Jon Parker (10), and Josh Henderson (10) vs. Monmouth, 11/25/11

Six Players Scored in Double Figures –

Jeffery Taylor (16), George Drake (14), Jermaine Beal (12), Festus Ezeli (11), Brad Tinsley (11), and A.J. Ogilvy (10) vs. Central Arkansas, 11/26/2008

Four Players with 15 or more points –

Jeffery Taylor (20), John Jenkins (17), Brad Tinsley (16), Lance Goulbourne (16), Festus Ezeli (15) at LSU, 2/26/2011

Double-Doubles:

Double-Double – Lance Goulbourne (13 points, 16 rebounds) vs. Marquette 12/19/11
20-10 game – Jeffery Taylor (21 points, 11 rebounds) vs. LSU, 3/10/11
30-10 game – A.J. Ogilvy (33 points, 10 rebounds) vs. Oregon, 11/11/2011
Back-to-back 20-10 games – Matt Freije vs. South Carolina (26 points, 11 rebounds)

1/28/04; vs. Kentucky (20 points, 11 rebounds) 1/31/04

Double-Double in Points and Rebounds – Lance Goulbourne (13 points, 16 rebounds) vs. Marquette, 12/29/11

Double-Double in Points and Assists – Brad Tinsley (11 points, 10 assists) vs. Presbyterian, 11/12/2010

Double-Double in Points and Blocks – Never
Double-Double in Points and Steals – Never

Double-Double in Two Consecutive games – Lance Goulbourne vs. Ole Miss (14 points, 16 rebounds) 1/19/2011, vs. St. Mary's (15 points, 10 rebounds) 1/22/2011

Double-Double in three consecutive games – Dan Langhi vs. Notre Dame (33 points, 10 rebounds) 11/21/1998; vs. Morehead State (18 points, 10 rebounds) 11/24/1998; vs. Ohio State (14 points, 17 rebounds) 11/28/1998

Two players record double-double –

A.J. Ogilvy (12 points, 10 rebounds), Jeffery Taylor (16 points, 10 rebounds) vs. Arkansas, 3/8/2009

Triple-Doubles:

Triple-Double – Brad Tinsley (11 points, 10 rebounds, 10 assists) vs. Presbyterian, 11/12/2010

Field Goals:

Made 10 FG in a game – John Jenkins (10) vs N.C. State, 11/19/2011
Made 11 FG in a game – John Jenkins (11) vs. Kentucky, 2/12/2011
Made 12 FG in a game – Jeffery Taylor (12) vs. Longwood, 12/19/2011
Made 16 FG in a game – Shan Foster (16) vs. Mississippi State, 3/5/2008

Attempted 15 FG in a game – John Jenkins (15) vs. Miami (OH), 1/2/2012

Attempted 16 FG in a game – John Jenkins (16) vs N.C. State, 11/19/2011

Attempted 17 FG in a game – Jeffery Taylor (17) at Davidson, 12/7/2011

Attempted 18 FG in a game – John Jenkins (18) vs. Xavier, 11/28/2011

Attempted 19 FG in a game – John Jenkins (19) vs. Oregon, 11/11/2011

Attempted 20 FG in a game – John Jenkins (21) vs. Marquette, 12/29/2010

Three-Pointers:

Made 5 3-pointers in a game – John Jenkins (5) vs. Auburn, 1/7/2012
Made 6 3-pointers in a game – John Jenkins (6) vs. Kentucky, 2/12/2011
Made 7 3-pointers in a game – John Jenkins (7) vs. Lafayette, 12/21/2011
Made 8 3-pointers in a game – Shan Foster (8) vs. UMass, 1/5/2008
Made 9 3-pointers in a game – Shan Foster (9) vs. Mississippi State, 3/5/2008
Attempted 10 3-pointers in a game – John Jenkins (11) vs. Miami (OH), 1/2/2012
Attempted 15 3-pointers in a game – John Jenkins (16) vs. Oregon, 11/11/2011

Free Throws:

Made 8 FT in a game – Jeffery Taylor (8) vs. LSU, 3/10/2011
Made 9 FT in a game – John Jenkins (9) vs. Alabama, 2/10/2011
Made 10 FT in a game – John Jenkins (10) vs. Arkansas, 1/29/2011
Made 12 FT in a game – Jeffery Taylor (12) vs. Tennessee, 2/9/2010
Made 13 FT in a game – A.J. Ogilvy (13) vs. DePaul, 12/5/2009
Made 18 FT in a game – Matt Freije (18) vs. Indiana, 11/24/2003

Attempted 12 FT in a game – Lance Goulbourne (12) at Louisville, 12/2/2011

Attempted 14 FT in a game – Festus Ezeli (14) vs. Belmont, 12/4/2010

Attempted 15 FT in a game – A.J. Ogilvy (15) vs. DePaul, 12/5/09

Rebounds:

10 Rebounds in a game – Lance Goulbourne (10) at S. Carolina, 1/10/2012
15 Rebounds in a game – Lance Goulbourne (16) at Marquette, 12/29/2011
10+ Rebounds in Three Consecutive Games – Lance Goulbourne (16) vs. Ole Miss, 1/19/2011; (10) vs. St. Mary's, 1/22/2011; (12) at Miss. State, 1/27/2011

Assists:

8 Assists – Brad Tinsley (8) at Marquette, 12/29/2011
9 Assists – Brad Tinsley (9) at S. Carolina, 1/10/2012
10 Assists – Brad Tinsley (10), vs. Lafayette, 12/21/2011
11 Assists – Mario Moore (13) vs. Arkansas, 2/19/2005
12 Assists – Mario Moore (13) vs. Arkansas, 2/19/2005
13 Assists – Mario Moore (13) vs. Arkansas, 2/19/2005
14 Assists – Billy McCaffrey (14) vs. Kentucky, 1/13/1993
5+ Assists in Four Consecutive Games – Jermaine Beal (6) vs. South Carolina, 1/9/2008; at Kentucky (5), 1/12/2008; at Tennessee (5), 1/17/2008; vs. LSU (9), 1/19/2008
8+ Assists in Two Consecutive Games – Atiba Prater (9) at Georgia, 2/2/2000; (9) vs. Boston College, 2/6/2000

Blocks:

4 Blocked Shots – Festus Ezeli (4), vs. Miami (OH), 1/2/2012
5 Blocked Shots – Festus Ezeli (5) at Auburn, 2/19/2010
6 Blocked Shots – Festus Ezeli (6) at LSU, 2/26/2011
7 Blocked Shots – Festus Ezeli (7) at Georgia, 2/16/11

Steals:

4 Steals – Jeffery Taylor (4) at Louisville, 12/2/2011
5 Steals – Jeffery Taylor (5) vs. Oregon, (11/11/2011)
6 Steals – Dan Cage (6) vs. Furman, 11/28/2006
7 Steals – James Strong (8) vs. Morehead

State, 11/24/1998

8 Steals – James Strong (8) vs. Morehead State, 11/24/1998

Minutes:

Played every minute – Jermaine Beal (40), vs. Alabama (2/5/2009)
Played over 40 minutes – John Jenkins (42) at Florida, 2/1/2011
All 5 starters played 40 minutes – Steve Tchiengang (40), Brad Tinsley (40), Lance Goulbourne (41), Jeffery Taylor (41), and John Jenkins (41), at Louisville, 12/2/2011

Fouls:

Technical Foul – Festus Ezeli, at Marquette, 12/29/2011
Fouled Out – Festus Ezeli, at S. Carolina, 1/10/2012
Two Players Fouled Out – Steve Tchiengang and Festus Ezeli vs. Tennessee, 2/22/2011
Three Players Fouled Out – Festus Ezeli, Steve Tchiengang, Jeffery Taylor at Florida, 2/1/2011

TEAM

Started the game with Opponent Technical Foul – Furman bench, 12/22/2008
Scored 95 or more points – 99 vs. Longwood 12/19/11 (W, 99-71)
Scored 100 or more points – 102 vs. UPR-Mayaguez 12/19/2006 (W, 102-59)
Scored 100 or more points (SEC game) – 101 vs. Georgia 3/1/2000 (W, 101-89)
Scored 110 or more points – 113 vs. Alabama A&M 12/30/1998 (W, 113-71)
Scored 110 or more points (SEC game) – 111 vs. Alabama 2/21/1972 (W, 111-91)
Scored 120 or more points – 130 vs. Ole Miss 12/22/1970 (W, 130-112)
Scored 120 or more points (SEC game) – 130 vs. Ole Miss 12/22/1970 (W, 130-112)
Scored 130 or more points – 130 vs. Ole Miss 12/22/1970 (W, 130-112)
Scored Less than 50 points – 44 vs. Kentucky, 3/5/2003 (L, 44-106)
Scored 20 or less points in half – 18 at Tennessee, 2/14/2009
Scored 90+ points in three consecutive games – 95 vs. Bradley, 11/24/2007 (W, 95-86); 91 vs. South Alabama, 11/29/2007 (W, 91-88); vs. Georgia Tech, 12/1/2007 (W, 92-79)
Allowed 90 or more points – 94, Florida, 1/25/2009 (L, 69-94)
Allowed 100 or more points – 106, Kentucky, 3/5/2003 (L, 44-106)
Allowed Less than 50 points – 49, Nebraska, 11/18/2010 (W, 59-49)
Allowed 40 or Less points – 35, vs. Auburn, 1/7/2012 (W, 65-35)
Shot 60% or better – .611 at South Carolina, 1/16/2010 (W, 89-79)
Shot over 67% FG – .679 vs. TSU, 12/19/2009 (W, 84-71)
Shot 50% or better – .583 vs. Lafayette, 12/21/2011 (W, 89-58)
Shot lower than 30% – .275 vs. Cincinnati 11/23/2009 (L, 67-58)
Allowed 60% shooting – .612 at Florida, 2/21/2009 (L, 68-82)

THE LAST TIME...

Scored 100 points in two consecutive games – 111 vs. North Alabama 12/20/1980 (W, 111-79) and 111 vs. Memphis 12/23/1980 (W, 111-96)

Scored 100 points in three consecutive games – Never

Scored 100 points in Consecutive SEC games – 104 vs. LSU 2/19/1972 (W, 104-83) and 111 vs. Alabama 2/21/1972 (W, 111-91)

Won game by 70 points or more – 71 vs. Union (Tenn.) (W, 95-24), 1911-12

Won game by 60 points or more – 71 vs. Union (Tenn.) (W, 95-24), 1911-12

Won game by 50 points or more – 51 vs. Army (W, 92-41) 11/14/1998

Game decided by one point – vs. Marquette, 12/29/2010 (W, 77-76)

Two consecutive games decided by one point – at South Carolina (L, 70-71) 1/7/1998 and Tennessee (W, 80-79) 1/10/1998

Three consecutive games decided by one point – Never

Shot 90% or Better from Free Throw Line – 90.9% vs. Mississippi State (20-22) 3/11/2011

Shot less than 50% from Free Throw Line – .333 vs. Chaminade (1-of-3) 11/24/2009

Shot less than 20% from 3PT – .182 (2-of-11) at Kentucky, 3/1/2011

Attempted 30 FT – 33 (21-33) vs. N.C. State, 11/19/2011

Attempted 40 FT – 45 (35-45) vs. Belmont, 12/4/2010

Attempted five or less FT – 3 vs. Chaminade, 11/24/2009

Made 20 FT – 20 at Davidson, 12/7/2011

Made 30 FT – 35 vs. Belmont, 12/5/2010

Made 15 3FG – 15 vs. Lafayette, 12/21/2011

Won an Overtime Game – vs. Georgia, 2/25/2010 (W, 96-94)

Lost by 25 or More Points – vs. Florida, 1/25/2009 (L, 69-94)

Lost an Overtime Game – at Louisville, 12/2/2011 (L, 62-60)

Played Two Overtimes – at Kentucky, 1/12/2008 (L, 79-73)

Played Three Overtimes – at Ole Miss 2/17/1982 (L, 51-48)

Played Four Overtimes – at Ole Miss 2/17/1982 (L, 51-48)

Played consecutive games that went to overtime – vs. Xavier 11/28/2011 (L, 82-70) and at Louisville, 12/2/2011 (L, 62-60)

Had 20 Turnovers – 22 vs. Oregon State, 11/19/2011

Had fewer than 10 Turnovers in two straight games – vs. Mississippi State (5) 3/1/2011, vs. Florida (6) 3/12/2011

OPPONENT - INDIVIDUALS

Scoring:

Scored 25 points – Jesse Steele (25) vs. Monmouth, 11/25/2011

Scored 30 points – Casey Mitchell (31) vs. West Virginia, 11/19/2010

Scored 35 points – Rotnei Clarke, (36) 1/29/2011

Scored 40 points – Morris Almond (44), Rice, 1/3/2007

Two Players Had 20 Points – Terrence Jones (25) and Brandon Knight (20) vs. Kentucky, 2/12/2011

Five Players Scored in Double Figures Kenny Boynton (17), Erving Walker (16),

Vernon Macklin (13), Chandler Parsons (13), Alex Tyus (13) vs. Florida, 3/5/2011

Six Players Scored in Double Figures – Bam Doyne (22), Dwayne Curtis (12), Todd Abernethy (11), Clarence Sanders (11), Polynice (10) and Williams (10), vs. Ole Miss, 1/27/2007

Four Players with 15 or more points – Erik Daniels (20), Marquis Estill (17), Kelenna Azubuike (16) and Gerald Fitch (15) vs. Kentucky, 3/5/2003

Double-Doubles:

Double-Double – Damontre Harris (11 points, 10 rebounds) at S. Carolina, 1/10/2012

Triple-Double – Sam Muldrow (16 points, 14 rebounds and 10 blocks) at South Carolina, 1/8/2010

20-10 game – Antwan Carter (20 points, 10 rebounds) vs. Longwood, 12/19/2011

30-10 game – Morris Almond (44 points, 12 rebounds) at Rice, 1/3/2007

Double-Double in Points and Rebounds – Damontre Harris (11 points, 10 rebounds) at S. Carolina, 1/10/2012

Double-Double in Points and Assists – Nick Calathes (15 points, 10 assists) at Florida, 1/27/2008

Two players record double-doubles – Yancy Gates (16 points, 10 rebounds), Dion Dixon (12 points, 10 rebounds) vs. Cincinnati, 11/23/2009

Field Goals:

Made 10 FG in a game – Kevin Anderson (25) vs. Richmond, 3/17/2011

Made 11 FG in a game – Omar Samhan (11) at St. Mary's, 11/20/2009

Made 12 FG in a game – Storm Warren, (12) at LSU, 2/26/2011

Made 13 FG in a game – Lester Hudson (13) vs. Tennessee-Martin, 12/29/2007

Attempted 15 FG in a game – Darius Johnson-Odom at Marquette, 12/29/2011

Attempted 16 FG in a game – Kenny Boynton (16) vs. Florida, 3/12/2011

Attempted 17 FG in a game – Antwan Carter vs. Longwood, 12/19/2011

Attempted 18 FG in a game – Mark Lyons (18) vs. Xavier, 11/28/2011

Attempted 19 FG in a game – Marcus Denmon (19) at Missouri, 12/8/2010

Attempted 20 FG in a game – Tu Holloway (20) vs. Xavier, 11/28/2011

Attempted 25 FG in a game – Courtney Fortson (27) vs. Arkansas, 3/8/2009

Three-Pointers:

Made 5 3-pointers in a game – Kenny Boynton (5) vs. Florida (3/11/2010)

Made 6 3-pointers in a game – Tristan Carey vs. Longwood, 12/19/2011

Made 7 3-pointers in a game – Chandler Parsons (7) vs. Florida, 1/25/2009

Made 8 3-pointers in a game – Brian Sullivan (8) vs. Miami (OH), 1/2/2012

Attempted 10 3-pointers in a game – Andre

Stringer (10) at LSU, 2/26/2011

Free Throws:

Made 8 FT in a game – Jae Crowder (8) at Marquette, 12/29/2011

Made 9 FT in a game – Tu Holloway (9), vs. Xavier, 11/28/2011

Made 10 FT in a game – Jake Cohen (10) at Davidson, 12/7/2011

Made 11 FT in a game – Iman Shumpert (11) at Georgia Tech, 12/6/2008

Made 17 FT in a game – Morris Almond (17) at Rice, 1/3/2007

Attempted 10 FT in a game – Jake Cohen (11) at Davidson, 12/7/2011

Attempted 13 FT in a game – DeMarcus Cousins (13) at Kentucky, 1/30/2010

Attempted 14 FT in a game – Jae Crowder (14) at Marquette, 12/29/2011

Attempted 15 FT in a game – Morris Almond (19) at Rice, 1/3/2007

Rebounds:

10 Rebounds in a game – Damontre Harris (11) at S. Carolina, 1/10/2012

15 Rebounds in a game – Lance Goulbourne (16) at Marquette, 12/29/11

18 Rebounds in a game – Daniel Northern (18) vs. Tennessee Tech, 12/20/2008

19 Rebounds in a game – Omar Samhan (19) at St. Mary's, 11/20/2009

20 Rebounds in a game – Roy Rogers (20) at Alabama, 1/3/1996

Assists

8 Assists – Johnathan Loyd (10) vs. Oregon, 11/11/2011

9 Assists – John Wall (9) at Kentucky, 1/30/2010

10 Assists – Nick Calathes (10) at Florida, 1/27/2008

11 Assists – Dee Bost (11) vs. Mississippi State, 3/11/2011

12 Assists – G.G. Smith (12) vs. Georgia, 2/3/1999

Blocks:

4 Blocked Shots – Devon Collier (4), vs. Oregon State, 11/21/2011

5 Blocked Shots – Wayne Chism (5) at Tennessee, 1/27/2010

6 Blocked Shots – Jarvis Varnado (6) vs. Mississippi State, 3/13/2010

8 Blocked Shots – Jarvis Varnado (9) vs. Mississippi State, 2/3/2010

10 Blocked Shots – Sam Muldrow (10) at South Carolina, 1/8/2011

Steals:

5 Steals – Zaire Taylor (5) vs. Missouri, 12/2/2009

6 Steals – Devan Downey (6) at South Carolina, 1/16/2010

7 Steals – Aaron Lucas (7) at South Carolina, 1/19/2002

8 Steals – Steve Wojciechowski (8) at Duke, 11/22/1996

Two players with 3 steals – Ed Waite (4) and Andrew Nicholas (4) vs. Monmouth, 11/25/201

Minutes:

Played every minute – Kevin Anderson (25) vs. Richmond, 3/17/2011

Played over 40 minutes – Kyle Kuric (43) at Louisville, 12/2/2011

Fouls:

Technical Foul – Bench at Auburn, 2/19/2011

Fouled Out – Clint Mann at Davidson, 12/7/2011

Three Players Fouled Out – Garrett Green, Storm Warren, Dennis Harris vs. LSU, 2/13/2010

OPPONENT - TEAM

Scored 90 or more points at Memorial Gym – 94 vs. Georgia, 2/25/2010 (VU 96, UGA 94 (OT))

Scored 100 or more points – 106 at Kentucky 3/5/2003 (L, 44-106)

Scored 110 or more points – 120 vs. Kentucky 2/7/1996 (L, 81-120)

Scored 120 or more points – 120 vs. Kentucky 2/7/1996 (L, 81-120)

Scored 130 or more points – Never

Scored Less than 50 points – 35 vs. Auburn, 1/7/2012 (W, 65-35)

Scored Less than 40 points – 35 vs. Auburn, 1/7/2012 (W, 65-35)

Shot 50% or Better – .500 vs N.C. State, 11/19/2011 (VU 86-NCSU 79)

Shot 60% or Better – .612 at Florida (UF 82, VU 68), 2/21/2009

Shot 60% or Better from 3PT – .600 (15-25) vs. Florida, 1/25/2009 (L, 69-94)

Shot less than 30% FG – .293 (22-of-75), vs. Davidson, 1/2/2011 (VU 80, Davidson 52)

Shot less than 15% from 3PT – .154 (2-13), at Florida, 3/2/2010 (VU 64, UF 60)

Held Opponent Without a 3-Pointer – vs. Nebraska, 11/18/10 (W, 59-49)

Shot 90% or Better from Free Throw Line – 1.000, vs. Mississippi State (8-8), 3/11/2011

Shot less than 50% from Free Throw Line – .450 at Arkansas, 2/27/2010

Attempted 30 FT – 30 at Marquette, 12/29/2011

Attempted 40 FT – 42 at Mississippi State, 2/12/2007

Attempted 45 or More FT – 49 at South Carolina, 1/28/2009

Attempted five or less FT – 1 vs. Miami (OH), 1/2/2012

Made 20 FT – 24 at Davidson, 12/7/2011

Made 30 FT – 32 at South Carolina, 1/28/2009

Made 0 FT – Georgia, 1/14/2009

Made 12 3PT – 12 at Kentucky, 1/30/2010

Made 15 3PT – 15 vs. Florida, 1/25/2009

Attempted 30 or more 3PT – 34 vs. Mississippi State, 2/3/2010

Had 20 Turnovers – 20 vs. North Carolina, 11/21/2010



FESTUS EZELI

3

RS-Senior, Center
6'11" 255 lbs.
Benin City, Nigeria
Igbinedion Educ. Center/
Jesuit HS (Calif.)

SEASON HIGHS

Points: 15, vs Davidson (12/7/11)
FG Made: 4, vs Davidson (12/7/11)
FG Atts: 7, vs Davidson (12/7/11)
3FG Made:
3FG Atts:
FT Made: 7, vs Davidson (12/7/11)
FT Atts: 10, vs Davidson (12/7/11)
Rebounds: 8, vs Auburn (1/7/12)
Assists:
Turnovers: 4, vs. Indiana State (12/17/11)
Blocks: 4, vs. Miami (Ohio) (1/2/12)
Steals: 1, 3x, last vs. Auburn (1/7/12)
Minutes: 22, vs. Indiana State (12/17/11)

CAREER HIGHS

Points: 24, vs. Belmont (12/4/10);
FG Made: 8, vs. Appalachian State (11/27/10);
FG Atts: 13, vs. South Carolina (2/5/11);
3FG Made: 0;
3FG Atts: 0;
FT Made: 10, 2x, last vs. Ole Miss (1/19/11);
FT Atts: 14, vs. Belmont (12/4/10);
Rebounds: 13, 2x, last at Kentucky (3/1/11);
Assists: 1, 3x, last vs. Kentucky (2/12/11);
Turnovers: 4, 5x, last at LSU (2/26/11);
Blocks: 7, at Georgia (2/16/11);
Steals: 4, 2x, last vs. Georgia (1/12/11);
Minutes: 36, at Kentucky (3/1/11).

MISCELLANEOUS

	2011-12	Career
Double-Digit Scoring	1	28
20-Pt Scoring	-	21
Double-Doubles	-	5
3+ Blocks	1	27
Starts	3	48

EZELI NOTEBOOK

- ✪ Named to Preseason All-SEC 2nd Team; made All-SEC 2nd team in 2011.
- ✪ Became the school's all-time leading career blocks leader when he blocked four shots against Miami (1/2) - now has 162 career blocks.
- ✪ Played in first game of the season after missing six weeks because of sprained MCL and PCL's in his right knee against Davidson (12/7). Had surgery on his left knee in the offseason.
- ✪ Returned to action against Marquette after missing two games still recovering from knee injury - scored eight points and had seven rebounds.
- ✪ Named nation's most improved player last season by Yahoo! Sports.
- ✪ Set a new Vanderbilt single-season record in blocks in 2010-11 with 87.
- ✪ Three blocks short of career mark, held by Will Perdue, with 154.
- ✪ Will miss first six games of the regular season for receiving improper benefits.
- ✪ Did not play organized basketball until the summer before his arrival at Vanderbilt (2007).
- ✪ Played behind All-SEC performer A.J. Ogilvy for his first two seasons after redshirting in 2007-08.
- ✪ Averaged 13.0 points and 6.2 rebounds per game in 2010-11, compared to 3.8 and 3.2, respectively, in 2009-10.
- ✪ Finished Second in the SEC in FG% at 58.8% (151-257) in 2010-11.
- ✪ Had 25 double-digit scoring games, five double doubles, and 15 games with three blocks or more.
- ✪ Had career-high seven blocks against Georgia on 2/16/11 - it was the most by a VU player since Dec. 28, 1987, when Will Perdue had seven against East Carolina
- ✪ Nickname is Fes.
- ✪ Full name is Ifeanyi Festus Ezeli-Ndelue. Ifeanyi means "Nothing is impossible with God".

EZELI GAME-BY-GAME (REDSHIRT SENIOR)

Opponent	M	FG-A	3P-A	FT-A	Reb	PF	A	T	B	S	PTS
N11 Oregon					DNP						
N13 Cleveland State					DNP						
N15 Bucknell					DNP						
N19 N.C. State					DNP						
N21 Oregon State					DNP						
N25 Monmouth					DNP						
N28 Xavier					DNP						
D2 @Louisville					DNP						
D7 @Davidson	21	4-7	0-0	7-10	6	5	0	0	2	0	15
D17 Indiana State	22	2-6	0-0	0-0	4	0	0	4	1	0	4
D19 Longwood					DNP						
D21 Lafayette					DNP						
D29 @Marquette	17	2-4	0-0	4-7	7	3	0	6	0	1	8
J2 Miami (Ohio)	20	1-5	0-0	0-0	7	1	1	0	4	1	2
J7 Auburn	16	1-4	0-0	2-4	8	3	0	1	2	1	4
J10 @South Carolina	18	1-1	0-0	0-0	2	5	1	1	1	0	2
J14 Georgia											
J19 @Alabama											
J21 Mississippi State											
J24 Tennessee											
J28 MTSU											
J31 @Arkansas											
F4 @Florida											
F8 LSU											
F11 Kentucky											
F16 @Ole Miss											
F19 @Georgia											
F22 South Carolina											
F25 @Kentucky											
F28 Florida											
M3 @Tennessee											

Ezeli's Overall Statistics at Vanderbilt

Year	GP	GS	Min	Avg	FG	FGA	Pct	3FG	3FGA	Pct	FT	FTA	Pct	Off	Def	Tot	Avg	PF	FO	Ast	TO	Blk	Stl	Pts	Avg
2008-09	29	6	360	12.4	41	75	.547	0	0	.000	28	55	.509	28	46	74	2.6	58	1	1	43	22	4	110	3.8
2009-10	32	5	406	12.7	49	90	.544	0	0	.000	22	59	.373	30	72	102	3.2	70	3	3	34	43	6	120	3.8
2010-11	34	34	799	23.5	151	257	.588	0	0	.000	140	216	.648	95	118	213	6.3	104	5	6	60	87	20	442	13.0
2011-12	6	3	114	19.0	11	27	.407	0	0	.000	13	21	.619	12	22	34	5.7	17	2	2	12	10	3	35	5.8
TOTAL	101	48	1679	16.6	252	449	.561	0	0	.000	203	351	.578	165	258	423	4.2	249	11	12	149	162	33	707	7.0

Ezeli's SEC Statistics at Vanderbilt

Year	GP	GS	Min	Avg	FG	FGA	Pct	3pt	3ptA	Pct	FT	FTA	Pct	Off	Def	Tot	Avg	PF	FO	Ast	TO	Blk	Stl	Pts	Avg
2008-09	16	3	194	12.1	20	32	.625	0	0	.000	12	29	.414	15	23	38	2.4	31	1	0	22	7	3	52	3.3
2009-10	16	0	186	11.6	15	29	.517	0	0	.000	11	25	.440	13	32	45	2.8	38	2	1	11	16	4	41	2.6
2010-11	16	16	404	25.3	66	125	.528	0	0	.000	77	109	.706	41	55	96	6.0	46	4	3	34	48	9	209	13.1
2011-12	2	2	34	17.0	2	5	.400	0	0	.000	2	4	.500	3	7	10	5.0	8	1	1	2	3	1	6	3.0
TOTAL	50	21	818	16.4	103	191	.539	0	0	.000	102	167	.611	72	117	189	3.8	123	8	5	69	74	17	308	6.2



KYLE FULLER

11

Sophomore, Guard
6'1" 180 lbs.
Moreno Valley, Calif.
Rancho Verde HS

SEASON HIGHS

Points: 5, vs. Longwood (12/19/11)
FG Made: 2, vs. Lafayette (12/21/11)
FG Atts: 5, vs. Longwood (12/19/11)
3FG Made:
3FG Atts: 2, 3x, last vs. Longwood (12/19/11)
FT Made: 3, vs. Longwood (12/19/11)
FT Atts: 5, vs. Longwood (12/19/11)
Rebounds: 4, vs. Lafayette (12/21/11)
Assists: 4, 2x, last vs. Lafayette (12/21/11)
Turnovers: 3, vs. Cleveland State (11/13/11)
Blocks:
Steals: 2, 2x, last vs. Longwood (12/19/11)
Minutes: 17, 2x, last vs. Bucknell (11/15/11)

CAREER HIGHS

Points: 6, 2x, last vs. Davidson (1/2/11);
FG Made: 3, 2x, last vs. Davidson (1/2/11);
FG Atts: 6, vs. Presbyterian (11/12/10);
3FG Made: 1, 3x, last vs. Miss. St. (3/11/11);
3FG Atts: 3 vs. Western Kentucky (12/1/10);
FT Made: 3, vs. Longwood (12/19/11)
FT Atts: 5, 2x, last vs. Longwood (12/19/11);
Rebounds: 4, 2x, last vs. Lafayette (12/21/11);
Assists: 5 vs. Davidson (1/2/11);
Turnovers: 3, 5x, last vs. Cleveland St (11/13/11);
Blocks: 1, vs. Presbyterian (11/12/10);
Steals: 2, 3x, last vs. Longwood (12/19/11);
Minutes: 29, vs. LSU (3/10/11).

MISCELLANEOUS

	2011-12	Career
5+ Assists	-	1

FULLER NOTEBOOK

- ☛ Point guard who backs up Brad Tinsley at the point guard position.
- ☛ One of two players who currently calls California home (Festus Ezeli).
- ☛ Dished out season-high four assists vs. Monmouth.
- ☛ Played in all 34 games last season, and averaged 1.9 points and 1.6 assists per game in 15 minutes of action.
- ☛ Averaged 27.6 points, eight assists, six rebounds, and four steals per game as a point guard at Rancho Verde High School.
- ☛ Winningest player in Rancho Verde history, was a four-year captain, and a three-year starter.
- ☛ Nickname is Lil' Zoomey.

FULLER GAME-BY-GAME (SOPHOMORE)

Opponent	M	FG-A	3P-A	FT-A	Reb	PF	A	T	B	S	PTS
N11 Oregon	13	0-2	0-2	0-0	1	1	2	1	0	0	0
N13 Cleveland State	17	1-2	0-0	1-1	0	1	0	3	0	0	3
N15 Bucknell	17	0-2	0-2	0-0	1	2	1	0	0	0	0
N19 N.C. State	10	0-2	0-1	0-0	1	0	1	1	0	1	0
N21 Oregon State	3	0-0	0-0	0-0	1	0	0	0	0	0	1
N25 Monmouth	14	1-1	0-0	0-0	1	1	4	0	0	2	2
N28 Xavier	6	0-0	0-0	0-0	0	2	0	1	0	0	0
D2 @Louisville											DNP
D7 @Davidson											DNP
D17 Indiana State											DNP
D19 Longwood	9	1-5	0-2	3-5	2	0	1	0	0	2	5
D21 Lafayette	11	2-3	0-0	0-0	4	0	4	1	0	0	4
D29 @Marquette	1	0-0	0-0	0-0	1	0	0	0	0	0	0
J2 Miami (Ohio)											DNP
J7 Auburn	5	1-3	0-1	0-0	0	0	1	0	0	0	2
J10 @South Carolina	3	0-1	0-0	0-0	1	0	0	2	0	0	0
J14 Georgia											
J19 @Alabama											
J21 Mississippi State											
J24 Tennessee											
J28 MTSU											
J31 @Arkansas											
F4 @Florida											
F8 LSU											
F11 Kentucky											
F16 @Ole Miss											
F19 @Georgia											
F22 South Carolina											
F25 @Kentucky											
F28 Florida											
M3 @Tennessee											

Year	GP	GS	Min	Avg	FG	FGA	Pct	3pt	3ptA	Pct	FT	FTA	Pct	Off	Def	Tot	Avg	PF	FO	Ast	TO	Blk	Stl	Pts	Avg
2010-11	34	0	499	14.7	24	78	.308	7	29	.241	8	16	.500	8	38	46	1.4	44	0	55	34	1	13	63	1.9
2011-12	12	1	109	9.1	6	21	.286	0	8	.000	4	6	.667	2	12	14	1.2	7	0	14	9	0	5	16	1.3
TOTAL	46	1	608	13.2	30	99	.303	7	37	.189	12	22	.545	10	50	60	1.3	51	0	69	43	1	18	79	1.7

Year	GP	GS	Min	Avg	FG	FGA	Pct	3pt	3ptA	Pct	FT	FTA	Pct	Off	Def	Tot	Avg	PF	FO	Ast	TO	Blk	Stl	Pts	Avg
2010-11	16	0	218	13.6	7	28	.250	4	8	.500	5	10	.500	4	18	22	1.4	18	0	21	11	0	5	23	1.4
2011-12	2	0	8	4.0	1	4	.250	0	1	.000	0	0	.000	0	1	1	0.5	0	0	1	2	0	0	2	1.0
TOTAL	18	0	226	12.6	8	32	.250	4	9	.444	5	10	.500	4	19	23	1.3	18	0	22	13	0	5	25	1.4



LANCE GOULBOURNE

5

Senior, Forward
6' 8" 225 lbs.
Brooklyn, N.Y.
The Hun School (N.J.)

SEASON HIGHS

Points: 18, vs. Xavier (11/28/11)
FG Made: 8, vs. Xavier (11/28/11)
FG Atts: 17, vs. Xavier (11/28/11)
3FG Made: 1, vs. Oregon State (11/21/11)
3FG Atts: 2, vs. Oregon State (11/21/11)
FT Made: 7, 2x, last vs. Louisville (12/02/11)
FT Atts: 12, vs. Louisville (12/02/11)
Rebounds: 16, vs. Marquette (12/29/11)
Assists: 1, 3x, last vs. Monmouth (11/25/11)
Turnovers: 6, vs. Oregon State (11/21/11)
Blocks: 3, vs. Miami (Ohio) (1/2/12)
Steals: 3, 5x, last vs. Auburn (1/7/12)
Minutes: 41, vs. Louisville (12/02/11)

CAREER HIGHS

Points: 18, 2x, last vs. Xavier (11/28/11);
FG Made: 8, vs. Xavier (11/28/11);
FG Atts: 17, vs. Xavier (11/28/11);
3FG Made: 3, 2x, last vs. Kentucky (2/17/09);
3FG Atts: 5, vs. Kentucky (2/17/09);
FT Made: 8 vs. Belmont (12/4/10);
FT Atts: 12, vs. Louisville (12/02/11)
Rebounds: 17, at LSU (2/26/11);
Assists: 5, 2x, last vs. Ole Miss (1/19/11);
Turnovers: 5, vs. St. Mary's (1/22/11);
Blocks: 3, 2x, last vs. Miami (Ohio) (1/2/12);
Steals: 3, 5x, last vs. Auburn (1/7/12)
Minutes: 41, vs. Louisville (12/02/11)

MISCELLANEOUS

	2011-12	Career
Double-Digit Rebs.	4	13
Double-Doubles	2	5
3+ 3-pt FG's	-	2

GOULBOURNE NOTEBOOK

- ✪ Very skilled wing player with great athletic ability and explosiveness, led team in rebounding in 2010-11 (7.3), and leads team this season (7.6).
- ✪ Grabbed double-digit rebounds (10) at South Carolina (1/10).
- ✪ Added 15 points in win over Lafayette (12/21).
- ✪ Played a career-high 41 minutes against Louisville (12/2/11) - scored 11 points and had eight rebounds.
- ✪ Grabbed season-high 10 rebounds vs. Monmouth (11/25/11), first double-digit rebound game of the season.
- ✪ Scored season-high 15 points vs. N.C. State (11/19/11)
- ✪ Emerged as one of the SEC's top rebounders in 2010-11.
- ✪ Played in 32 games and started 21 at the four position in 2010-11.
- ✪ Averaged 6.9 points and a team-leading 7.3 rebounds per game in 2010-11.
- ✪ Finished in the top ten in the SEC in rebounding in SEC (Tied-7th, 7.3) and defensive rebounds (5th, 5.4).
- ✪ Had double-digit rebounds in nine games in 2010-11.
- ✪ Came off the bench to grab 17 boards at LSU (2/26). The 17 rebounds set a new single-game record in the Stallings' era.
- ✪ Posted three double-doubles on the season.
- ✪ Won SEC Player of the Week for his performances against Ole Miss (14 pts, 16 rebs) and Saint Mary's (15 pts, 10 rebs).
- ✪ Made first career start vs. Missouri (12/8) - scored 11 points and had 7 rebounds.
- ✪ Was a consensus Top 100 recruit in 2008.
- ✪ Also was a standout tennis player in high school, with a serve that topped out at 130 mph.

GOULBOURNE GAME-BY-GAME (SENIOR)

Opponent	M	FG-A	3P-A	FT-A	Reb	PF	A	T	B	S	PTS
N11 Oregon	27	2-3	0-0	1-2	4	3	0	2	2	3	5
N13 Cleveland State	34	3-9	0-1	5-9	8	3	1	2	1	3	11
N15 Bucknell	21	5-6	0-0	2-4	9	0	0	3	1	0	12
N19 N.C. State	29	4-5	0-0	7-9	5	3	1	0	0	1	15
N21 Oregon State	31	4-9	1-2	0-0	9	3	2	6	0	2	9
N25 Monmouth	27	3-7	0-1	1-1	10	3	1	2	0	2	7
N28 Xavier	39	8-17	1-4	1-2	7	2	1	2	2	1	18
D2 @Louisville	41	2-4	0-1	7-12	8	3	0	1	1	1	11
D7 @Davidson	23	1-7	0-1	1-2	7	4	1	2	0	0	3
D17 Indiana State	23	1-3	0-1	2-3	6	3	0	2	0	0	4
D19 Longwood	29	7-10	1-2	0-0	10	1	2	0	2	1	15
D21 Lafayette	24	6-8	2-3	1-2	4	3	0	4	0	3	15
D29 @Marquette	36	4-5	1-2	4-6	16	2	2	1	3	3	13
J2 Miami (Ohio)	27	2-7	1-2	4-4	4	1	2	2	3	2	9
J7 Auburn	29	1-3	1-3	0-2	5	2	1	0	2	3	3
J10 @South Carolina	21	2-6	0-1	4-4	10	3	0	2	1	1	8
J14 Georgia											
J19 @Alabama											
J21 Mississippi State											
J24 Tennessee											
J28 MTSU											
J31 @Arkansas											
F4 @Florida											
F8 LSU											
F11 Kentucky											
F16 @Ole Miss											
F19 @Georgia											
F22 South Carolina											
F25 @Kentucky											
F28 Florida											
M3 @Tennessee											

Goulbourne's Overall Statistics at Vanderbilt

Year	GP	GS	Min	Avg	FG	FGA	Pct	3FG	3FGA	Pct	FT	FTA	Pct	Off	Def	Tot	Avg	PF	FO	Ast	TO	Blk	Stl	Pts	Avg
2008-09	23	0	325	14.1	42	89	.472	11	31	.355	22	31	.710	21	54	75	3.3	25	0	7	25	12	10	117	5.1
2009-10	31	0	398	12.8	29	74	.392	10	36	.278	34	50	.680	17	47	64	2.1	46	0	16	29	17	5	102	3.3
2010-11	32	21	799	25.0	68	161	.422	16	58	.276	68	96	.708	61	174	235	7.3	61	0	43	48	16	18	220	6.9
2011-12	16	15	461	28.8	55	109	.505	8	24	.333	40	62	.645	33	89	122	7.6	39	0	14	31	18	26	158	9.9
TOTAL	102	36	1983	19.4	194	433	.448	45	149	.302	164	239	.686	132	364	496	4.9	171	0	80	133	63	59	597	5.9

Goulbourne's SEC Statistics at Vanderbilt

Year	GP	GS	Min	Avg	FG	FGA	Pct	3pt	3ptA	Pct	FT	FTA	Pct	Off	Def	Tot	Avg	PF	FO	Ast	TO	Blk	Stl	Pts	Avg
2008-09	16	0	221	13.8	27	60	.450	8	23	.348	11	18	.611	13	27	40	2.5	23	0	6	17	8	6	73	4.6
2009-10	14	0	192	13.7	16	45	.356	6	24	.250	15	21	.714	10	16	26	1.9	23	0	4	9	8	2	53	3.8
2010-11	16	13	396	24.8	27	69	.391	7	27	.259	20	34	.588	28	88	116	7.3	31	0	21	19	4	5	81	5.1
2011-12	2	2	50	25.0	3	9	.333	1	4	.250	4	6	.667	5	10	15	7.5	5	0	1	2	3	4	11	5.5
TOTAL	48	15	859	17.9	73	183	.399	22	78	.282	50	79	.633	56	141	197	4.1	82	0	32	47	23	17	218	4.5



JOSH HENDERSON

40 | RS Freshman, Center
6'11" 220 lbs.
Roanoke, Va.
Cave Spring HS

SEASON HIGHS

Points: 10, vs. Monmouth (11/25/11)
FG Made: 4, vs. Monmouth (11/25/11)
FG Atts: 4, vs. Monmouth (11/25/11)
3FG Made:
3FG Atts:
FT Made: 2, 2x, last vs. Monmouth (11/25/11)
FT Atts: 4, vs. Oregon (11/11/11)
Rebounds: 5, vs. Monmouth (11/25/11)
Assists: 4, vs. Bucknell (11/15/11)
Turnovers: 2, vs. Monmouth (11/25/11)
Blocks:
Steals: 1, vs. Cleveland State (11/13/11)
Minutes: 18, vs. Xavier (11/28/11)

CAREER HIGHS

Points: 10, vs. Monmouth (11/25/11)
FG Made: 4, vs. Monmouth (11/25/11)
FG Atts: 4, vs. Monmouth (11/25/11)
3FG Made:
3FG Atts:
FT Made: 2, 2x, last vs. Monmouth (11/25/11)
FT Atts: 4, vs. Oregon (11/11/11)
Rebounds: 5, vs. Monmouth (11/25/11)
Assists: 4, vs. Bucknell (11/15/11)
Turnovers: 2, vs. Monmouth (11/25/11)
Blocks:
Steals: 1, vs. Cleveland State (11/13/11)
Minutes: 18, vs. Xavier (11/28/11)

HENDERSON NOTEBOOK

- ⊛ Had surgery for a stress fracture in his left foot - will be out of action for 8-12 weeks.
- ⊛ Played in first game as a collegian against Oregon - scored four points and had four rebounds in 11 minutes.
- ⊛ Scored a career-high 10 points vs. Monmouth (11/25); was 4-4 from the floor.
- ⊛ Has team-high four assists vs. Bucknell (11/15)
- ⊛ Redshirted in 2010-11.
- ⊛ Expected to see time at the five position, especially early on with the injury to Festus Ezeli.
- ⊛ Signed in the spring of 2010 with the Commodores.
- ⊛ 6'11 center chose Vanderbilt over Virginia, Wake Forest, Davidson, Cincinnati, Maryland, and Penn State.

HENDERSON GAME-BY-GAME (RS-FRESHMAN)

Opponent	M	FG-A	3P-A	FT-A	Reb	PF	A	T	B	S	PTS
N11 Oregon	11	1-3	0-0	2-4	4	2	0	0	0	0	4
N13 Cleveland State	16	0-1	0-0	0-0	4	0	0	0	0	1	4
N15 Bucknell	13	1-3	0-0	0-1	3	3	4	1	0	0	2
N19 N.C. State	4	0-0	0-0	0-0	2	3	0	1	0	0	0
N21 Oregon State	4	1-2	0-0	0-0	1	3	0	1	0	0	2
N25 Monmouth	14	4-4	0-0	2-2	5	1	0	2	0	0	10
N28 Xavier	18	1-4	0-0	1-2	2	2	1	0	0	0	3
D2 @Louisville											DNP
D7 @Davidson											DNP
D17 Indiana State											DNP
D19 Longwood											DNP
D21 Lafayette											DNP
D29 @Marquette											DNP
J2 Miami (Ohio)											DNP
J7 Auburn											DNP
J10 @South Carolina											DNP
J14 Georgia											
J19 @Alabama											
J21 Mississippi State											
J24 Tennessee											
J28 MTSU											
J31 @Arkansas											
F4 @Florida											
F8 LSU											
F11 Kentucky											
F16 @Ole Miss											
F19 @Georgia											
F22 South Carolina											
F25 @Kentucky											
F28 Florida											
M3 @Tennessee											

Henderson's Overall Statistics at Vanderbilt

Year	GP	GS	Min	Avg	FG	FGA	Pct	3FG	3FGA	Pct	FT	FTA	Pct	Off	Def	Tot	Avg	PF	FO	Ast	TO	Blk	Stl	Pts	Avg
2011-12	7	0	67	9.6	8	17	.471	0	0	.000	5	9	.556	12	9	21	3.0	14	0	5	5	0	1	21	3.0
TOTAL	7	0	67	9.6	8	17	.471	0	0	.000	5	9	.556	12	9	21	3.0	14	0	5	5	0	1	21	3.0



JOHN JENKINS

23

Junior, Guard
6'4" 215 lbs.
Hendersonville, Tenn.
Station Camp HS

SEASON HIGHS

- Points:** 28, vs. NC State (11/19/11)
- FG Made:** 10, vs. NC State (11/19/11)
- FG Atts:** 19, vs. Oregon (11/11/11)
- 3FG Made:** 7, 2x, last vs. Lafayette (12/21/11)
- 3FG Atts:** 16, vs. Oregon (11/11/11)
- FT Made:** 4, vs. N.C. State (11/19/11)
- FT Atts:** 6, vs. N.C. State (11/19/11)
- Rebounds:** 7, vs. Xavier (11/28/11)
- Assists:** 4, vs. Lafayette (12/21/11)
- Turnovers:** 4, vs. South Carolina (1/10/12)
- Blocks:** 2, vs. Xavier (11/28/11)
- Steals:** 2, 4x, last vs. Longwood (12/19/11)
- Minutes:** 41, 2x, last vs. Louisville (12/02/11)

CAREER HIGHS

- Points:** 32, vs. Kentucky (2/12/11);
- FG Made:** 11, vs. Kentucky (2/12/11)
- FG Atts:** 21, vs. Marquette (12/29/10);
- 3FG Made:** 7, 2x, last vs. Lafayette (12/21/11);
- 3FG Atts:** 16; vs. Oregon (11/11/11);
- FT Made:** 10, 3x, last vs. Arkansas (1/29/11);
- FT Atts:** 12, vs. North Carolina (11/21/10);
- Rebounds:** 7, vs. Xavier (11/28/11);
- Assists:** 4, vs. Lafayette (12/21/11);
- Turnovers:** 5, vs. Tennessee (2/22/11);
- Blocks:** 2, 4x, last vs. Xavier (11/28/11)
- Steals:** 2, 6x, last vs. Xavier (11/28/11);
- Minutes:** 41, 4x, last vs. Louisville (12/02/11)

MISCELLANEOUS

	2011-12	Career
Double-Figure Pts	15	64
20+ Pt games	8	29
3+ 3-Pt FG's	11	42
Starts	15	54

JENKINS NOTEBOOK

- ⊛ Averages 19.9 points per game and leads the SEC in scoring and three's per game (4.0).
- ⊛ Tallied 26 points vs. Miami (Ohio) (1/2), a game high.
- ⊛ Tied a career-high in threes made with seven in win over Lafayette (12/21).
- ⊛ Has made a three in 37 straight games and has scored in double figures in 45 consecutive contests.
- ⊛ Named MVP of Legends Classic (21.0 pts in 2 games).
- ⊛ Tallied season-best 28 points vs. N.C. State (11/19/11) - was 10-16 from the floor, 4-9 from three.
- ⊛ Jenkins became the 42nd Commodore to break 1000 career points with 17 points against Cleveland St. on 11/13/11.
- ⊛ Broke his career record for three pointers made with seven vs. Oregon. His previous career high was six, which he accomplished four times, most recently vs. Kentucky on Jan. 12, 2011. Also had a career-best 16 3-point attempts.
- ⊛ Now scored 20 points or more in 28 games in his career.
- ⊛ Named to preseason All-SEC team by the league media and coaches. Also on numerous preseason All-American teams.
- ⊛ Named as an All-SEC first-team selection by the league's coaches and media in 2010-11 as a sophomore after leading the league in scoring.
- ⊛ One of the nation's top shooters from three; leads SEC and country with 4.1 threes made per game.
- ⊛ Played for Team USA this summer in Shenzhen, China, in the World University Games - led the team in scoring with 13.5 ppg in eight games.
- ⊛ Became Vanderbilt's all-time leading sophomore scorer with 624 points and a 19.5 ppg average.
- ⊛ Played in 32 games and averaged 19.5 points and 3.0 rebounds per game...Led the league in scoring in all games (19.5) and in 3-point field goals made per game (3.1) and finished second in free throw percentage (.894).
- ⊛ Also led the SEC in scoring in league games only (20.8) and threes made (3.1) in SEC games only; finished second in free-throw percentage (.908).
- ⊛ Made 100 three pointers as a sophomore, which is the fourth-best single season total in Vanderbilt history.
- ⊛ His 89.4% free throw percentage (sophomore) was the third-best single-season total in Commodore history.
- ⊛ Tallied double figures in every game played in 2010-11.
- ⊛ Made at least 5 threes in eight games; led the SEC in 20-point games...Scored 20 or more in 10 of 16 league games in 2010-11.
- ⊛ Named to the SEC All-Freshman team and was named the Sixth Man of the Year by the league's coaches in 2009-10...Averaged 11.0 points per game, and shot 48.3% (72-149) from three in his freshman season.
- ⊛ From nearby Hendersonville, Tenn., and Station Camp High School, where he led the nation in scoring with 42.0 points per game as a senior.

JENKINS GAME-BY-GAME (JUNIOR)

Opponent	M	FG-A	3P-A	FT-A	Reb	PF	A	T	B	S	PTS
N11 Oregon	32	8-19	7-16	1-2	4	1	2	1	0	2	24
N13 Cleveland State	33	5-14	2-8	5-7	1	1	0	3	0	1	17
N15 Bucknell				DNP							
N19 N.C. State	33	10-16	4-9	4-6	2	1	0	2	1	2	28
N21 Oregon State	38	5-13	4-7	0-0	3	0	0	3	0	0	14
N25 Monmouth	27	6-12	3-7	3-4	3	0	1	0	0	1	27
N28 Xavier	41	8-18	4-9	0-0	7	3	0	3	2	2	20
D2 @Louisville	41	9-15	5-11	4-4	2	2	1	2	0	0	27
D7 @Davidson	33	7-14	2-5	6-7	3	4	2	1	1	0	22
D17 Indiana State	30	3-10	1-6	4-5	4	4	0	2	0	0	11
D19 Longwood	29	6-14	3-9	4-5	0	3	2	0	0	2	19
D21 Lafayette	27	9-12	7-9	2-2	1	2	4	2	0	1	27
D29 @Marquette	34	5-12	4-8	0-0	3	2	1	1	0	0	14
J2 Miami (Ohio)	35	9-15	5-10	3-3	1	1	0	1	1	1	26
J7 Auburn	30	6-9	5-8	0-0	4	0	1	2	0	0	17
J10 @South Carolina	30	5-10	4-8	0-0	3	0	3	4	0	1	14
J14 Georgia											
J19 @Alabama											
J21 Mississippi State											
J24 Tennessee											
J28 MTSU											
J31 @Arkansas											
F4 @Florida											
F8 LSU											
F11 Kentucky											
F16 @Ole Miss											
F19 @Georgia											
F22 South Carolina											
F25 @Kentucky											
F28 Florida											
M3 @Tennessee											

Jenkins' Overall Statistics at Vanderbilt

Year	GP	GS	Min	Avg	FG	FGA	Pct	3FG	3FGA	Pct	FT	FTA	Pct	Off	Def	Tot	Avg	PF	FO	Ast	TO	Blk	Stl	Pts	Avg
2009-10	31	7	716	23.1	110	234	.470	72	149	.483	48	60	.800	8	61	69	2.2	36	0	30	23	5	14	340	11.0
2010-11	32	32	1105	34.5	190	411	.462	100	245	.408	144	161	.894	17	78	95	3.0	44	0	39	52	10	24	624	19.5
2011-12	15	15	493	32.9	101	203	.498	60	130	.462	36	45	.800	9	32	41	2.7	24	0	17	27	5	13	298	19.9
TOTAL	78	54	2314	29.7	401	848	.473	232	524	.443	228	266	.857	34	171	205	2.6	104	0	86	102	20	51	1262	16.2

Jenkins' SEC Statistics at Vanderbilt

Year	GP	GS	Min	Avg	FG	FGA	Pct	3pt	3ptA	Pct	FT	FTA	Pct	Off	Def	Tot	Avg	PF	FO	Ast	TO	Blk	Stl	Pts	Avg
2009-10	14	3	332	23.7	47	103	.456	30	66	.455	19	25	.760	1	25	26	1.9	12	0	9	7	5	9	143	10.2
2010-11	16	16	578	36.1	102	201	.507	49	115	.426	79	87	.908	9	45	54	3.4	24	0	25	32	4	14	332	20.8
2011-12	2	2	60	30.0	11	19	.579	9	16	.563	0	0	.000	2	5	7	3.5	0	0	4	6	0	1	31	15.5
TOTAL	32	21	970	30.3	160	323	.495	88	197	.447	98	112	.875	12	75	87	2.7	36	0	38	45	9	24	506	15.8



KEDREN JOHNSON

2

Freshman, Guard
6'4" 215 lbs.
Lewisburg, Tenn.
Marshall County HS

SEASON HIGHS

Points: 12, vs. Bucknell (11/15/11)
FG Made: 5, vs. Bucknell (11/15/11)
FG Atts: 7, vs. Bucknell (11/15/11)
3FG Made: 2, 3x, last vs. Lafayette (12/21/11)
3FG Atts: 5, vs. Lafayette (12/21/11)
FT Made: 2, 3x, last vs Davidson (12/7/11)
FT Atts: 2, 4x, last vs. Indiana State (12/17/11)
Rebounds: 2, 3x, last vs. vs. Xavier (11/28/11)
Assists: 3, 3x, last vs Davidson (12/7/11)
Turnovers: 3, vs. Louisville (12/02/11)
Blocks: 1, 3x, last vs. Auburn (1/7/12)
Steals: 2, 2x, last vs. Miami (Ohio) (1/2/12)
Minutes: 24, vs. Bucknell (11/15/11)

CAREER HIGHS

Points: 12, vs. Bucknell (11/15/11)
FG Made: 5, vs. Bucknell (11/15/11)
FG Atts: 7, vs. Bucknell (11/15/11)
3FG Made: 2, 3x, last vs. Lafayette (12/21/11)
3FG Atts: 5, vs. Lafayette (12/21/11)
FT Made: 2, 2x, last vs. Xavier (11/28/11)
FT Atts: 2, 4x, last vs. Indiana State (12/17/11)
Rebounds: 2, 3x, last vs. Xavier (11/28/11)
Assists: 3, 3x, last vs Davidson (12/7/11)
Turnovers: 3, vs. Louisville (12/02/11)
Blocks: 1, 3x, last vs. Auburn (1/7/12)
Steals: 2, 2x, last vs. Miami (Ohio) (1/2/12)
Minutes: 24, vs. Bucknell (11/15/11)

JOHNSON NOTEBOOK

- ☛ Played in first collegiate game vs. Oregon - scored four points and had three assists in 17 minutes.
- ☛ Had career-high 12 points vs. Bucknell (11/15).
- ☛ Freshman point guard who starred at nearby Marshall County High School, where he was named Mr. Basketball for the state of Tennessee for Class 2A and was the Tennessean Player of the Year for two years.
- ☛ Averaged 27.3 points, 10.0 rebounds, 8.0 assists, 3.6 steals and 1.5 blocks in his senior season at Marshall County, where he departed as the school's all-time scoring and assist leader.
- ☛ Nickname is Kee.
- ☛ Chose the Commodores over Florida, Louisville, Memphis, and Alabama.

JOHNSON GAME-BY-GAME (FRESHMAN)

Opponent	M	FG-A	3P-A	FT-A	Reb	PF	A	T	B	S	PTS
N11 Oregon	17	1-6	0-2	2-2	0	3	3	0	0	0	4
N13 Cleveland State	10	1-1	0-0	1-1	0	3	0	1	0	0	0
N15 Bucknell	24	5-7	2-3	0-0	3	0	2	1	0	0	12
N19 N.C. State	15	0-3	0-2	0-0	2	3	2	2	0	2	0
N21 Oregon State	9	1-3	0-1	0-0	0	1	2	1	0	0	2
N25 Monmouth	16	2-4	2-3	0-0	2	1	1	2	1	0	6
N28 Xavier	9	0-2	0-1	2-2	2	1	3	1	0	1	2
D2 @Louisville	8	0-0	0-0	0-0	1	0	0	3	0	0	0
D7 @Davidson	15	1-2	1-1	2-2	2	0	3	2	0	1	5
D17 Indiana State	8	0-2	0-1	1-2	1	0	1	2	0	0	1
D19 Longwood	10	2-5	1-3	1-1	0	0	2	2	0	1	6
D21 Lafayette	14	2-6	2-5	0-0	2	0	1	0	0	1	6
D29 @Marquette	12	0-2	0-1	0-0	2	2	4	1	0	1	0
J2 Miami (Ohio)	20	2-3	0-0	0-1	1	1	2	2	1	2	4
J7 Auburn	12	0-2	0-2	0-0	0	2	2	1	1	1	0
J10 @South Carolina	11	0-3	0-1	0-0	2	0	0	0	0	0	0
J14 Georgia											
J19 @Alabama											
J21 Mississippi State											
J24 Tennessee											
J28 MTSU											
J31 @Arkansas											
F4 @Florida											
F8 LSU											
F11 Kentucky											
F16 @Ole Miss											
F19 @Georgia											
F22 South Carolina											
F25 @Kentucky											
F28 Florida											
M3 @Tennessee											

Johnson's Overall Statistics at Vanderbilt

Year	GP	GS	Min	Avg	FG	FGA	Pct	3FG	3FGA	Pct	FT	FTA	Pct	Off	Def	Tot	Avg	PF	FO	Ast	TO	Blk	Stl	Pts	Avg
2011-12	16	0	210	13.1	17	51	.333	8	26	.308	9	11	.818	1	19	20	1.3	14	0	28	21	3	10	51	3.2
TOTAL	16	0	210	13.1	17	51	.333	8	26	.308	9	11	.818	1	19	20	1.3	14	0	28	21	3	10	51	3.2

Johnson's SEC Statistics at Vanderbilt

Year	GP	GS	Min	Avg	FG	FGA	Pct	3FG	3FGA	Pct	FT	FTA	Pct	Off	Def	Tot	Avg	PF	FO	Ast	TO	Blk	Stl	Pts	Avg
2011-12	2	0	23	11.5	0	5	.000	0	3	.000	0	0	.000	0	2	2	1.0	2	0	2	1	1	1	0	0.0
TOTAL	2	0	23	11.5	0	5	.000	0	3	.000	0	0	.000	0	2	2	1.0	2	0	2	1	1	1	0	0.0



SHELBY MOATS

34 Freshman, Forward
6'8" 225 lbs.
Waconia, Minn.
Waconia HS

SEASON HIGHS

Points: 5, vs. Lafayette (12/21/11)
FG Made: 2, vs. Lafayette (12/21/11)
FG Atts: 3, 2x, last vs. Lafayette (12/21/11)
3FG Made: 1, 2x, last vs. Lafayette (12/21/11)
3FG Atts: 3, vs. Monmouth (11/25/11)
FT Made:
FT Atts: 1, vs. Lafayette (12/21/11)
Rebounds: 6, vs. Monmouth (11/25/11)
Assists: 2, vs. Bucknell (11/15/11)
Turnovers: 4, vs. Monmouth (11/25/11)
Blocks:
Steals: 1, vs. Monmouth (11/25/11)
Minutes: 13, vs. Monmouth (11/25/11)

CAREER HIGHS

Points: 5, vs. Lafayette (12/21/11)
FG Made: 2, vs. Lafayette (12/21/11)
FG Atts: 3, 2x, last vs. Lafayette (12/21/11)
3FG Made: 1, 2x, last vs. Lafayette (12/21/11)
3FG Atts: 3, vs. Monmouth (11/25/11)
FT Made:
FT Atts: 1, vs. Lafayette (12/21/11)
Rebounds: 6, vs. Monmouth (11/25/11)
Assists: 2, vs. Bucknell (11/15/11)
Turnovers: 4, vs. Monmouth (11/25/11)
Blocks:
Steals: 1, vs. Monmouth (11/25/11)
Minutes: 13, vs. Monmouth (11/25/11)

MOATS NOTEBOOK

- ☛ Saw his first collegiate minutes against Bucknell on 11/15/11.
- ☛ Made first career 3-pointer vs Monmouth (11/25); also added career-high six boards vs. Monmouth.
- ☛ Powerfully-built power forward who has excellent shooting touch from beyond-the-arc.
- ☛ Was the valedictorian of his Waconia High School senior class in 2011.
- ☛ Four-year varsity letterwinner in basketball, two-year captain, and a two-year letterman in football at Waconia
- ☛ Averaged 22 points and 12 rebounds in his senior year at Waconia and ended his career with 1,772 points and 985 rebounds.
- ☛ Plans on majoring in Economics at Vanderbilt.
- ☛ Chose the Commodores over Washington State and Northwestern.

MOATS GAME-BY-GAME (FRESHMAN)

Opponent	M	FG-A	3P-A	FT-A	Reb	PF	A	T	B	S	PTS
N11 Oregon					DNP						
N13 Cleveland State					DNP						
N15 Bucknell	9	0-2	0-1	0-0	1	1	2	0	0	0	0
N19 N.C. State					DNP						
N21 Oregon State	3	0-1	0-1	0-0	0	1	1	0	0	0	0
N25 Monmouth	13	1-3	1-3	0-0	6	1	0	4	0	1	3
N28 Xavier					DNP						
D2 @Louisville					DNP						
D7 @Davidson	2	0-0	0-0	0-0	0	1	1	0	0	0	0
D17 Indiana State					DNP						
D19 Longwood	5	0-1	0-1	0-0	0	0	1	0	0	0	0
D21 Lafayette	12	2-3	1-2	0-1	3	2	0	0	0	0	5
D29 @Marquette	1	0-0	0-0	0-0	0	1	0	0	0	0	0
J2 Miami (Ohio)					DNP						
J7 Auburn					DNP						
J10 @South Carolina	3	0-0	0-0	0-0	0	0	0	0	0	0	0
J14 Georgia											
J19 @Alabama											
J21 Mississippi State											
J24 Tennessee											
J28 MTSU											
J31 @Arkansas											
F4 @Florida											
F8 LSU											
F11 Kentucky											
F16 @Ole Miss											
F19 @Georgia											
F22 South Carolina											
F25 @Kentucky											
F28 Florida											
M3 @Tennessee											

Moats' Overall Statistics at Vanderbilt

Year	GP	GS	Min	Avg	FG	FGA	Pct	3FG	3FGA	Pct	FT	FTA	Pct	Off	Def	Tot	Avg	PF	FO	Ast	TO	Blk	Stl	Pts	Avg
2011-12	8	0	49	6.1	3	10	.300	2	8	.250	0	1	.000	3	7	10	1.3	7	0	5	4	0	1	8	1.0
TOTAL	8	0	49	6.1	3	10	.300	2	8	.250	0	1	.000	3	7	10	1.3	7	0	5	4	0	1	8	1.0

Moats' SEC Statistics at Vanderbilt

Year	GP	GS	Min	Avg	FG	FGA	Pct	3FG	3FGA	Pct	FT	FTA	Pct	Off	Def	Tot	Avg	PF	FO	Ast	TO	Blk	Stl	Pts	Avg
2011-12	1	0	3	3.0	0	0	.000	0	0	.000	0	0	.000	0	0	0	0.0	0	0	0	0	0	0	0	0.0
TOTAL	1	0	3	3.0	0	0	.000	0	0	.000	0	0	.000	0	0	0	0.0	0	0	0	0	0	0	0	0.0



AARON NOLL

14 Senior, Forward
6'7" 220 lbs.
Fort Mitchell, Ky..
Covington Catholic HS

SEASON HIGHS

Points:
FG Made:
FG Atts: 1, vs. Longwood (12/19/11)
3FG Made:
3FG Atts:
FT Made:
FT Atts:
Rebounds: 1, vs. Longwood (12/19/11)
Assists:
Turnovers:
Blocks:
Steals:
Minutes: 1, 2x, last vs. Longwood (12/19/11)

CAREER HIGHS

Points: 2, 3x, last at Arkansas (2/27/10);
FG Made: 1, vs. St. Francis (12/31/08);
FG Atts: 1, vs. St. Francis (12/31/08);
3FG Made: 0;
3FG Atts: 0;
FT Made: 2, 2x, last at Arkansas (2/27/10);
FT Atts: 2, 2x, last at Arkansas (2/27/10);
Rebounds: 2, vs. Mercer (12/21/09);
Assists: 0;
Turnovers: 0;
Blocks: 0;
Steals: 0;
Minutes: 3, vs. Manhattan (12/30/09).

NOLL NOTEBOOK

- ☛ Made the team as a walk on during tryouts in October of 2008, and has been named to the SEC Academic Honor Roll for the last two seasons (2010, 2011).
- ☛ Had two rebounds in three minutes vs. Grambling (11/24)...Suffered a broken right foot in December, and did not play the rest of the season.
- ☛ A pre-med student, Noll will attend Med School next season.
- ☛ Advice to youngsters: "Never let anyone tell you that you can't do something if you put your mind to it."

NOLL GAME-BY-GAME (SENIOR)

Opponent	M	FG-A	3P-A	FT-A	Reb	PF	A	T	B	S	PTS
N11 Oregon					DNP						
N13 Cleveland State					DNP						
N15 Bucknell					DNP						
N19 N.C. State					DNP						
N21 Oregon State					DNP						
N25 Monmouth	1	0-0	0-0	0-0	0	0	0	0	0	0	0
N28 Xavier					DNP						
D2 @Louisville					DNP						
D7 @Davidson					DNP						
D17 Indiana State					DNP						
D19 Longwood	1	0-1	0-0	0-0	1	0	0	0	0	0	0
D21 Lafayette					DNP						
D29 @Marquette					DNP						
J2 Miami (Ohio)					DNP						
J7 Auburn					DNP						
J10 @South Carolina					DNP						
J14 Georgia											
J19 @Alabama											
J21 Mississippi State											
J24 Tennessee											
J28 MTSU											
J31 @Arkansas											
F4 @Florida											
F8 LSU											
F11 Kentucky											
F16 @Ole Miss											
F19 @Georgia											
F22 South Carolina											
F25 @Kentucky											
F28 Florida											
M3 @Tennessee											

Noll's Overall Statistics at Vanderbilt

Year	GP	GS	Min	Avg	FG	FGA	Pct	3FG	3FGA	Pct	FT	FTA	Pct	Off	Def	Tot	Avg	PF	FO	Ast	TO	Blk	Stl	Pts	Avg
2008-09	3	0	4	1.3	1	1	1.000	0	0	.000	0	1	0.3	0	1	1	0.3	0	0	0	0	0	0	2	0.7
2009-10	8	0	12	1.5	0	0	.000	0	0	.000	4	4	1.000	2	3	5	0.6	2	0	0	0	0	0	4	0.5
2011-12	2	0	2	1.0	0	1	.000	0	0	.000	0	0	.000	1	0	1	0.5	0	0	0	0	0	0	0	0.0
TOTAL	17	0	26	1.5	1	2	.500	0	0	.000	4	5	.800	3	6	9	0.5	2	0	0	0	0	0	6	0.4

Noll's SEC Statistics at Vanderbilt

Year	GP	GS	Min	Avg	FG	FGA	Pct	3pt	3ptA	Pct	FT	FTA	Pct	Off	Def	Tot	Avg	PF	FO	Ast	TO	Blk	Stl	Pts	Avg
2009-10	2	0	2	1.0	0	0	.000	0	0	.000	2	2	1.000	0	1	1	0.5	1	0	0	0	0	0	2	1.0
TOTAL	2	0	2	1.0	0	0	.000	0	0	.000	2	2	1.000	0	1	1	0.5	1	0	0	0	0	0	2	1.0



ROD ODOM

45 Sophomore, Forward
6'9" 220 lbs.
Central Islip, N.Y.
Middlesex School (Mass.)

SEASON HIGHS

Points: 10, vs. Bucknell (11/15/11)
FG Made: 4, vs. Bucknell (11/15/11)
FG Atts: 7, vs. Bucknell (11/15/11)
3FG Made: 2, 2x, last vs. South Carolina (1/10/12)
3FG Atts: 3, vs. Bucknell (11/15/11)
FT Made: 3, 2x, last vs. Auburn (1/7/12)
FT Atts: 6, vs. Oregon (11/11/11)
Rebounds: 8, vs. Oregon (11/11/11)
Assists: 2, vs. Oregon (11/11/11)
Turnovers: 4, vs. Longwood (12/19/11)
Blocks: 1, 4x, last vs Davidson (12/7/11)
Steals: 2, vs Davidson (12/7/11)
Minutes: 25, vs Davidson (12/7/11)

CAREER HIGHS

Points: 12, vs. Arkansas (1/29/11);
FG Made: 5, vs. West Virginia (11/19/10);
FG Atts: 9, vs. West Virginia (11/19/10);
3FG Made: 3, 3x, last vs. S. Carolina (2/5/11);
3FG Atts: 5 vs. Arkansas (1/29/11);
FT Made: 3, 3x, last vs. Auburn (1/7/12);
FT Atts: 6, vs Oregon (11/11/11)
Rebounds: 8, vs. vs. Oregon (11/11/11);
Assists: 2, 3x, last vs. Oregon (11/11/11);
Turnovers: 5 vs. Belmont (12/4/10);
Blocks: 2 at Missouri (12/8/10);
Steals: 4 at Missouri (12/8/10);
Minutes: 27, 2x, last at Georgia (2/16/11).

MISCELLANEOUS

	2011-12	Career
Double-Digit Scoring	1	6
3+ 3-Pt FG's	-	4
Starts	2	10

ODOM NOTEBOOK

- ✪ Recorded a career-high of eight rebounds vs. Oregon (11/11). His previous best was seven vs. Kentucky on February 12, 2011.
- ✪ Scored in double-figures vs. Bucknell with 10 points (11/15)
- ✪ Made first start of his career vs. Monmouth (11/25).
- ✪ Power forward who played in all 34 games as a true freshman...Started eight games.
- ✪ Averaged 3.9 points and 2.6 rebounds per game as a freshman.
- ✪ Scored in double-figures in five games, and tallied a career-high 12 points against Arkansas (1/29).
- ✪ Scored 10 points and had five rebounds off of the bench vs. Florida (3/5).
- ✪ Tallied 11 points at Georgia (2/16), grabbed 5 rebounds, and was 3-of-5 from beyond the arc.
- ✪ Scored five points in collegiate debut vs. Presbyterian; made his first three-point basket on Brad Tinsley's 10th assist.
- ✪ Chose the Commodores over Harvard, West Virginia, Arizona, UConn, Louisville, Boston College, Michigan, and Oklahoma State.

ODOM GAME-BY-GAME (SOPHOMORE)

Opponent	M	FG-A	3P-A	FT-A	Reb	PF	A	T	B	S	PTS
N11 Oregon	21	0-4	0-1	3-6	8	4	2	0	1	0	3
N13 Cleveland State	16	1-2	1-1	0-0	1	3	0	1	0	0	3
N15 Bucknell	16	4-7	2-3	0-1	3	3	0	0	0	0	10
N19 N.C. State	12	1-2	1-2	0-0	1	3	0	1	0	0	3
N21 Oregon State	17	2-3	0-0	0-0	0	1	0	2	1	0	4
N25 Monmouth	17	1-1	1-1	1-2	3	3	0	0	0	1	4
N28 Xavier	12	1-2	0-1	0-0	1	1	0	1	1	0	2
D2 @Louisville	10	1-3	0-1	0-0	2	2	0	0	0	1	2
D7 @Davidson	25	2-5	0-2	0-0	4	4	0	3	1	2	4
D17 Indiana State	16	0-2	0-2	0-0	1	0	0	0	1	0	0
D19 Longwood	19	1-3	1-2	0-0	4	2	1	4	0	1	3
D21 Lafayette	22	2-5	1-3	0-0	3	2	0	0	0	0	5
D29 @Marquette	12	2-4	1-2	0-0	2	4	0	0	0	0	5
J2 Miami (Ohio)	14	0-1	0-1	0-0	1	2	0	0	0	0	0
J7 Auburn	16	1-4	0-1	3-5	6	2	0	2	0	0	5
J10 @South Carolina	19	2-2	2-2	0-0	0	1	1	1	0	0	6
J14 Georgia											
J19 @Alabama											
J21 Mississippi State											
J24 Tennessee											
J28 MTSU											
J31 @Arkansas											
F4 @Florida											
F8 LSU											
F11 Kentucky											
F16 @Ole Miss											
F19 @Georgia											
F22 South Carolina											
F25 @Kentucky											
F28 Florida											
M3 @Tennessee											

Odom's Overall Statistics at Vanderbilt

Year	GP	GS	Min	Avg	FG	FGA	Pct	3FG	3FGA	Pct	FT	FTA	Pct	Off	Def	Tot	Avg	PF	FO	Ast	TO	Blk	Stl	Pts	Avg
2010-11	34	8	533	15.7	47	115	.409	28	75	.373	10	16	.625	35	53	88	2.6	71	1	12	38	4	15	132	3.9
2011-12	16	2	264	16.5	21	50	.420	10	25	.400	7	14	.500	18	22	40	2.5	37	0	4	15	5	5	59	3.7
TOTAL	50	10	797	15.9	68	165	.412	38	100	.380	17	30	.567	53	75	128	2.6	108	1	16	53	9	20	191	3.8

Odom's SEC Statistics at Vanderbilt

Year	GP	GS	Min	Avg	FG	FGA	Pct.	3pt	3ptA	Pct	FT	FTA	Pct	Off	Def	Tot	Avg	PF	FO	Ast	TO	Blk	Stl	Pts	Avg
2010-11	16	4	268	16.8	24	51	.471	13	32	.406	4	6	.667	15	25	40	2.5	37	1	6	20	0	6	65	4.1
2011-12	2	0	35	17.5	3	6	.500	2	3	.667	3	5	.600	1	5	6	3.0	3	0	1	3	0	0	11	5.5
TOTAL	18	4	303	16.8	27	57	.474	15	35	.429	7	11	.636	16	30	46	2.6	40	1	7	23	0	6	76	4.2



DAI-JON PARKER

24 Freshman, Guard
6'3" 190 lbs.
Baton Rouge, La.
Milton HS (Ga.)

SEASON HIGHS

Points: 10, vs. Monmouth (11/25/11)
FG Made: 4, vs. Monmouth (11/25/11)
FG Atts: 10, vs. Bucknell (11/15/11)
3FG Made: 2, 2x, last vs. Auburn (1/7/12)
3FG Atts: 7, vs. Bucknell (11/15/11)
FT Made: 2, vs. Bucknell (11/15/11)
FT Atts: 2, 2x, last, vs. Bucknell (11/15/11)
Rebounds: 2, vs. Bucknell (11/15/11)
Assists: 3, vs. Monmouth (11/25/11)
Turnovers: 2, 2x, last vs. Lafayette (12/21/11)
Blocks: 1, 6x, last vs. Marquette (12/29/11)
Steals: 2, vs. Bucknell (11/15/11)
Minutes: 22, vs. Bucknell (11/15/11)

CAREER HIGHS

Points: 10, vs. Monmouth (11/25/11)
FG Made: 4, vs. Monmouth (11/25/11)
FG Atts: 10, vs. Bucknell (11/15/11)
3FG Made: 2, 2x, last vs. Auburn (1/7/12)
3FG Atts: 7, vs. Bucknell (11/15/11)
FT Made: 2, vs. Bucknell (11/15/11)
FT Atts: 2, 2x, last, vs. Bucknell (11/15/11)
Rebounds: 2, vs. Bucknell (11/15/11)
Assists: 3, vs. Monmouth (11/25/11)
Turnovers: 2, 2x, last vs. Lafayette (12/21/11)
Blocks: 1, 6x, last vs. Marquette (12/29/11)
Steals: 2, vs. Bucknell (11/15/11)
Minutes: 22, vs. Bucknell (11/15/11)

PARKER NOTEBOOK

- ⊛ Played nine minutes in collegiate debut vs. Oregon (11/11).
- ⊛ Tied a career high with two made threes against Auburn (1/7).
- ⊛ Scored career-high 10 points vs. Monmouth (11/25), his first double-digit scoring game.
- ⊛ Athletic shooting guard whose Milton High School team in Alpharetta, Ga., had three other Division I players in the starting five.
- ⊛ Standout three-sport athlete in high school.
- ⊛ Averaged 14 points, six rebounds, five assists, two blocks and two steals in his senior season at Milton.
- ⊛ His 2010 Milton team captured the Class 5A state championship, and the 2011 team won the regional championship.
- ⊛ Milton teammates Shannon Scott (Ohio State), Julian Royal (Georgia Tech), and Jordan Loyd (Furman) all signed to play Division I basketball.
- ⊛ Advice to youngsters: "Get the grades, basketball isn't going anywhere."

PARKER GAME-BY-GAME (FRESHMAN)

Opponent	M	FG-A	3P-A	FT-A	Reb	PF	A	T	B	S	PTS
N11 Oregon	9	0-3	0-2	0-2	1	0	0	1	0	1	0
N13 Cleveland State	7	0-2	0-1	0-0	0	1	0	0	1	0	0
N15 Bucknell	22	2-10	1-7	2-2	2	1	0	0	1	2	7
N19 N.C. State	9	1-3	1-3	0-0	1	2	0	0	0	0	3
N21 Oregon State	13	1-3	0-2	0-0	0	1	2	2	0	0	2
N25 Monmouth	17	4-6	2-4	0-0	3	0	3	1	1	0	10
N28 Xavier	6	0-0	0-0	0-0	0	2	0	1	1	0	0
D2 @Louisville	4	0-1	0-1	0-0	1	0	1	0	0	0	0
D7 @Davidson	7	0-0	0-0	0-0	0	1	0	0	0	0	0
D17 Indiana State	15	0-1	0-1	0-0	0	0	1	0	0	0	0
D19 Longwood	15	0-4	0-1	0-0	1	0	1	0	0	0	0
D21 Lafayette	15	1-4	0-2	0-0	0	0	1	2	1	1	2
D29 @Marquette	12	0-1	0-0	0-0	1	2	1	1	1	1	0
J2 Miami (Ohio)	6	0-3	0-1	0-0	0	0	1	0	0	0	0
J7 Auburn	16	2-4	2-3	0-1	1	1	0	0	0	0	6
J10 @South Carolina	15	1-1	1-1	0-0	1	0	2	0	0	0	3
J14 Georgia											
J19 @Alabama											
J21 Mississippi State											
J24 Tennessee											
J28 MTSU											
J31 @Arkansas											
F4 @Florida											
F8 LSU											
F11 Kentucky											
F16 @Ole Miss											
F19 @Georgia											
F22 South Carolina											
F25 @Kentucky											
F28 Florida											
M3 @Tennessee											

Parker's Overall Statistics at Vanderbilt

Year	GP	GS	Min	Avg	FG	FGA	Pct	3FG	3FGA	Pct	FT	FTA	Pct	Off	Def	Tot	Avg	PF	FO	Ast	TO	Blk	Stl	Pts	Avg
2011-12	16	0	188	11.8	12	46	.261	7	29	.241	2	5	.400	1	11	12	0.8	11	0	13	8	6	5	33	2.1
TOTAL	16	0	188	11.8	12	46	.261	7	29	.241	2	5	.400	1	11	12	0.8	11	0	13	8	6	5	33	2.1

Parker's SEC Statistics at Vanderbilt

Year	GP	GS	Min	Avg	FG	FGA	Pct	3FG	3FGA	Pct	FT	FTA	Pct	Off	Def	Tot	Avg	PF	FO	Ast	TO	Blk	Stl	Pts	Avg
2011-12	2	0	31	15.5	3	5	.600	3	4	.750	0	1	.000	0	2	2	1.0	1	0	2	0	0	0	9	4.5
TOTAL	2	0	31	15.5	3	5	.600	3	4	.750	0	1	.000	0	2	2	1.0	1	0	2	0	0	0	9	4.5



JAMES SIAKAM

35 RS Freshman, Forward
6'7" 210 lbs.
Douala, Cameroon
Brehm Prep (Ill.)

SEASON HIGHS

Points: 1, 2x, last vs. Monmouth (11/25/11)

FG Made:

FG Atts: 1, 2x, last vs. Bucknell (11/15/11)

3FG Made:

3FG Atts:

FT Made: 1, 2x, last vs. Monmouth (11/25/11)

FT Atts: 2, 2x, last vs. Monmouth (11/25/11)

Rebounds: 1, vs. Auburn (1/7/12)

Assists:

Turnovers: 1, vs. Longwood (12/19/11)

Blocks:

Steals:

Minutes: 5, vs. Longwood (12/19/11)

CAREER HIGHS

Points: 1, 2x, last vs. Monmouth (11/25/11)

FG Made:

FG Atts: 1, 2x, last vs. Bucknell (11/15/11)

3FG Made:

3FG Atts:

FT Made: 1, 2x, last vs. Monmouth (11/25/11)

FT Atts: 2, 2x, last vs. Monmouth (11/25/11)

Rebounds: 1, vs. Auburn (1/7/12)

Assists:

Turnovers: 1, vs. Longwood (12/19/11)

Blocks:

Steals:

Minutes: 5, vs. Longwood (12/19/11)

SIAKAM NOTEBOOK

✪ Appeared in first game of his college career against Cleveland St. (11/13/11); scored first point of career against Bucknell (11/15).

✪ Redshirted in 2010-11.

✪ Averaged 18 points, 10 rebounds, and five blocks per game for his Brehm (Ill.) Prep team.

✪ Chose the Commodores over Southern Illinois, Marquette, Illinois, Florida, Virginia, and UCLA.

✪ Advice to youngsters: "Work hard for whatever you want because nothing is free. Stay humble, and above all, put God first in any of your endeavors."

SIAKAM GAME-BY-GAME (RS-FRESHMAN)

Opponent	M	FG-A	3P-A	FT-A	Reb	PF	A	T	B	S	PTS
N11 Oregon					DNP						
N13 Cleveland State	0	0-1	0-0	0-0	0	0	0	0	0	0	0
N15 Bucknell	2	0-1	0-0	1-2	0	0	0	0	0	0	1
N19 N.C. State					DNP						
N21 Oregon State					DNP						
N25 Monmouth	1	0-0	0-0	1-2	0	0	0	0	0	0	1
N28 Xavier					DNP						
D2 @Louisville					DNP						
D7 @Davidson					DNP						
D17 Indiana State					DNP						
D19 Longwood	5	0-0	0-0	0-0	0	0	0	1	0	0	0
D21 Lafayette	4	0-0	0-0	0-0	0	0	0	0	0	0	0
D29 @Marquette	1	0-0	0-0	0-0	0	0	0	0	0	0	0
J2 Miami (Ohio)					DNP						
J7 Auburn	3	0-0	0-0	0-0	1	0	0	0	0	0	0
J10 @South Carolina					DNP						
J14 Georgia											
J19 @Alabama											
J21 Mississippi State											
J24 Tennessee											
J28 MTSU											
J31 @Arkansas											
F4 @Florida											
F8 LSU											
F11 Kentucky											
F16 @Ole Miss											
F19 @Georgia											
F22 South Carolina											
F25 @Kentucky											
F28 Florida											
M3 @Tennessee											

Siakam's Overall Statistics at Vanderbilt

Year	GP	GS	Min	Avg	FG	FGA	Pct	3FG	3FGA	Pct	FT	FTA	Pct	Off	Def	Tot	Avg	PF	FO	Ast	TO	Blk	Stl	Pts	Avg
2011-12	7	0	16	2.3	0	2	.000	0	0	.000	2	4	.500	0	1	1	0.1	0	0	0	1	0	0	2	0.3
TOTAL	7	0	16	2.3	0	2	.000	0	0	.000	2	4	.500	0	1	1	0.1	0	0	0	1	0	0	2	0.3

Siakam's SEC Statistics at Vanderbilt

Year	GP	GS	Min	Avg	FG	FGA	Pct	3FG	3FGA	Pct	FT	FTA	Pct	Off	Def	Tot	Avg	PF	FO	Ast	TO	Blk	Stl	Pts	Avg
2011-12	1	0	3	3.0	0	0	.000	0	0	.000	0	0	.000	0	1	1	1.0	0	0	0	0	0	0	0	0.0
TOTAL	1	0	3	3.0	0	0	.000	0	0	.000	0	0	.000	0	1	1	1.0	0	0	0	0	0	0	0	0.0



JORDAN SMART

12

RS Junior, Guard
6' 6" 200 lbs.
Lexington, Ky.
Lexington Catholic HS

SEASON HIGHS

Points: 3, 2x, last vs. Longwood (12/19/11)
FG Made: 1, 3x, last vs. Longwood (12/19/11)
FG Atts: 1, 3x, vs. vs. Longwood (12/19/11)
3FG Made: 1, 2x, last vs. Longwood (12/19/11)
3FG Atts: 1, 2x, last vs. Longwood (12/19/11)
FT Made:
FT Atts:
Rebounds: 1, 2x, last vs. Auburn (1/7/12)
Assists:
Turnovers:
Blocks:
Steals:
Minutes: 4, 2x, vs. vs. Lafayette (12/21/11)

CAREER HIGHS

Points: 3, 4x, last vs. Longwood (12/19/11);
FG Made: 1, 5x, last vs. Longwood (12/19/11);
FG Atts: 1, 7x, last vs. Longwood (12/19/11);
3FG Made: 1, 4x, last vs. Longwood (12/19/11);
3FG Atts: 1, 6x, last vs. Longwood (12/19/11);
FT Made: 0;
FT Atts: 0;
Rebounds: 2, 3x, last vs Davidson (1/2/11);
Assists: 3 vs. Presbyterian (11/12/10);
Turnovers: 0;
Blocks: 1, vs. LSU (3/10/11);
Steals: 0;
Minutes: 16, vs. Davidson (1/2/11).

SMART NOTEBOOK

- ⊛ Added 20 pounds to his frame over the last few seasons.
- ⊛ Redshirted his freshman season.
- ⊛ Played in 14 games in 2010-11...Handed out three assists in just four minutes in season opener against Presbyterian (11/12/10)
- ⊛ Scored first career points and pulled down a career-high two rebounds in win over SE Louisiana (12/18).
- ⊛ Named to the last two SEC Academic Honor Roll teams.
- ⊛ Was the 11th Region MVP in 2008 as a senior at Lexington Catholic High School and was a member of the All-Region regular season team.
- ⊛ An English major, he is on track to graduate in May of 2012, with an eye on Law School.
- ⊛ Nickname is Smarty.
- ⊛ Advice to youngsters: "Respect your elders."

SMART GAME-BY-GAME (RS JUNIOR)


Opponent	M	FG-A	3P-A	FT-A	Reb	PF	A	T	B	S	PTS
N11 Oregon					DNP						
N13 Cleveland State					DNP						
N15 Bucknell	1	1-1	1-1	0-0	0	0	0	0	0	0	3
N19 N.C. State					DNP						
N21 Oregon State					DNP						
N25 Monmouth	1	1-1	0-0	0-0	0	1	0	0	0	0	2
N28 Xavier					DNP						
D2 @Louisville					DNP						
D7 @Davidson					DNP						
D17 Indiana State					DNP						
D19 Longwood	4	1-1	1-1	0-0	1	1	0	0	0	0	3
D21 Lafayette	4	0-0	0-0	0-0	0	0	0	0	0	0	0
D29 @Marquette					DNP						
J2 Miami (Ohio)					DNP						
J7 Auburn	2	0-0	0-0	0-0	1	0	0	0	0	0	0
J10 @South Carolina					DNP						
J14 Georgia											
J19 @Alabama											
J21 Mississippi State											
J24 Tennessee											
J28 MTSU											
J31 @Arkansas											
F4 @Florida											
F8 LSU											
F11 Kentucky											
F16 @Ole Miss											
F19 @Georgia											
F22 South Carolina											
F25 @Kentucky											
F28 Florida											
M3 @Tennessee											

Smart's Overall Statistics at Vanderbilt

Year	GP	GS	Min	Avg	FG	FGA	Pct	3FG	3FGA	Pct	FT	FTA	Pct	Off	Def	Tot	Avg	PF	FO	Ast	TO	Blk	Stl	Pts	Avg
2009-10	10	0	27	2.7	0	6	.000	0	5	.000	0	0	.000	1	5	6	0.6	1	0	4	0	0	2	0	0.0
2010-11	14	0	47	3.4	2	5	.400	2	5	.400	0	0	.000	0	8	8	0.6	2	0	4	1	1	0	6	0.4
2011-12	5	0	12	2.4	3	3	1.000	2	2	1.000	0	0	.000	0	2	2	0.4	2	0	0	0	0	0	8	1.6
TOTAL	29	0	86	3.0	5	14	.357	4	12	.333	0	0	.000	1	15	16	0.6	5	0	8	1	1	2	14	0.5

Smart's SEC Statistics at Vanderbilt

Year	GP	GS	Min	Avg	FG	FGA	Pct	3pt	3ptA	Pct	FT	FTA	Pct	Off	Def	Tot	Avg	PF	FO	Ast	TO	Blk	Stl	Pts	Avg
2009-10	3	0	7	2.3	0	2	.000	0	2	.000	0	0	.000	0	1	1	0.3	0	0	0	0	0	1	0	0.0
2010-11	5	0	5	1.0	1	1	1.000	1	1	1.000	0	0	.000	0	0	0	0.0	0	0	0	0	0	0	3	0.6
2011-12	1	0	2	2.0	0	0	.000	0	0	.000	0	0	.000	0	1	1	1.0	0	0	0	0	0	0	0	0.0
TOTAL	9	0	14	1.6	1	3	.333	1	3	.333	0	0	.000	0	2	2	0.2	0	0	0	0	0	1	3	0.3



JEFFERY TAYLOR

44

Senior, Forward
6'7" 225 lbs.
Norrkoping, Sweden
Hobbs HS (N.M.)

SEASON HIGHS

Points: 30, vs Davidson (12/7/11)
FG Made: 12, vs Davidson (12/7/11)
FG Atts: 17, vs Davidson (12/7/11)
3FG Made: 3, 5x last vs. S. Carolina (1/10/12)
3FG Atts: 7, vs. Louisville (12/02/11)
FT Made: 6, vs. N.C. State (11/19/11)
FT Atts: 11, vs. N.C. State (11/19/11)
Rebounds: 11, vs. Oregon (11/11/11)
Assists: 5, 2x, last vs. Monmouth (11/25/11)
Turnovers: 6, vs. Cleveland St. (11/13/11)
Blocks: 2, 2x, last vs Davidson (12/7/11)
Steals: 5, vs. Oregon (11/11/11)
Minutes: 41, 2x, last vs. Louisville (12/02/11)

CAREER HIGHS

Points: 30, vs Davidson (12/7/11)
FG Made: 12, vs Davidson (12/7/11)
FG Atts: 18, 2x, last at Georgia (2/16/11);
3FG Made: 4, vs. South Carolina (2/5/11);
3FG Atts: 9, at Miss. State (1/27/11);
FT Made: 12, vs. Tennessee (2/9/10);
FT Atts: 14, at S.C. (1/28/09);
Rebounds: 13, at Georgia (2/16/11);
Assists: 6, 2x, last vs. Ole Miss (1/19/11);
Turnovers: 6, 2x, last vs. Cleveland St. (11/13/11);
Blocks: 3, vs. South Carolina (2/5/11);
Steals: 5, vs. Oregon (11/11/11);
Minutes: 43, at Missouri (12/8/10).

MISCELLANEOUS

	2011-12	Career
Double-Digit Scoring	15	87
20+ Pt Scoring	4	15
Double-Digit Reb.	1	10
Double-Doubles	1	9
5+ Assists	2	3
3+ 3-FGs	5	9
Starts	16	113

TAYLOR NOTEBOOK

- ✪ Tallied a career-high 30 points at Davidson (12/7) on a career-best 12 made field goals.
- ✪ The SEC's active leading scorer with 1,588 points.
- ✪ In Vanderbilt's career top-10 in four categories (scoring, steals, free throws made, free throws attempted).
- ✪ Third in the SEC in scoring (17.0 ppg) and fourth in FG % (.536).
- ✪ Named to Legends Classic All-Tournament team; averaged 15.0 points and 8 rebs. in 2 games.
- ✪ Scored 16 points and tied a season-high with five assists vs. Monmouth (11/25/11).
- ✪ Scored 17 points and had season-high five assists vs. N.C. State (11/19/11).
- ✪ Scored 14 points and led all Vanderbilt scorers vs. Bucknell (11/15) in his 100th career start.
- ✪ Tallied 21 points and 11 rebounds in win over Oregon (11/11). It was the ninth double-double of his career.
- ✪ Also posted career-high five steals against Oregon.
- ✪ Named to Preseason All-SEC 2nd Team; made All-SEC 2nd team in 2010 and 2011, and the All-Freshman team in 2009.
- ✪ Started in all but one game in his Vanderbilt career.
- ✪ Became 41st VU player to surpass 1,000-point mark with 22-point effort vs. Davidson (1/2).
- ✪ Including 2010-11, Vanderbilt is now 23-5 in games in which Taylor scored 15 or more points.
- ✪ Had three double-doubles in 2010-11 (at Missouri, at Auburn, and at LSU).
- ✪ Averaged 21.7 points per game in three SEC Tournament games in 2010-11
- ✪ One of the SEC's most explosive players, he tallied 15 points, five rebounds, and three assists vs. Georgia (1/12) - included a dunk which was named SportCenter's #1 "Top Play" on January 13.
- ✪ Scored 438 points as a sophomore, which ranks eighth all-time on the Vanderbilt sophomore single-season list.
- ✪ His father Jeff, played basketball at New Mexico, the NBA, and in Sweden, where he currently lives.
- ✪ Can speak four languages (English, Swedish, Danish, Norwegian).

TAYLOR GAME-BY-GAME (SENIOR)

Opponent	M	FG-A	3P-A	FT-A	Reb	PF	A	T	B	S	PTS
N11 Oregon	32	8-16	0-1	5-7	11	2	4	2	1	5	21
N13 Cleveland State	34	3-8	1-3	2-3	4	1	1	6	0	1	9
N15 Bucknell	23	6-10	2-4	0-1	6	2	2	0	0	0	14
N19 N.C. State	32	5-11	1-4	6-11	8	1	5	4	0	2	17
N21 Oregon State	29	6-13	0-2	1-2	8	1	2	3	1	2	13
N25 Monmouth	15	6-13	0-3	4-8	2	1	5	1	0	1	16
N28 Xavier	41	6-11	1-2	5-6	5	2	2	3	2	0	18
D2 @Louisville	41	4-11	3-7	0-2	6	3	2	5	0	4	11
D7 @Davidson	34	12-17	3-4	3-3	4	2	0	3	2	1	30
D17 Indiana State	34	8-15	3-6	2-4	6	2	2	2	0	2	21
D19 Longwood	23	12-14	2-2	3-5	5	0	0	1	0	1	29
D21 Lafayette	26	7-13	1-4	1-1	4	1	1	3	1	2	16
D29 @Marquette	32	7-14	2-5	3-4	4	2	1	3	0	2	19
J2 Miami (Ohio)	33	5-11	1-3	0-1	5	0	3	3	0	0	11
J7 Auburn	28	5-11	3-5	3-4	5	2	1	3	0	2	16
J10 @South Carolina	32	4-6	3-4	0-0	3	2	3	4	0	1	11
J14 Georgia											
J19 @Alabama											
J21 Mississippi State											
J24 Tennessee											
J28 MTSU											
J31 @Arkansas											
F4 @Florida											
F8 LSU											
F11 Kentucky											
F16 @Ole Miss											
F19 @Georgia											
F22 South Carolina											
F25 @Kentucky											
F28 Florida											
M3 @Tennessee											

Taylor's Overall Statistics at Vanderbilt

Year	GP	GS	Min	Avg	FG	FGA	Pct	3FG	3FGA	Pct	FT	FTA	Pct	Off	Def	Tot	Avg	PF	FO	Ast	TO	Blk	Stl	Pts	Avg
2008-09	31	31	805	26.0	136	271	.502	9	41	.220	96	139	.691	82	110	192	6.2	76	5	53	69	12	29	377	12.2
2009-10	33	33	883	26.8	148	300	.493	1	11	.091	141	189	.746	64	108	172	5.2	87	2	57	74	13	36	438	13.3
2010-11	34	33	1078	31.7	171	381	.449	39	113	.345	120	167	.719	57	131	188	5.5	83	3	80	87	19	35	501	14.7
2011-12	16	16	499	31.2	104	194	.536	26	59	.441	38	62	.613	36	50	86	5.4	24	0	34	46	7	26	272	17.0
TOTAL	114	113	3265	28.6	559	1146	.488	75	224	.335	395	557	.709	239	399	638	5.6	270	10	224	276	51	126	1588	13.9

Taylor's SEC Statistics at Vanderbilt

Year	GP	GS	Min	Avg	FG	FGA	Pct	3pt	3ptA	Pct	FT	FTA	Pct	Off	Def	Tot	Avg	PF	FO	Ast	TO	Blk	Stl	Pts	Avg
2008-09	16	16	425	26.6	64	131	.489	4	12	.333	53	76	.697	47	53	100	6.3	38	3	30	43	5	12	185	11.6
2009-10	16	16	444	27.8	68	137	.496	0	3	.000	83	108	.769	25	46	71	4.4	46	2	29	40	7	20	219	13.7
2010-11	16	15	540	33.8	80	200	.400	18	58	.310	49	72	.681	35	56	91	5.7	44	2	40	36	8	21	227	14.2
2011-12	2	2	60	30.0	9	17	.529	6	9	.667	3	4	.750	1	7	8	4.0	4	0	4	7	0	3	27	13.5
TOTAL	50	49	1469	29.4	221	485	.456	28	82	.341	188	260	.723	108	162	270	5.4	132	7	103	126	20	56	658	13.2



STEVE TCHIENGANG

33

Senior, Forward
6' 9" 240 lbs.
Douala, Cameroon
Montverde Acad. (Fla.)/
Cypress Comm. Christian
(Texas)

SEASON HIGHS

Points: 10, vs. S. Carolina (1/10/12)
FG Made: 4, vs. S. Carolina (1/10/12)
FG Atts: 7, vs. Longwood (12/19/11)
3FG Made: 1, 2x, last vs. Xavier (11/28/11)
3FG Atts: 2, 2x, last vs. Bucknell (11/15/11)
FT Made: 4, vs. Oregon State (11/21/11)
FT Atts: 5, vs. N.C. State (11/19/11)
Rebounds: 11, vs. N.C. State (11/19/11)
Assists: 2, 3x, last vs. Indiana State (12/17/11)
Turnovers: 3, 2x, vs. Indiana State (12/17/11)
Blocks: 2, 2x, last vs. Xavier (11/28/11)
Steals: 2, vs. Cleveland St. (11/13/11)
Minutes: 40, vs. Louisville (12/02/11)

CAREER HIGHS

Points: 15, vs. SE La. (12/18/10);
FG Made: 5, 2x, last at S. Carolina (1/8/11);
FG Atts: 9, at S. Carolina (1/8/11);
3FG Made: 2, 4x, last vs. Kentucky (2/12/11);
3FG Atts: 4, 2x, last vs. App. State (11/27/10);
FT Made: 5, at Georgia (2/25/09);
FT Atts: 8, vs. Davidson (1/2/11);
Rebounds: 11, vs. N.C. State (11/19/11)
Assists: 3, vs. Kentucky (2/12/11);
Turnovers: 4, vs. S. Carolina (3/6/10);
Blocks: 4, vs. Nebraska (11/18/10);
Steals: 2, 3x, last vs. Cleveland St. (11/13/11);
Minutes: 40, vs. Louisville (12/02/11)

MISCELLANEOUS

	2011-12	Career
Double-Digit Scoring	1	8
Double-Digit Reb.	2	2
Starts	10	27

TCHIENGANG NOTEBOOK

- ⊛ Started at the five spot for the injured Festus Ezeli.
- ⊛ Scored season-high 10 points against South Carolina (1/10) on a season-high four made field goals.
- ⊛ Did not play vs. Monmouth because of concussion symptoms.
- ⊛ Broke his previous career high of 9 rebounds with 10 against Cleveland St. (11/13/11), then had 11 rebounds vs. N.C. State (11/19/11).
- ⊛ Played a career-high 34 minutes vs. N.C. State (11/19/11)
- ⊛ 6'9 forward/center who is a physical presence around the basket who can step out and hit a perimeter jumpshot to keep defenses honest.
- ⊛ Will see time at the center position as Festus Ezeli recovers from a preseason knee injury.
- ⊛ Played in all 34 games in 2010-11 and averaged 4.8 points and 3.0 rebounds per game.
- ⊛ Scored in double-digits seven times in 2010-11, including a career-high 15 points against Southeastern Louisiana (12/18).
- ⊛ Tallied 10 points against Tennessee (2/22).
- ⊛ Scored 12 points and added 3 assists vs. Kentucky (2/12).
- ⊛ Shot 41.5% from three on the season (22-53).
- ⊛ Originally from Cameroon, he is very involved in the Nashville community, especially with African refugees.
- ⊛ Speaks French and English. James Siakam is also a fellow Cameroonian.

TCHIENGANG GAME-BY-GAME (SENIOR)

Opponent	M	FG-A	3P-A	FT-A	Reb	PF	A	T	B	S	PTS
N11 Oregon	21	2-3	0-0	0-0	3	2	0	1	2	0	4
N13 Cleveland State	25	1-5	0-2	3-3	10	4	2	1	1	2	5
N15 Bucknell	21	2-4	1-2	2-2	3	1	0	0	0	0	7
N19 N.C. State	34	2-4	0-1	2-5	11	1	1	1	0	0	6
N21 Oregon State	24	2-2	1-1	4-4	5	3	1	1	0	0	9
N25 Monmouth					DNP						
N28 Xavier	21	1-1	1-1	0-0	4	5	2	2	2	1	3
D2 @Louisville	40	0-1	0-1	1-2	5	3	1	1	1	1	1
D7 @Davidson	8	0-1	0-0	0-0	0	4	0	3	0	0	0
D17 Indiana State	17	0-3	0-1	2-4	3	1	2	3	1	0	3
D19 Longwood	25	3-7	0-1	1-2	4	2	0	0	0	1	7
D21 Lafayette	14	1-1	0-0	0-0	9	1	0	1	0	0	2
D29 @Marquette	13	0-2	0-1	4-4	0	5	0	1	0	1	4
J2 Miami (Ohio)	18	2-3	0-0	2-2	4	1	0	0	0	0	6
J7 Auburn	18	0-1	0-1	0-0	5	2	0	1	1	0	0
J10 @South Carolina	19	4-5	0-1	2-2	1	3	0	1	0	1	10
J14 Georgia											
J19 @Alabama											
J21 Mississippi State											
J24 Tennessee											
J28 MTSU											
J31 @Arkansas											
F4 @Florida											
F8 LSU											
F11 Kentucky											
F16 @Ole Miss											
F19 @Georgia											
F22 South Carolina											
F25 @Kentucky											
F28 Florida											
M3 @Tennessee											

Tchiengang's Overall Statistics at Vanderbilt

Year	GP	GS	Min	Avg	FG	FGA	Pct	3FG	3FGA	Pct	FT	FTA	Pct	Off	Def	Tot	Avg	PF	FO	Ast	TO	Blk	Stl	Pts	Avg
2008-09	25	16	432	17.3	28	85	.329	12	39	.308	23	32	.719	23	56	79	3.2	71	2	12	30	11	9	91	3.6
2009-10	33	1	382	11.6	38	75	.507	5	13	.385	31	51	.608	31	52	83	2.5	74	2	7	37	5	7	112	3.4
2010-11	34	0	559	16.4	53	118	.449	22	53	.415	34	45	.756	32	70	102	3.0	72	2	15	34	12	11	162	4.8
2011-12	15	12	318	21.2	20	43	.465	3	13	.231	23	30	.767	19	48	67	4.5	38	2	9	17	8	7	66	4.4
TOTAL	107	29	1691	15.8	139	321	.433	42	118	.356	111	158	.703	105	226	331	3.1	255	8	43	118	36	34	431	4.0

Tchiengang's SEC Statistics at Vanderbilt

Year	GP	GS	Min	Avg	FG	FGA	Pct	3pt	3ptA	Pct	FT	FTA	Pct	Off	Def	Tot	Avg	PF	FO	Ast	TO	Blk	Stl	Pts	Avg
2008-09	16	10	279	17.4	20	55	.364	9	26	.346	18	23	.783	13	37	50	3.1	48	2	7	20	8	7	67	4.2
2009-10	16	1	207	12.9	18	36	.500	3	6	.500	18	30	.600	16	30	46	2.9	42	2	3	20	2	2	57	3.6
2010-11	16	0	253	15.8	22	54	.407	8	22	.364	10	15	.667	11	23	34	2.1	38	2	5	15	3	4	62	3.9
2011-12	2	0	37	18.5	4	6	.667	0	2	.000	2	2	1.000	1	5	6	3.0	5	0	0	2	1	1	10	5.0
TOTAL	50	11	776	15.5	64	151	.424	20	56	.357	48	70	.686	41	95	136	2.7	133	6	15	57	14	14	196	3.9



BRAD TINSLEY

1

Senior, Guard
6' 3" 210 lbs.
Oregon City, Ore.
Oregon City HS

SEASON HIGHS

Points: 16, vs. Monmouth (11/25/11)
FG Made: 5, 4x, last vs. Auburn (1/7/12)
FG Atts: 15, vs. Bucknell (11/15/11)
3FG Made: 3, 2x, last vs. S. Carolina (1/10/12)
3FG Atts: 7, vs. Bucknell (11/15/11)
FT Made: 8, vs. Monmouth (11/25/11)
FT Atts: 8, vs. Monmouth (11/25/11)
Rebounds: 10, vs. Lafayette (12/21/11)
Assists: 10, vs. Lafayette (12/21/11)
Turnovers: 4, 2x, last vs. Louisville (12/02/11)
Blocks: 1, vs. Bucknell (11/15/11)
Steals: 2, 4x, last vs. Longwood (12/19/11)
Minutes: 40, vs. Louisville (12/02/11)

CAREER HIGHS

Points: 20, vs. Alabama (3/12/09);
FG Made: 7, 3x, last at LSU (2/26/11);
FG Atts: 15, at Kentucky (1/10/09);
3FG Made: 5, 2x, last vs. Alabama (3/12/09);
3FG Atts: 10, 2x, last vs. Alabama (3/12/09);
FT Made: 8, 5x, last vs. Monmouth (11/25/11);
FT Atts: 10, vs. St. Mary's (1/22/11);
Rebounds: 10, 3x, last vs. Lafayette (12/21/11);
Assists: 10, 2x, last vs. Lafayette (12/21/11);
Turnovers: 6, 2x, last vs. Tenn. St. (12/19/09);
Blocks: 1, 7x, last vs. North Carolina (11/21/10);
Steals: 3, 3x, last vs. Presbyterian (11/12/10);
Minutes: 40, vs. Louisville (12/02/11)

MISCELLANEOUS

	2011-12	Career
Double-Digit Scoring	10	56
Double-Digit Reb.	-	2
Double-Doubles	-	1
Triple-Doubles	-	1
5+ Assists	6	34
3+ 3-FGs	-	14

TINSLEY NOTEBOOK

- ✪ Ranks first in SEC in assist-to-turnover ratio in all games (2.2) and in assists in SEC games (7.5).
- ✪ Ranks in the top 10 on VU's all-time lists in free throw percentage (T-6th), assists (7th), and assists/game (5th).
- ✪ Scored game-winning bucket vs. Oregon State in finals of TicketCity Legends Classic. Tied a career-high with 10 assists against Lafayette (12/21).
- ✪ Tallied season-high 16 points vs. Monmouth (11/25); was 8-for-8 from charity stripe.
- ✪ Scored 14 points on 5-8 shooting vs. N.C. State (11/19).
- ✪ Tinsley scored 13 points vs. Oregon (11/11) and 12 vs. Bucknell (11/15).
- ✪ Combo guard who played both guard positions as a freshman and sophomore, and started all 34 games at the point guard position as a junior.
- ✪ Posted the school's first triple-double in the team's season opener in 2010 against Presbyterian.
- ✪ Tallied 11 points, 10 rebounds, and 10 assists against Presbyterian. The 10 rebounds and 10 assists were both career highs. It was also his first career double-double.
- ✪ Averaged 10.6 points, 4.6 assists, and 3.7 rebounds per game in 2010-11, and led the SEC in assists in all games (4.5).
- ✪ Had five or more assists in 18 games in 2010-11 and has 27 in his career.
- ✪ Dished out nine assists vs. South Carolina (2/5) and at Kentucky (3/1); had eight assists against Marquette (12/29).
- ✪ Second in the SEC in assist to turnover ratio in all games (2.2).
- ✪ Second on VU's single-season junior assist list with 155.
- ✪ Scored in double figures in 19 games with a season-high 18 points coming against Saint Mary's.
- ✪ Originally from Oregon City, Oregon, he is the state's second all-time leading scorer, behind Kevin Love, in "big school" competition, and the fifth all-time leading scorer for all schools (2,330 points).
- ✪ His mom and dad, Carl and Kathy, have moved to Nashville every basketball season of his career, and will do the same this season.
- ✪ Advice to youngsters: "Enjoy your childhood because it goes by fast."

TINSLEY GAME-BY-GAME (SENIOR)

Opponent	M	FG-A	3P-A	FT-A	Reb	PF	A	T	B	S	PTS
N11 Oregon	17	5-7	2-4	1-2	2	2	3	0	0	0	13
N13 Cleveland State	21	3-6	0-1	1-2	2	1	2	3	0	2	7
N15 Bucknell	31	5-15	1-7	1-2	5	3	2	0	1	0	12
N19 N.C. State	33	5-8	2-3	2-2	2	3	4	3	0	0	14
N21 Oregon State	29	4-6	1-3	0-0	2	1	2	3	0	1	9
N25 Monmouth	27	3-4	2-3	8-8	1	3	1	3	0	1	16
N28 Xavier	32	2-9	0-4	0-0	2	0	7	4	0	2	4
D2 @Louisville	40	2-9	2-4	2-4	3	1	5	4	0	0	8
D7 @Davidson	31	3-9	1-2	1-2	5	2	1	1	0	0	8
D17 Indiana State	35	5-8	2-4	0-0	6	0	3	0	1	2	12
D19 Longwood	26	3-6	3-5	3-3	3	1	3	2	0	2	12
D21 Lafayette	27	3-5	1-2	0-0	5	2	10	2	0	1	7
D29 @Marquette	29	3-5	2-3	3-3	2	0	8	3	0	0	11
J2 Miami (Ohio)	27	2-4	1-1	6-6	2	1	4	1	0	1	11
J7 Auburn	25	5-8	2-5	0-0	3	0	6	1	0	1	12
J10 @South Carolina	29	4-5	3-4	2-2	0	1	9	2	0	0	13
J14 Georgia											
J19 @Alabama											
J21 Mississippi State											
J24 Tennessee											
J28 MTSU											
J31 @Arkansas											
F4 @Florida											
F8 LSU											
F11 Kentucky											
F16 @Ole Miss											
F19 @Georgia											
F22 South Carolina											
F25 @Kentucky											
F28 Florida											
M3 @Tennessee											

Tinsley's Overall Statistics at Vanderbilt

Year	GP	GS	Min	Avg	FG	FGA	Pct	3FG	3FGA	Pct	FT	FTA	Pct	Off	Def	Tot	Avg	PF	FO	Ast	TO	Blk	Stl	Pts	Avg
2008-09	31	28	960	31.0	108	258	.419	69	168	.411	56	68	.824	7	72	79	2.5	36	0	86	64	5	20	341	11.0
2009-10	33	27	858	26.0	77	190	.405	31	105	.295	44	51	.863	5	78	83	2.5	38	0	94	60	5	15	229	6.9
2010-11	34	34	1111	32.7	115	264	.436	45	122	.369	84	102	.824	9	117	126	3.7	36	0	155	63	7	28	359	10.6
2011-12	16	16	448	28.0	57	114	.500	25	55	.455	30	36	.833	3	42	45	2.8	21	0	70	32	2	13	169	10.6
TOTAL	114	105	3377	29.6	357	826	.432	170	450	.378	214	257	.833	24	309	333	2.9	131	0	405	219	19	76	1098	9.6

Tinsley's SEC Statistics at Vanderbilt

Year	GP	GS	Min	Avg	FG	FGA	Pct.	3pt	3ptA	Pct	FT	FTA	Pct	Off	Def	Tot	Avg	PF	FO	Ast	TO	Blk	Stl	Pts	Avg
2008-09	16	15	508	31.8	56	135	.415	32	83	.386	31	36	.861	5	38	43	2.7	20	0	47	35	3	9	175	10.9
2009-10	16	13	420	26.3	38	98	.388	11	46	.239	31	33	.939	4	42	46	2.9	20	0	45	23	2	7	118	7.4
2010-11	16	16	545	34.1	54	121	.446	19	51	.373	43	48	.896	4	47	51	3.2	18	0	66	28	1	12	170	10.6
2011-12	2	2	54	27.0	9	13	.692	5	9	.556	2	2	1.000	0	3	3	1.5	1	0	15	3	0	1	25	12.5
TOTAL	50	46	1527	30.5	157	367	.428	67	189	.354	107	119	.899	13	130	143	2.9	59	0	173	89	6	29	488	9.8

2011-12 Vanderbilt Basketball
Vanderbilt Combined Team Statistics (as of Jan 12, 2012)
All games

RECORD:	OVERALL	HOME	AWAY	NEUTRAL
ALL GAMES	12-4	7-3	3-1	2-0
CONFERENCE	2-0	1-0	1-0	0-0
NON-CONFERENCE	10-4	6-3	2-1	2-0

##	Player	gp-gs	min	avg	Total		3-Point		F-Throw		Rebounds				pf	dq	a	to	blk	stl	pts	avg
					fg-fga	fg%	3fg-fga	3fg%	ft-fa	ft%	off	def	tot	avg								
23	JENKINS, John	15-15	493	32.9	101-203	.498	60-130	.462	36-45	.800	9	32	41	2.7	24	0	17	27	5	13	298	19.9
44	TAYLOR, Jeffery	16-16	499	31.2	104-194	.536	26-59	.441	38-62	.613	36	50	86	5.4	24	0	34	46	7	26	272	17.0
01	TINSLEY, Brad	16-16	448	28.0	57-114	.500	25-55	.455	30-36	.833	3	42	45	2.8	21	0	70	32	2	13	169	10.6
05	GOULBOURNE, Lance	16-15	461	28.8	55-109	.505	8-24	.333	40-62	.645	33	89	122	7.6	39	0	14	31	18	26	158	9.9
03	EZELI, Festus	6-3	114	19.0	11-27	.407	0-0	.000	13-21	.619	12	22	34	5.7	17	2	2	12	10	3	35	5.8
33	TCHIENGANG, Steve	15-12	318	21.2	20-43	.465	3-13	.231	23-30	.767	19	48	67	4.5	38	2	9	17	8	7	66	4.4
45	ODOM, Rod	16-2	264	16.5	21-50	.420	10-25	.400	7-14	.500	18	22	40	2.5	37	0	4	15	5	5	59	3.7
02	JOHNSON, Kedren	16-0	210	13.1	17-51	.333	8-26	.308	9-11	.818	1	19	20	1.3	14	0	28	21	3	10	51	3.2
40	HENDERSON, Josh	7-0	67	9.6	8-17	.471	0-0	.000	5-9	.556	12	9	21	3.0	14	0	5	5	0	1	21	3.0
24	PARKER, Dai-Jon	16-0	188	11.8	12-46	.261	7-29	.241	2-5	.400	1	11	12	0.8	11	0	13	8	6	5	33	2.1
12	SMART, Jordan	5-0	12	2.4	3-3	1.000	2-2	1.000	0-0	.000	0	2	2	0.4	2	0	0	0	0	0	8	1.6
11	FULLER, Kyle	12-1	109	9.1	6-21	.286	0-8	.000	4-6	.667	2	12	14	1.2	7	0	14	9	0	5	16	1.3
34	MOATS, Shelby	8-0	49	6.1	3-10	.300	2-8	.250	0-1	.000	3	7	10	1.3	7	0	5	4	0	1	8	1.0
35	SIAKAM, James	7-0	16	2.3	0-2	.000	0-0	.000	2-4	.500	0	1	1	0.1	0	0	0	1	0	0	2	0.3
14	NOLL, Aaron	2-0	2	1.0	0-1	.000	0-0	.000	0-0	.000	1	0	1	0.5	0	0	0	0	0	0	0	0.0
Team											18	31	49				6					
Total.....		16	3250		418-891	.469	151-379	.398	209-306	.683	168	397	565	35.3	255	4	215	234	64	115	1196	74.8
Opponents.....		16	3250		393-919	.428	89-269	.331	170-259	.656	170	355	525	32.8	280	-	186	233	41	128	1045	65.3

TEAM STATISTICS	VANDY	OPP	Date	Opponent	Score	Att.
SCORING	1196	1045	11/11/11	OREGON	w 78-64	14316
Points per game	74.8	65.3	11/13/11	CLEVELAND STATE	L 58-71	13503
Scoring margin	+9.4	-	11/15/11	BUCKNELL	w 80-68	12543
FIELD GOALS-ATT	418-891	393-919	11/19/11	vs North Carolina State	w 86-79	4187
Field goal pct	.469	.428	11/21/11	vs Oregon State	w 64-62	3294
3 POINT FG-ATT	151-379	89-269	11/25/11	MONMOUTH	w 95-73	12807
3-point FG pct	.398	.331	11/28/11	XAVIER	Lot 70-82	14316
3-pt FG made per game	9.4	5.6	12/2/11	at Louisville	Lot 60-62	22728
FREE THROWS-ATT	209-306	170-259	12/07/11	at Davidson	w 87-83	4475
Free throw pct	.683	.656	12/17/11	INDIANA STATE	L 55-61	13310
F-Throws made per game	13.1	10.6	12/19/11	LONGWOOD	w 99-71	12886
REBOUNDS	565	525	12/21/11	LAFAYETTE	w 89-58	13034
Rebounds per game	35.3	32.8	12/29/11	at Marquette	w 74-57	15684
Rebounding margin	+2.5	-	1/2/12	MIAMI (OHIO)	w 69-62	13162
ASSISTS	215	186	* 1/7/12	AUBURN	w 65-35	13473
Assists per game	13.4	11.6	* 1/10/12	at South Carolina	w 67-57	8353
TURNOVERS	234	233				
Turnovers per game	14.6	14.6				
Turnover margin	-0.1	-				
Assist/turnover ratio	0.9	0.8				
STEALS	115	128				
Steals per game	7.2	8.0				
BLOCKS	64	41				
Blocks per game	4.0	2.6				
ATTENDANCE	133350	58721				
Home games-Avg/Game	10-13335	4-12810				
Neutral site-Avg/Game	-	2-3740				

Score by Periods	1st	2nd	OT	Totals
Vanderbilt	566	616	14	1196
Opponents	445	572	28	1045

2011-12 Vanderbilt Basketball
Vanderbilt Combined Team Statistics (as of Jan 10, 2012)
Conference games

RECORD:	OVERALL	HOME	AWAY	NEUTRAL
ALL GAMES	2-0	1-0	1-0	0-0
CONFERENCE	2-0	1-0	1-0	0-0
NON-CONFERENCE	0-0	0-0	0-0	0-0

#	Player	gp-gs	min	avg	Total		3-Point		F-Throw		Rebounds				pf	dq	a	to	blk	stl	pts	avg
					fg-fga	fg%	3fg-fga	3fg%	ft-fta	ft%	off	def	tot	avg								
23	JENKINS, John	2-2	60	30.0	11-19	.579	9-16	.563	0-0	.000	2	5	7	3.5	0	0	4	6	0	1	31	15.5
44	TAYLOR, Jeffery	2-2	60	30.0	9-17	.529	6-9	.667	3-4	.750	1	7	8	4.0	4	0	4	7	0	3	27	13.5
01	TINSLEY, Brad	2-2	54	27.0	9-13	.692	5-9	.556	2-2	1.000	0	3	3	1.5	1	0	15	3	0	1	25	12.5
05	GOULBOURNE, Lance	2-2	50	25.0	3-9	.333	1-4	.250	4-6	.667	5	10	15	7.5	5	0	1	2	3	4	11	5.5
45	ODOM, Rod	2-0	35	17.5	3-6	.500	2-3	.667	3-5	.600	1	5	6	3.0	3	0	1	3	0	0	11	5.5
33	TCHIENGANG, Steve	2-0	37	18.5	4-6	.667	0-2	.000	2-2	1.000	1	5	6	3.0	5	0	0	2	1	1	10	5.0
24	PARKER, Dai-Jon	2-0	31	15.5	3-5	.600	3-4	.750	0-1	.000	0	2	2	1.0	1	0	2	0	0	0	9	4.5
03	EZELI, Festus	2-2	34	17.0	2-5	.400	0-0	.000	2-4	.500	3	7	10	5.0	8	1	1	2	3	1	6	3.0
11	FULLER, Kyle	2-0	8	4.0	1-4	.250	0-1	.000	0-0	.000	0	1	1	0.5	0	0	1	2	0	0	2	1.0
02	JOHNSON, Kedren	2-0	23	11.5	0-5	.000	0-3	.000	0-0	.000	0	2	2	1.0	2	0	2	1	1	1	0	0.0
34	MOATS, Shelby	1-0	3	3.0	0-0	.000	0-0	.000	0-0	.000	0	0	0	0.0	0	0	0	0	0	0	0	0.0
35	SIAKAM, James	1-0	3	3.0	0-0	.000	0-0	.000	0-0	.000	0	1	1	1.0	0	0	0	0	0	0	0	0.0
12	SMART, Jordan	1-0	2	2.0	0-0	.000	0-0	.000	0-0	.000	0	1	1	1.0	0	0	0	0	0	0	0	0.0
Team											4	3	7				1					
Total.....		2	400		45-89	.506	26-51	.510	16-24	.667	17	52	69	34.5	29	1	31	29	8	12	132	66.0
Opponents.....		2	400		37-108	.343	7-26	.269	11-21	.524	25	30	55	27.5	27	-	10	22	7	13	92	46.0

TEAM STATISTICS	VANDY	OPP	Date	Opponent	Score	Att.
SCORING	132	92	* 1/7/12	AUBURN	w 65-35	13473
Points per game	66.0	46.0	* 1/10/12	at South Carolina	w 67-57	8353
Scoring margin	+20.0	-	* - Conference game			
FIELD GOALS-ATT	45-89	37-108				
Field goal pct	.506	.343				
3 POINT FG-ATT	26-51	7-26				
3-point FG pct	.510	.269				
3-pt FG made per game	13.0	3.5				
FREE THROWS-ATT	16-24	11-21				
Free throw pct	.667	.524				
F-Throws made per game	8.0	5.5				
REBOUNDS	69	55				
Rebounds per game	34.5	27.5				
Rebounding margin	+7.0	-				
ASSISTS	31	10				
Assists per game	15.5	5.0				
TURNOVERS	29	22				
Turnovers per game	14.5	11.0				
Turnover margin	-3.5	-				
Assist/turnover ratio	1.1	0.5				
STEALS	12	13				
Steals per game	6.0	6.5				
BLOCKS	8	7				
Blocks per game	4.0	3.5				
ATTENDANCE	13473	8353				
Home games-Avg/Game	1-13473	1-8353				
Neutral site-Avg/Game	-	0-0				

Score by Periods	1st	2nd	Totals
Vanderbilt	60	72	132
Opponents	31	61	92

2011-12 Vanderbilt Basketball
 Vanderbilt Team Game-by-Game (as of Jan 12, 2012)
 All games

TEAM STATISTICS

Opponent	Date	Score		Total		3-Pointers		Free throws		Rebounds				pf	a	t/o	blk	stl	pts	avg
				fg-fga	pct	3fg-fga	pct	ft-fta	pct	off	def	tot	avg							
OREGON	11/11/11	78-64	W	27-66	.409	9-28	.321	15-27	.556	17	24	41	41.0	20	16	8	6	11	78	78.0
CLEVELAND STATE	11/13/11	58-71	L	18-51	.353	4-17	.235	18-26	.692	13	22	35	38.0	15	6	21	3	10	58	68.0
BUCKNELL	11/15/11	80-68	W	31-68	.456	10-30	.333	8-15	.533	14	25	39	38.3	16	13	5	3	2	80	72.0
vs North Carolina State	11/19/11	86-79	W	28-54	.519	9-25	.360	21-33	.636	11	25	36	37.8	20	14	17	1	8	86	75.5
vs Oregon State	11/21/11	64-62	W	26-55	.473	7-19	.368	5-6	.833	11	22	33	36.8	15	12	22	2	5	64	73.2
MONMOUTH	11/25/11	95-73	W	32-56	.571	11-25	.440	20-27	.741	9	28	37	36.8	15	16	15	2	9	95	76.8
XAVIER	11/28/11	70-82	Lot	27-64	.422	7-22	.318	9-12	.750	9	24	33	36.3	20	16	18	10	7	70	75.9
at Louisville	12/2/11	60-62	Lot	18-44	.409	10-26	.385	14-24	.583	8	23	31	35.6	14	10	18	2	7	60	73.9
at Davidson	12/07/11	87-83	W	30-62	.484	7-15	.467	20-26	.769	14	24	38	35.9	27	8	15	6	4	87	75.3
INDIANA STATE	12/17/11	55-61	L	19-50	.380	6-22	.273	11-18	.611	7	27	34	35.7	10	9	15	4	4	55	73.3
LONGWOOD	12/19/11	99-71	W	36-71	.507	12-29	.414	15-21	.714	13	25	38	35.9	10	13	10	2	11	99	75.6
LAFAYETTE	12/21/11	89-58	W	35-60	.583	15-30	.500	4-6	.667	7	28	35	35.8	13	21	15	2	9	89	76.8
at Marquette	12/29/11	74-57	W	23-49	.469	10-22	.455	18-24	.750	9	30	39	36.1	23	17	17	4	9	74	76.5
MIAMI (OHIO)	1/2/12	69-62	W	23-52	.442	8-18	.444	15-17	.882	9	18	27	35.4	8	13	9	9	7	69	76.0
AUBURN	1/7/12	65-35	W	22-49	.449	13-29	.448	8-16	.500	10	32	42	35.9	14	12	11	6	8	65	75.3
at South Carolina	1/10/12	67-57	W	23-40	.575	13-22	.591	8-8	1.000	7	20	27	35.3	15	19	18	2	4	67	74.8
Vanderbilt		1196		418-891	.469	151-379	.398	209-306	.683	168	397	565	35.3	255	215	234	64	115	1196	74.8
Opponents		1045		393-919	.428	89-269	.331	170-259	.656	170	355	525	32.8	280	186	233	41	128	1045	65.3

Games played: 16
 Points/game: 74.8
 FG Pct: 46.9
 3FG Pct: 39.8
 FT Pct: 68.3

Rebounds/game: 35.3
 Assists/game: 13.4
 Turnovers/game: 14.6
 Assist/turnover ratio: 0.9
 Steals/game: 7.2
 Blocks/game: 4.0

2011-12 Vanderbilt Basketball
 Vanderbilt Opponent Game-by-Game (as of Jan 12, 2012)
 All games

OPPONENT STATISTICS

Opponent	Date	Score		Total		3-Pointers		Free throws		Rebounds				pf	a	t/o	blk	stl	pts	avg
				fg-fga	pct	3fg-fga	pct	ft-fta	pct	off	def	tot	avg							
OREGON	11/11/11	78-64	W	26-53	.491	6-20	.300	6-17	.353	11	28	39	39.0	24	15	20	5	4	64	64.0
CLEVELAND STATE	11/13/11	58-71	L	27-54	.500	5-17	.294	12-20	.600	10	26	36	37.5	21	13	16	4	15	71	67.5
BUCKNELL	11/15/11	80-68	W	24-51	.471	4-10	.400	16-20	.800	3	29	32	35.7	19	10	8	2	3	68	67.7
vs North Carolina State	11/19/11	86-79	W	31-62	.500	4-11	.364	13-22	.591	10	24	34	35.2	22	16	13	1	12	79	70.5
vs Oregon State	11/21/11	64-62	W	26-60	.433	2-14	.143	8-14	.571	13	18	31	34.4	12	14	17	6	15	62	68.8
MONMOUTH	11/25/11	95-73	W	26-58	.448	8-19	.421	13-17	.765	7	17	24	32.7	21	14	17	0	10	73	69.5
XAVIER	11/28/11	70-82	Lot	28-74	.378	6-15	.400	20-27	.741	25	29	54	35.7	17	8	15	4	8	82	71.3
at Louisville	12/2/11	60-62	Lot	25-60	.417	5-20	.250	7-11	.636	14	23	37	35.9	18	13	16	3	7	62	70.1
at Davidson	12/07/11	87-83	W	27-61	.443	5-22	.227	24-31	.774	12	20	32	35.4	22	15	10	3	8	83	71.6
INDIANA STATE	12/17/11	55-61	L	22-51	.431	10-21	.476	7-10	.700	4	25	29	34.8	14	14	15	1	8	61	70.5
LONGWOOD	12/19/11	99-71	W	26-59	.441	10-20	.500	9-10	.900	8	24	32	34.5	18	14	19	2	2	71	70.5
LAFAYETTE	12/21/11	89-58	W	23-54	.426	5-18	.278	7-8	.875	4	20	24	33.7	10	9	17	1	9	58	69.5
at Marquette	12/29/11	74-57	W	19-59	.322	3-15	.200	16-30	.533	15	20	35	33.8	19	12	14	1	7	57	68.5
MIAMI (OHIO)	1/2/12	69-62	W	26-55	.473	9-21	.429	1-1	1.000	9	22	31	33.6	16	9	14	1	7	62	68.1
AUBURN	1/7/12	65-35	W	15-55	.273	3-13	.231	2-10	.200	13	21	34	33.6	16	6	13	5	4	35	65.9
at South Carolina	1/10/12	67-57	W	22-53	.415	4-13	.308	9-11	.818	12	9	21	32.8	11	4	9	2	9	57	65.3
Opponents		1045		393-919	.428	89-269	.331	170-259	.656	170	355	525	32.8	280	186	233	41	128	1045	65.3
Vanderbilt		1196		418-891	.469	151-379	.398	209-306	.683	168	397	565	35.3	255	215	234	64	115	1196	74.8

Games played: 16
 Points/game: 65.3
 FG Pct: 42.8
 3FG Pct: 33.1
 FT Pct: 65.6

Rebounds/game: 32.8
 Assists/game: 11.6
 Turnovers/game: 14.6
 Assist/turnover ratio: 0.8
 Steals/game: 8.0
 Blocks/game: 2.6

2011-12 Vanderbilt Basketball
Vanderbilt Points-Rebounds-Assists (as of Jan 12, 2012)
All games

Opponent	Date	Score		01	02	03	05	11	12	23
				TINSLEY,BR	JOHNSON,KE	EZELI,FEST	GOULBOURNE	FULLER,KYL	SMART,JORD	JENKINS,JO
OREGON	11/11/11	78-64	w	13-2-3	4-0-3	DNP	5-4-0	0-1-2	DNP	24-4-2
CLEVELAND STATE	11/13/11	58-71	L	7-2-2	3-0-0	DNP	11-8-1	3-1-0	DNP	17-1-0
BUCKNELL	11/15/11	80-68	w	12-5-2	12-3-2	DNP	12-9-0	0-1-1	3-0-0	DNP
vs North Carolina State	11/19/11	86-79	w	14-2-4	0-2-2	DNP	15-5-1	0-1-1	DNP	28-2-0
vs Oregon State	11/21/11	64-62	w	9-2-2	2-0-2	DNP	9-9-2	0-1-0	DNP	14-3-0
MONMOUTH	11/25/11	95-73	w	16-1-1	6-2-1	DNP	7-10-1	2-1-4	2-0-0	18-3-1
XAVIER	11/28/11	70-82	L	4-2-7	2-2-3	DNP	18-7-1	0-0-0	DNP	20-7-0
at Louisville	12/2/11	60-62	L	8-3-5	0-1-0	DNP	11-8-0	DNP	DNP	27-2-1
at Davidson	12/07/11	87-83	w	8-5-1	5-2-3	15-6-0	3-7-1	DNP	DNP	22-3-2
INDIANA STATE	12/17/11	55-61	L	12-6-3	1-1-1	4-4-0	4-6-0	DNP	DNP	11-4-0
LONGWOOD	12/19/11	99-71	w	12-3-3	6-0-2	DNP	15-10-2	5-2-1	3-1-0	19-0-2
LAFAYETTE	12/21/11	89-58	w	7-5-10	6-2-1	DNP	15-4-0	4-4-4	0-0-0	27-1-4
at Marquette	12/29/11	74-57	w	11-2-8	0-2-4	8-7-0	13-16-2	0-1-0	DNP	14-3-1
MIAMI (OHIO)	1/2/12	69-62	w	11-2-4	4-1-2	2-7-1	9-4-2	DNP	DNP	26-1-0
AUBURN	1/7/12	65-35	w	12-3-6	0-0-2	4-8-0	3-5-1	2-0-1	0-1-0	17-4-1
at South Carolina	1/10/12	67-57	w	13-0-9	0-2-0	2-2-1	8-10-0	0-1-0	DNP	14-3-3

Opponent	Date	Score		24	33	34	35	44	45
				PARKER,DAI	TCHIENGANG	MOATS,SHEL	SIKAM,JAM	TAYLOR,JEF	ODOM,ROD
OREGON	11/11/11	78-64	w	0-1-0	4-3-0	DNP	DNP	21-11-4	3-8-2
CLEVELAND STATE	11/13/11	58-71	L	0-0-0	5-10-2	DNP	0-0-0	9-4-1	3-1-0
BUCKNELL	11/15/11	80-68	w	7-2-0	7-3-0	0-1-2	1-0-0	14-6-2	10-3-0
vs North Carolina State	11/19/11	86-79	w	3-1-0	6-11-1	DNP	DNP	17-8-5	3-1-0
vs Oregon State	11/21/11	64-62	w	2-0-2	9-5-1	0-0-1	DNP	13-8-2	4-0-0
MONMOUTH	11/25/11	95-73	w	10-3-3	DNP	3-6-0	1-0-0	16-2-5	4-3-0
XAVIER	11/28/11	70-82	L	0-0-0	3-4-2	DNP	DNP	18-5-2	2-1-0
at Louisville	12/2/11	60-62	L	0-1-1	1-5-1	DNP	DNP	11-6-2	2-2-0
at Davidson	12/07/11	87-83	w	0-0-0	0-0-0	0-0-1	DNP	30-4-0	4-4-0
INDIANA STATE	12/17/11	55-61	L	0-0-1	2-3-2	DNP	DNP	21-6-2	0-1-0
LONGWOOD	12/19/11	99-71	w	0-1-1	7-4-0	0-0-1	0-0-0	29-5-0	3-4-1
LAFAYETTE	12/21/11	89-58	w	2-0-1	2-9-0	5-3-0	0-0-0	16-4-1	5-3-0
at Marquette	12/29/11	74-57	w	0-1-1	4-0-0	0-0-0	0-0-0	19-4-1	5-2-0
MIAMI (OHIO)	1/2/12	69-62	w	0-0-1	6-4-0	DNP	DNP	11-5-3	0-1-0
AUBURN	1/7/12	65-35	w	6-1-0	0-5-0	DNP	0-1-0	16-5-1	5-6-0
at South Carolina	1/10/12	67-57	w	3-1-2	10-1-0	0-0-0	DNP	11-3-3	6-0-1

2011-12 Vanderbilt Basketball
Vanderbilt Game-by-Game Highs (as of Jan 12, 2012)
All games

Opponent	Date	Score	Points	Rebounds	Assists	Steals	Blocked shots
OREGON	11/11/11	78-64	24-JENKINS, John	11-TAYLOR, Jeffery	4-TAYLOR, Jeffery	5-TAYLOR, Jeffery	2-TCHIENGANG, Ste GOULBOURNE, La
CLEVELAND STATE	11/13/11	58-71	17-JENKINS, John	10-TCHIENGANG, St	2-TCHIENGANG, Ste TINSLEY, Brad	3-GOULBOURNE, La	1-GOULBOURNE, La TCHIENGANG, Stev PARKER, Dai-Jon
BUCKNELL	11/15/11	80-68	14-TAYLOR, Jeffery	9-GOULBOURNE, La	4-HENDERSON, Jos	2-PARKER, Dai-Jon	1-PARKER, Dai-Jon TINSLEY, Brad GOULBOURNE, La
vs North Carolina State	11/19/11	86-79	28-JENKINS, John	11-TCHIENGANG, St	5-TAYLOR, Jeffery	2-TAYLOR, Jeffery JENKINS, John JOHNSON, Kedren	1-JENKINS, John
vs Oregon State	11/21/11	64-62	14-JENKINS, John	9-GOULBOURNE, La	2-GOULBOURNE, La JOHNSON, Kedren PARKER, Dai-Jon TAYLOR, Jeffery TINSLEY, Brad	2-GOULBOURNE, La TAYLOR, Jeffery	1-ODOM, Rod TAYLOR, Jeffery
MONMOUTH	11/25/11	95-73	18-JENKINS, John	10-GOULBOURNE, L	5-TAYLOR, Jeffery	2-GOULBOURNE, La FULLER, Kyle	1-PARKER, Dai-Jon JOHNSON, Kedren
XAVIER	11/28/11	70-82	20-JENKINS, John	7-GOULBOURNE, La JENKINS, John	7-TINSLEY, Brad	2-JENKINS, John TINSLEY, Brad	2-GOULBOURNE, La TCHIENGANG, Stev TAYLOR, Jeffery JENKINS, John
at Louisville	12/2/11	60-62	27-JENKINS, John	8-GOULBOURNE, La	5-TINSLEY, Brad	4-TAYLOR, Jeffery	1-GOULBOURNE, La TCHIENGANG, Stev
at Davidson	12/07/11	87-83	30-TAYLOR, Jeffery	7-GOULBOURNE, La	3-JOHNSON, Kedren	2-ODOM, Rod	2-TAYLOR, Jeffery EZELI, Festus
INDIANA STATE	12/17/11	55-61	21-TAYLOR, Jeffery	6-GOULBOURNE, La TAYLOR, Jeffery TINSLEY, Brad	3-TINSLEY, Brad	2-TAYLOR, Jeffery TINSLEY, Brad	1-ODOM, Rod EZELI, Festus TCHIENGANG, Stev TINSLEY, Brad
LONGWOOD	12/19/11	99-71	29-TAYLOR, Jeffery	10-GOULBOURNE, L	3-TINSLEY, Brad	2-JENKINS, John FULLER, Kyle TINSLEY, Brad	2-GOULBOURNE, La
LAFAYETTE	12/21/11	89-58	27-JENKINS, John	9-TCHIENGANG, Ste	10-TINSLEY, Brad	3-GOULBOURNE, La	1-TAYLOR, Jeffery PARKER, Dai-Jon
at Marquette	12/29/11	74-57	19-TAYLOR, Jeffery	16-GOULBOURNE, L	8-TINSLEY, Brad	3-GOULBOURNE, La	3-GOULBOURNE, La
MIAMI (OHIO)	1/2/12	69-62	26-JENKINS, John	7-EZELI, Festus	4-TINSLEY, Brad	2-GOULBOURNE, La JOHNSON, Kedren	4-EZELI, Festus
AUBURN	1/7/12	65-35	17-JENKINS, John	8-EZELI, Festus	6-TINSLEY, Brad	3-GOULBOURNE, La	2-EZELI, Festus GOULBOURNE, La
at South Carolina	1/10/12	67-57	14-JENKINS, John	10-GOULBOURNE, L	9-TINSLEY, Brad	1-JENKINS, John TCHIENGANG, Stev GOULBOURNE, La TAYLOR, Jeffery	1-EZELI, Festus GOULBOURNE, La