



Game 18/RV/RV VANDERBILT (13-4, 3-0) vs. RV/RV ALABAMA (13-4, 2-1)
Thurs., Jan. 19, 2012 - 6 p.m. CST
Tuscaloosa, Ala. - Coleman Coliseum (15,316)
Radio: Vanderbilt Radio Network from IMG College, vucommadores.com, XM 199
Radio Talent: Joe Fisher (pxp), Tim Thompson (analyst)
TV: ESPN2
TV Talent: Rece Davis (pxp), Hubert Davis (analyst)
Live Stream: ESPN3
Live Stats: vucommadores.com
Twitter Updates: @VandyMBB

Vanderbilt Athletic Communications

2601 Jess Neely Drive, Nashville, TN 37212
 phone: 615-322-4121
 www.vucommadores.com

VANDERBILT SCHEDULE/RESULTS

NOVEMBER					
Date	VU	Opp	Opponent	Time/Result	TV/Rec.
Nov. 7	7/7	-	Xavier (La.)	W, 102-62	
<i>Exhibition</i>					
Nov. 11	7/7	-	Oregon	W, 78-64	1-0
Nov. 13	7/7	-	Cleveland State	L, 58-71	1-1
<i>TicketCity Legends Classic - Regional Round</i>					
Nov. 15	18/20	-	Bucknell	W, 80-68	2-1
<i>TicketCity Legends Classic - Regional Round</i>					
Nov. 19	18/20	-	NC State	W, 86-79	3-1
<i>TicketCity Legends Classic - Finals - East Rutherford, N.J.</i>					
Nov. 21	18/20	-	Oregon St.	W, 64-62	4-1
<i>TicketCity Legends Classic - Finals - East Rutherford, N.J.</i>					
Nov. 25	18/22	-	Monmouth	W, 95-73	5-1
Nov. 28	18/20	12/12	Xavier	L, 70-82 OT	5-2

DECEMBER

Date	VU	Opp	Opponent	Time	TV
Dec. 2	20/19	6/6	Louisville	L, 60-62	5-3
Dec. 7	RV/RV	-	Davidson	W, 87-83	6-3
Dec. 17	25/25	-	Indiana State	L, 55-61	6-4
Dec. 19	RV/RV	-	Longwood	W, 99-71	7-4
Dec. 21	RV/RV	-	Lafayette	W, 89-58	8-4
Dec. 29	-	13/14	Marquette	W, 74-57	9-4

JANUARY

Date	VU	Opp	Opponent	Time	TV
Jan. 2	RV/RV	-	Miami (Ohio)	W, 69-62	10-4
Jan. 7	RV/RV	-	Auburn*	W, 65-35	11-4
Jan. 10	RV/RV	-	South Carolina*	W, 67-57	12-4
Jan. 14	RV/RV	-	Georgia*	W, 77-66	13-4
Jan. 19	RV/RV	RV/RV	Alabama*	6 p.m.	ESPN2
Jan. 21	RV/RV	18/15	Mississippi St.*	6 p.m.	ESPN/ESPN2
Jan. 24	-	-	Tennessee*	6 p.m.	ESPNU
Jan. 28	-	-	MTSU	1 p.m.	none
Jan. 31	-	-	Arkansas*	8 p.m.	ESPN

FEBRUARY



Date	VU	Opp	Opponent	Time	TV
Feb. 4	-	-	Florida*	12 p.m.	CBS
Feb. 8	-	-	LSU*	8 p.m.	CSS
Feb. 11	-	-	Kentucky*	8 p.m.	ESPN
<i>ESPN College Gameday Driven By State Farm</i>					
Feb. 16	-	-	Ole Miss*	8 p.m.	ESPN/ESPN2
Feb. 19	-	-	Georgia*	12 p.m.	FSN
Feb. 22	-	-	South Carolina*	7 p.m.	SECN
Feb. 25	-	-	Kentucky*	11 a.m.	CBS
Feb. 28	-	-	Florida*	8 p.m.	ESPN

MARCH

Date	VU	Opp	Opponent	Time	TV
Mar. 3	-	-	Tennessee*	3 p.m.	ESPN
Mar. 8-11	-	-	SEC Tournament	SEC Network/ABC	
<i>New Orleans Arena, New Orleans, La.</i>					

ALL TIMES CENTRAL
 RANKINGS: AP/ESPN
 *SEC GAME






GAME INFORMATION

	<p>SERIES INFORMATION</p>	
<p>2011-12 Record: 13-4, 3-0 SEC Head Coach: Kevin Stallings Career Record: 372-215 (18) VU Record: 249-152 (13)</p> <p>2011-12 STATISTICAL LEADERS Points: John Jenkins (19.8) Rebounds: Lance Goulbourne (7.5) Assists: Brad Tinsley (4.4) Blocks: Festus Ezeli (1.4)</p>	<p>Series Record: Alabama leads the all-time series, 65-64. Last Meeting: VU won the last meeting, 81-77, on 2/10/2011, at Memorial Gym. Record at Vanderbilt: VU leads 40-18. Record at Alabama: Ala. leads 43-19. Record at Neutral Site: VU leads 5-4. Coach Stallings vs. Ala.: Coach Stallings is 9-6 against Alabama.</p>	<p>2011-12 Record: 13-4, 2-1 SEC Head Coach: Anthony Grant Career Record: 129-56 (6) Alabama Record: 55-31 (3)</p> <p>2011-12 STATISTICAL LEADERS Points: Tony Mitchell (14.5) Rebounds: Tony Mitchell (7.5) Assists: Trevor Releford (3.2) Blocks: Tony Mitchell (1.5)</p>

QUICK HITTERS

- ★ Vanderbilt won their seventh consecutive game with a 77-66 victory over Georgia Saturday at Memorial Gym. John Jenkins led a balanced Commodore attack with 18 points, with Jeffery Taylor adding 16 points, and Lance Goulbourne chipping in 13 points.
- ★ The Commodores moved to 3-0 in the SEC for the second time in the Kevin Stallings' era - the Commodores started 5-0 in league play to begin the 2009-10 campaign.
- ★ In the seven-game win streak, Vanderbilt is only allowing 58.0 points per game, a 39.1% opponent field goal percentage, and opponents to shoot 33.1% from three. Vanderbilt also has a rebounding margin of +5.6 in the last seven games. The current starting five - Tinsley, Jenkins, Taylor, Goulbourne, and Ezeli, are shooting a combined 55% from the field (143-260).
- ★ In the last five games, Vanderbilt is outscoring opponents by an average of 15.0 points and shooting 48.5% from the floor and 46.2% from three.
- ★ VU shot 51.2% from the floor, sixth time this season the Commodores have shot 50% or better in a game. The Commodores are 6-0 in those contests.
- ★ Four of Vanderbilt's starters are hovering around 50% from the floor - Jenkins (48.4%), Taylor (54.0%), Tinsley (50.0%), and Goulbourne (51.3%).
- ★ The Commodores sport the leading scorer in all games (John Jenkins, 19.8 ppg) and the third-leading scorer (Jeffery Taylor, 16.9 ppg) in the SEC. Jenkins also paces the league and nation in three's made at 3.9 per game.
- ★ John Jenkins was 3 for 11 (27.3%) from beyond-the-arc against Georgia. It's his seventh consecutive game making 3 or more 3FG, his 12th this season, and 43rd in his career.
- ★ Jenkins has scored in double-digit figures in 49 consecutive games, 68 in his career.
- ★ Taylor scored in double figures for the 16th time this season against Georgia, and the 88th time in his career. Goulbourne reached double digits for the eighth time this season.

VANDERBILT PROBABLE STARTERS

BRAD TINSLEY	JOHN JENKINS	JEFFERY TAYLOR	LANCE GOULBOURNE	FESTUS EZELI
#1	#23	#44	#5	#3
Senior, Guard 6' 3" 210 lbs. Oregon City, Ore.	Junior, Guard 6' 4" 215 lbs. Hendersonville, Tenn.	Senior, Forward 6' 7" 225 lbs. Norrkoping, Sweden	Senior, Forward 6' 8" 225 lbs. Brooklyn, N.Y.	Senior, Center 6' 11" 255 lbs. Benin City, Nigeria
				
'11-12 Avgs Pts: 10.3 Rebs: 2.9 Asst: 4.4 FG%: 50.0 3FG%: 45.5	'11-12 Avgs Pts: 19.8 Rebs: 2.8 Asst: 1.1 FG%: 48.4 3FG%: 44.7	'11-12 Avgs Pts: 16.9 Rebs: 5.6 Asst: 2.1 FG%: 54.0 3FG%: 45.0	'11-12 Avgs Pts: 10.1 Rebs: 7.5 Blks: 1.1 FG%: 51.3 3FG%: 33.3	'11-12 Avgs Pts: 6.3 Rebs: 5.1 Blks: 1.4 FG%: 43.3 3FG%: 0.0

VANDERBILT ATHLETIC COMMUNICATIONS

2601 Jess Neely Drive, Nashville, TN 37212
phone: 615-322-4121

INTERVIEW POLICY

Vanderbilt head coach Kevin Stallings and selected Vanderbilt players will be available to the media before practice on a weekly basis during the non-conference season, and bi-weekly during the SEC season.

The times for those media sessions will be emailed to media members in advance of those pre-practice interviews.

Media may photograph the first 20 minutes of practice. All practices are closed to the public.

POSTGAME INTERVIEW POLICY

Vanderbilt head coach Kevin Stallings will enter the Memorial Gym interview room after the NCAA-mandated 10-minute cooling off period, followed by Vanderbilt players.

Visiting coach and player interviews will be at the discretion of the visiting SID.

SEC TELECONFERENCE

Vanderbilt head coach Kevin Stallings and the 11 other SEC coaches will be available on a Monday teleconference January 2-March 5. Details on the teleconference will be released by the SEC Office via email to media members a day before the teleconference.

Order of Appearance (All Times Central):

- 10:00 a.m. Kevin Stallings, Vanderbilt
- 10:07 a.m. Billy Donovan, Florida
- 10:14 a.m. Darrin Horn, S. Carolina
- 10:21 a.m. Mark Fox, Georgia
- 10:28 a.m. Trent Johnson, LSU
- 10:35 a.m. John Calipari, Kentucky
- 10:42 a.m. Cuonzo Martin, Tennessee
- 10:49 a.m. Mike Anderson, Arkansas
- 10:56 a.m. Anthony Grant, Alabama
- 11:03 a.m. Tony Barbee, Auburn
- 11:10 a.m. Andy Kennedy, Ole Miss
- 11:17 a.m. Rick Stansbury, Miss. St.

VUCOMMODORES.COM

The official website of Vanderbilt athletics, vucommo-
dore.com, includes pregame notes, season statistics, videos of press conferences and meetings with the media, live stats, twitter feeds, and streaming audio and video of everything that is Commodore athletics.

@VANDYMBB

The official Twitter feed of Vanderbilt men's basketball, follow the latest information and get breaking news on Commodore basketball.

MORE ON THE ALABAMA SERIES

★ Thursday's meeting with the Crimson Tide will be the 130th in the all-time series, with Alabama holding a 65-64 advantage in the series.

★ The first meeting between the two schools came in the 1923-24 season in Tuscaloosa (Alabama win, 26-25).

★ Vanderbilt has won the last two games in the series, winning 65-64 in Tuscaloosa on January 13, 2010, and in Nashville last season, 81-77, on February 10, 2011.

★ Coach Stallings is 9-6 all-time against the Crimson Tide and 2-4 against Alabama at Coleman Coliseum.

★ The last three meetings in Tuscaloosa have been settled by three points (Alabama win, 77-74, 2006), five points (overtime Alabama win, 78-73, 2008), and one point (Vanderbilt win, 65-64, 2010), respectively.

★ Vanderbilt's John Jenkins and Alabama's JaMychal Green each played on the World University games team this summer in China.

	VU		ALA	
	All	SEC	All	SEC
Record	13-4	3-0	13-4	2-1
Scoring Offense	74.9	69.7	66.8	65.0
Scoring Defense	65.4	52.7	55.7	56.0
Scoring Margin	+9.5	+17.0	+11.1	+9.0
FG%	.471	.508	.470	.503
FG% Defense	.425	.358	.368	.388
3FG%	.396	.470	.271	.263
3FG% Defense	.328	.283	.257	.250
Free Throw %	.683	.676	.713	.781
Rebounding	35.3	34.7	35.8	34.7
Rebounding Margin	+2.8	+7.3	+3.1	+7.0
Turnovers/game	14.4	13.3	12.5	14.0
Opponent Turnovers	14.2	10.3	13.8	12.0
Steals	6.9	4.7	7.1	6.0
Blocks	4.1	4.3	4.6	3.3

MORE ON ALABAMA

The Crimson Tide, under third-year head coach Anthony Grant, is one of the stingiest defensive clubs in the nation, allowing only 55.7 points per game in all games and opponents to shoot only 36.8% from the floor. Tony Mitchell leads the team in scoring (14.5) and rebounding (7.5), with JaMychal Green (14.2) and Trevor Releford (12.5) also averaging double-figures.

TEAM NOTES

MORE QUICK HITERS

★ Taylor is fourth in the SEC in field goal percentage (.536), and has made more field goals per game than any other player (6.4).

★ Vanderbilt is the only team in the SEC that sports three 1,000-point scorers in John Jenkins, Jeffery Taylor, and Brad Tinsley.

★ In SEC play, the Commodores rank first in scoring defense (52.7), scoring margin (+17.0), field goal percentage (.508), field goal percentage defense (.358), 3-point field goal percentage (.470), and threes made (10.33).

★ Vanderbilt was 30-44 from the free throw line in the game against Georgia, the most makes and attempts at the free throw line since a win over Belmont on December 4, 2010, when the Commodores were 35-45 from the free throw line.

COACH STALLINGS COACHED HIS 400TH GAME AT VANDERBILT AGAINST SOUTH CAROLINA

Vanderbilt head coach Kevin Stallings coached in his 400th career game at Vanderbilt and the Commodores rewarded him with a 67-57 victory in Columbia, S.C., Tuesday night. Stallings is in his 13th season and is Vanderbilt's second winningest coach in Commodore history with 249 career victories. Overall, Stallings is in his 18th season and has a career record of 372-215.

THREE 1,000-POINT SCORERS

Brad Tinsley scored 16 points against Monmouth and became the 43rd person to eclipse the 1,000-point barrier, and the second VU player this season to accomplish the feat. John Jenkins recently surpassed the 1,000-point mark to become the 42nd player earlier this year against Cleve-

MEDIA AVAILABILITY SCHEDULE - JANUARY 15-28

SUNDAY 1/15 Off	MONDAY 1/16 No Availability	TUESDAY 1/17 Availability 3 p.m.	WEDNESDAY 1/18 No Availability	THURSDAY 1/19 6 p.m. At Alabama	FRIDAY 1/20 Availability 2:45 p.m.	SATURDAY 1/21 6 p.m. Miss. St.
SUNDAY 1/22 No Availability	MONDAY 1/23 Availability 2:45 p.m.	TUESDAY 1/24 6 p.m. Tennessee	WEDNESDAY 1/25 No Availability	THURSDAY 1/26 Availability 3 p.m.	FRIDAY 1/27 No Availability	SATURDAY 1/28 1 p.m. MTSU



land State. Jeffery Taylor is the third player in this year's starting lineup who has 1,000 points - he became the 41st player in Vanderbilt history to surpass the 1,000-point barrier last season.

The 'Dores are the only team in the SEC with three 1,000-point scorers.

THREE ON WOODEN PRESEASON WATCH LIST

The Commodores' Festus Ezeli, John Jenkins, and Jeffery Taylor are three of 50 players on the preseason Wooden Award Preseason Watch List - Vanderbilt, North Carolina, and Ohio State are the only three teams in the country with three players on the list.

TINSLEY A BOB COUSY AWARD NOMINEE

Senior point guard Brad Tinsley has been nominated for the Bob Cousy Award, an honor given to the nation's top point guard. Tinsley is averaging 10.6 points, 2.8 rebounds, and 4.4 assists per game for the season. Tinsley leads the SEC in assists in SEC games only with 7.5 assists per game.

'DORES STRENGTH OF SCHEDULE REMAINS STRONG

In the latest RPI Ratings on RealTimeRPI.com, Vanderbilt is ranked 22nd in Strength of Schedule, the strongest SOS in the SEC, and has an RPI of 32.

LOOKING FOR THREE CONSECUTIVE NCAA TOURNAMENTS

The Commodores have appeared in two consecutive NCAA Tournaments, and are seeking a third consecutive berth for the first time in the program's history.

VANDERBILT AND THE SEC

Vanderbilt is in its 78th season in the Southeastern Conference and has a career record of 643-633 against current members of the SEC.

NEXT UP FOR COMMODORES

The Commodores travel to Alabama on January 19 (6 p.m., ESPN2), and then return home to take on Mississippi State at Memorial Gym on Saturday, January 21 (6 p.m., ESPN).

2011-12 VS. RANKED OPPONENTS

Vanderbilt are 1-2 against ranked opponents this year after defeating Marquette on December 29 in Milwaukee, 74-57. Vanderbilt's two losses have come in overtime to Xavier (82-70, November 28) and at Louisville (62-60, December 2).

RECORD AGAINST RANKED OPPONENTS

Vanderbilt has an 86-208 record all-time against ranked opponents, and a 59-69 record against ranked opponents at home. In the Stallings era, Vanderbilt is 32-53 against ranked foes. In 2010-11, Vanderbilt was 3-4 against ranked opponents and 0-3 in road contests.

'DORES MOVING UP ALL-TIME LISTS

Vanderbilt current players and Vanderbilt's all-time lists:

Player	Category	Position
Jeffery Taylor	Scoring	9th (1,604)
Jeffery Taylor	Steals	10th (126)
Jeffery Taylor	Free Throws Made	7th (402)
Jeffery Taylor	Free Throws Att.	4th (570)
John Jenkins	Scoring	23rd (1,281)
John Jenkins	3's Made	7th (235)
John Jenkins	3's Attempted	T-9th (535)
John Jenkins	3FG %	3rd (.439)
John Jenkins	FT%	T-3rd (.862)
Brad Tinsley	Scoring	35th (1,104)
Brad Tinsley	FT%	9th (.829)
Brad Tinsley	Assists	7th (409)
Brad Tinsley	Assists/game	5th (3.55)
Festus Ezeli	Blocks	1st (162)
Festus Ezeli	Blocks/game	1st (1.59)

Taylor is also on the verge of entering the top 10 in rebounding with 647 (10th is Ben Rowan, 666).

COMMODORES ON TELEVISION

Vanderbilt will appear on television 25 times in the regular season, with 17 slated for national broadcasts. The 'Dores' next television game will be January 19 against Alabama at 6 p.m. CT

NATIONAL POLLS

AP TOP 25 - WEEK 11

1	Syracuse (60)	19-0	1,619
2	Kentucky (4)	17-1	1,558
3	Baylor (1)	17-0	1,503
4	Duke	15-2	1,380
5	Missouri	16-1	1,335
6	Ohio State	16-3	1,312
7	Kansas	14-3	1,218
8	North Carolina	15-3	1,172
9	Michigan State	15-3	1,119
10	Georgetown	14-3	884
11	Indiana	15-3	858
12	Murray State	18-0	825
13	Connecticut	14-3	807
14	UNLV	16-3	651
15	Virginia	14-2	649
16	San Diego State	15-2	621
17	Florida	14-4	596
18	Mississippi State	15-3	590
19	Creighton	16-2	471
20	Michigan	14-4	461
21	Marquette	14-4	278
22	Illinois	15-3	257
23	Louisville	14-4	208
24	Saint Mary's	17-2	167
25	Kansas State	12-4	102

Others Receiving Votes

Vanderbilt 101, Wisconsin 90, Seton Hall 79, Gonzaga 64, New Mexico 61, Harvard 22, Cincinnati 17, Stanford 16, West Virginia 16, Alabama 10, Wichita State 3, Iona 2, Florida State 1, Northwestern 1, Wagner 1

ESPN/USA TODAY POLL - WEEK 11

1	Syracuse (31)	19-0	775
2	Kentucky	17-1	742
3	Baylor	17-0	714
4	Duke	15-2	654
5	Missouri	16-1	629
6	Ohio State	16-3	619
7	Kansas	14-3	591
8	North Carolina	15-3	569
9	Michigan State	15-3	509
10	Murray State	18-0	449
11	Connecticut	14-3	416
12	Georgetown	14-3	410
13	Indiana	15-3	358
14	Florida	14-4	304
15	Mississippi State	15-3	288
16	San Diego State	15-2	282
17	Virginia	14-2	269
18	Creighton	16-2	260
19	Michigan	14-4	259
20	UNLV	16-3	252
21	Louisville	14-4	130
22	Marquette	14-4	119
23	Saint Mary's	17-2	100
24	Harvard	15-2	61
25	Illinois	15-3	58

Others Receiving Votes

Vanderbilt 47, Kansas State 46, New Mexico 41, Wisconsin 27, Middle Tennessee 21, Gonzaga 21, Seton Hall 16, West Virginia 13, Wichita State 13, Alabama 7, Nevada 3, California 2, Brigham Young 1

(ESPN2). In fact, VU has only one more game not scheduled for television (MTSU, Jan. 28).

TV RECORD

After the win over South Carolina on January 10, Vanderbilt is now 6 (Oregon, Lafayette, Marquette, Auburn, South Carolina, Georgia)-4 (Cleveland State, Xavier, Louisville, Indiana State) in games played on television. The Commodores have played three games exclusively on ESPN3 (N.C. State, Oregon State, Davidson), and are 3-0 in those games.

TOUGH SCHEDULE

- ★ The 2011-12 slate of games may be one of the most difficult the Commodores have ever faced and one that could see the Commodores take on as many as 13 teams that participated in postseason play a year ago.
- ★ The home schedule includes the season opener against Pac-12 member Oregon (November 11) and a matchup with perennial NCAA tournament stalwart and Atlantic 10 member Xavier on November 28. VU travelled to Louisville, also ranked in the preseason top 10, as part of the Big East/SEC Invitational on December 2nd, and will also host the ESPN Gameday franchise for the first time from Memorial Gym on February 11 against Kentucky.
- ★ Other NCAA Tournament teams on this year's non-conference schedule - Bucknell (Nov. 19), Indiana State (Dec. 17), and Marquette (Dec. 29).

3-POINT STREAK CONTINUES THROUGH 25TH SEASON; VU ONE OF THREE TEAMS TO HIT A TREY IN EVERY GAME SINCE 1986-87 SEASON

Vanderbilt has made a 3-pointer in 813 consecutive games, a streak which began at the inception of the 3-point line in 1986-87. The Commodores rank second only to UNLV (826) for the longest streak in Division I basketball. Vanderbilt, UNLV and Princeton (714) are the only three schools in college basketball to have made at least one 3-pointer in every game played since the 3-point line was implemented.

COMMODORES SELL OUT OF SEASON TICKETS FOR FIFTH CONSECUTIVE SEASON

Vanderbilt's games at Memorial Gym will once again be a hot ticket, with the 10,000+ season tickets allotted gone. Single-game sales are extremely limited - for more information, call the McGugin Center ticket office at 615-322-GOLD.

VANDERBILT ATHLETIC SUCCESS IN 2011

During this calendar year, Vanderbilt is one of only eight schools in the country, and one of two in the SEC, that had its baseball team and men's and women's basketball teams in the NCAA Tournament and its football team qualify for a bowl game. Georgia is the other school from the SEC to accomplish the feat. Other schools that join Vanderbilt include Florida State, Kansas State, North Carolina, Texas, future SEC member Texas A&M, and UCLA.

SPECIALTY STATS

Opponent	T/O	2ndCh	Paint	FastB	Bench	Ties	Leads	WL	Score	Leads overcome
Oregon	24	18	32	6	11	2	2	W	78-64	trailed by 6 1st-12:18
Cleveland St.	20	7	20	8	9	0	0	L	58-71	
Bucknell	8	11	26	8	35	1	5	W	80-68	trailed by 3 1st-16:40
NC State	15	6	22	6	6	1	4	W	86-79	trailed by 2 2nd-07:58
Oregon State	15	11	28	6	10	5	5	W	64-62	trailed by 3 1st-13:40
Monmouth	25	12	36	10	34	0	1	W	95-73	trailed by 2 1st-19:41
Xavier	8	9	36	10	7	4	6	L	70-82	lost 10 2nd-17:07
Louisville	15	9	12	4	2	6	6	L	60-62	lost 9 2nd-08:49
Davidson	11	14	42	7	24	2	1	W	87-83	trailed by 8 1st-12:27
Indiana State	18	9	20	6	7	1	3	L	55-61	lost 8 2nd-06:31
Longwood	21	15	42	10	17	0	1	W	99-71	trailed by 1 1st-18:10
Lafayette	25	10	34	2	22	0	1	W	89-58	never trailed
Marquette	16	16	20	8	13	0	1	W	74-57	trailed by 2 1st-19:05
Miami (Ohio)	19	9	22	2	6	2	4	W	69-62	trailed by 4 1st-7:59
Auburn	15	11	10	0	13	1	2	W	65-35	trailed by 2 1st-18:18
South Carolina	9	12	14	8	19	2	3	W	67-57	trailed by 2 1st-19:32
Georgia	14	7	32	2	15	5	5	W	77-66	trailed by 6 1st-17:31
Totals	278	186	448	103	250	28	43			
Avg/Game	16.4	10.9	26.4	6.1	14.7	1.6	2.5			
Opponent	261	179	492	90	314	27	39			
Avg/Game	15.4	10.5	28.9	5.3	18.5	1.6	2.3			
Home Game										

VANDERBILT RADIO NETWORK

FISHER, THOMPSON COURTSIDE TO CALL ACTION ON VANDERBILT RADIO NETWORK FROM IMG COLLEGE

Joe Fisher and Tim Thompson are back at courtside this season, describing the action of every Commodore game to Vanderbilt followers throughout the Southeast.

Fisher, the Voice of the Commodores, will anchor Vanderbilt play-by-play for the 14th consecutive year.

A Nashville native, Fisher also handles the play-by-play broadcasting duties for Commodore football and a select number of baseball games. He also serves as the Director of Broadcasting for Vanderbilt Student Athletics.

Prior to working for Vanderbilt, Fisher served as a television sports anchor in the Nashville market (1987-1996), with stints at WSMV-4 and WKRN-2. He also worked in the public relations field for two years.

Thompson, who is in his 11th year providing color commentary, played for Vanderbilt from 1975-79, receiving the Outstanding Leader and Civitan Sportsmanship Awards. He currently works with Nike College Sports Marketing.

Broadcast Engineer Bob Horner is in his 30th year courtside producing broadcasts of Commodore basketball. During his tenure, Horner has worked more than 750 games for Vanderbilt.

The broadcasts are produced by IMG College, the exclusive multi-media rightsholder for Vanderbilt. Jeff Miller is the general manager.

Radio Affiliates

WRQQ 97.1 FM	Nashville*
WSLV 1110-AM	Ardmore, Ala.
WQSV 7900-AM	Ashland City
WDOD 1310-AM	Chattanooga
WKFN 540-AM	Clarksville
WEKR 1240-AM	Fayetteville
WJJM 1490-AM	Lewisburg
WMSR 1320-AM	Manchester
KWAM 990-AM	Memphis
WCDT 1340-AM	Winchester

* Commodore Flagship Station

Blocked Shots

In a Career

(Since 1979-80, min. 50 games)

PLAYER, YEARS	G	BS	BPG
1. Festus Ezeli, 2008-Present	102	162	1.59
2. Will Perdue, 1984, 86-88	104	157	1.51
3. A.J. Ogilvy, 2007-10	96	145	1.51
4. Julian Terrell, 2003-06	124	116	0.94
5. Chris Woods, 1992-95	121	108	0.89

Per Game In a Career

(Since 1979-80, min. 50 games)

PLAYER, YEARS	G	BS	BPG
1. Festus Ezeli, 2008-Present	102	162	1.59
t2. A.J. Ogilvy, 2007-10	96	145	1.51
t2. Will Perdue, 1984, 86-88	104	157	1.51
4. Julian Terrell, 2003-06	124	116	0.94
5. Chris Woods, 1992-95	121	108	0.89

Points Scored

Career

PLAYER, YEARS	POINTS
1. Shan Foster, 2005-08	2,011
2. Matt Freije, 2001-04	1,891
3. Phil Cox, 1982-85	1,724
4. Ronnie McMahan, 1992-95	1,719
5. Mike Rhodes, 1978-81	1,699
6. Clyde Lee, 1964-66	1,691
7. Drew Maddux, 1995-98	1,689
8. Charles Davis, 1977-81	1,675
9. Jeffery Taylor, 2008-present	1,604
10. Jeff Fosnes, 1973-76	1,579
11. Tom Hagan, 1967-69	1,514
12. Barry Goheen, 1986-89	1,509
13. Dan Langhi, 1997-2000	1,502
14. A.J. Ogilvy, 2007-10	1,468
15. Scott Draud, 1987-91	1,466
16. Bobby Thym, 1954-57	1,403
17. Kevin Anglin, 1990-93	1,389
18. Billy McCaffrey, 1993-94	1,359
19. Butch Feher, 1973-76	1,345
20. Terry Compton, 1972-74	1,326
21. Frank Seckar, 1993-96	1,317
22. Barry Booker, 1986-89	1,310
23. Will Perdue, 1984-88	1,281
23. John Jenkins, 2009-present	1,281
25. Jeff Turner, 1981-84	1,271
26. Jermaine Beal, 2006-10	1,253
27. Thorpe Weber, 1969-71	1,209
28. Al Rochelle, 1954-57	1,206
29. Jim Henry, 1956-59	1,198
30. Joe Ford, 1973-76	1,193
31. Billy Joe Adcock, 1947-50	1,190
32. Brett Burrow, 1983-86	1,149
33. Babe Taylor, 1953-56	1,144
34. Mario Moore, 2003-2006	1,137
35. Brad Tinsley, 2008-present	1,104
36. Bruce Elder, 1991-93	1,086
37. Bo Wyenandt, 1966-68	1,078
38. Todd Milholland, 1989-92	1,053
39. Dan Finch, 1952-54	1,045
40. Sam Howard, 1999-2002	1,042
41. Austin Bates, 1994-98	1,020

3-Point Field Goals Made

In a Career

PLAYER, YEARS	3FGM	3FGA	PCT.
1. Shan Foster, 2005-08	367	872	.421
2. Ronnie McMahan, 1992-95	296	774	.382
3. Scott Draud, 1987-88, 90-91	288	657	.438
4. Frank Seckar, 1993-96	278	675	.419
5. Sam Howard, 1998-2002	238	653	.364
6. Barry Booker, 1986-89	246	535	.460
7. John Jenkins, 2009-present	235	535	.439
8. Drew Maddux, 1994-98	226	641	.353
9. Mario Moore, 2003-06	197	559	.352
10. Matt Freije, 2000-04	183	515	.355

3FG %

In a Career (Min. 90 3FGA)

PLAYER, YEARS	G	A	APG
1. Barry Booker, 1986-89	246	535	.460
2. Billy McCaffrey, 1993-94	141	316	.446
3. John Jenkins, 2009-present	235	535	.439
4. Scott Draud, 1987-88, 90-91	288	657	.438
5. Dan Cage, 2004-07	164	385	.426
6. Aaron Beth, 1991-94	38	90	.422
7. Shan Foster, 2005-08	367	872	.421
8. Derrick Wilcox, 1987-90	114	271	.421
9. Frank Seckar, 1993-96	278	675	.419

MEMORIAL GYM IN ITS 60TH SEASON

- ★ The Commodores are now in their 60th season in the Southeastern Conference's oldest facility for basketball. Vanderbilt has an all-time record of 717-193 in its 60 years of existence.
- ★ In 2010-11, the Commodores finished 14-3, averaged 80.3 points per game, and shot 49.1% from the floor. Vanderbilt also made 8.4 3's per game, shot 41.9% from beyond-the-arc, and outrebounded opponents by a margin of +4.7. VU also shot 77.4% from the FT line at Memorial Gym.
- ★ Vanderbilt has won 130 of its last 140 home games against non-conference opponents.
- ★ Since the 1990 season, Vanderbilt owns a 176-18 non-conference record at home (.914 win percentage).
- ★ The Commodores are 110-11 against non-conference opponents at home during the Kevin Stallings era.

INTERNATIONAL FLAVOR

The Commodores sport a very wordly roster, with players from four different countries. Festus Ezeli is from Nigeria, Jeffery Taylor is from Sweden, and Steve Tchiengang and James Siakam are from Cameroon. The rest of the team hails from the United States.

NEW ADDITIONS

The Commodores will welcome guards Dai-Jon Parker (6'4, Baton Rouge, La.) and Kedren Johnson (6'4, Lewisburg, Tenn.), as well as forward Shelby Moats (6'7, Waconia, Minn.) to the fold this season. Despite the return of five returning starters, each will push for playing time. Center Josh Henderson and forward James Siakam, who each redshirted last year, are also eligible for the Commodores. Henderson is out until March with a stress fracture in his foot.

PLAYER NOTES (SEE MUCH MORE IN BIO PAGES)

ORIGINAL STARTING LINEUP

- The Commodores used their preseason-projected starting lineup for the second time of the season against South Carolina Tuesday - Brad Tinsley, John Jenkins, Jeffery Taylor, Lance Goulbourne, and Festus Ezeli. Here are some quick career notes on the five.
- Brad Tinsley** - SEC assist leader in 2010-11, 56 career double-figure scoring games, 34 5+ assist gms, leads the SEC in league games in assists with 6.3 per game, 7th on VU's all-time assist list.
 - John Jenkins** - All-time VU sophomore leading scorer (624 pts), made 235 career threes, 43.9% shooter for his career from three.
 - Jeffery Taylor** - SEC active leading scorer (1,604 pts), 87 career double-figure games, 15 20+ games, ninth on VU's all-time scoring list.
 - Lance Goulbourne** - Averaging 7.5 rebounds this season, 13 double-digit rebound games, 5 double-doubles
 - Festus Ezeli** - All-time blocks leader (162), 28 double-digit scoring games, 21 20+ pt gms, 27 3+ block games.

JENKINS LEADS SEC IN SCORING, NATION IN THREES MADE

Junior guard John Jenkins leads the SEC in scoring in all games with 19.8 points per game, and in three pointers made with 3.9 per game. Jenkins' four threes made per game also leads the nation.

AS JEFFERY TAYLOR GOES...

So do the Commodores. Since 2010-11, Vanderbilt is 25-5 in games in which Taylor scores 15 or more points, and 10-10 in games in which he fails to reach the 15-point barrier.

TAYLOR IS ACTIVE SEC LEADING SCORER

Taylor is the active scoring leader in the SEC with 1,604 career points. Taylor is also the SEC's second-leading active rebounder with 647.

EZELI RETURNS, BECOMES VU CAREER BLOCKS LEADER

Redshirt senior post man Festus Ezeli swatted away four Miami (Ohio) shots on January 2nd and became the school's all-time blocks leader with 159 blocks. He now has 162. Ezeli surpassed former Vanderbilt great Will Perdue's all-time blocks record of 157. Ezeli set a new single-season blocks record in 2010-11 with 87 blocks.

EZELI AND FREE THROWS

One more reason that the Commodores missed center Festus Ezeli during his injury - of the returning players in college basketball, Ezeli was the seventh-leading player in the country in terms of getting fouled. Ezeli was 140-216 from the charity stripe last season (64.8%).

LAST TWO MEETINGS VS. ALABAMA

Game 16 • Jan. 13, 2010

Vanderbilt.....65
Alabama.....64
Tuscaloosa, Ala. (Coleman Coliseum)

When Jeffery Taylor stepped to the free throw line with the game tied, Vanderbilt teammate A.J. Ogilvy wasn't worried.

And when the first foul shot didn't fall? No sweat.

"He never misses two in a row," Ogilvy said. Taylor didn't this time either, making one of two free-throw attempts with six seconds left to help the Commodores complete a come-from-behind 65-64 victory over Alabama on Wednesday night.

The Crimson Tide's Anthony Brock then missed a shot in traffic and JaMychal Green couldn't control the ball for a follow-up attempt as the final seconds ticked off with the Commodores (13-3, 2-0 SEC) claiming their seventh consecutive win.

Jermaine Beal's jumper gave Vanderbilt a 64-62 lead with 47 seconds left. Green tied it with two free throws 11 seconds later after starting 1-of-5 from the line.

Then Tony Mitchell fouled Taylor, who missed his first shot before putting the Commodores ahead after they trailed by 10 points 2 minutes into the second half.

Taylor and Ogilvy each had 13 points and nine rebounds for the Commodores, with Taylor scoring 11 in the second half. Jermaine Beal and John Jenkins scored 11 points apiece. Ogilvy played the final five minutes with four fouls.

Vanderbilt went 20-of-37 from the line and made just half of its 12 attempts in the final 5 minutes. It was just enough as Alabama went the final 3 minutes without a field goal.

Vanderbilt												
Name	fg-a	3-a	ft-a	o-d-t	pf	tp	a	b	s	m		
Walker, f	3-7	0-0	1-2	4-2-6	2	7	3	0	0	2	36	
Taylor, f	4-9	0-0	5-9	2-7-9	4	13	1	2	0	2	25	
Ogilvy, c	3-11	0-0	7-10	2-7-9	4	13	0	1	1	1	26	
Beal, g	3-8	2-4	3-4	0-4-4	0	11	3	2	0	0	34	
Tinsley, g	3-5	0-1	2-2	0-3-3	0	8	2	0	0	0	28	
Ezeli	0-2	0-0	1-5	1-1-2	5	1	0	0	2	0	13	
Goulbourne	0-2	0-1	1-2	0-0-0	1	1	0	1	1	0	12	
McClellan	0-0	0-0	0-0	0-0-0	0	0	0	0	0	0	0	0
Jenkins	4-7	3-4	0-3	0-1-1	1	11	0	0	0	0	21	
Tchiengang	0-0	0-0	0-0	0-1-1	2	0	0	2	1	0	5	
Team				2-1-3								
Totals	20-51	5-10	20-37	11-27-38	19	65	9	8	5	5	200	

Alabama												
Name	fg-a	3-a	ft-a	o-d-t	pf	tp	a	b	s	m		
Green, f	2-6	0-0	3-7	0-10-10	4	7	2	5	2	0	20	
Knox, f	1-3	0-0	1-2	2-2-4	3	3	0	0	1	0	25	
Brock, g	1-4	1-3	0-0	0-0-0	1	3	1	0	0	1	31	
Torrance, g	9-13	1-2	4-5	0-5-5	4	23	6	3	0	1	37	
Hillman, g	4-10	1-2	0-0	1-1-2	5	9	1	0	0	1	27	
Mitchell	5-7	0-0	0-0	2-5-7	3	10	0	0	1	0	18	
Eblen	0-1	0-0	0-0	0-0-0	0	0	0	0	0	0	3	
Davis	1-7	1-6	0-0	0-0-0	2	3	1	3	0	0	22	
Hines	2-2	0-0	2-3	0-3-3	2	6	1	2	0	0	17	
Team				1-5-6								
Totals	25-53	4-13	10-17	6-31-37	24	64	12	13	4	3	200	

Score by Periods	1st	2nd	Total
Vanderbilt	28	37	65
Alabama	35	29	64

FG%: VU: 39.2, UA: 47.2; 3FG%: VU: 50.0, UA: 30.8;
FT%: VU: 54.1, UA: 58.8; Officials: Mike Stuart, John Hampton, Rick Crawford; Attendance: 11,608.

Game 23 • Feb. 10, 2011

Alabama..... 77
at Vanderbilt 81
Nashville, Tenn. (Memorial Gym)

Alabama 77 - 15-8, 7-2 SEC												
#	Player	Total	3P%	Rebounds	FT/FTA	Off	Def	Tot	PF	TP	A	To
01	Green, JaMychal	f	6-9	1-1	10-11	6	4	10	4	23	2	5
05	Mitchell, Tony	f	10-16	1-4	1-2	1	2	3	1	22	1	1
44	Hines, Chris	f	4-5	0-0	1-2	2	3	5	4	3	1	0
12	Releford, Trevor	g	4-7	0-2	3-4	1	0	1	5	11	2	2
24	Davis, Charvez	g	0-5	0-4	0-0	0	1	1	1	0	2	0
18	Eblen, Brian	g	0-0	0-0	0-0	0	0	0	0	0	0	0
21	Hillman, Senario	g	3-7	0-3	0-0	0	3	3	4	6	4	1
22	Steele, Andrew	g	3-5	0-1	0-0	1	2	3	1	6	1	0
Team				0-2-2								
Totals			30-54	2-15	15-19	11	17	28	20	77	14	13

Vanderbilt 81 - 17-4, 8-4 SEC												
#	Player	Total	3P%	Rebounds	FT/FTA	Off	Def	Tot	PF	TP	A	To
05	GOULBOURNE, Lance	f	2-5	2-5	0-0	1	2	3	1	6	4	0
44	TAYLOR, Jeffery	f	7-11	4-5	1-3	4	4	8	5	19	1	2
03	EZELI, Festus	c	3-7	0-0	5-6	3	3	6	3	11	0	1
01	TINSLEY, Brad	g	4-5	0-1	7-7	0	4	4	1	15	6	3
23	JENKINS, John	g	5-11	1-4	9-11	0	2	2	1	20	1	2
11	FULLER, Kyle	g	2-3	2-3	0-0	0	1	1	0	6	0	1
23	TCHIENGANG, Steve	g	2-4	0-0	0-0	0	0	0	1	4	0	0
45	ODDOM, Rod	g	0-3	0-1	0-0	2	0	2	3	0	3	0
Team				0-0-0								
Totals			25-49	9-19	22-27	10	16	26	15	81	12	1

FG % 1st half: 16.3% 69.0% 2nd half: 10.2% 50.0% Game: 30.5% 58.0%
3FG % 1st half: 1.7 14.3% 2nd half: 1.8 12.5% Game: 2.15 13.3%
FT % 1st half: 2.5 40.0% 2nd half: 13.14 92.9% Game: 15.19 78.9%
Officials: Anthony Jordan, Mike Kims, Tim Higgins
Technical fouls: Holloman-Green, JaMychal; Vanderbilt-TCHIENGANG, Steve.
Attendance: 14,316

NASHVILLE - Brad Tinsley sunk his off-balance jumper despite getting fouled and hit the free throw to help seal the victory for Vanderbilt (No. 24 ESPN/USA Today, No. 23 AP) in an 81-77 win over Alabama at Memorial Gym.

JaMychal Green thought he got fouled, too, seconds later only to see officials rule the Alabama forward stepped out of bounds trying to drive the baseline and tie up the game.

With Tinsley's three-point play with 17 seconds left, Vanderbilt beat Southeastern Conference-leading Alabama 81-77 on Thursday night. Alabama coach Anthony Grant said he'd have to check the replay, which he didn't have the benefit of seeing after the game.

Now Vanderbilt (17-6, 5-4) has won the first two games of a three-game homestand with No. 18 Kentucky visiting Saturday to remain knotted with three others for second in the SEC's Eastern Division. Tinsley's shot came off a screen, and he hit the shot even as Trevor Releford hit his arm.

Jenkins finished with a team-high 20 points for Vanderbilt. Jeff Taylor had 19 before fouling out with 90 seconds left, Tinsley had 15 and Ezeli had 11. Taylor said it was great to watch his teammates close out a tight game, but difficult to watch from the bench helpless.

Green finished with 23 points for Alabama, including shooting 10 of 11 at the line. Tony Mitchell scored 22 points, and Releford had 11 before fouling out late.

The Tide came in with the nation's third-stringiest defense and best in the SEC, holding opponents to 57.1 points per game. Vanderbilt is the SEC's best scoring offense, and the Commodores matched what Alabama had been allowing with less than 12 minutes left.

Notes

• With the win, Vanderbilt improved to 13-1 at home this year. The Commodores' 81-point performance Thursday marked their 10th time this year that they have scored at least 80 points at home (10-0).

• Vanderbilt improved to 13-1 on the year when Jeffery Taylor scores at least 15 points. Their only loss came at Missouri when Taylor had 18 points.

GOULBOURNE AND THE BOARDS

Senior forward Lance Goulbourne, who led the team a year ago with 7.3 rebounds per game, again paces the Commodores on the glass this season with 7.5 rebounds per contest. Goulbourne's rebounding average, if he continues the pace for the rest of the season, would be VU's best single-season total since Anthony Williams averaged 7.9 rebounds per game in 2000-01.

PRESEASON NOTES
PRESEASON QUICK HITERS

★ Vanderbilt entered the 2011-12 campaign as the number seven team in the nation according to the Associated Press and the ESPN/USA Today Coaches Poll.

★ It marked the first time since November of 1993 (23rd) that the team had been ranked in the preseason, and it's the highest preseason ranking for a Commodore team since 1965, when VU was ranked fifth.

★ The Commodores return five starters from last year's team.

★ Junior John Jenkins, the SEC's leading scorer and leader in threes made in 2010-11 was named to the preseason All-SEC first team, along with senior forward Jeffery Taylor. Ezeli was named to the second team.

★ First time in the Stallings' era (since 1999) that he has had five returning starters.

★ Along with Jenkins, Ezeli, and Taylor, seniors Brad Tinsley (point guard) and Lance Goulbourne (forward) return as starters.

★ Tinsley led the SEC in assists in 2010-11 with 4.6 per game, and notched the schools' first-ever triple-double against Presbyterian (11 points, 10 rebounds, 10 assists).

★ Goulbourne was the team's leading rebounder a season ago, and averaged 7.3 rebounds per game.

PLAYER OF THE WEEK BONANZA IN 2010-11

Four of Vanderbilt's five starters (Brad Tinsley, John Jenkins, Lance Goulbourne, Festus Ezeli) claimed an SEC Player of the Week award last season.

COMMODORES LOSE TWO PLAYERS FROM LAST YEAR'S TEAM

Vanderbilt's Andre Walker and Darshawn McClellan, who each received their Vanderbilt degree in May of 2011, each transferred to another school for their fifth year of eligibility. Walker transferred to Xavier, whom the Commodores played on November 28 at Memorial Gym, and McClellan will use his final year of eligibility at Louisiana-Lafayette.

Steals

Career

PLAYER, YEARS	G	S	SPG
t1. Drew Maddux, 1994-98	123	214	1.74
t1. Frank Seckar, 1993-96	126	214	1.70
3. Atiba Prater, 1996-00	115	211	1.83
4. James Strong, 1996-00	120	209	1.74
5. Kevin Anglin, 1990-93	129	192	1.49
6. Russell Lakey, 2000-04	111	169	1.52
7. Ronnie McMahan, 1992-95	124	157	1.27
8. Jason Holwerda, 2002-05	128	138	1.08
9. Jermaine Beal, 2007-10	132	128	0.97
10. Jeffery Taylor, 2008-present	115	126	1.10

FT Made

In a Career

PLAYER, YEARS	FT	FTA	PCT.
1. A.J. Ogilvy, 2007-10	471	641	.735
2. Bobby Thym, 1954-57	453	675	.671
3. Matt Freije, 2000-04	444	565	.786
4. Phil Cox, 1982-85	442	513	.862
5. Clyde Lee, 1964-66	425	610	.697
6. Kevin Anglin, 1990-93	415	549	.756
7. Jeffery Taylor, 2008-present	402	570	.705
8. Al Rochelle, 1954-57	374	498	.751
9. Tom Hagan, 1967-69	360	432	.833
t10. Butch Feher, 1973-76	349	457	.763
t10. Barry Goheen, 1986-89	349	439	.795

FT Attempted

In a Career

PLAYER, YEARS	FT	FTA	PCT.
1. Bobby Thym, 1954-57	453	675	.671
2. A.J. Ogilvy, 2007-10	471	641	.735
3. Clyde Lee, 1964-66	425	610	.697
4. Jeffery Taylor, 2008-present	402	570	.705
5. Matt Freije, 2000-04	444	565	.786
6. Kevin Anglin, 1989-93	415	549	.756
7. Phil Cox, 1982-85	442	513	.862
8. Al Rochelle, 1954-57	374	498	.751
9. Dan Finch, 1952-54	333	490	.680
10. Jim Henry, 1957-59	348	488	.713

FT %

In a Career [Kept since 1968-69]

PLAYER, YEARS	FT	FTA	PCT.
1. Billy McCaffrey, 1993-94	302	343	.880
2. Rudy Thacker, 1969-71	152	173	.879
t3. John Jenkins, 2009-present	237	275	.862
t3. Phil Cox, 1982-85	442	513	.862
5. Scott Draud, 1987-88, 90-91	232	276	.841
6. Tom Hagan, 1967-69	360	432	.833
7. Dan Langhi, 1996-00	394	474	.831
8. Tom Arnholt, 1970-72	253	305	.830
9. Brad Tinsley, 2008-present	214	258	.829
10. Mike Rhodes, 1978-81	333	408	.816

LAST TIME OUT

LAST TIME OUT - VANDERBILT 77, GEORGIA 66

John Jenkins scored 18 points to lead three Vanderbilt players in double figures in route to a 77-66 win over Georgia Saturday at Memorial Gym. Jeffery Taylor added 16 points and Lance Goulbourne chipped in 13 points in the Commodore victory.

★ Vanderbilt moves to 86-48 in the all-time series against Georgia, and is now 3-0 in Southeastern Conference play for the first time since 2010-11 (5-0 start).

★ Kevin Stallings is now 249-152 (13) at Vanderbilt, 372-215 (18) in his career. His record against Georgia is now 16-10.

★ The win was Vanderbilt's fifth in a row in the series, and the sixth consecutive win against the Bulldogs at Memorial Gym.

★ Vanderbilt was 30-44 from the free throw line in the game, the most makes and attempts at the free throw line since a win over Belmont on December 4, 2010, when the Commodores were 35-45 from the free throw line.

★ VU shot 51.2% from the floor, sixth time this season that has happened. The Commodores are 6-0 in those contests.

★ Vanderbilt outrebounded Georgia, 35-27, and moves to 12-1 on the season when outrebounding their opponent.

★ After making 13 threes in their previous two games, VU was 5-15 (.333) against the Bulldogs, its lowest 3-point shooting performance since shooting 27.3% against Indiana State.

★ Georgia made eight threes, compared to Vanderbilt's five. VU moves to 2-2 on the season when opponents make more threes than the Commodores.

★ The Commodores held Georgia to 31.0% from the field in the second half.

★ John Jenkins led Vanderbilt with 18 points, while Jeffery Taylor added 16 points and Lance Goulbourne chipped in 13 points.

★ John Jenkins was 3 for 11 (27.3%) from beyond-the-arc. It's his seventh consecutive game making 3 or more 3FG, his 12th this season, and 43rd in his career.

★ Jenkins has scored in double-digit figures in 48 consecutive games, 64 in his career.

★ Jenkins was a perfect 9-for-9 from the free throw line – the makes and attempts are a season-best.

★ Taylor scored in double figures for the 16th time this season, and 88th time in his career. Goulbourne reached double digits for the eighth time this season.

★ Vanderbilt is now 25-5 in games in which he scores 15 or more points since the beginning of the 2010-11 season.

★ Taylor was 7-13 from the free throw line, a season high for makes and attempts. With the 13 attempts, Taylor surpassed Matt Freije for fourth place on Vanderbilt's all-time FT attempts list. He now has 570 career attempts.

★ Taylor also added nine rebounds.

★ Taylor also crossed the 1,600-point barrier for his career. He now has 1,604 points.

★ Brad Tinsley dished out four assists, against no turnovers.

★ Dai-Jon Parker made a career-high four made free throws and also had a career-high four attempts.

SEC PRESEASON POLL

Vanderbilt was picked to finish second in the SEC by a select group of 30 media members in a poll released by the league prior to the SEC Basketball Media Days in Birmingham.
 The Commodores received 265 points in the poll, and finished behind Kentucky, who was picked to win the league and the SEC Tournament.
 The 2011-12 season is the first time since the league expanded in 1992 that the SEC will have one set of standings - compared to a two-division format.

PRESEASON MEDIA POLL -- PTS

- Kentucky (18) -- 282
- Vanderbilt (4) -- 265**
- Florida (1) -- 235
- Alabama -- 219
- Mississippi State -- 191
- Arkansas -- 154
- Ole Miss -- 119
- Georgia -- 108
- LSU -- 91
- Auburn -- 80
- Tennessee -- 71
- South Carolina -- 57

*First-Place Votes in Parentheses

MEDIA VOTE

FIRST TEAM ALL-SEC

- JaMychal Green, Alabama
- Terrence Jones, Kentucky
- Dee Bost, Mississippi State
- John Jenkins, Vanderbilt**
- Jeffery Taylor, Vanderbilt**

SECOND TEAM ALL-SEC

- Anthony Davis, Kentucky
- Doron Lamb, Kentucky
- Darius Miller, Kentucky
- Kenny Boynton, Florida
- Erving Walker, Florida
- Festus Ezeli, Vanderbilt**

SEC Player of the Year: Terrence Jones, Kentucky

COACHES VOTE

FIRST TEAM ALL-SEC

- Dee Bost, Mississippi State
- Kenny Boynton, Florida
- Festus Ezeli, Vanderbilt**
- JaMychal Green, Alabama
- John Jenkins, Vanderbilt**
- Terrence Jones, Kentucky
- Jeffery Taylor, Vanderbilt**
- Erving Walker, Florida

SECOND TEAM ALL-SEC

- Reginald Buckner, Ole Miss
- Doron Lamb, Kentucky
- Darius Miller, Kentucky
- Tony Mitchell, Alabama
- Marshawn Powell, Arkansas
- Trevor Releford, Alabama
- Gerald Robinson, Georgia
- Renardo Sidney, Mississippi State
- Patric Young, Florida

SEC STATS/STANDINGS

2011-12 SEC STANDINGS (1/17/12)

	SEC	Pct.	All	Pct.
Vanderbilt	3-0	1.000	13-4	.765
Kentucky	3-0	1.000	17-1	.944
Alabama	2-1	.667	13-4	.765
Arkansas	2-1	.667	13-4	.765
Florida	2-1	.667	14-4	.778
Miss. State	2-1	.667	15-3	.833
Auburn	1-2	.333	11-6	.647
LSU	1-2	.333	11-6	.647
Ole Miss	1-2	.333	11-6	.647
Tennessee	1-2	.333	8-9	.471
Georgia	0-3	.000	9-8	.529
South Carolina	0-3	.000	8-9	.471

VU TEAM SEC RANKINGS (1/17/12)

Category	SEC	All
Scoring	3rd (69.7)	4th (74.9)
Scoring Defense	1st (52.7)	9th (65.4)
Scoring Margin	1st (+17.0)	6th (+9.5)
FT%	7th (.676)	9th (.683)
FG%	1st (.508)	3rd (.471)
FG% Defense	1st (.358)	10th (.425)
3FG%	1st (.470)	2nd (.396)
3FG% Defense	4th (.283)	6th (.328)
3FG Made	1st (10.3)	2nd (9.2)
Rebound Margin	2nd (+7.3)	6th (+2.8)
Blocks	7th (4.3)	9th (4.1)
Assists	2nd (13.7)	7th (13.2)
Steals	12th (4.7)	T-8th (6.9)
Turnover Margin	11th (-3.0)	10th (-0.2)
Assist/TO Ratio	3rd (1.0)	9th (0.9)

VU INDIVIDUAL SEC RANKINGS (TOP 10 - 1/17/12)

Lance Goulbourne	SEC	Total
Rebounding	T-7th (7.0)	T-8th (7.5)
Steals	NA	T-9th (1.5)
Def. Rebounds	NA	6th (5.5)
John Jenkins	SEC	Total
Scoring	5th (16.3)	1st (19.8)
FG%	T-7th (.579)	7th (.484)
3 FG%	7th (.444)	3rd (.447)
3 FG Made	1st (4.0)	1st (3.9)
FT%	T-1st (1.00)	T-3rd (833)
Minutes Played	NA	5th (32.8)
Jeffery Taylor	SEC	Total
Scoring	NA	3rd (16.9)
FG%	NA	4th (.540)
3 FG%	1st (.700)	NA
3 FG Made	T-5th (2.3)	NA
Steals	NA	T-9th (1.5)
Minutes Played	NA	10th (31.4)
Brad Tinsley	SEC	Total
Assists	1st (6.3)	3rd (4.4)
A/TO Ratio	2nd (6.3)	1st (2.3)

2011-12 TRENDS

Winning Opening Tip	11-3
Losing Opening Tip	2-1
VU Scores First	7-2
Opponent Scores First	6-2
Leading at Halftime	12-2
Trailing at Halftime	0-1
Tied at Halftime	1-1
Leading with Five Minutes Remaining	12-3
Trailing with Five Minutes Remaining	0-1
Tied with Five Minutes Remaining	0-0
Leading with Two Minutes Remaining	12-2
Trailing with Two Minutes Remaining	0-2
Tied with Two Minutes Remaining	1-0
Overtime	0-2
Games Decided by Three Points or Less	2-1
Games Decided by 4-10 Points	3-1
Games Decided by 11-20 Points	4-2
Games Decided by 21-plus Points	4-0
VU Shoots 50% or Better	6-0
VU Shoots 40% or Better	13-2
VU Shoots Lower Than 40%	0-2
Opponent Shoots 50% or Better	1-1
Opponent Shoots 40% or Better	9-2
Opponent Shoots Lower Than 40%	3-1
VU Outshoots Opponent	10-1
VU Outshot by Opponent	3-3
Shoot same percentage	0-0
VU Scores 70 Points or More	9-1
VU Scores Less Than 70 Points	4-3
VU Scores 80 Points or More	6-0
VU Scores 90 Points or More	2-0
Opponent Scores 70 Points or More	4-2
Opponent Scores Less Than 70 Points	9-2
Opponent Scores 80 Points or More	1-1
Opponent Scores 90 Points or More	0-0
Makes More 3-Pointers Than Opponent	11-2
Makes Fewer 3-Pointers Than Opponent	2-2
3-Pointers are Equal	0-0
Outrebounded Opponent	12-1
Outrebounded by Opponent	1-3
Rebounds are Equal	0-0
Playing on National TV	4-3
Playing on Regional TV	4-1
Playing on Weekday	10-2
Playing on Weekend	3-2
Game Tips Before 6 p.m. CT (afternoons)	3-2
Game Tips After 6 p.m. CT (evenings)	10-2
In white uniforms	7-2
In black uniforms	5-1
In gold uniforms	1-1
In November	5-2
In December	4-2
In January	4-0
Home	8-3
Neutral	2-0
Away	3-1
Conferences	
vs. Non-Conference	10-4
Pac 12	2-0
Horizon League	0-1
Patriot League	2-0
ACC	1-0
Northeast	1-0
Atlantic 10	0-1
Big East	1-1
Southern	1-0
Missouri Valley	0-1
Mid-American	1-0
Independent	1-0
SEC	3-0
Lineups	
Tinsley, Jenkins, Taylor, Goulbourne, Tchiengang	8-3
Tinsley, Fuller, Taylor, Goulbourne, Tchiengang	1-0
Tinsley, Jenkins, Taylor, Goulbourne, Odom	1-0
Tinsley, Jenkins, Taylor, Odom, Ezeli	0-1
Tinsley, Jenkins, Taylor, Goulbourne, Ezeli	3-0



2011-12 Roster

No.	Name	Pos.	Ht.	Wt.	Cl.-Yr	Hometown (Previous School)
1	Brad Tinsley	G	6-3	210	Sr.-4th	Oregon City, Ore. (Oregon City)
2	Kedren Johnson	G	6-4	215	Fr.-1st	Lewisburg, Tenn. (Marshall County)
3	Festus Ezeli	C	6-11	255	R.Sr.-5th	Benin City, Nigeria (Igbinedion Education Center/Jesuit (Calif.))
5	Lance Goulbourne	F	6-8	225	Sr.-4th	Brooklyn, N.Y. (The Hun School (N.J.))
11	Kyle Fuller	G	6-1	180	So.-2nd	Moreno Valley, Calif. (Rancho Verde)
12	Jordan Smart	G/F	6-6	200	R-Jr.-4th	Lexington, Ky. (Lexington Catholic)
14	Aaron Noll	F	6-7	220	Sr.-4th	Fort Mitchell, Ky. (Covington Catholic)
23	John Jenkins	G	6-4	215	Jr.-3rd	Hendersonville, Tenn. (Station Camp)
24	Dai-Jon Parker	G	6'3	190	Fr.-1st	Baton Rouge, La. (Milton (Ga.))
33	Steve Tchiengang	F	6-9	240	Sr.-4th	Douala, Cameroon (Montverde Acad. (Fla.)/Cypress Comm. School (Texas))
34	Shelby Moats	F	6-8	225	Fr.-1st	Waconia, Minn. (Waconia)
35	James Siakam	F	6-7	210	R-Fr.-2nd	Douala, Cameroon (Brehm Prep (Ill.))
40	Josh Henderson	C	6-11	220	R-Fr.-2nd	Roanoke, Va. (Cave Spring)
44	Jeffery Taylor	F	6-7	225	Sr.-4th	Norkopping, Sweden (Hobbs (N.M.))
45	Rod Odom	F	6-9	207	So. - 2nd	Central Islip, N.Y. (Middlesex School (Mass.))

COACHING STAFF

Head Coach **Kevin Stallings** (Purdue, 1982) - 13th
 Basketball Staff..... **David Cason** (Illinois State, 1995) - 1st
 Basketball Staff..... **Brad Frederick** (North Carolina, 1999) - 13th
 Basketball Staff..... **Dan Muller** (Illinois State, 1998) - 12th
 Basketball Staff..... **Tom Richardson** (St. Xavier (Ill.), 1977) - 9th

SUPPORT STAFF

Athletic Communications Dir. **Andy Boggs** (Florida State, 1998)
 Asst. Director of Basketball Ops..... **Dan Cage** (Vanderbilt, 2007)
 Academic Support..... **Neal Clark** (Kentucky, 1992)
 Athletic Trainer..... **Shannon Gordon** (Indiana State, 1992)
 Administrative Asst..... **Molly Blatt** (South Carolina, 2007)
 Strength and Conditioning..... **Curtis Turner** (Clemson, 2002)
 Graduate Manager..... **Chris Meriwether** (Vanderbilt, 2010)

PRONUNCIATION GUIDE

David Cason **KAY-Sahn**
 Festus Ezeli..... **e-ZEE-lee**
 Lance Goulbourne **GOAL-burn**
 Kedren Johnson **KEE-Dren**
 Dai-Jon Parker..... **DAY-Jon**
 Steve Tchiengang..... **CHEEN-gang**
 James Siakam..... **See-OK-em**

ROSTER BY CLASS

Seniors (6)

Festus Ezeli Benin City, Nigeria
Lance Goulbourne Brooklyn, N.Y.
Aaron Noll Fort Mitchell, Ky.
Jeffery Taylor Norrkoping, Sweden
Steve Tchiengang Douala, Cameroon
Brad Tinsley Oregon City, Ore.

Juniors (2)

John Jenkins Hendersonville, Tenn.
Jordan Smart Lexington, Ky.

Sophomores (2)

Kyle Fuller Moreno Valley, Calif.
Rod Odom Central Islip, N.Y.

Freshmen (5)

Josh Henderson Roanoke, Va.
Kedren Johnson Lewisburg, Tenn.
Shelby Moats Waconia, Minn.
Dai-Jon Parker Baton Rouge, La.
James Siakam Douala, Cameroon



HEAD COACH KEVIN STALLINGS



THE STALLINGS FILE

Born: October 1, 1960
High School: Collinsville (Ill.) '78
College: Bachelor's Degree in Business Management and Marketing, Purdue, '82, Master's Degree in Counseling, Purdue, '85
Family: Wife, Lisa, three children, Jacob (21), Alexa (17), Jordyn (11)

STALLINGS' SUCCESSES IN COLLEGE BASKETBALL (AS A PLAYER, ASSISTANT AND HEAD COACH)

- In **32 seasons** as a player and coach, his teams have made **25 tournament appearances**, including **18 NCAA berths** and **three Final Fours**.
- He has posted 20-win seasons **23 times** and has won **12 conference championships**.
- Stallings has posted just one losing season in **32 seasons as a player and coach**.
- Stallings is the **second winningest coach in Vanderbilt history** with 249 victories.
- Stallings is the **first Vanderbilt coach to lead two Commodore squads to the NCAA Tournament Sweet 16** since the field expanded to as many as 64 teams in 1985.
- Stallings has **six 20-win seasons at Vanderbilt, which ties Roy Skinner for the most as a Commodore coach**.
- **All 32 of his seniors at Vanderbilt have earned their degree or are working towards it**.
- **One of only three Vanderbilt coaches with 150 or more wins**.
- Led 2007-08 team to a **perfect 19-0 record at home, the most single-season home wins in the history of the program**.

WINNINGEST COACHES AT VANDERBILT

Coach	Yrs	Record	Pct
1. Roy Skinner (1959, 1962-76)	16	278-135	.673
2. Kevin Stallings (1999-)	13	249-152	.621
3. Bob Polk (1948-58, 1960-61)	13	197-106	.650
4. C.M. Newton (1982-89)	8	129-115	.529
5. Jan van Breda Kolff (1994-99)	6	104-81	.562
6. Josh Cody (1924-27, 1932-36)	9	98-100	.495
7. Eddie Fogler (1990-93)	4	81-48	.628

WINNINGEST COACHES AT MEMORIAL GYM

Coach	Yrs	Record
1. Roy Skinner (1959, 1962-76)	16	181-41
2. Kevin Stallings (2000-)	13	173-45
3. Bob Polk (1948-58, 1960-61)	8	96-15
4. C.M. Newton (1982-89)	8	91-37
5. Jan van Breda Kolff (1994-99)	6	75-20
6. Eddie Fogler (1990-93)	4	54-12

STALLINGS THROUGH THE YEARS

Year	School	Position	W-L	Conf.	Postseason
2012	Vanderbilt	Head Coach	13-4	3-0	-
2011	Vanderbilt	Head Coach	23-11	9-7	NCAA First Round
2010	Vanderbilt	Head Coach	24-9	12-4	NCAA First Round
2009	Vanderbilt	Head Coach	19-11	8-8	-
2008	Vanderbilt	Head Coach	26-8	10-6	NCAA First Round
2007	Vanderbilt	Head Coach	22-12	10-6	NCAA Regional Semifinals
2006	Vanderbilt	Head Coach	17-13	7-9	NIT First Round
2005	Vanderbilt	Head Coach	20-14	8-8	NIT Quarterfinals
2004	Vanderbilt	Head Coach	23-10	8-8	NCAA Regional Semifinals
2003	Vanderbilt	Head Coach	11-18	3-13	—
2002	Vanderbilt	Head Coach	17-15	6-10	NIT First Round^
2001	Vanderbilt	Head Coach	15-15	4-12	—
2000	Vanderbilt	Head Coach	19-11	8-8	NIT First Round
1999	Illinois State	Head Coach	16-15	7-11	—
1998	Illinois State	Head Coach	25-6	16-2*#	NCAA Second Round
1997	Illinois State	Head Coach	24-6	14-4*#	NCAA First Round
1996	Illinois State	Head Coach	22-12	13-5	NIT Quarterfinals
1995	Illinois State	Head Coach	20-13	13-5	NIT Second Round
1994	Illinois State	Head Coach	16-11	12-6	—
1993	Kansas	Assistant	29-7	11-3•	NCAA Final Four
1992	Kansas	Assistant	27-5	11-3*#	NCAA Second Round
1991	Kansas	Assistant	27-8	10-4•	NCAA Final Four*
1990	Kansas	Assistant	30-5	11-3	NCAA Second Round
1989	Kansas	Assistant	19-12	6-8	—
1988	Purdue	Assistant	29-4	16-2•	NCAA Sweet 16
1987	Purdue	Assistant	25-5	15-3•	NCAA Second Round
1986	Purdue	Assistant	22-10	11-7	NCAA First Round
1985	Purdue	Assistant	20-9	12-6	NCAA First Round
1984	Purdue	Assistant	22-7	15-3•	NCAA First Round
1983	Purdue	Assistant	21-9	11-7	NCAA Second Round
1982	Purdue	Player	18-14	11-7	NIT Final Four
1981	Purdue	Player	21-11	10-8	NIT Final Four
1980	Purdue	Player	27-8	11-7#	NCAA Final Four*
1979	Belleville J.C.	Player	28-9	—	NJCAA Tournament
Totals at Vanderbilt (Head Coach)			249-152	96-99	
Totals at Illinois State (Head Coach)			123-63	75-33	
Head Coach Totals			372-215	171-131	
Totals at Kansas (Assistant Coach)			132-37	49-21	
Totals at Purdue (Assistant Coach)			139-44		
Totals at Purdue (playing)			66-33		

• Regular season conference champions; # Conference tournament champions; * Lost in National Championship game;

^ Included an Opening Round play-in game that Vanderbilt won over Houston.

MEMORIAL MAGIC - THE HOME TO VANDERBILT HOOPS SINCE 1952

HISTORIC MEMORIAL GYMNASIUM IN 60TH SEASON

Storyed Memorial Gymnasium is in its 60th season as the host venue of Vanderbilt basketball. The SEC's most historic hoops setting has played host to more than 850 men's contests as well as the 1984 and 1991 SEC Tournaments and 40 men's and women's NCAA Tournament contests (since the early 1980s).

As the oldest gymnasium in the SEC, Memorial Gymnasium is renowned for its end zone benches, raised floor and unique atmosphere. It was dedicated in 1952 as a memorial to all Vanderbilt men and women who served in World War II. It was built by the late master architect Edwin Keeble, who was commissioned to build a combination gymnasium/concert hall.

"Memorial Magic" has claimed many victims over the years, most notably the nation's No. 1 ranked teams. Vanderbilt has won its last four home games against the top team in the country, most recently, a 72-69 victory over in-state rival Tennessee on February 26, 2008.

- The Commodores have posted a 717-194 (.787) all-time record at Memorial Gymnasium.
- VU concluded the 2007-08 season 19-0 at Memorial Gym. It marks the most games won at Memorial Gym in one season, and the sixth time a Vanderbilt team has gone undefeated at home.
- Vanderbilt has won 130 of its last 140 home games against non-conference opponents.
- Since the 1990 season, Vanderbilt owns a 177-18 non-conference record at home (.908 win percentage).
- The Commodores are 110-11 against non-conference opponents at home during the Kevin Stallings era.
- The Commodores have posted six undefeated seasons at home.

Winningest Coaches at Memorial Gymnasium

Coach	Yrs	Record
1. Roy Skinner (1959, 1962-76)	16	181-41
2. Kevin Stallings (2000-Present)	13	173-45
3. Bob Polk (1948-58, 1960-61)	8	96-15
4. C.M. Newton (1982-89)	8	91-37
5. Jan van Breda Kolff (1994-99)	6	75-20
6. Eddie Fogler (1990-93)	4	54-12

Stallings' Year-By-Year Record At Memorial Gym

Year	Won	Lost
2011-12	8	3
2010-11	14	3
2009-10	14	2
2008-09	13	4
2007-08	19	0
2006-07	14	3
2005-06	10	6
2004-05	17	2
2003-04	15	2
2002-03	10	6
2001-02	13	4
2000-01	12	7
1999-00	14	3

ANNUAL ATTENDANCE FIGURES

Year	All Games	Attendance	Average	NCAA Rank	SEC Games	SEC Attendance	Average
2011-12	11	147,666	13,424	-	2	27,789	13,894
2010-11	17	234,632	13,802	18	8	114,346	14,293
2009-10	16	217,965	13,623	21	8	113,539	14,192
2008-09	17	225,686	13,276	25	8	112,833	14,104
2007-08	19	254,954	13,418	22	8	113,713	14,214
2006-07	17	204,511	12,030	31	8	109,043	13,630
2005-06	16	195,159	12,197	24	8	108,258	13,532
2004-05 [^]	19	191,678	10,088	43	8	105,357	13,170
2003-04	17	192,301	11,312	33	8	106,990	13,374
2002-03	16	153,123	9,570	46	8	96,906	12,113
2001-02	17	150,325	8,843	50	8	93,873	11,734
2000-01	19	186,468	9,814	45	8	102,055	12,757
1999-00*	18	197,770	10,987	30	8	106,741	13,343
1998-99	16	192,538	12,034	26	8	106,128	13,266
1997-98	16	213,974	13,373	21	8	117,819	14,727
1996-97	16	207,771	12,986	25	8	120,214	15,027
1995-96	18	226,354	12,575	28	8	112,996	14,125
1994-95	13	183,042	14,080	17	8	118,932	14,867
1993-94	16	223,997	14,000	15	8	121,345	15,168
1992-93	14	212,156	15,154	11	8	122,536	15,317
1991-92	17	210,585	12,387	29	8	115,104	14,388
1990-91	16	214,638	13,415	19	9	133,482	14,831
1989-90	19	259,992	13,684	18	9	136,136	15,126
1988-89	15	224,657	14,977	13	9	137,212	15,246
1987-88	16	223,747	13,984	14	9	138,393	15,377
1986-87	17	226,343	13,314	14	9	130,854	14,539
1985-86	15	200,806	13,387	14	9	128,059	14,229
1984-85	16	194,390	12,149	17	9	122,514	13,613
1983-84	18	249,292	13,850	10	9	135,546	15,050
1982-83	17	237,584	13,976	9	9	135,418	15,046
1981-82	14	202,225	14,445	9	9	131,699	14,633
1980-81	15	227,478	15,165	9	9	136,436	15,160
1979-80	15	228,029	15,202	5	9	138,754	15,417
1978-79	14	215,330	15,380	5	9	139,930	15,547
1977-78	14	207,375	14,813	5	9	134,232	14,915
1976-77	15	211,966	14,131	4	9	149,108	16,568
1975-76	13	180,901	13,915	-	9	135,375	15,042
1974-75	12	178,527	14,877	-	9	134,304	14,923
1973-74	12	182,728	15,227	-	9	140,252	15,584
1972-73	12	173,567	14,464	-	9	131,193	14,577
1971-72	12	156,778	13,065	-	9	120,172	13,352
1970-71	12	170,634	14,220	-	9	130,260	14,473
1969-70	12	176,763	14,730	-	9	135,745	14,861
1968-69	12	126,896	10,575	-	9	95,300	10,589
1967-68	12	129,722	10,810	-	9	96,274	10,697
1966-67	12	105,492	8,791	-	9	79,173	8,797
1965-66	12	106,022	8,835	-	9	62,368	8,910
1964-65	12	98,821	8,235	-	9	65,712	8,214
1963-64	12	84,827	7,069	-	6	35,684	5,947
1962-63	12	75,261	6,272	-	6	46,183	6,598
1961-62	13	73,640	5,665	-	8	47,357	5,920
1960-61	13	74,187	5,707	-	7	45,549	6,507
1959-60	14	76,199	5,443	-	8	46,064	5,758

[^] First year capacity increased from 14,168 to 14,316; * First year capacity decreased from 15,311 to 14,168



Game 1 • Nov. 11, 2011

Oregon 64
at Vanderbilt 78
Nashville, Tenn. (Memorial Gym)

#	Player	Total		3-Pr		Rebounds		PF	TP	A	TO	Bk	Stl	Min
		FG	FGA	FT	FTA	Off	Def							
05	ASHAOLU, Olu	f	3-7	0-0	0-0	0	3	4	6	0	0	0	0	26
25	SINGLER, E.J.	f	4-6	2-2	0-0	2	4	6	4	10	1	1	1	23
25	WOODS, Tony	c	5-7	0-0	2-3	2	2	4	12	1	2	1	0	21
03	SIM, Garrett	g	2-5	0-2	1-2	2	4	6	1	5	4	2	1	29
32	BROWN, Jabari	g	2-7	1-5	2-3	0	2	2	1	7	1	6	0	25
10	LOYD, Johnathan	g	1-3	0-0	0-3	0	5	3	2	8	3	0	2	22
12	KINGMA, Brett	g	4-8	2-6	0-1	0	0	0	1	10	0	0	0	14
23	JACOB, Jeremy	g	2-2	0-0	1-3	0	1	1	4	5	0	2	0	8
31	NARED, Tyrone	g	1-3	0-1	0-0	1	2	2	2	0	1	1	0	14
33	EMORY, Carlos	g	2-5	1-2	0-2	0	4	4	0	5	0	3	0	18
Team			4	2	0	4	2	6						
Totals			26-53	6-20	6-17	11	28	39	24	64	15	20	5	4

FG % 1st Half:	11-21	52.4%	2nd half:	15-32	46.9%	Game:	26-53	49.1%	Deatball	
3FG % 1st Half:	3-7	42.9%	2nd half:	3-13	23.1%	Game:	6-20	30.0%	Rebounds	
FT % 1st Half:	4-7	57.1%	2nd half:	10-20	50.0%	Game:	6-17	35.3%		21

Technical fouls: Oregon-None. Vanderbilt-None.
Attendance: 1419

Score by periods	1st		2nd		Total
	1st	2nd	1st	2nd	
Oregon	20	35	64		
Vanderbilt	35	43	78		

Last FG - OREGON 2nd-01:20, VANDY 2nd-02:25.
Largest lead - OREGON by 6 1st-12:18, VANDY by 20 2nd-13:36.

Points	In	Off	2nd	Fast	Bench
OREGON	30	10	9	8	24
VANDY	34	18	6	11	

Score tied - 3 times.
Lead changed - 3 times.

NASHVILLE - John Jenkins scored 24 points, Jeffery Taylor added 21 and 11 rebounds as No. 7 Vanderbilt opened the season with a 78-64 victory over Oregon.

Brad Tinsley had 13 points for Vanderbilt.

The Commodores hadn't been ranked in the preseason since November 1993 when they were No. 23, and they haven't been ranked this high since 1965 when they were fifth. That might be why they opened a bit slowly and even trailed by as many as six points early.

But the Commodores took control with an 18-0 run over the final 2:33 of the first half and the first few minutes of the second.

Oregon fell to 0-4 when opening against a ranked opponent. But the Ducks didn't go down easily as Tony Woods had 12 points and Brett Kingma and E.J. Singler added 10 each.

Vanderbilt led by 20 with 13:36 to go, but Oregon came back with 14 straight points. The Ducks got as close as 62-57 on a jumper by Kingma with 5:09 left. Taylor answered by putting back his own miss with 4:41 left, then Jabari Brown had a turnover at mid-court. Johnathan Loyd missed both free throws, then Taylor hit a jumper to start a 12-0 run to seal the win.

The Ducks finished with 20 turnovers, which Vandy turned into 24 points.

- Notes**
- ★ VU has now won 125 of its last 132 home games against non-conference opponents, and are 105-8 in the same category under Kevin Stallings.
 - ★ The Commodores went on an 18-0 run at the end of the first half and beginning of second to give the team a cushion they would use the rest of the way. Vanderbilt led by as many as 20 points midway through the second half.
 - ★ Jenkins broke his career record for three pointers made with seven. His previous career high was six, which he accomplished four times, most recently vs. Kentucky on Jan. 12, 2011. Jermaine Beal was the last VU player to hit 7 three's (vs. Auburn, 1/31/09) in a game.
 - ★ Tinsley's 13-point effort marked his 47th career double figure scoring game.

Game 2 • Nov. 13, 2011

Cleveland State 71
at Vanderbilt 58
Nashville, Tenn. (Memorial Gym)

#	Player	Total		3-Pr		Rebounds		PF	TP	A	TO	Bk	Stl	Min
		FG	FGA	FT	FTA	Off	Def							
03	HARMON,Trevon	* f	5-12	1-6	0-0	1	3	4	1	11	4	2	0	33
05	Montgomery, Jeremy	* f	4-10	2-7	0-0	0	1	0	10	3	4	0	1	29
32	BROWN, D'Aundray	* f	6-10	1-1	5-6	3	5	8	1	18	0	3	0	29
01	KAMCZYCZ, Sebastian	* f	1-3	0-1	0-0	0	2	2	5	0	0	0	0	17
04	POCUE, Aaron	* f	3-8	0-0	2-5	2	3	5	3	8	0	1	0	22
01	DOUGLAS, Sebastian	* f	3-3	1-1	0-0	0	3	3	1	7	1	2	0	15
04	LONG,Devon	* f	2-3	0-0	1-1	1	2	3	2	5	0	0	0	14
15	GRADY, Anton	* f	2-3	0-0	3-6	1	3	4	4	7	2	4	1	22
24	NDAYE,Ludovic	* f	0-0	0-0	0-0	0	0	0	2	0	0	0	0	5
31	LEE, Charles	* f	1-4	0-1	1-2	0	3	3	2	3	0	1	0	14
Team			2	3										
Totals			27-54	6-17	12-20	10	28	39	21	71	13	16	4	15

FG % 1st Half:	16-31	51.6%	2nd half:	11-27	40.7%	Game:	27-54	50.0%	Deatball	
3FG % 1st Half:	4-12	33.3%	2nd half:	1-5	20.0%	Game:	5-17	29.4%	Rebounds	
FT % 1st Half:	1-2	50.0%	2nd half:	11-18	61.1%	Game:	12-20	60.0%		3

Technical fouls: Cleveland State-None. Vanderbilt-None.
Attendance: 1303

Score by periods	1st		2nd		Total
	1st	2nd	1st	2nd	
Cleveland State	37	34	71		
Vanderbilt	24	34	58		

Last FG - CSU 2nd-00:40, VANDY 2nd-00:32.
Largest lead - CSU by 16 1st-01:33, VANDY None.

Points	In	Off	2nd	Fast	Bench
CSU	34	22	15	14	22
VANDY	20	7	8	9	

Score tied - 9 times.
Lead changed - 0 times.

NASHVILLE - D'Aundray Brown had 18 points, eight rebounds and seven steals as Cleveland State upset No. 7 Vanderbilt 71-58 in a regional game of the Legends Classic.

Brown missed all of last season after tearing a tendon in his finger early, and the sophomore guard helped hold Vandy forward Jeffery Taylor to just nine points and forced the senior into six turnovers.

Cleveland State has four seniors back from a team that won the Horizon League last season. The Vikings hadn't played since an exhibition Wednesday night and looked very fresh, while Vanderbilt (1-1) appeared sloppy and slow after opening Friday night with a late tipoff against Oregon.

Cleveland State scored first on a 3-pointer by Trevon Harmon within the first minute and never trailed. The Vikings forced Vanderbilt into 21 turnovers - 15 of them steals. Harmon finished with 11 points and Jeremy Montgomery added 10.

John Jenkins, the Southeastern Conference's leading scorer with 19.5 points last season, had 17 for Vanderbilt. Lance Goulbourne added 11.

With the early tipoff, Cleveland State came into a Memorial Gym barely half full, and the Vikings jumped to a 16-point lead and were up 37-24 at halftime. They outshot Vanderbilt, hitting 50 percent (27 of 54) compared to 35.3 percent (18 of 51) and scored 22 points off the Commodores' turnovers.

- Notes**
- ★ The Vanderbilt loss ended a 20 game home non-conference winning streak, dating back to Dec. 3, 2008, in a 74-55 loss to UIC.
 - ★ John Jenkins scored 17 points and became VU's 42nd player to eclipse the 1,000-point barrier.
 - ★ Steve Tchiengang grabbed a career-high 10 rebounds.
 - ★ Vanderbilt committed 21 turnovers, and Cleveland State scored 22 points off of those turnovers. The Vikings also outscored the Commodores, 15-7, in second-chance points.

Game 3 • Nov. 15, 2011

Bucknell 68
at Vanderbilt 80
Nashville, Tenn. (Memorial Gym)

#	Player	Total		3-Pr		Rebounds		PF	TP	A	TO	Bk	Stl	Min
		FG	FGA	FT	FTA	Off	Def							
15	Willman, Joe	f	8-12	0-0	1-1	0	2	2	3	17	1	1	0	31
31	Muscala, Mike	c	5-10	0-1	0-0	0	7	2	0	2	2	2	0	29
04	Cohen, Bryan	g	1-2	1-1	0-0	0	1	1	2	3	0	0	0	18
12	Johnson, Bryson	g	1-4	0-3	2-2	0	4	4	1	4	1	1	0	27
42	Ayers, Cameron	g	1-8	0-1	5-6	0	5	0	7	1	1	0	0	29
03	Kasper, Steven	g	2-3	1-1	0-1	0	0	0	4	5	1	1	0	16
10	Fitzpatrick, Brian	g	3-3	0-0	4-4	2	3	0	1	0	1	0	0	10
11	Singleton, Joshua	g	3-7	2-3	4-6	0	0	0	2	12	1	1	0	18
21	Andoh, Enoch	g	0-1	0-0	0-0	0	1	0	1	0	1	0	0	3
22	Starkey, Cory	g	0-0	0-0	0-0	0	1	1	0	0	0	0	0	3
24	Hill, Ryan	g	0-1	0-0	0-0	0	2	2	0	2	0	0	0	12
33	Bradskney, Ben	g	0-0	0-0	0-0	2	2	1	0	0	0	0	0	4
Team			1	4	5									
Totals			24-51	4-10	16-20	3	29	32	19	68	10	8	2	200

FG % 1st Half:	9-20	45.0%	2nd half:	15-31	48.4%	Game:	24-51	47.1%	Deatball	
3FG % 1st Half:	1-2	50.0%	2nd half:	3-8	37.5%	Game:	4-10	40.0%	Rebounds	
FT % 1st Half:	7-8	87.5%	2nd half:	9-12	75.0%	Game:	16-20	80.0%		3

Technical fouls: Bucknell-None. Vanderbilt-None.
Attendance: 12543

Score by periods	1st		2nd		Total
	1st	2nd	1st	2nd	
Bucknell	27	42	68		
Vanderbilt	27	53	80		

Last FG - BUCKNELL 2nd-00:10, VANDY 2nd-00:22.
Largest lead - BUCKNELL by 3 1st-16:40, VANDY by 21 2nd-02:32.

Points	In	Off	2nd	Fast	Bench
BUCKNELL	28	3	7	0	27
VANDY	26	8	11	8	35

Score tied - 4 times.
Lead changed - 10 times.

NASHVILLE - The Vanderbilt Commodores cost themselves enough, losing on their home court once already this season. They refused to drop another this early.

Jeffery Taylor scored 14 points and led five players in double digits to help No. 18 Vanderbilt beat Bucknell 80-68 with two starters out due to injuries.

The Commodores (2-1) bounced back after losing to Cleveland State to drop from No. 7. John Jenkins, the Southeastern Conference's leading scorer last season, hurt his right ankle in the loss when he stepped on a player's foot in the first half, while senior center Festus Ezeli is out with a sprained knee until at least December.

Brad Tinsley, Lance Goulbourne and Kedren Johnson each added 12 points. Rod Odom had 10.

Joe Willman led Bucknell (0-2) with 10 points. Joshua Singleton had 12 and Mike Muscala and Brian Fitzpatrick 10 apiece.

Josh Henderson, a redshirt freshman helping fill in with Ezeli out, hit a short jumper that put Vandy ahead to stay with 2:46 left. Tinsley hit a jumper, then Parker finished a fast-break with a layup for a 27-26 halftime lead. Vanderbilt kept building the lead from there, going up by as much as 76-55 on a 3-pointer by Parker with 2:30 left.

- Notes**
- ★ Five players scored in double-figures for Vanderbilt (Taylor 14, Tinsley 12, Goulbourne 12, Johnson 12, Odom 10) for the first time since January 19 of last season against Ole Miss.
 - ★ The Commodores only recorded five turnovers in the win, tying the lowest total by Vanderbilt in the 2010-11 season. VU gave the ball away only five times against Mississippi State in the SEC Tournament on March 11, 2011.
 - ★ Lance Goulbourne added 12 points and nine rebounds. Brad Tinsley and Kedren Johnson also tallied 12 points (career high), while Rod Odom finished the game with 10 points.

Game 4 • Nov. 19, 2011

Vanderbilt 86
vs. N.C. State 79
East Rutherford, N.J. (Izod Center)

#	Player	Total		3-Pr		Rebounds		PF	TP	A	TO	Bk	Stl	Min	
		FG	FGA	FT	FTA	Off	Def								
05	GOULBOURNE, Lance	f	4-5	0-0	7-9	0	5	5	3	15	1	0	0	1	29
44	TAYLOR, Jeffery	f	5-11	1-4	6-11	4	4	8	1	17	5	4	0	2	32
33	TCHIENGANG, Steve	c	2-4	0-0	2-5	3	8	11	1	6	1	1	0	0	34
01	TINSLEY, BRAD	g	5-8	2-3	2-2	0	2	2	3	14	4	3	0	0	22
23	JENKINS, John	q	10-16	4-9	4-6	0	2	2	1	28	0	2	1	3	33
02	JOHNSON, Kedren	q	0-3	0-2	0-0	0	2	2	3	0	2	2	0	2	15
11	FULLER, Kyle	g	1-1	0-0	1	0	1	0	0	1	1	1	0	1	10
24	PARKER, Dai-Jon	g	1-3	1-3	0-0	0	1	1	2	3	0	0	0	0	9
40	HENDERSON, Josh	g	0-0	0-0	0	0	0	0	0	0	0	0	0	0	4
45	ODOM, Rod	g	1-2	1-2	0	0	1	3	3	0	1	0	0	0	12
Team			28-54	9-25	21-33	0	1	1	20	86	14	17	1	8	200
Totals			28-54	9-25	21-33	0	1	1	20	86	14	17	1	8	200
FG % 1st Half: 17.31 54.8%		2nd half: 11.23 47.8%		Game: 28.54 51.9%		3FG % 1st Half: 8.17 47.1%		2nd half: 1.8 12.5%		Game: 9.25 36.0%		Deatball		Rebounds	
FT % 1st Half: 7.12 58.3%		2nd half: 14.21 66.7%		Game: 21.33 63.6%											

North Carolina State 79 - 2-1

#	Player	Total		3-Pr		Rebounds		PF	TP	A	TO	Bk	Stl	Min	
		FG	FGA	FT	FTA	Off	Def								
01	Howell, Richard	f	8-14	0-0	0-0	4	5	9	4	16	1	1	0	1	20
34	Harris, Tyler	f	3-9	0-1	1-2	2	4	6	3	7	0	1	0	0	28
00	Painter, DeShawn	c	3-6	0-0	1-2	0	1	1	3	7	0	0	0	0	15
02	Brown, Lorenzo	g	4-11	1-3	4-6	1	3	4	0	13	6	4	0	4	36
21	Williams, CJ	g	3-8	1-3	0-0	0	2	2	5	7	1	1	1	4	26
11	Johnson, Alex	g	2-4	2-4	1-2	1	0	1	2	7	3	3	0	1	29
05	Leslie, CJ	g	7-9	0-0	6-10	2	3	5	2	20	2	3	0	2	27
16	Raymond, Jagwan	g	0-0	0-0	0	0	1	0	0	0	0	0	0	0	1
14	Vandenbergh, Jordan	g	1-1	0-0	0	0	3	3	2	3	0	0	0	0	18
Team			31-62	4-11	13-22	10	24	34	22	79	16	13	1	12	200
Totals			31-62	4-11	13-22	10	24	34	22	79	16	13	1	12	200
FG % 1st Half: 15.25 60.0%		2nd half: 11.67 43.2%		Game: 31.62 60.0%		3FG % 1st Half: 3.5 60.0%		2nd half: 1.6 16.7%		Game: 4.11 36.4%		Deatball		Rebounds	
FT % 1st Half: 12.18 66.7%		2nd half: 14.21 66.7%		Game: 13.22 59.1%											

Officials: Brian O'Connell, Jeff Clark, Bill McCarthy
Technical fouls: Vanderbilt=None, North Carolina State=None
Attendance: 12307

Score by periods

Period	1st	2nd	Total
Vanderbilt	49	37	86
North Carolina State	45	34	79

Last FG - VANDY 2nd-01:22, ST 2nd-00:05
Largest lead - VANDY by 9, 2nd-01:11, ST by 2, 2nd-07:58

Score tied - 4 times
Lead changed - 9 times

Game 5 • Nov. 21, 2011

Vanderbilt 64
vs. Oregon State 62
East Rutherford, N.J. (Izod Center)

#	Player	Total		3-Pr		Rebounds		PF	TP	A	TO	Bk	Stl	Min	
		FG	FGA	FT	FTA	Off	Def								
05	GOULBOURNE, Lance	f	4-9	1-2	0-0	1	8	9	3	9	2	6	0	2	31
44	TAYLOR, Jeffery	f	6-12	0-2	1-2	5	3	8	1	13	2	3	1	2	29
33	TCHIENGANG, Steve	c	2-2	1-1	4-4	1	4	5	3	9	1	1	0	0	24
01	TINSLEY, BRAD	g	4-6	1-3	0-0	0	2	2	1	9	2	3	0	1	29
23	JENKINS, John	q	5-13	4-7	0-0	0	3	3	0	14	0	3	0	0	38
02	JOHNSON, Kedren	q	1-3	0-1	0-0	0	0	0	1	2	2	1	0	0	9
11	FULLER, Kyle	g	0-0	0-0	0	0	1	1	0	0	0	0	0	0	3
24	PARKER, Dai-Jon	g	1-3	0-2	0-0	0	0	0	1	2	2	2	0	0	13
40	MOATS, Shelby	g	0-1	0-1	0-0	0	0	0	0	1	0	1	0	0	3
40	HENDERSON, Josh	g	1-2	0-0	0-0	1	0	1	3	2	0	1	0	0	4
45	ODOM, Rod	g	2-3	0-0	0-0	0	0	0	1	4	0	2	1	0	17
Team			26-55	7-19	3	1	4	4	0	2	1	0	0	0	17
Totals			26-55	7-19	3	1	4	4	0	2	1	0	0	0	17
FG % 1st Half: 12.30 40.0%		2nd half: 14.25 56.0%		Game: 26.55 47.3%		3FG % 1st Half: 3.0 30.0%		2nd half: 4.9 44.4%		Game: 7.9 36.8%		Deatball		Rebounds	
FT % 1st Half: 4.4 100.0%		2nd half: 1.2 50.0%		Game: 5.6 83.3%											

Oregon State 62 - 3-2

#	Player	Total		3-Pr		Rebounds		PF	TP	A	TO	Bk	Stl	Min	
		FG	FGA	FT	FTA	Off	Def								
11	Burton, Joe	f	2-7	0-0	0-0	2	3	5	3	4	1	1	1	0	25
44	Collier, Devon	f	8-11	0-0	3-5	4	1	5	0	19	1	1	4	2	33
12	Brandt, Angus	c	1-3	0-2	0-0	0	1	1	2	1	1	1	1	1	24
01	Cunningham, Jared	g	3-9	0-2	3-5	1	2	3	3	9	3	7	0	7	37
03	Starks, Ahmad	g	6-20	2-9	2-2	0	4	4	2	16	5	2	0	4	36
00	McShane, Kevin	g	0-0	0-0	0-0	0	0	0	0	0	2	0	0	0	1
02	Barton, Challe	g	0-0	0-0	0-0	0	1	1	0	0	0	0	0	0	5
16	Morland, Eric	g	4-7	0-0	0-2	4	4	2	8	3	1	0	1	0	25
55	Nelson, Roberto	g	2-3	0-1	0-0	0	1	1	0	3	0	0	0	0	14
Team			26-60	2-14	8-14	13	18	31	12	62	14	17	6	15	200
Totals			26-60	2-14	8-14	13	18	31	12	62	14	17	6	15	200
FG % 1st Half: 13.29 44.8%		2nd half: 13.31 41.9%		Game: 26.60 43.3%		3FG % 1st Half: 2.9 22.2%		2nd half: 0.5 0.0%		Game: 2.14 14.3%		Deatball		Rebounds	
FT % 1st Half: 3.3 100.0%		2nd half: 5.11 45.9%		Game: 8.14 57.1%											

Officials: Jim Bur, Michael Stephens, Guy Piegans
Technical fouls: Vanderbilt=None, Oregon State=None
Attendance: 12304

Score by periods

Period	1st	2nd	Total
Vanderbilt	31	33	64
Oregon State	31	31	62

Last FG - VANDY 2nd-00:05, OSU 2nd-00:33
Largest lead - VANDY by 9, 2nd-01:16, OSU by 10, 1st-13:40

Score tied - 9 times
Lead changed - 9 times

Game 6 • Nov. 25, 2011

Monmouth 73
at Vanderbilt 95
Nashville, Tenn. (Memorial Gym)

#	Player	Total		3-Pr		Rebounds		PF	TP	A	TO	Bk	Stl	Min	
		FG	FGA	FT	FTA	Off	Def								
20	MYERS KEITT, Mike	f	2-2	1-1	0-0	0	2	2	0	5	0	1	0	0	15
32	WAITE, Ed	f	5-9	0-1	5-5	2	3	5	5	15	1	3	0	4	30
01	NESMITH, Dion	g	4-9	0-3	0-0	0	1	1	5	8	2	1	0	0	25
02	STEELE, Jesse	g	8-17	4-7	3-3	0	3	3	2	26	5	4	0	0	35
13	NICHOLAS, Andrew	q	3-11	1-4	2-4	1	2	3	4	9	2	3	0	4	32
03	DILEO, Max	q	0-4	0-1	0-0	0	3	3	1	0	2	0	0	0	21
15	HARRIS, Mykel	g	0-0	0-0	0-0	0	0	0	0	0	0	0	0	0	4
23	TILLOTSON, Austin	g	3-5	2-2	3-4	0	0	0	4	11	2	5	0	2	33
24	JAMES, Daniel	g	0-1	0-0	1	2	0	2	0	0	1	0	0	0	5
Team			26-58	8-19	13-17	7	17	24	21	73	14	17	0	10	200
Totals			26-58	8-19	13-17	7	17	24	21	73	14	17	0	10	200
FG % 1st Half: 11.29 37.9%		2nd half: 15.29 51.7%		Game: 26.58 44.8%		3FG % 1st Half: 3.11 27.3%		2nd half: 5.8 62.5%		Game: 8.19 42.1%		Deatball		Rebounds	
FT % 1st Half: 2.4 50.0%		2nd half: 11.13 66.0%		Game: 13.17 76.5%											

Vanderbilt 95 - 6-1

#	Player	Total		3-Pr		Rebounds		PF	TP	A	TO	Bk	Stl	Min	
		FG	FGA	FT	FTA	Off	Def								
05	GOULBOURNE, Lance	f	3-7	0-1	1-1	2	8	10	3	7	1	2	0	2	27
44	TAYLOR, Jeffery	f	6-13	0-3	4-8	1	1	2	1	1	1	1	0	1	25
45	ODOM, Rod	f	1-1	1-1	1-2	1	2	3	4	0	0	0	0	1	17
01	TINSLEY, BRAD	g	3-4	2-3	8-8	1	1	1	3	16	3	0	1	27	
23	JENKINS, John	g	6-12	3-7	3-4	1	2	3	0	18	1	0	0	1	27
02	JOHNSON, Kedren	g	0-2	0-2	0-0	0	2	2	1	6	1	2	1	0	16
11	FULLER, Kyle	g	1-1	0-0	0-0	1	1	2							

Game 10 • Dec. 17, 2011

Indiana State 61
at Vanderbilt 55
Nashville, Tenn. (Memorial Gym)

Indiana State 61 • 8-2													
#	Player	Total	3-Ptr	Rebounds	PF	TP	A	T.O.	Bk	Sf	Min	Deadball	
FG	FGA	FT	FTA	Off	Def	TP	A	T.O.	Bk	Sf	Min	Rebounds	
15	RICHARD, Carl	f	4-6	3-4	0-0	1	11	1	0	0	1	34	
24	WALKER, Myles	c	1-10	0-0	1-2	1	4	5	2	3	1	1	25
13	ODUM, Jake	q	3-9	0-2	4-6	0	8	8	2	10	7	6	32
24	PRINTY, Jordan	g	4-7	3-5	0-0	0	5	5	0	13	1	0	3
21	MCWHORTER, Steve	g	2-4	0-1	2-2	0	0	0	0	2	2	0	1
02	EITEL, Lucas	g	0-0	0-0	0-0	0	1	1	2	0	0	1	0
05	GANT, Justin	g	0-3	0-1	0-0	0	0	0	0	1	0	0	4
20	LATHAN, Dwayne	g	2-4	0-1	0-0	0	2	2	6	1	0	0	23
31	MAHURIN, RJ	g	5-8	4-7	0-0	2	0	2	3	14	1	0	0
Team			0	1	1								
Totals			22-51	10-21	7-10	4	25	29	14	61	14	15	1
FG % 1st Half:	10-28	35.7%	2nd Half:	12-23	52.2%	Game:	22-51	43.1%	Deadball				
3FG % 1st Half:	6-13	46.2%	2nd Half:	4-8	50.0%	Game:	10-21	47.6%	Rebounds				
FT % 1st Half:	2-4	50.0%	2nd Half:	5-6	83.3%	Game:	7-10	70.0%					

Vanderbilt 55 • 6-4													
#	Player	Total	3-Ptr	Rebounds	PF	TP	A	T.O.	Bk	Sf	Min	Deadball	
FG	FGA	FT	FTA	Off	Def	TP	A	T.O.	Bk	Sf	Min	Rebounds	
44	TAYLOR, Jeffery	f	8-15	3-6	2-4	2	4	6	2	2	2	0	2
45	ODUM, Rod	f	0-2	0-0	0-0	0	1	1	0	0	0	0	16
03	EZELL, Festus	c	2-6	0-0	0-0	0	4	4	0	0	4	1	22
01	TINSLEY, Brad	g	5-8	2-4	0-0	0	6	6	0	12	3	1	2
23	JENKINS, John	g	3-10	1-6	4-5	2	2	4	4	11	2	0	0
02	JOHNSON, Kedren	g	0-2	0-1	1-2	0	1	1	0	1	2	0	0
05	GOULBOURNE, Lance	g	1-3	0-1	2-3	2	4	6	3	4	0	2	0
24	PARKER, Dai-Jon	g	0-1	0-1	0-0	0	0	0	0	0	1	0	0
33	TCHENGANG, Steve	g	0-3	0-1	2-4	1	2	3	1	2	3	1	0
Team			0	3	3								
Totals			19-50	6-22	11-18	7	27	34	10	55	9	15	4
FG % 1st Half:	10-24	41.7%	2nd Half:	9-26	34.6%	Game:	19-50	38.0%	Deadball				
3FG % 1st Half:	3-12	25.0%	2nd Half:	3-10	30.0%	Game:	6-22	27.3%	Rebounds				
FT % 1st Half:	5-7	71.4%	2nd Half:	6-11	54.5%	Game:	11-18	61.1%					

Score by periods	1st	2nd	Total
Indiana State	28	33	61
Vanderbilt	20	27	55

NASHVILLE - Indiana State studied how Cleveland State guarded John Jenkins back in November. Then coach Greg Lansing put Steve McWhorter on Vanderbilt's best player, as he usually does with any opponent.

McWhorter held the Southeastern Conference's top scorer to a season-low 11 points and the sophomore guard hit two free throws with 3:32 left to put Indiana State ahead for good as the Sycamores upset No. 25 Vanderbilt 61-55 for their first win over a ranked team since 2006.

Indiana State (8-2) earned its fifth win in 12 games against SEC teams and first since beating Vanderbilt on Dec. 22, 1984, in Terre Haute. The Sycamores are off to their best start since opening 8-1 in 2005-06, and Lansing called this a big win for his program.

RJ Mahurin had a career-high 14 points off the bench, and Carl Richard and Jordan Printy each finished with 11. Jake Odum added 10 for the Sycamores, whose last win over a ranked team came on their own court against No. 14 Butler on Dec. 12, 2006.

Vanderbilt (6-4) lost its third non-conference game at home this season, with Cleveland State being the first. That's the most since the 1977-78 season.

Looking rusty, Vanderbilt fell behind by 12 early. The Commodores scored only once after Lance Goulbourne's three-point play with 6:32 left, and Jeffery Taylor's layup with 53.2 seconds remaining just wasn't enough.

Taylor finished with 21 points and Brad Tinsley had 12. Taylor had no answer for why the Commodores couldn't hold onto the lead.

"We're going to have to figure it out. It can't keep going like this," he said. "We're a much better team than we're playing right now."

- Notes**
- ★ The Commodores dropped their third home non-conference game of the season.
 - ★ Vanderbilt was outscored 16-2 in the last 6:31 of the game.
 - ★ Vanderbilt shot 38.0% from the field. VU is 0-2 this season when shooting less than 40%. They also shot 27.3% in 3FG to Indiana State's 47.6%. The Commodores are 0-2 when shooting less than 30% from 3's

Game 11 • Dec. 19, 2011

Longwood 71
at Vanderbilt 99
Nashville, Tenn. (Memorial Gym)

Longwood 71 • 4-7													
#	Player	Total	3-Ptr	Rebounds	PF	TP	A	T.O.	Bk	Sf	Min	Deadball	
FG	FGA	FT	FTA	Off	Def	TP	A	T.O.	Bk	Sf	Min	Rebounds	
33	van der Kooij, Jan	f	3-7	0-3	0-0	0	3	3	1	6	1	2	0
04	Carter, Andrew	c	9-17	2-3	0-0	2	8	10	4	20	0	4	0
01	Bowman, Jeremiah	g	3-6	1-1	4-4	0	0	0	3	11	5	0	0
02	PARKING, Martiaz	g	1-7	0-3	0-0	1	2	3	0	2	3	2	0
02	Carey, Tristan	g	7-10	6-8	3-0	0	4	4	20	2	1	1	0
08	Taylor, Anthony	g	1-3	0-0	0-0	1	1	2	2	0	0	1	0
10	Shockley, Stephen	g	0-0	0-0	0-0	0	0	0	0	0	0	0	0
15	Robinson, David	g	1-4	0-1	5-6	1	2	3	2	7	2	0	0
21	Parker, Mark	g	1-2	1-1	0-0	1	0	1	1	3	0	2	0
44	Havestein, Jeff	g	0-3	0-0	0-0	0	1	1	0	1	2	1	0
Team			2	3	2								
Totals			26-59	10-20	9-10	9	24	32	18	71	14	19	2
FG % 1st Half:	11-28	39.3%	2nd Half:	15-31	48.4%	Game:	26-59	44.1%	Deadball				
3FG % 1st Half:	6-13	46.2%	2nd Half:	4-7	57.1%	Game:	10-20	50.0%	Rebounds				
FT % 1st Half:	5-6	83.3%	2nd Half:	4-4	100.0%	Game:	9-10	90.0%					

Vanderbilt 99 • 7-4													
#	Player	Total	3-Ptr	Rebounds	PF	TP	A	T.O.	Bk	Sf	Min	Deadball	
FG	FGA	FT	FTA	Off	Def	TP	A	T.O.	Bk	Sf	Min	Rebounds	
05	GOULBOURNE, Lance	f	7-10	1-2	0-0	3	7	10	1	15	2	0	2
33	TCHENGANG, Steve	f	3-7	0-1	1-2	1	3	4	2	7	0	0	1
44	TAYLOR, Jeffery	g	12-14	2-3	3-5	3	2	5	0	29	0	1	0
01	TINSLEY, Brad	g	3-6	3-5	3-3	1	2	3	1	12	3	2	0
23	JENKINS, John	g	6-14	3-9	4-5	0	0	0	3	19	2	0	2
02	JOHNSON, Kedren	g	2-5	1-3	1-1	0	0	0	6	2	2	0	1
11	FULLER, Kyle	g	1-5	0-2	3-5	0	2	2	0	5	0	0	0
12	SMART, Jordan	g	1-1	1-1	0-0	0	1	1	1	3	0	0	0
14	NOLL, Aaron	g	0-1	0-0	0-0	1	0	0	0	0	0	0	0
24	PARKER, Dai-Jon	g	0-4	0-1	0-0	0	0	0	0	1	0	0	1
34	MOATS, Shelby	g	0-1	0-1	0-0	0	0	0	0	1	0	0	5
35	SIKAMA, James	g	0-0	0-0	0-0	0	0	0	0	0	0	0	0
45	ODUM, Rod	g	1-3	1-2	0-0	2	2	4	2	3	1	4	1
Team			2	5	7								
Totals			36-71	12-29	15-21	13	25	38	10	99	13	10	2
FG % 1st Half:	20-38	52.6%	2nd Half:	16-33	48.5%	Game:	36-71	50.7%	Deadball				
3FG % 1st Half:	7-14	50.0%	2nd Half:	5-9	55.6%	Game:	12-29	41.4%	Rebounds				
FT % 1st Half:	5-6	83.3%	2nd Half:	10-15	66.7%	Game:	15-21	71.4%					

Score by periods	1st	2nd	Total
Longwood	33	38	71
Vanderbilt	52	47	99

NASHVILLE - Jeffery Taylor scored 18 of his 29 points in the first half, and the Vanderbilt Commodores rebounded hours after dropping out of the Top 25 rankings by beating Longwood 99-71.

The Commodores (7-4) fell out of the 25th spot nationally after starting a three-game homestand by losing to Indiana State. That was their first game in 10 days due to exams so spread out that coach Kevin Stallings had trouble holding scheduled practices or having all Commodores on hand.

They needed the chance to just play, and they got that against a team that just finished moving up to Division I in 2007. John Jenkins scored 19 points for Vanderbilt. Lance Goulbourne added 15 and Brad Tinsley 12. Nine Commodores scored at least three points.

Antwan Carter and Tristan Carey each scored 20 points to lead Longwood (4-7). Jeremiah Bowman added 11.

The Lancers led only once on a 3-pointer by Bowman. Jenkins hit a jumper, starting an 11-2 run by Vanderbilt that put the Commodores in control for the rest of the game. Vandy hit four of its first five 3s and finished 12 of 29 beyond the arc.

- Notes**
- ★ Vanderbilt scored a season-high 99 points vs. Longwood. This is the second game of the season where the Commodores have scored 95 points. The previous game of at least 95 points--against Monmouth (11/25/11).
 - ★ The Commodores won by 28 points, their largest margin of victory for the season. Prior to the win, 22 points was the team's largest margin of victory (against Monmouth, 11/25/11).
 - ★ The 12-3's made was the most by VU this season.
 - ★ The Commodores dropped a season-high with 11 steals.
 - ★ Taylor led the team in scoring with 29 points, his third consecutive 20+-point game.
 - ★ Taylor ended one point shy of his career high, set against Davidson on 12/7/11. (30pts).
 - ★ Jenkins had his 42nd consecutive game of double-digit scoring with 19 points. Jenkins was 3-9 from three, his seventh game this season with three or more threes.

Game 12 • Dec. 21, 2011

Lafayette 58
at Vanderbilt 89
Nashville, Tenn. (Memorial Gym)

Lafayette 58 • 4-7													
#	Player	Total	3-Ptr	Rebounds	PF	TP	A	T.O.	Bk	Sf	Min	Deadball	
FG	FGA	FT	FTA	Off	Def	TP	A	T.O.	Bk	Sf	Min	Rebounds	
13	Willen, Ryan	f	4-14	2-4	3-3	1	3	4	1	13	0	2	0
04	Palham, J.D.	c	1-10	0-0	0-0	0	0	0	0	0	2	1	0
12	Hirrichs, Seth	g	6-8	1-1	3-3	1	2	3	1	16	0	3	0
11	Mower, Jim	g	2-6	1-5	0-0	0	3	3	0	5	0	2	1
32	Delaney, Rob	g	4-7	0-2	0-0	2	2	1	8	6	5	0	1
04	Detmer, Jack	g	0-1	0-1	0-0	0	0	0	0	0	0	0	0
05	Ptasinski, Joseph	g	0-1	0-1	0-0	0	2	2	1	0	1	2	0
20	Trist, Dan	g	4-7	0-0	1-2	1	3	4	1	9	1	0	0
22	Finnegan, Alan	g	0-3	0-1	0-0	0	1	1	0	0	1	0	0
23	Smith, Les	g	2-3	1-2	0-0	0	2	2	0	5	0	0	0
24	Giese, Levi	g	0-0	0-0	0-0	0	0	0	0	0	0	0	0
33	Petrovich, Nick	g	0-3	0-1	0-0	1	1	2	3	0	0	1	0
Team			0	1	1								
Totals			23-54										

Game 13 • Dec. 29, 2011

Vanderbilt..... 74
at Marquette..... 57
Milwaukee, Wisc. (Bradley Center)

Vanderbilt 74 - 9-4

#	Player	Total		3-Pr		Rebounds		PF	TP	A	TO	Blk	Stl	Min
		FG-FGA	FT-FTA	Off	Def	Off	Def							
05	GOULBOURNE, Lance	f	4-5	1-2	4-6	4	12	16	2	13	2	1	3	36
06	CHENGGANG, Steve	f	0-2	0-1	4-4	0	0	0	0	4	0	0	1	13
04	TAYLOR, Jeffery	f	7-14	2-5	3-4	2	2	4	2	19	1	3	0	32
01	TINSLEY, Brad	g	3-5	2-3	3-3	0	2	2	0	11	8	3	0	29
23	JENKINS, John	g	5-12	4-8	0-0	2	3	2	14	1	1	0	0	34
02	JOHNSON, Kedren	g	0-2	0-1	0-0	0	2	2	0	4	1	0	1	12
03	EZELI, Festus	g	2-4	0-0	4-7	2	5	7	3	8	0	0	0	17
11	FULLER, Kyle	g	0-0	0-0	0	1	1	0	0	0	0	0	0	1
24	PARKER, Dai-Jon	g	0-1	0-0	0-0	0	1	2	0	1	1	1	1	12
34	MOATS, Shelby	g	0-0	0-0	0-0	0	0	0	0	0	0	0	0	1
35	SIKAM, James	g	0-0	0-0	0-0	0	0	0	0	0	0	0	0	1
45	ODOM, Rod	g	2-4	1-2	0-0	0	2	4	5	0	0	0	0	12
Team						0	1	1						
Totals			23-49	10-22	18-24	9	30	39	23	74	17	4	9	200
FG % 1st Half			13.25	52.0%	2nd half	10.24	41.7%	Game:	23-49	46.9%	Deatball			
3FG % 1st Half			7.12	63.3%	2nd half	3.10	30.0%	Game:	10-22	45.5%	Rebounds			
FT % 1st Half			11.16	68.8%	2nd half	7.8	87.5%	Game:	18-24	75.0%				

Marquette 57 - 11-2

#	Player	Total		3-Pr		Rebounds		PF	TP	A	TO	Blk	Stl	Min
		FG-FGA	FT-FTA	Off	Def	Off	Def							
05	CROWDER, Jae	f	4-13	0-1	8-14	7	3	10	3	16	4	1	0	36
04	GARDNER, Davante	f	1-2	0-0	0-2	1	1	2	3	2	0	0	0	6
01	JOHNSON-ODOM, Darius	g	5-15	1-6	1-1	0	2	2	0	12	3	2	0	29
02	BLUE, Vander	g	1-7	0-2	1-2	1	1	2	3	2	3	0	0	21
09	CADOUAN, Junior	g	1-3	0-1	0-0	0	2	2	2	1	3	0	0	21
00	WILSON, Jamil	g	2-6	1-2	0-0	1	2	3	5	1	0	1	0	24
04	MAYO, Todd	g	3-9	1-2	3-5	1	2	3	10	0	3	0	0	23
10	ANDERSON, Juan	g	0-0	0-0	2-2	0	0	0	1	2	0	0	0	9
22	JONES, Jamail	g	0-1	0-1	0-2	1	5	6	1	0	1	0	0	13
33	WILSON, Derrick	g	2-3	0-0	1-2	2	0	2	3	5	0	0	0	19
Team			19-59	3-15	16-30	15	20	36	19	57	12	4	1	200
FG % 1st Half			7.33	21.2%	2nd half	12.26	46.2%	Game:	19-59	32.0%	Deatball			
3FG % 1st Half			12.9	12.5%	2nd half	2.7	28.6%	Game:	3-15	20.0%	Rebounds			
FT % 1st Half			7.14	50.0%	2nd half	9.16	56.3%	Game:	16-30	53.3%				

Officials: John Cahill, Tim Higgins, Mike Roberts

Technical fouls: Vanderbilt-EZELI, Festus; Marquette-None.

Attendance: 15684

Score by periods

Period	1st	2nd	Total
Vanderbilt	44	30	74
Marquette	22	35	57

Last FG - VANDY 2nd 01:38, MAR 2nd 01:13

Largest lead - VANDY 27 1st 07:22, MAR by 2 1st 05:19.

Score tied - 0 times

Lead changed - 7 times

MILWAUKEE - Things started so well for Vanderbilt, Kevin Stallings found himself looking away from the scoreboard.

The Vanderbilt coach couldn't believe his team was making things so difficult for Marquette (No. 13 ESPN/USA Today, No. 14 AP).

"I was sure that I was like in a mirage or something, just seeing things," Stallings said. "I tried to stop looking."

Jeffery Taylor scored 13 of his 19 points in the second half to help Vanderbilt steamroll Marquette 74-57.

John Jenkins added 14 points, and Lance Goulbourne had 13 points and 16 rebounds for the Commodores (9-4), who beat a ranked team for the first time this season.

Jae Crowder scored 16 points on 4-of-13 shooting for the Golden Eagles (11-2), who shot a season-low 32.2 percent from the field.

Vanderbilt, considered a top-10 team at the beginning of the season, came in unranked after a Dec. 17 loss to Indiana State. The Commodores came in with a 0-2 mark against ranked teams this season, with losses to Xavier and Louisville -- both in overtime.

But the Commodores looked worthy of their preseason ranking, smothering the Golden Eagles on defense and doing just about anything they wanted on the other end.

Things went poorly from the start for the Golden Eagles, who shot 1 for 16 from the field to start the game.

Marquette tried to get the ball to Crowder down low early on, but it wasn't working with several Vanderbilt defenders collapsing on him every time he touched the ball. Crowder started the game 0 for 7.

Notes

★ The Commodores defeated their first ranked opponent of the season with the victory and moved to 1-2 in 2011-12 against ranked opponents. It was also Vanderbilt's first road win over a ranked opponent since January 27, 2010 (at Tennessee, W, 85-76), bit (9-12).

★ The road win moved Vanderbilt to 2-1 on the season in true road contests.

Game 10 • Jan. 2, 2012

Miami (Ohio)..... 62
at Vanderbilt..... 69
Nashville, Tenn. (Memorial Gym)

Miami (Ohio) 62 - 4-8

#	Player	Total		3-Pr		Rebounds		PF	TP	A	TO	Blk	Stl	Min
		FG-FGA	FT-FTA	Off	Def	Off	Def							
04	MAVUNGA, Julian	f	7-11	0-0	0-0	6	5	11	3	14	2	6	0	40-
26	HARRIS, Jon	f	3-7	1-5	0-0	1	4	5	1	7	2	0	1	33
00	MCHEE, Drew	c	2-4	0-0	0-0	0	1	1	4	0	0	0	1	11
01	SEWELL, Josh	g	1-5	0-2	0-0	0	2	2	1	2	1	0	0	22
02	ROLLINS, Quinten	g	2-6	0-1	1-1	0	1	0	1	2	5	2	0	18
09	SULLIVAN, Will	g	1-5	0-2	0-0	0	2	1	2	0	0	0	1	17
14	SULLIVAN, Brian	g	8-11	8-10	0-0	0	1	1	4	24	1	2	0	32
46	THOMAS, Adam	g	0-3	0-1	0-0	0	5	5	1	0	0	0	0	11
55	LEGARZA, Vince	g	2-3	0-0	0-0	0	0	0	2	4	1	0	0	16
Team						1	2	3						
Totals			26-55	19-21	1-1	9	22	31	16	62	9	14	1	200
FG % 1st Half			10-27	37.0%	2nd half	16-28	57.1%	Game:	26-55	47.3%	Deatball			
3FG % 1st Half			4-11	36.4%	2nd half	5-10	50.0%	Game:	9-21	42.9%	Rebounds			
FT % 1st Half			0-0	0.0%	2nd half	1-1	100.0%	Game:	1-1	100.0%				

Vanderbilt 69 - 10-4

#	Player	Total		3-Pr		Rebounds		PF	TP	A	TO	Blk	Stl	Min
		FG-FGA	FT-FTA	Off	Def	Off	Def							
05	GOULBOURNE, Lance	f	2-7	1-2	4-4	1	3	4	1	9	2	3	2	27
33	CHENGGANG, Steve	f	2-3	0-0	2-2	1	3	4	1	6	0	0	0	18
04	TAYLOR, Jeffery	f	5-11	1-3	0-1	3	2	5	0	11	3	3	0	33
01	TINSLEY, Brad	g	2-4	1-1	0-0	2	2	2	1	11	4	1	0	27
23	JENKINS, John	g	5-10	3-3	0	1	1	26	0	1	1	1	1	35
02	JOHNSON, Kedren	g	2-3	0-0	0-1	0	1	1	1	4	2	2	1	20
03	EZELI, Festus	g	1-5	0-0	0-0	3	4	7	1	2	1	0	0	20
24	PARKER, Dai-Jon	g	0-3	0-1	0-0	0	0	0	0	0	1	0	0	6
45	ODOM, Rod	g	0-1	0-1	0-0	0	1	2	0	0	0	0	0	14
Team						1	2	2						
Totals			23-52	8-18	15-17	9	18	27	8	69	13	9	9	200
FG % 1st Half			9-27	33.3%	2nd half	14-25	56.0%	Game:	23-52	44.2%	Deatball			
3FG % 1st Half			2-9	22.2%	2nd half	6-9	66.7%	Game:	8-18	44.4%	Rebounds			
FT % 1st Half			7-8	87.5%	2nd half	8-9	88.9%	Game:	15-17	88.2%				

Officials: Anthony Jordan, Roger Ayers, Michael Stephens

Technical fouls: Miami (Ohio)-None; Vanderbilt-None.

Attendance: 13162

Score by periods

Period	1st	2nd	Total
Miami (Ohio)	24	38	62
Vanderbilt	27	42	69

Last FG - MIAMI 2nd 00:22, VANDY 2nd 02:51

Largest lead - MIAMI 4 1st 07:26, VANDY by 11 2nd 09:29.

Score tied - 2 times

Lead changed - 4 times

NASHVILLE - John Jenkins hit five 3-pointers and scored 26 points as Vanderbilt overcame a sluggish start and beat Miami (Ohio) 69-62 for the Commodores' fourth straight victory.

Coming off a 74-57 win at then-No. 14 Marquette, the Commodores (10-4) opened this game like so many this season at Memorial Gym struggling to find the basket, hitting only two of their first 14 shots. They finally heated up, especially from 3-point range where they hit 8 of 18 (44.4 percent) for the game.

Jeffery Taylor and Brad Tinsley each added 11 points, and senior Festus Ezeli blocked four shots to become Vanderbilt's career leader, passing former NBA player Will Perdue.

Freshman Brian Sullivan came off the bench and led the RedHawks (4-8) with 24 points, going 8 of 10 from beyond the arc. Julian Mavunga had his eighth double-double this season but was held to a season-low 14 points, along with his 11 rebounds.

The RedHawks, whose losses include 66-60 at then-No. 13 Xavier, pulled within 43-41 as Mavunga scored six points and Jon Harris hit a 3-pointer with 12 minutes left. Jenkins answered with another 3, then hit a jumper after a pump fake to push the lead to 48-41.

Miami (Ohio) pulled within 59-55 as Drew McGhee capped a 9-3 spurt. Jenkins hit a fall-away jumper to push it to 61-55 with 3:58 left, then the Commodores forced Miami (Ohio) into its fourth shot clock violation of the game.

Brian Sullivan hit his eighth 3 to pull Miami (Ohio) within 63-58 only to have Ezeli block Josh Sewell's layup with 1:46 left. Miami (Ohio) never got closer than five as the Commodores hit all six free throws in the final 67 seconds to win.

Notes

★ Festus Ezeli tallied four blocks in the game, breaking the all-time record at Vanderbilt for blocks. He now has 159 in his career. The center added seven rebounds in the victory.

★ Jenkins led Vanderbilt with 26 points. He now has scored in double figures in every game he's played this season, and 62 times in his career. He has achieved the mark in 45 consecutive games played.

★ Taylor and Tinsley added 11 points each, marking the 85th career double digit scoring game for the former, and the 54th for the latter.

Game 15 • Jan. 7, 2011

Auburn..... 35
at Vanderbilt..... 65
Nashville, Tenn. (Memorial Gym)

Auburn 35 - 10-5, 0-1 SEC

#	Player	Total		3-Pr		Rebounds		PF	TP	A	TO	Blk	Stl	Min
		FG-FGA	FT-FTA	Off	Def	Off	Def							
22	Gabriel, Kenny	f	1-7	0-2	0-0	0	0	3	2	2	0	1	0	24
41	Gabriel, Rob	f	1-10	0-0	0-0	3	3	6	4	2	1	1	1	25

Game 16 • Jan. 10, 2012

Vanderbilt 67
at South Carolina 57
Columbia, S.C. (Colonial Life Arena)

Vanderbilt 67 - 12-4, 2-0

#	Player	Total		3-Ptr		Rebounds		PF	TP	A	TO	Bk	Stl	Min
		FG	FGA	FG	FGA	FT	FTA							
03	EZELI, Festus	c	1-1	0-0	0-0	1	2	5	2	1	1	1	0	18
01	TINSLEY, Brad	g	4-5	3-4	2-2	0	0	1	13	9	2	0	0	29
05	GOULBOURNE, Lance	g	2-6	0-1	4-4	3	7	10	3	8	0	2	1	21
23	JENKINS, John	g	5-10	4-8	0-0	1	2	3	0	14	3	4	0	30
44	TAYLOR, Jeffery	g	4-6	3-4	0-0	0	3	3	2	11	3	4	0	32
02	JOHNSON, Kedren	g	0-3	0-1	0-0	0	2	2	0	0	0	0	0	11
11	FULLER, Kyle	g	0-1	0-0	0-0	1	1	0	0	0	0	0	0	3
34	PARKER, Dai-Jon	g	1-1	1-1	0-0	0	1	1	0	3	2	0	0	15
33	TCHIENGANG, Steve	g	4-5	0-1	2-2	0	1	3	10	0	1	0	1	19
24	MOATS, Shelby	g	0-0	0-0	0-0	0	0	0	0	0	0	0	0	3
45	ODOM, Rod	g	2-2	2-2	0-0	0	0	1	6	1	1	0	0	19
Team			2-2		2-4		1		1		1		0	
Totals			23-40	13-22	8-8	7	20	27	15	67	19	18	2	4
FG % 1st Half:		8-15	53.3%	2nd half:		15-25	60.0%	Game:		23-40	57.5%	Deadball		
3FG % 1st Half:		4-7	57.1%	2nd half:		9-15	60.0%	Game:		13-22	59.1%	Rebounds		9
FT % 1st Half:		2-2	100.0%	2nd half:		6-6	100.0%	Game:		9-8	100.0%			

South Carolina 57 - 8-0, 0-2

#	Player	Total		3-Ptr		Rebounds		PF	TP	A	TO	Bk	Stl	Min
		FG	FGA	FG	FGA	FT	FTA							
13	GILL, Anthony	f	3-7	0-2	2-2	2	2	4	0	8	0	1	0	28
15	COOKE, Malik	f	4-11	1-2	1-2	1	2	4	0	1	1	0	0	35
24	HARRIS, Darnonte	f	4-7	0-0	3-4	7	3	10	2	11	0	3	1	31
30	JACKSON, Lakeem	f	1-5	0-0	1-2	1	1	2	1	3	0	1	0	18
08	SMITH, Eric	g	0-4	0-2	0-0	0	0	0	0	1	1	0	0	16
01	WILLIAMS, Brenton	g	0-0	0-0	0-0	0	0	0	0	0	0	0	0	3
02	RICHARDSON, Brian	g	2-3	2-3	0-0	0	0	0	0	2	6	0	0	10
23	ELLINGTON, Bruce	g	8-12	1-2	3-3	0	0	0	2	20	3	0	0	24
32	LEONARD, Damien	g	0-4	0-2	0-0	0	0	0	0	1	1	0	1	13
33	SLAWSON, RJ	g	0-0	0-0	0-0	0	1	2	0	0	0	0	2	19
45	GEATHERS, Carlton	g	0-0	0-0	0-0	0	0	0	0	0	0	0	0	2
Team			1-0		1-1		12		9		21		11	
Totals			22-53	4-13	9-11	12	9	21	11	57	4	9	2	9
FG % 1st Half:		5-26	19.2%	2nd half:		17-27	63.0%	Game:		22-53	41.5%	Deadball		
3FG % 1st Half:		0-8	0.0%	2nd half:		4-5	80.0%	Game:		4-13	30.8%	Rebounds		13
FT % 1st Half:		0-4	0.0%	2nd half:		7-7	100.0%	Game:		9-11	81.8%			

Officials: Antonio Pattsy, James Luckie, Ed Corbett
Technical fouls: Vanderbilt None, South Carolina-None.
Attendance: 6353

Score by periods	1st	2nd	Total
Vanderbilt	22	45	67
South Carolina	12	45	57

Last FG - VANDY 2nd-03:49, 3C 2nd-00:10.
Largest lead - VANDY by 24 2nd-03:49, 3C by 2 1st-19:32.

COLUMBIA, S.C. - It's been two Southeastern Conference games and two lights-out shooting performances from Vanderbilt and the league's leading scorer John Jenkins.

Jenkins had all but two of his 14 points in the second half and four of Vanderbilt's 13 3-pointers as the Commodores built a 24-point lead before holding on to defeat South Carolina 67-57. It was Vanderbilt's sixth straight win and second consecutive SEC blow-out after a 65-35 win over Auburn to start league play last Saturday.

"I sure hope so" Jenkins said when asked if the on-target, long-range barrage can continue throughout the SEC season. "We work hard at it every day. It's good to see the hard work pay off."

Even if it took a half to truly get it going.

The Commodores (12-4, 2-0 SEC) had only 15 attempts and were held to 22 points in the opening period. Still, their defense and South Carolina's struggles from the outside gave them a 22-12 lead at the break. Jenkins, who had just a bucket the first 20 minutes, found his shooting touch with two wide-open 3's that were part of 24-13 run as Vanderbilt took control of things. The Commodores led by 24 points before South Carolina's 14-0 run in the final 4 minutes made the game look closer than it really was.

Vanderbilt finished 13 of 22 from behind the arc against South Carolina after a 13 of 29 long-range performance in the Auburn win. Jenkins went 5 of 8 on 3-pointers and scored 17 points against the Tigers.

Brad Tinsley had 13 points, three 3-pointers and nine assists for the Commodores. Jeffery Taylor had 11 points and Steve Tchiengang added 10 for Vanderbilt.

Bruce Ellington had 20 points to lead the Gamecocks (8-8, 0-2).

Notes

- ★ Vanderbilt has won five of the last seven meetings in Columbia against South Carolina.
- ★ Vanderbilt held South Carolina to 12 first-half points, the lowest first half total for an opponent since Kentucky scored 11 in the opening half on February 12, 2008.
- ★ Vanderbilt shot 57.5% from the floor against the Gamecocks, the second-highest single-game field goal percentage performance of the season.

Game 17 • Jan. 14, 2012

Georgia 66
at Vanderbilt 77
Nashville, Tenn. (Memorial Gym)

Georgia 66 - 9-8, 0-3 SEC

#	Player	Total		3-Ptr		Rebounds		PF	TP	A	TO	Bk	Stl	Min
		FG	FGA	FG	FGA	FT	FTA							
15	Williams, Donte'	f	5-9	0-0	2-2	2	1	3	5	12	1	0	2	26
42	Djursic, Nemanja	f	1-4	1-2	0-0	2	3	6	5	3	1	2	0	22
01	Caldwell-Pope, Ken.	g	6-14	4-10	3-3	1	4	5	2	19	3	1	0	37
03	Ware, Dustin	g	2-7	2-6	2-2	0	0	0	2	8	3	0	0	32
22	Robinson, Gerald	g	4-13	0-5	7-8	1	5	6	2	15	3	5	0	35
08	Dixon, Tim	g	0-0	0-0	0-1	0	1	1	2	0	0	0	0	10
11	Williams, Vincent	g	1-4	1-3	1-2	0	1	1	1	4	0	0	0	13
20	Note, Connor	g	0-1	0-1	0-0	1	0	1	2	0	0	0	0	4
22	Florescu, John	g	2-2	0-0	1-2	1	0	1	0	5	2	1	1	19
33	Rome, Jay	g	0-0	0-0	0-0	0	0	0	0	0	0	0	0	2
41	Cannon, John	g	0-0	0-0	0-0	0	0	0	0	0	0	0	0	0+
Team			3-3		1-4		3		1		4		0	
Totals			21-54	8-27	16-20	11	16	27	26	66	13	9	3	7
FG % 1st Half:		12-25	48.0%	2nd half:		9-29	31.0%	Game:		21-54	38.9%	Deadball		
3FG % 1st Half:		3-9	33.3%	2nd half:		5-19	26.3%	Game:		8-27	29.6%	Rebounds		2
FT % 1st Half:		8-8	100.0%	2nd half:		11-12	91.7%	Game:		16-20	80.0%			

Vanderbilt 77 - 13-4, 3-0 SEC

#	Player	Total		3-Ptr		Rebounds		PF	TP	A	TO	Bk	Stl	Min
		FG	FGA	FG	FGA	FT	FTA							
05	GOULBOURNE, Lance	f	4-6	0-0	5-8	2	4	6	0	13	2	4	1	31
14	TAYLOR, Jeffery	f	4-6	1-2	2-3	4	5	3	16	4	0	2	0	35
03	EZELI, Festus	c	2-3	0-0	5-8	2	0	2	4	9	0	2	0	23
01	TINSLEY, Brad	g	3-6	0-0	0-1	0	5	5	2	6	4	0	1	29
23	JENKINS, John	g	3-12	2-11	9-9	1	3	4	0	18	1	1	0	32
02	JOHNSON, Kedren	g	1-1	0-0	0-0	0	0	1	2	2	2	1	2	10
24	PARKER, Dai-Jon	g	1-2	0-1	4-4	0	5	5	1	6	0	0	0	14
33	TCHIENGANG, Steve	g	1-2	0-0	0-0	1	1	2	3	2	1	0	0	17
46	ODOM, Rod	g	2-3	1-2	0-1	0	0	4	5	0	1	0	0	9
Team			1-1		1-2		1		1		2		0	
Totals			21-41	6-15	30-44	11	24	35	18	77	10	11	5	2
FG % 1st Half:		11-24	45.8%	2nd half:		10-17	58.8%	Game:		21-41	51.2%	Deadball		
3FG % 1st Half:		3-9	33.3%	2nd half:		2-6	33.3%	Game:		5-15	33.3%	Rebounds		7
FT % 1st Half:		11-13	84.6%	2nd half:		19-31	61.3%	Game:		30-44	68.2%			

Officials: J.B. Caldwell, Doug Simons, Patrick Evans
Technical fouls: Georgia-None, Vanderbilt-TAYLOR, Jeffery.
Attendance: 14316

Score by periods	1st	2nd	Total
Georgia	32	34	66
Vanderbilt	36	41	77

Last FG - UGA 2nd-01:35, VANDY 2nd-02:58.
Largest lead - UGA by 9 1st-17:31, VANDY by 11 2nd-00:24.

Score tied - 5 times.
Lead changed - 5 times.

NASHVILLE - The Vanderbilt Commodores have proven time and again how well they can shoot the ball, especially beyond the arc. Now they are showing they can win a bit ugly, too.

John Jenkins scored 18 points, hitting all nine of his free throws, and Jeffery Taylor added 16 points as Vanderbilt held off Georgia 77-66. It's the Commodores' seventh straight win and keeps them undefeated in Southeastern Conference play along with only No. 2 Kentucky.

Vanderbilt coach Kevin Stallings credited his team's experience with four senior starters for helping pull out this victory.

"Not a thing of beauty, but over the course of 16 games it's not going to be pretty all the time," Stallings said. "So we won one that was a little ugly today, and we'll take it."

The Commodores (13-4, 3-0) didn't lead by more than six until Lance Goulbourne grabbed a rebound off Festus Ezeli's missed free throw and laid it back up for a 68-60 lead with 2:58 left. Vanderbilt sealed this victory at the free-throw line where the Commodores hit 15 of 22 in the final 4:53.

Vanderbilt wound up outrebounding Georgia 35-27 and had a big edge at the free-throw line (30 of 44) compared to Georgia (16 of 20). It was Vandy's most free throws made and attempted since going 35 of 45 on Dec. 4, 2010, in a win over Belmont.

Georgia (9-8, 0-3) never went away in losing its third straight overall and fifth straight in this series. Vincent Williams hit a 3 to pull the Bulldogs within 62-60, but they never got any closer. Kentavious Caldwell-Pope had a team-high 19 points, including four 3-pointers.

Notes

- ★ Vanderbilt moved to 3-0 in the SEC for only the second time in the Kevin Stallings' era (2009-10, 5-0 start).
- ★ Vanderbilt was 30-44 from the free throw line in the game, the most makes and attempts at the free throw line since a win over Belmont on December 4, 2010, when the Commodores were 35-45 from the free throw line.
- ★ John Jenkins was 3 for 11 (27.3%) from beyond-the-arc. It's his seventh consecutive game making 3 or more 3FG.

THE LAST TIME...

VANDERBILT

INDIVIDUALS

Scoring:

Scored 25 points – John Jenkins (26), vs. Miami (OH), 1/2/2012

Scored 30 points – Jeffery Taylor (30), at Davidson, 12/7/2011

Scored 35 points – Billy McCaffrey (35), vs. Georgia, 2/24/1993

Scored 40 points – Shan Foster (42) vs. Mississippi State, 3/5/2008

Two Players Had 20 Points –

Jeffery Taylor (30) and John Jenkins (22) at Davidson, 12/7/2011

Three Players Had 20 Points – Derrick Byars (28), Shan Foster (21) and Ross Neltner (20) vs. Toledo, 12/2/2006

Scored 20 Points in Two Straight Games

– Jeffery Taylor vs. Indiana State (21), 12/17/11, vs. Longwood (29), 12/19/11

Scored 20 Points in Three Straight Games –

Jeffery Taylor at Davidson (30), 12/7/11, vs. Indiana State (21), 12/17/11, vs. Longwood (29), 12/19/11

Scored 20 Points in Four Straight Games –

John Jenkins vs. Monmouth (25), 11/25/11, vs. Xavier (20), 11/28/11, at Louisville (27), 12/2/2011, at Davidson (22), 12/7/2011

Scored 20 Points in Five Straight Games –

Shan Foster vs. Georgia (29), 2/23/2008; vs. Tennessee (32), 2/26/2008; at Arkansas (22), 3/1/2008; vs. Mississippi State (42), 3/5/2008; at Alabama (21), 3/8/2008

Scored 20 Points in Six Straight Games –

Shan Foster vs. Georgia (29), 2/23/2008; vs. Tennessee (32), 2/26/2008; at Arkansas (22), 3/1/2008; vs. Mississippi State (42), 3/5/2008; at Alabama (21), 3/8/2008; vs. Auburn (26), 3/13/2008

Five Players Scored in Double Figures –

John Jenkins (18), Jeffery Taylor (16), Brad Tinsley (16), Dai-Jon Parker (10), and Josh Henderson (10) vs. Monmouth, 11/25/11

Six Players Scored in Double Figures –

Jeffery Taylor (16), George Drake (14), Jermaine Beal (12), Festus Ezeli (11), Brad Tinsley (11), and A.J. Ogilvy (10) vs. Central Arkansas, 11/26/2008

Four Players with 15 or more points –

Jeffery Taylor (20), John Jenkins (17), Brad Tinsley (16), Lance Goulbourne (16), Festus Ezeli (15) at LSU, 2/26/2011

Double-Doubles:

Double-Double – Lance Goulbourne (13 points, 16 rebounds) vs. Marquette 12/19/11
20-10 game – Jeffery Taylor (21 points, 11 rebounds) vs. LSU, 3/10/11

30-10 game – A.J. Ogilvy (33 points, 10 rebounds) vs. Oregon, 11/11/2011

Back-to-back 20-10 games – Matt Freije vs. South Carolina (26 points, 11 rebounds)

1/28/04; vs. Kentucky (20 points, 11 rebounds) 1/31/04

Double-Double in Points and Rebounds – Lance Goulbourne (13 points, 16 rebounds) vs. Marquette, 12/29/11

Double-Double in Points and Assists – Brad Tinsley (11 points, 10 assists) vs. Presbyterian, 11/12/2010

Double-Double in Points and Blocks – Never

Double-Double in Points and Steals – Never

Double-Double in Two Consecutive games

– Lance Goulbourne vs. Ole Miss (14 points, 16 rebounds) 1/19/2011, vs. St. Mary's (15 points, 10 rebounds) 1/22/2011

Double-Double in three consecutive games

– Dan Langhi vs. Notre Dame (33 points, 10 rebounds) 11/21/1998; vs. Morehead State (18 points, 10 rebounds) 11/24/1998; vs. Ohio State (14 points, 17 rebounds) 11/28/1998

Two players record double-double –

A.J. Ogilvy (12 points, 10 rebounds), Jeffery Taylor (16 points, 10 rebounds) vs. Arkansas, 3/8/2009

Triple-Doubles:

Triple-Double – Brad Tinsley (11 points, 10 rebounds, 10 assists) vs. Presbyterian, 11/12/2010

Field Goals:

Made 10 FG in a game – John Jenkins (10) vs N.C. State, 11/19/2011

Made 11 FG in a game – John Jenkins (11) vs. Kentucky, 2/12/2011

Made 12 FG in a game – Jeffery Taylor (12) vs. Longwood, 12/19/2011

Made 16 FG in a game – Shan Foster (16) vs. Mississippi State, 3/5/2008

Attempted 15 FG in a game – John Jenkins (15) vs. Miami (OH), 1/2/2012

Attempted 16 FG in a game – John Jenkins (16) vs N.C. State, 11/19/2011

Attempted 17 FG in a game – Jeffery Taylor (17) at Davidson, 12/7/2011

Attempted 18 FG in a game – John Jenkins (18) vs. Xavier, 11/28/2011

Attempted 19 FG in a game – John Jenkins (19) vs. Oregon, 11/11/2011

Attempted 20 FG in a game – John Jenkins (21) vs. Marquette, 12/29/2010

Three-Pointers:

Made 5 3-pointers in a game – John Jenkins (5) vs. Auburn, 1/7/2012

Made 6 3-pointers in a game – John Jenkins (6) vs. Kentucky, 2/12/2011

Made 7 3-pointers in a game – John Jenkins (7) vs. Lafayette, 12/21/2011

Made 8 3-pointers in a game – Shan Foster (8) vs. UMass, 1/5/2008

Made 9 3-pointers in a game – Shan Foster (9) vs. Mississippi State, 3/5/2008

Attempted 10 3-pointers in a game – John Jenkins (11) vs. Miami (OH), 1/2/2012

Attempted 15 3-pointers in a game – John Jenkins (16) vs. Oregon, 11/11/2011

Free Throws:

Made 8 FT in a game – Jeffery Taylor (8) vs. LSU, 3/10/2011

Made 9 FT in a game – John Jenkins (9) vs. Georgia, 1/14/2012

Made 10 FT in a game – John Jenkins (10) vs. Arkansas, 1/29/2011

Made 12 FT in a game – Jeffery Taylor (12) vs. Tennessee, 2/9/2010

Made 13 FT in a game – A.J. Ogilvy (13) vs. DePaul, 12/5/2009

Made 18 FT in a game – Matt Freije (18) vs. Indiana, 11/24/2003

Attempted 12 FT in a game – Lance Goulbourne (12) at Louisville, 12/2/2011

Attempted 14 FT in a game – Festus Ezeli (14) vs. Belmont, 12/4/2010

Attempted 15 FT in a game – A.J. Ogilvy (15) vs. DePaul, 12/5/09

Rebounds:

10 Rebounds in a game – Lance Goulbourne (10) at S. Carolina, 1/10/2012

15 Rebounds in a game – Lance Goulbourne (16) at Marquette, 12/29/2011

10+ Rebounds in Three Consecutive Games – Lance Goulbourne (16) vs. Ole Miss, 1/19/2011; (10) vs. St. Mary's, 1/22/2011; (12) at Miss. State, 1/27/2011

Assists:

8 Assists – Brad Tinsley (8) at Marquette, 12/29/2011

9 Assists – Brad Tinsley (9) at S. Carolina, 1/10/2012

10 Assists – Brad Tinsley (10), vs. Lafayette, 12/21/2011

11 Assists – Mario Moore (13) vs. Arkansas, 2/19/2005

12 Assists – Mario Moore (13) vs. Arkansas, 2/19/2005

13 Assists – Mario Moore (13) vs. Arkansas, 2/19/2005

14 Assists – Billy McCaffrey (14) vs. Kentucky, 1/13/1993

5+ Assists in Four Consecutive Games

– Jermaine Beal (6) vs. South Carolina, 1/9/2008; at Kentucky (5), 1/12/2008; at Tennessee (5), 1/17/2008; vs. LSU (9), 1/19/2008

8+ Assists in Two Consecutive Games – Atiba Prater (9) at Georgia, 2/2/2000; (9) vs. Boston College, 2/6/2000

Blocks:

4 Blocked Shots – Festus Ezeli (4), vs. Miami (OH), 1/2/2012

5 Blocked Shots – Festus Ezeli (5) at Auburn, 2/19/2010

6 Blocked Shots – Festus Ezeli (6) at LSU, 2/26/2011

7 Blocked Shots – Festus Ezeli (7) at Georgia, 2/16/11

Steals:

4 Steals – Jeffery Taylor (4) at Louisville, 12/2/2011

5 Steals – Jeffery Taylor (5) vs. Oregon, (11/11/2011)

6 Steals – Dan Cage (6) vs. Furman, 11/28/2006

7 Steals – James Strong (8) vs. Morehead

State, 11/24/1998

8 Steals – James Strong (8) vs. Morehead State, 11/24/1998

Minutes:

Played every minute – Jermaine Beal (40), vs. Alabama (2/5/2009)

Played over 40 minutes – John Jenkins (42) at Florida, 2/1/2011

All 5 starters played 40 minutes – Steve Tchiengang (40), Brad Tinsley (40), Lance Goulbourne (41), Jeffery Taylor (41), and John Jenkins (41), at Louisville, 12/2/2011

Fouls:

Technical Foul – Jeffery Taylor, vs. Georgia, 1/14/2012

Fouled Out – Festus Ezeli, at S. Carolina, 1/10/2012

Two Players Fouled Out – Steve Tchiengang and Festus Ezeli vs. Tennessee, 2/22/2011

Three Players Fouled Out – Festus Ezeli, Steve Tchiengang, Jeffery Taylor at Florida, 2/1/2011

TEAM

Started the game with Opponent Technical Foul – Furman bench, 12/22/2008

Scored 95 or more points – 99 vs. Longwood 12/19/11 (W, 99-71)

Scored 100 or more points – 102 vs. UPR-Mayaguez 12/19/2006 (W, 102-59)

Scored 100 or more points (SEC game) – 101 vs. Georgia 3/1/2000 (W, 101-89)

Scored 110 or more points – 113 vs. Alabama A&M 12/30/1998 (W, 113-71)

Scored 110 or more points (SEC game) – 111 vs. Alabama 2/21/1972 (W, 111-91)

Scored 120 or more points – 130 vs. Ole Miss 12/22/1970 (W, 130-112)

Scored 120 or more points (SEC game) – 130 vs. Ole Miss 12/22/1970 (W, 130-112)

Scored 130 or more points – 130 vs. Ole Miss 12/22/1970 (W, 130-112)

Scored Less than 50 points – 44 vs. Kentucky, 3/5/2003 (L, 44-106)

Scored 20 or less points in half – 18 at Tennessee, 2/14/2009

Scored 90+ points in three consecutive games – 95 vs. Bradley, 11/24/2007 (W, 95-86); 91 vs. South Alabama, 11/29/2007 (W, 91-88); vs. Georgia Tech, 12/1/2007 (W, 92-79)

Allowed 90 or more points – 94, Florida, 1/25/2009 (L, 69-94)

Allowed 100 or more points – 106, Kentucky, 3/5/2003 (L, 44-106)

Allowed Less than 50 points – 49, Nebraska, 11/18/2010 (W, 59-49)

Allowed 40 or Less points – 35, vs. Auburn, 1/7/2012 (W, 65-35)

Shot 60% or better – .611 at South Carolina, 1/16/2010 (W, 89-79)

Shot over 67% FG – .679 vs. TSU, 12/19/2009 (W, 84-71)

Shot 50% or better – .512 vs. vs. Georgia, 1/14/2012

Shot lower than 30% – .275 vs. Cincinnati 11/23/2009 (L, 67-58)

Allowed 60% shooting – .612 at Florida, 2/21/2009 (L, 68-82)

THE LAST TIME...

Scored 100 points in two consecutive games – 111 vs. North Alabama 12/20/1980 (W, 111-79) and 111 vs. Memphis 12/23/1980 (W, 111-96)

Scored 100 points in three consecutive games – Never

Scored 100 points in Consecutive SEC games – 104 vs. LSU 2/19/1972 (W, 104-83) and 111 vs. Alabama 2/21/1972 (W, 111-91)

Won game by 70 points or more – 71 vs. Union (Tenn.) (W, 95-24), 1911-12

Won game by 60 points or more – 71 vs. Union (Tenn.) (W, 95-24), 1911-12

Won game by 50 points or more – 51 vs. Army (W, 92-41) 11/14/1998

Game decided by one point – vs. Marquette, 12/29/2010 (W, 77-76)

Two consecutive games decided by one point – at South Carolina (L, 70-71) 1/7/1998 and Tennessee (W, 80-79) 1/10/1998

Three consecutive games decided by one point – Never

Shot 90% or Better from Free Throw Line – 90.9% vs. Mississippi State (20-22) 3/11/2011

Shot less than 50% from Free Throw Line – .333 vs. Chaminade (1-of-3) 11/24/2009

Shot less than 20% from 3PT – .182 (2-of-11) at Kentucky, 3/1/2011

Attempted 30 FT – 33 (21-33) vs. N.C. State, 11/19/2011

Attempted 40 FT – 45 (30-45) vs. Georgia, 1/14/2012

Attempted five or less FT – 3 vs. Chaminade, 11/24/2009

Made 20 FT – 20 at Davidson, 12/7/2011

Made 30 FT – 30 vs. Georgia, 1/14/2012

Made 15 3FG – 15 vs. Lafayette, 12/21/2011

Won an Overtime Game – vs. Georgia, 2/25/2010 (W, 96-94)

Lost by 25 or More Points – vs. Florida, 1/25/2009 (L, 69-94)

Lost an Overtime Game – at Louisville, 12/2/2011 (L, 62-60)

Played Two Overtimes – at Kentucky, 1/12/2008 (L, 79-73)

Played Three Overtimes – at Ole Miss 2/17/1982 (L, 51-48)

Played Four Overtimes – at Ole Miss 2/17/1982 (L, 51-48)

Played consecutive games that went to overtime – vs. Xavier 11/28/2011 (L, 82-70) and at Louisville, 12/2/2011 (L, 62-60)

Had 20 Turnovers – 22 vs. Oregon State, 11/19/2011

Had fewer than 10 Turnovers in two straight games – vs. Mississippi State (5) 3/1/2011, vs. Florida (6) 3/12/2011

OPPONENT - INDIVIDUALS

Scoring:

Scored 25 points – Jesse Steele (25) vs. Monmouth, 11/25/2011

Scored 30 points – Casey Mitchell (31) vs. West Virginia, 11/19/2010

Scored 35 points – Rotnei Clarke, (36) 1/29/2011

Scored 40 points – Morris Almond (44), Rice, 1/3/2007

Two Players Had 20 Points – Terrence Jones (25) and Brandon Knight (20) vs. Kentucky, 2/12/2011

Five Players Scored in Double Figures Kenny Boynton (17), Erving Walker (16),

Vernon Macklin (13), Chandler Parsons (13), Alex Tyus (13) vs. Florida, 3/5/2011

Six Players Scored in Double Figures – Bam Doyne (22), Dwayne Curtis (12), Todd Abernethy (11), Clarence Sanders (11), Polynice (10) and Williams (10), vs. Ole Miss, 1/27/2007

Four Players with 15 or more points – Erik Daniels (20), Marquis Estill (17), Kelenna Azubuike (16) and Gerald Fitch (15) vs. Kentucky, 3/5/2003

Double-Doubles:

Double-Double – Damontre Harris (11 points, 10 rebounds) at S. Carolina, 1/10/2012

Triple-Double – Sam Muldrow (16 points, 14 rebounds and 10 blocks) at South Carolina, 1/8/2010

20-10 game – Antwan Carter (20 points, 10 rebounds) vs. Longwood, 12/19/2011

30-10 game – Morris Almond (44 points, 12 rebounds) at Rice, 1/3/2007

Double-Double in Points and Rebounds – Damontre Harris (11 points, 10 rebounds) at S. Carolina, 1/10/2012

Double-Double in Points and Assists – Nick Calathes (15 points, 10 assists) at Florida, 1/27/2008

Two players record double-doubles – Yancy Gates (16 points, 10 rebounds), Dion Dixon (12 points, 10 rebounds) vs. Cincinnati, 11/23/2009

Field Goals:

Made 10 FG in a game – Kevin Anderson (25) vs. Richmond, 3/17/2011

Made 11 FG in a game – Omar Samhan (11) at St. Mary's, 11/20/2009

Made 12 FG in a game – Storm Warren, (12) at LSU, 2/26/2011

Made 13 FG in a game – Lester Hudson (13) vs. Tennessee-Martin, 12/29/2007

Attempted 15 FG in a game – Darius Johnson-Odom at Marquette, 12/29/2011

Attempted 16 FG in a game – Kenny Boynton (16) vs. Florida, 3/12/2011

Attempted 17 FG in a game – Antwan Carter vs. Longwood, 12/19/2011

Attempted 18 FG in a game – Mark Lyons (18) vs. Xavier, 11/28/2011

Attempted 19 FG in a game – Marcus Denmon (19) at Missouri, 12/8/2010

Attempted 20 FG in a game – Tu Holloway (20) vs. Xavier, 11/28/2011

Attempted 25 FG in a game – Courtney Fortson (27) vs. Arkansas, 3/8/2009

Three-Pointers:

Made 5 3-pointers in a game – Kenny Boynton (5) vs. Florida (3/11/2010)

Made 6 3-pointers in a game – Tristan Carey vs. Longwood, 12/19/2011

Made 7 3-pointers in a game – Chandler Parsons (7) vs. Florida, 1/25/2009

Made 8 3-pointers in a game – Brian Sullivan (8) vs. Miami (OH), 1/2/2012

Attempted 10 3-pointers in a game – Kenta-

vius Caldwell-Pope vs. Georgia, 1/14/2012

Free Throws:

Made 8 FT in a game – Jae Crowder (8) at Marquette, 12/29/2011

Made 9 FT in a game – Tu Holloway (9), vs. Xavier, 11/28/2011

Made 10 FT in a game – Jake Cohen (10) at Davidson, 12/7/2011

Made 11 FT in a game – Iman Shumpert (11) at Georgia Tech, 12/6/2008

Made 17 FT in a game – Morris Almond (17) at Rice, 1/3/2007

Attempted 10 FT in a game – Jake Cohen (11) at Davidson, 12/7/2011

Attempted 13 FT in a game – DeMarcus Cousins (13) at Kentucky, 1/30/2010

Attempted 14 FT in a game – Jae Crowder (14) at Marquette, 12/29/2011

Attempted 15 FT in a game – Morris Almond (19) at Rice, 1/3/2007

Rebounds:

10 Rebounds in a game – Damontre Harris (11) at S. Carolina, 1/10/2012

15 Rebounds in a game – Lance Goulbourne (16) at Marquette, 12/29/11

18 Rebounds in a game – Daniel Northern (18) vs. Tennessee Tech, 12/20/2008

19 Rebounds in a game – Omar Samhan (19) at St. Mary's, 11/20/2009

20 Rebounds in a game – Roy Rogers (20) at Alabama, 1/3/1996

Assists

8 Assists – Johnathan Loyd (10) vs. Oregon, 11/11/2011

9 Assists – John Wall (9) at Kentucky, 1/30/2010

10 Assists – Nick Calathes (10) at Florida, 1/27/2008

11 Assists – Dee Bost (11) vs. Mississippi State, 3/11/2011

12 Assists – G.G. Smith (12) vs. Georgia, 2/3/1999

Blocks:

4 Blocked Shots – Devon Collier (4), vs. Oregon State, 11/21/2011

5 Blocked Shots – Wayne Chism (5) at Tennessee, 1/27/2010

6 Blocked Shots – Jarvis Varnado (6) vs. Mississippi State, 3/13/2010

8 Blocked Shots – Jarvis Varnado (9) vs. Mississippi State, 2/3/2010

10 Blocked Shots – Sam Muldrow (10) at South Carolina, 1/8/2011

Steals:

5 Steals – Zaire Taylor (5) vs. Missouri, 12/2/2009

6 Steals – Devan Downey (6) at South Carolina, 1/16/2010

7 Steals – Aaron Lucas (7) at South Carolina, 1/19/2002

8 Steals – Steve Wojnochowski (8) at Duke, 11/22/1996

Two players with 3 steals – Ed Waite (4) and Andrew Nicholas (4) vs. Monmouth, 11/25/2010

Minutes:

Played every minute – Kevin Anderson (25) vs. Richmond, 3/17/2011

Played over 40 minutes – Kyle Kuric (43) at Louisville, 12/2/2011

Fouls:

Technical Foul – Bench at Auburn, 2/19/2011

Fouled Out – John Florveus vs. Georgia, 1/14/2012

Three Players Fouled Out – Donte' Williams, Nemanja Djuristic, John Florveus vs. Georgia, 1/14/2012

OPPONENT - TEAM

Scored 90 or more points at Memorial Gym – 94 vs. Georgia, 2/25/2010 (VU 96, UGA 94 (OT))

Scored 100 or more points – 106 at Kentucky 3/5/2003 (L, 44-106)

Scored 110 or more points – 120 vs. Kentucky 2/7/1996 (L, 81-120)

Scored 120 or more points – 120 vs. Kentucky 2/7/1996 (L, 81-120)

Scored 130 or more points – Never

Scored Less than 50 points – 35 vs. Auburn, 1/7/2012 (W, 65-35)

Scored Less than 40 points – 35 vs. Auburn, 1/7/2012 (W, 65-35)

Shot 50% or Better – .500 vs N.C. State, 11/19/2011 (VU 86-NCSU 79)

Shot 60% or Better – .612 at Florida (UF 82, VU 68), 2/21/2009

Shot 60% or Better from 3PT – .600 (15-25) vs. Florida, 1/25/2009 (L, 69-94)

Shot less than 30% FG – .293 (22-of-75), vs. Davidson, 1/2/2011 (VU 80, Davidson 52)

Shot less than 15% from 3PT – .154 (2-13), at Florida, 3/2/2010 (VU 64, UF 60)

Held Opponent Without a 3-Pointer – vs. Nebraska, 11/18/10 (W, 59-49)

Shot 90% or Better from Free Throw Line – 1.000, vs. Mississippi State (8-8), 3/11/2011

Shot less than 50% from Free Throw Line – .450 at Arkansas, 2/27/2010

Attempted 30 FT – 30 at Marquette, 12/29/2011

Attempted 40 FT – 42 at Mississippi State, 2/12/2007

Attempted 45 or More FT – 49 at South Carolina, 1/28/2009

Attempted five or less FT – 1 vs. Miami (OH), 1/2/2012

Made 20 FT – 24 at Davidson, 12/7/2011

Made 30 FT – 32 at South Carolina, 1/28/2009

Made 0 FT – Georgia, 1/14/2009

Made 12 3PT – 12 at Kentucky, 1/30/2010

Made 15 3PT – 15 vs. Florida, 1/25/2009

Attempted 30 or more 3PT – 34 vs. Mississippi State, 2/3/2010

Had 20 Turnovers – 20 vs. North Carolina, 11/21/2010



FESTUS EZELI

3

RS-Senior, Center
6'11" 255 lbs.
Benin City, Nigeria
Igbinedion Educ. Center/
Jesuit HS (Calif.)

SEASON HIGHS

Points: 15, vs Davidson (12/7/11)
FG Made: 4, vs Davidson (12/7/11)
FG Atts: 7, vs Davidson (12/7/11)
3FG Made:
3FG Atts:
FT Made: 7, vs Davidson (12/7/11)
FT Atts: 10, vs Davidson (12/7/11)
Rebounds: 8, vs. Auburn (1/7/12)
Assists:
Turnovers: 4, vs. Indiana State (12/17/11)
Blocks: 4, vs. Miami (Ohio) (1/2/12)
Steals: 1, 3x, last vs. Auburn (1/7/12)
Minutes: 23, vs. Georgia (1/14/12)

CAREER HIGHS

Points: 24, vs. Belmont (12/4/10);
FG Made: 8, vs. Appalachian State (11/27/10);
FG Atts: 13, vs. South Carolina (2/5/11);
3FG Made: 0;
3FG Atts: 0;
FT Made: 10, 2x, last vs. Ole Miss (1/19/11);
FT Atts: 14, vs. Belmont (12/4/10);
Rebounds: 13, 2x, last at Kentucky (3/1/11);
Assists: 1, 3x, last vs. Kentucky (2/12/11);
Turnovers: 4, 5x, last at LSU (2/26/11);
Blocks: 7, at Georgia (2/16/11);
Steals: 4, 2x, last vs. Georgia (1/12/11);
Minutes: 36, at Kentucky (3/1/11).

MISCELLANEOUS

	2011-12	Career
Double-Digit Scoring	1	28
20-Pt Scoring	-	21
Double-Doubles	-	5
3+ Blocks	1	27
Starts	3	48

EZELI NOTEBOOK

- ⊛ Named to Preseason All-SEC 2nd Team; made All-SEC 2nd team in 2011.
- ⊛ Became the school's all-time leading career blocks leader when he blocked four shots against Miami (1/2) - now has 162 career blocks.
- ⊛ Won six of seven games he has played this season (lone loss, Indiana State).
- ⊛ Played in first game of the season after missing six weeks because of sprained MCL and PCL's in his right knee against Davidson (12/7). Had surgery on his left knee in the offseason.
- ⊛ Returned to action against Marquette after missing two games still recovering from knee injury - scored eight points and had seven rebounds.
- ⊛ Named nation's most improved player last season by Yahoo! Sports.
- ⊛ Set a new Vanderbilt single-season record in blocks in 2010-11 with 87.
- ⊛ Three blocks short of career mark, held by Will Perdue, with 154.
- ⊛ Will miss first six games of the regular season for receiving improper benefits.
- ⊛ Did not play organized basketball until the summer before his arrival at Vanderbilt (2007).
- ⊛ Played behind All-SEC performer A.J. Ogilvy for his first two seasons after redshirting in 2007-08.
- ⊛ Averaged 13.0 points and 6.2 rebounds per game in 2010-11, compared to 3.8 and 3.2, respectively, in 2009-10.
- ⊛ Finished Second in the SEC in FG% at 58.8% (151-257) in 2010-11.
- ⊛ Had 25 double-digit scoring games, five double doubles, and 15 games with three blocks or more.
- ⊛ Had career-high seven blocks against Georgia on 2/16/11 - it was the most by a VU player since Dec. 28, 1987, when Will Perdue had seven against East Carolina
- ⊛ Nickname is Fes.
- ⊛ Full name is Ifeanyi Festus Ezeli-Ndelue. Ifeanyi means "Nothing is impossible with God".

EZELI GAME-BY-GAME (REDSHIRT SENIOR)

Opponent	M	FG-A	3P-A	FT-A	Reb	PF	A	T	B	S	PTS
N11 Oregon					DNP						
N13 Cleveland State					DNP						
N15 Bucknell					DNP						
N19 N.C. State					DNP						
N21 Oregon State					DNP						
N25 Monmouth					DNP						
N28 Xavier					DNP						
D2 @Louisville					DNP						
D7 @Davidson	21	4-7	0-0	7-10	6	5	0	0	2	0	15
D17 Indiana State	22	2-6	0-0	0-0	4	0	0	4	1	0	4
D19 Longwood					DNP						
D21 Lafayette					DNP						
D29 @Marquette	17	2-4	0-0	4-7	7	3	0	6	0	1	8
J2 Miami (Ohio)	20	1-5	0-0	0-0	7	1	1	0	4	1	2
J7 Auburn	16	1-4	0-0	2-4	8	3	0	1	2	1	4
J10 @South Carolina	18	1-1	0-0	0-0	2	5	1	1	1	0	2
J14 Georgia	23	2-3	0-0	5-8	2	4	0	2	0	0	9
J19 @Alabama											
J21 Mississippi State											
J24 Tennessee											
J28 MTSU											
J31 @Arkansas											
F4 @Florida											
F8 LSU											
F11 Kentucky											
F16 @Ole Miss											
F19 @Georgia											
F22 South Carolina											
F25 @Kentucky											
F28 Florida											
M3 @Tennessee											

Ezeli's Overall Statistics at Vanderbilt

Year	GP	GS	Min	Avg	FG	FGA	Pct	3FG	3FGA	Pct	FT	FTA	Pct	Off	Def	Tot	Avg	PF	FO	Ast	TO	Blk	Stl	Pts	Avg
2008-09	29	6	360	12.4	41	75	.547	0	0	.000	28	55	.509	28	46	74	2.6	58	1	1	43	22	4	110	3.8
2009-10	32	5	406	12.7	49	90	.544	0	0	.000	22	59	.373	30	72	102	3.2	70	3	3	34	43	6	120	3.8
2010-11	34	34	799	23.5	151	257	.588	0	0	.000	140	216	.648	95	118	213	6.3	104	5	6	60	87	20	442	13.0
2011-12	7	4	137	19.6	13	30	.433	0	0	.000	18	29	.621	14	22	36	5.1	21	2	2	14	10	3	44	6.3
TOTAL	102	49	1702	16.7	254	452	.562	0	0	.000	208	359	.579	167	258	425	4.2	253	11	12	151	162	33	716	7.0

Ezeli's SEC Statistics at Vanderbilt

Year	GP	GS	Min	Avg	FG	FGA	Pct	3pt	3ptA	Pct	FT	FTA	Pct	Off	Def	Tot	Avg	PF	FO	Ast	TO	Blk	Stl	Pts	Avg
2008-09	16	3	194	12.1	20	32	.625	0	0	.000	12	29	.414	15	23	38	2.4	31	1	0	22	7	3	52	3.3
2009-10	16	0	186	11.6	15	29	.517	0	0	.000	11	25	.440	13	32	45	2.8	38	2	1	11	16	4	41	2.6
2010-11	16	16	404	25.3	66	125	.528	0	0	.000	77	109	.706	41	55	96	6.0	46	4	3	34	48	9	209	13.1
2011-12	3	3	57	19.0	4	8	.500	0	0	.000	7	12	.583	5	7	12	4.0	12	1	1	4	3	1	15	5.0
TOTAL	51	22	841	16.5	105	194	.541	0	0	.000	107	175	.611	74	117	191	3.7	127	8	5	71	74	17	317	6.2



KYLE FULLER

11

Sophomore, Guard
6'1" 180 lbs.
Moreno Valley, Calif.
Rancho Verde HS

SEASON HIGHS

Points: 5, vs. Longwood (12/19/11)
FG Made: 2, vs. Lafayette (12/21/11)
FG Atts: 5, vs. Longwood (12/19/11)
3FG Made:
3FG Atts: 2, 3x, last vs. Longwood (12/19/11)
FT Made: 3, vs. Longwood (12/19/11)
FT Atts: 5, vs. Longwood (12/19/11)
Rebounds: 4, vs. Lafayette (12/21/11)
Assists: 4, 2x, last vs. Lafayette (12/21/11)
Turnovers: 3, vs. Cleveland State (11/13/11)
Blocks:
Steals: 2, 2x, last vs. Longwood (12/19/11)
Minutes: 17, 2x, last vs. Bucknell (11/15/11)

CAREER HIGHS

Points: 6, 2x, last vs. Davidson (1/2/11);
FG Made: 3, 2x, last vs. Davidson (1/2/11);
FG Atts: 6, vs. Presbyterian (11/12/10);
3FG Made: 1, 3x, last vs. Miss. St. (3/11/11);
3FG Atts: 3 vs. Western Kentucky (12/1/10);
FT Made: 3, vs. Longwood (12/19/11)
FT Atts: 5, 2x, last vs. Longwood (12/19/11);
Rebounds: 4, 2x, last vs. Lafayette (12/21/11);
Assists: 5 vs. Davidson (1/2/11);
Turnovers: 3, 5x, last vs. Cleveland St (11/13/11);
Blocks: 1, vs. Presbyterian (11/12/10);
Steals: 2, 3x, last vs. Longwood (12/19/11);
Minutes: 29, vs. LSU (3/10/11).

MISCELLANEOUS

	2011-12	Career
5+ Assists	-	1

FULLER NOTEBOOK

- ☛ Point guard who backs up Brad Tinsley at the point guard position.
- ☛ One of two players who currently calls California home (Festus Ezeli).
- ☛ Dished out season-high four assists vs. Monmouth.
- ☛ Played in all 34 games last season, and averaged 1.9 points and 1.6 assists per game in 15 minutes of action.
- ☛ Averaged 27.6 points, eight assists, six rebounds, and four steals per game as a point guard at Rancho Verde High School.
- ☛ Winningest player in Rancho Verde history, was a four-year captain, and a three-year starter.
- ☛ Nickname is Lil' Zoomey.

FULLER GAME-BY-GAME (SOPHOMORE)

Opponent	M	FG-A	3P-A	FT-A	Reb	PF	A	T	B	S	PTS
N11 Oregon	13	0-2	0-2	0-0	1	1	2	1	0	0	0
N13 Cleveland State	17	1-2	0-0	1-1	0	1	0	3	0	0	3
N15 Bucknell	17	0-2	0-2	0-0	1	2	1	0	0	0	0
N19 N.C. State	10	0-2	0-1	0-0	1	0	1	1	0	1	0
N21 Oregon State	3	0-0	0-0	0-0	1	0	0	0	0	0	1
N25 Monmouth	14	1-1	0-0	0-0	1	1	4	0	0	2	2
N28 Xavier	6	0-0	0-0	0-0	0	2	0	1	0	0	0
D2 @Louisville											DNP
D7 @Davidson											DNP
D17 Indiana State											DNP
D19 Longwood	9	1-5	0-2	3-5	2	0	1	0	0	2	5
D21 Lafayette	11	2-3	0-0	0-0	4	0	4	1	0	0	4
D29 @Marquette	1	0-0	0-0	0-0	1	0	0	0	0	0	0
J2 Miami (Ohio)											DNP
J7 Auburn	5	1-3	0-1	0-0	0	0	1	0	0	0	2
J10 @South Carolina	3	0-1	0-0	0-0	1	0	0	2	0	0	0
J14 Georgia											DNP
J19 @Alabama											
J21 Mississippi State											
J24 Tennessee											
J28 MTSU											
J31 @Arkansas											
F4 @Florida											
F8 LSU											
F11 Kentucky											
F16 @Ole Miss											
F19 @Georgia											
F22 South Carolina											
F25 @Kentucky											
F28 Florida											
M3 @Tennessee											

Fuller's Overall Statistics at Vanderbilt

Year	GP	GS	Min	Avg	FG	FGA	Pct	3pt	3ptA	Pct	FT	FTA	Pct	Off	Def	Tot	Avg	PF	FO	Ast	TO	Blk	Stl	Pts	Avg
2010-11	34	0	499	14.7	24	78	.308	7	29	.241	8	16	.500	8	38	46	1.4	44	0	55	34	1	13	63	1.9
2011-12	12	1	109	9.1	6	21	.286	0	8	.000	4	6	.667	2	12	14	1.2	7	0	14	9	0	5	16	1.3
TOTAL	46	1	608	13.2	30	99	.303	7	37	.189	12	22	.545	10	50	60	1.3	51	0	69	43	1	18	79	1.7

Fuller's SEC Statistics at Vanderbilt

Year	GP	GS	Min	Avg	FG	FGA	Pct	3pt	3ptA	Pct	FT	FTA	Pct	Off	Def	Tot	Avg	PF	FO	Ast	TO	Blk	Stl	Pts	Avg
2010-11	16	0	218	13.6	7	28	.250	4	8	.500	5	10	.500	4	18	22	1.4	18	0	21	11	0	5	23	1.4
2011-12	2	0	8	4.0	1	4	.250	0	1	.000	0	0	.000	0	1	1	0.5	0	0	1	2	0	0	2	1.0
TOTAL	18	0	226	12.6	8	32	.250	4	9	.444	5	10	.500	4	19	23	1.3	18	0	22	13	0	5	25	1.4



LANCE GOULBOURNE

5

Senior, Forward
6' 8" 225 lbs.
Brooklyn, N.Y.
The Hun School (N.J.)

SEASON HIGHS

Points: 18, vs. Xavier (11/28/11)
FG Made: 8, vs. Xavier (11/28/11)
FG Atts: 17, vs. Xavier (11/28/11)
3FG Made: 1, vs. Oregon State (11/21/11)
3FG Atts: 2, vs. Oregon State (11/21/11)
FT Made: 7, 2x, last vs. Louisville (12/02/11)
FT Atts: 12, vs. Louisville (12/02/11)
Rebounds: 16, vs. Marquette (12/29/11)
Assists: 2, 5x, last vs. Georgia (1/14/12)
Turnovers: 6, vs. Oregon State (11/21/11)
Blocks: 3, vs. Miami (Ohio) (1/2/12)
Steals: 3, 5x, last vs. Auburn (1/7/12)
Minutes: 41, vs. Louisville (12/02/11)

CAREER HIGHS

Points: 18, 2x, last vs. Xavier (11/28/11);
FG Made: 8, vs. Xavier (11/28/11);
FG Atts: 17, vs. Xavier (11/28/11);
3FG Made: 3, 2x, last vs. Kentucky (2/17/09);
3FG Atts: 5, vs. Kentucky (2/17/09);
FT Made: 8 vs. Belmont (12/4/10);
FT Atts: 12, vs. Louisville (12/02/11)
Rebounds: 17, at LSU (2/26/11);
Assists: 5, 2x, last vs. Ole Miss (1/19/11);
Turnovers: 5, vs. St. Mary's (1/22/11);
Blocks: 3, 2x, last vs. Miami (Ohio) (1/2/12);
Steals: 3, 5x, last vs. Auburn (1/7/12)
Minutes: 41, vs. Louisville (12/02/11)

MISCELLANEOUS

	2011-12	Career
Double-Digit Rebs.	4	13
Double-Doubles	2	5
3+ 3-pt FG's	-	2

GOULBOURNE NOTEBOOK

- ✪ Very skilled wing player with great athletic ability and explosiveness, led team in rebounding in 2010-11 (7.3), and leads team this season (7.5).
- ✪ Grabbed double-digit rebounds (10) at South Carolina (1/10).
- ✪ Added 15 points in win over Lafayette (12/21).
- ✪ Played a career-high 41 minutes against Louisville (12/2/11) - scored 11 points and had eight rebounds.
- ✪ Grabbed season-high 10 rebounds vs. Monmouth (11/25/11), first double-digit rebound game of the season.
- ✪ Scored season-high 15 points vs. N.C. State (11/19/11)
- ✪ Emerged as one of the SEC's top rebounders in 2010-11.
- ✪ Played in 32 games and started 21 at the four position in 2010-11.
- ✪ Averaged 6.9 points and a team-leading 7.3 rebounds per game in 2010-11.
- ✪ Finished in the top ten in the SEC in rebounding in SEC (Tied-7th, 7.3) and defensive rebounds (5th, 5.4).
- ✪ Had double-digit rebounds in nine games in 2010-11.
- ✪ Came off the bench to grab 17 boards at LSU (2/26). The 17 rebounds set a new single-game record in the Stallings' era.
- ✪ Posted three double-doubles on the season.
- ✪ Won SEC Player of the Week for his performances against Ole Miss (14 pts, 16 rebs) and Saint Mary's (15 pts, 10 rebs).
- ✪ Made first career start vs. Missouri (12/8) - scored 11 points and had 7 rebounds.
- ✪ Was a consensus Top 100 recruit in 2008.
- ✪ Also was a standout tennis player in high school, with a serve that topped out at 130 mph.

GOULBOURNE GAME-BY-GAME (SENIOR)

Opponent	M	FG-A	3P-A	FT-A	Reb	PF	A	T	B	S	PTS
N11 Oregon	27	2-3	0-0	1-2	4	3	0	2	2	3	5
N13 Cleveland State	34	3-9	0-1	5-9	8	3	1	2	1	3	11
N15 Bucknell	21	5-6	0-0	2-4	9	0	0	3	1	0	12
N19 N.C. State	29	4-5	0-0	7-9	5	3	1	0	0	1	15
N21 Oregon State	31	4-9	1-2	0-0	9	3	2	6	0	2	9
N25 Monmouth	27	3-7	0-1	1-1	10	3	1	2	0	2	7
N28 Xavier	39	8-17	1-4	1-2	7	2	1	2	2	1	18
D2 @Louisville	41	2-4	0-1	7-12	8	3	0	1	1	1	11
D7 @Davidson	23	1-7	0-1	1-2	7	4	1	2	0	0	3
D17 Indiana State	23	1-3	0-1	2-3	6	3	0	2	0	0	4
D19 Longwood	29	7-10	1-2	0-0	10	1	2	0	2	1	15
D21 Lafayette	24	6-8	2-3	1-2	4	3	0	4	0	3	15
D29 @Marquette	36	4-5	1-2	4-6	16	2	2	1	3	3	13
J2 Miami (Ohio)	27	2-7	1-2	4-4	4	1	2	2	3	2	9
J7 Auburn	29	1-3	1-3	0-2	5	2	1	0	2	3	3
J10 @South Carolina	21	2-6	0-1	4-4	10	3	0	2	1	1	8
J14 Georgia	31	4-6	0-0	5-8	6	0	2	4	1	0	13
J19 @Alabama											
J21 Mississippi State											
J24 Tennessee											
J28 MTSU											
J31 @Arkansas											
F4 @Florida											
F8 LSU											
F11 Kentucky											
F16 @Ole Miss											
F19 @Georgia											
F22 South Carolina											
F25 @Kentucky											
F28 Florida											
M3 @Tennessee											

Goulbourne's Overall Statistics at Vanderbilt

Year	GP	GS	Min	Avg	FG	FGA	Pct	3FG	3FGA	Pct	FT	FTA	Pct	Off	Def	Tot	Avg	PF	FO	Ast	TO	Blk	Stl	Pts	Avg
2008-09	23	0	325	14.1	42	89	.472	11	31	.355	22	31	.710	21	54	75	3.3	25	0	7	25	12	10	117	5.1
2009-10	31	0	398	12.8	29	74	.392	10	36	.278	34	50	.680	17	47	64	2.1	46	0	16	29	17	5	102	3.3
2010-11	32	21	799	25.0	68	161	.422	16	58	.276	68	96	.708	61	174	235	7.3	61	0	43	48	16	18	220	6.9
2011-12	17	16	492	28.9	59	115	.513	8	24	.333	45	70	.643	35	93	128	7.5	39	0	16	35	19	26	171	10.1
TOTAL	103	37	2014	19.6	198	439	.451	45	149	.302	169	247	.684	134	368	502	4.9	171	0	82	137	64	59	610	5.9

Goulbourne's SEC Statistics at Vanderbilt

Year	GP	GS	Min	Avg	FG	FGA	Pct	3pt	3ptA	Pct	FT	FTA	Pct	Off	Def	Tot	Avg	PF	FO	Ast	TO	Blk	Stl	Pts	Avg
2008-09	16	0	221	13.8	27	60	.450	8	23	.348	11	18	.611	13	27	40	2.5	23	0	6	17	8	6	73	4.6
2009-10	14	0	192	13.7	16	45	.356	6	24	.250	15	21	.714	10	16	26	1.9	23	0	4	9	8	2	53	3.8
2010-11	16	13	396	24.8	27	69	.391	7	27	.259	20	34	.588	28	88	116	7.3	31	0	21	19	4	5	81	5.1
2011-12	3	3	81	27.0	7	15	.467	1	4	.250	9	14	.643	7	14	21	7.0	5	0	3	6	4	4	24	8.0
TOTAL	49	16	890	18.2	77	189	.407	22	78	.282	55	87	.632	58	145	203	4.1	82	0	34	51	24	17	231	4.7



JOSH HENDERSON

40 | RS Freshman, Center
6'11" 220 lbs.
Roanoke, Va.
Cave Spring HS

SEASON HIGHS

Points: 10, vs. Monmouth (11/25/11)
FG Made: 4, vs. Monmouth (11/25/11)
FG Atts: 4, vs. Monmouth (11/25/11)
3FG Made:
3FG Atts:
FT Made: 2, 2x, last vs. Monmouth (11/25/11)
FT Atts: 4, vs. Oregon (11/11/11)
Rebounds: 5, vs. Monmouth (11/25/11)
Assists: 4, vs. Bucknell (11/15/11)
Turnovers: 2, vs. Monmouth (11/25/11)
Blocks:
Steals: 1, vs. Cleveland State (11/13/11)
Minutes: 18, vs. Xavier (11/28/11)

CAREER HIGHS

Points: 10, vs. Monmouth (11/25/11)
FG Made: 4, vs. Monmouth (11/25/11)
FG Atts: 4, vs. Monmouth (11/25/11)
3FG Made:
3FG Atts:
FT Made: 2, 2x, last vs. Monmouth (11/25/11)
FT Atts: 4, vs. Oregon (11/11/11)
Rebounds: 5, vs. Monmouth (11/25/11)
Assists: 4, vs. Bucknell (11/15/11)
Turnovers: 2, vs. Monmouth (11/25/11)
Blocks:
Steals: 1, vs. Cleveland State (11/13/11)
Minutes: 18, vs. Xavier (11/28/11)

HENDERSON NOTEBOOK

- ⊛ Had surgery for a stress fracture in his left foot - will be out of action for 8-12 weeks.
- ⊛ Played in first game as a collegian against Oregon - scored four points and had four rebounds in 11 minutes.
- ⊛ Scored a career-high 10 points vs. Monmouth (11/25); was 4-4 from the floor.
- ⊛ Has team-high four assists vs. Bucknell (11/15)
- ⊛ Redshirted in 2010-11.
- ⊛ Expected to see time at the five position, especially early on with the injury to Festus Ezeli.
- ⊛ Signed in the spring of 2010 with the Commodores.
- ⊛ 6'11 center chose Vanderbilt over Virginia, Wake Forest, Davidson, Cincinnati, Maryland, and Penn State.

HENDERSON GAME-BY-GAME (RS-FRESHMAN)

Opponent	M	FG-A	3P-A	FT-A	Reb	PF	A	T	B	S	PTS
N11 Oregon	11	1-3	0-0	2-4	4	2	0	0	0	0	4
N13 Cleveland State	16	0-1	0-0	0-0	4	0	0	0	0	1	4
N15 Bucknell	13	1-3	0-0	0-1	3	3	4	1	0	0	2
N19 N.C. State	4	0-0	0-0	0-0	2	3	0	1	0	0	0
N21 Oregon State	4	1-2	0-0	0-0	1	3	0	1	0	0	2
N25 Monmouth	14	4-4	0-0	2-2	5	1	0	2	0	0	10
N28 Xavier	18	1-4	0-0	1-2	2	2	1	0	0	0	3
D2 @Louisville											DNP
D7 @Davidson											DNP
D17 Indiana State											DNP
D19 Longwood											DNP
D21 Lafayette											DNP
D29 @Marquette											DNP
J2 Miami (Ohio)											DNP
J7 Auburn											DNP
J10 @South Carolina											DNP
J14 Georgia											DNP
J19 @Alabama											DNP
J21 Mississippi State											DNP
J24 Tennessee											DNP
J28 MTSU											DNP
J31 @Arkansas											DNP
F4 @Florida											DNP
F8 LSU											DNP
F11 Kentucky											DNP
F16 @Ole Miss											DNP
F19 @Georgia											DNP
F22 South Carolina											DNP
F25 @Kentucky											DNP
F28 Florida											DNP
M3 @Tennessee											DNP

Henderson's Overall Statistics at Vanderbilt

Year	GP	GS	Min	Avg	FG	FGA	Pct	3FG	3FGA	Pct	FT	FTA	Pct	Off	Def	Tot	Avg	PF	FO	Ast	TO	Blk	Stl	Pts	Avg
2011-12	7	0	67	9.6	8	17	.471	0	0	.000	5	9	.556	12	9	21	3.0	14	0	5	5	0	1	21	3.0
TOTAL	7	0	67	9.6	8	17	.471	0	0	.000	5	9	.556	12	9	21	3.0	14	0	5	5	0	1	21	3.0



JOHN JENKINS

23

Junior, Guard
6'4" 215 lbs.
Hendersonville, Tenn.
Station Camp HS

SEASON HIGHS

Points: 28, vs. NC State (11/19/11)
FG Made: 10, vs. NC State (11/19/11)
FG Atts: 19, vs. Oregon (11/11/11)
3FG Made: 7, 2x, last vs. Lafayette (12/21/11)
3FG Atts: 16, vs. Oregon (11/11/11)
FT Made: 4, vs. N.C. State (11/19/11)
FT Atts: 6, vs. N.C. State (11/19/11)
Rebounds: 7, vs. Xavier (11/28/11)
Assists: 4, vs. Lafayette (12/21/11)
Turnovers: 4, vs. South Carolina (1/10/12)
Blocks: 2, vs. Xavier (11/28/11)
Steals: 2, 4x, last vs. Longwood (12/19/11)
Minutes: 41, 2x, last vs. Louisville (12/02/11)

CAREER HIGHS

Points: 32, vs. Kentucky (2/12/11);
FG Made: 11, vs. Kentucky (2/12/11)
FG Atts: 21, vs. Marquette (12/29/10);
3FG Made: 7, 2x, last vs. Lafayette (12/21/11);
3FG Atts: 16; vs. Oregon (11/11/11);
FT Made: 10, 3x, last vs. Arkansas (1/29/11);
FT Atts: 12, vs. North Carolina (11/21/10);
Rebounds: 7, vs. Xavier (11/28/11);
Assists: 4, vs. Lafayette (12/21/11);
Turnovers: 5, vs. Tennessee (2/22/11);
Blocks: 2, 4x, last vs. Xavier (11/28/11)
Steals: 2, 6x, last vs. Xavier (11/28/11);
Minutes: 41, 4x, last vs. Louisville (12/02/11)

MISCELLANEOUS

	2011-12	Career
Double-Figure Pts	16	65
20+ Pt games	8	29
3+ 3-Pt FG's	12	43
Starts	16	55

JENKINS NOTEBOOK

- ⊛ Averages 19.8 points per game and leads the SEC in scoring and three's per game (4.0).
- ⊛ Tallied 26 points vs. Miami (Ohio) (1/2), a game high.
- ⊛ Tied a career-high in threes made with seven in win over Lafayette (12/21).
- ⊛ Has made a three in 38 straight games and has scored in double figures in 49 consecutive contests.
- ⊛ Named MVP of Legends Classic (21.0 pts in 2 games).
- ⊛ Tallied season-best 28 points vs. N.C. State (11/19/11) - was 10-16 from the floor, 4-9 from three.
- ⊛ Jenkins became the 42nd Commodore to break 1000 career points with 17 points against Cleveland St. on 11/13/11.
- ⊛ Broke his career record for three pointers made with seven vs. Oregon. His previous career high was six, which he accomplished four times, most recently vs. Kentucky on Jan. 12, 2011. Also had a career-best 16 3-point attempts.
- ⊛ Now scored 20 points or more in 28 games in his career.
- ⊛ Named to preseason All-SEC team by the league media and coaches. Also on numerous preseason All-American teams.
- ⊛ Named as an All-SEC first-team selection by the league's coaches and media in 2010-11 as a sophomore after leading the league in scoring.
- ⊛ One of the nation's top shooters from three; leads SEC and country with 4.1 threes made per game.
- ⊛ Played for Team USA this summer in Shenzhen, China, in the World University Games - led the team in scoring with 13.5 ppg in eight games.
- ⊛ Became Vanderbilt's all-time leading sophomore scorer with 624 points and a 19.5 ppg average.
- ⊛ Played in 32 games and averaged 19.5 points and 3.0 rebounds per game...Led the league in scoring in all games (19.5) and in 3-point field goals made per game (3.1) and finished second in free throw percentage (.894).
- ⊛ Also led the SEC in scoring in league games only (20.8) and threes made (3.1) in SEC games only; finished second in free-throw percentage (.908).
- ⊛ Made 100 three pointers as a sophomore, which is the fourth-best single season total in Vanderbilt history.
- ⊛ His 89.4% free throw percentage (sophomore) was the third-best single-season total in Commodore history.
- ⊛ Tallied double figures in every game played in 2010-11.
- ⊛ Made at least 5 threes in eight games; led the SEC in 20-point games...Scored 20 or more in 10 of 16 league games in 2010-11.
- ⊛ Named to the SEC All-Freshman team and was named the Sixth Man of the Year by the league's coaches in 2009-10...Averaged 11.0 points per game, and shot 48.3% (72-149) from three in his freshman season.
- ⊛ From nearby Hendersonville, Tenn., and Station Camp High School, where he led the nation in scoring with 42.0 points per game as a senior.

JENKINS GAME-BY-GAME (JUNIOR)

Opponent	M	FG-A	3P-A	FT-A	Reb	PF	A	T	B	S	PTS
N11 Oregon	32	8-19	7-16	1-2	4	1	2	1	0	2	24
N13 Cleveland State	33	5-14	2-8	5-7	1	1	0	3	0	1	17
N15 Bucknell				DNP							
N19 N.C. State	33	10-16	4-9	4-6	2	1	0	2	1	2	28
N21 Oregon State	38	5-13	4-7	0-0	3	0	0	3	0	0	14
N25 Monmouth	27	6-12	3-7	3-4	3	0	1	0	0	1	27
N28 Xavier	41	8-18	4-9	0-0	7	3	0	3	2	2	20
D2 @Louisville	41	9-15	5-11	4-4	2	2	1	2	0	0	27
D7 @Davidson	33	7-14	2-5	6-7	3	4	2	1	1	0	22
D17 Indiana State	30	3-10	1-6	4-5	4	4	0	2	0	0	11
D19 Longwood	29	6-14	3-9	4-5	0	3	2	0	0	2	19
D21 Lafayette	27	9-12	7-9	2-2	1	2	4	2	0	1	27
D29 @Marquette	34	5-12	4-8	0-0	3	2	1	1	0	0	14
J2 Miami (Ohio)	35	9-15	5-10	3-3	1	1	0	1	1	1	26
J7 Auburn	30	6-9	5-8	0-0	4	0	1	2	0	0	17
J10 @South Carolina	30	5-10	4-8	0-0	3	0	3	4	0	1	14
J14 Georgia	32	3-12	3-11	9-9	4	0	1	1	0	0	18
J19 @Alabama											
J21 Mississippi State											
J24 Tennessee											
J28 MTSU											
J31 @Arkansas											
F4 @Florida											
F8 LSU											
F11 Kentucky											
F16 @Ole Miss											
F19 @Georgia											
F22 South Carolina											
F25 @Kentucky											
F28 Florida											
M3 @Tennessee											

Jenkins' Overall Statistics at Vanderbilt

Year	GP	GS	Min	Avg	FG	FGA	Pct	3FG	3FGA	Pct	FT	FTA	Pct	Off	Def	Tot	Avg	PF	FO	Ast	TO	Blk	Stl	Pts	Avg
2009-10	31	7	716	23.1	110	234	.470	72	149	.483	48	60	.800	8	61	69	2.2	36	0	30	23	5	14	340	11.0
2010-11	32	32	1105	34.5	190	411	.462	100	245	.408	144	161	.894	17	78	95	3.0	44	0	39	52	10	24	624	19.5
2011-12	16	16	525	32.8	104	215	.484	63	141	.447	45	54	.833	10	35	45	2.8	24	0	18	28	5	13	316	19.8
TOTAL	79	55	2346	29.7	404	860	.470	235	535	.439	237	275	.862	35	174	209	2.6	104	0	87	103	20	51	1280	16.2

Jenkins' SEC Statistics at Vanderbilt

Year	GP	GS	Min	Avg	FG	FGA	Pct	3pt	3ptA	Pct	FT	FTA	Pct	Off	Def	Tot	Avg	PF	FO	Ast	TO	Blk	Stl	Pts	Avg
2009-10	14	3	332	23.7	47	103	.456	30	66	.455	19	25	.760	1	25	26	1.9	12	0	9	7	5	9	143	10.2
2010-11	16	16	578	36.1	102	201	.507	49	115	.426	79	87	.908	9	45	54	3.4	24	0	25	32	4	14	332	20.8
2011-12	3	3	92	30.7	14	31	.452	12	27	.444	9	9	1.000	3	8	11	3.7	0	0	5	7	0	1	49	16.3
TOTAL	33	22	1002	30.4	163	335	.487	91	208	.438	107	121	.884	13	78	91	2.8	36	0	39	46	9	24	524	15.9



KEDREN JOHNSON

2

Freshman, Guard
6'4" 215 lbs.
Lewisburg, Tenn.
Marshall County HS

SEASON HIGHS

Points: 12, vs. Bucknell (11/15/11)
FG Made: 5, vs. Bucknell (11/15/11)
FG Atts: 7, vs. Bucknell (11/15/11)
3FG Made: 2, 3x, last vs. Lafayette (12/21/11)
3FG Atts: 5, vs. Lafayette (12/21/11)
FT Made: 2, 3x, last vs Davidson (12/7/11)
FT Atts: 2, 4x, last vs. Indiana State (12/17/11)
Rebounds: 2, 3x, last vs. vs. Xavier (11/28/11)
Assists: 3, 3x, last vs Davidson (12/7/11)
Turnovers: 3, vs. Louisville (12/02/11)
Blocks: 1, 4x, last vs. Georgia (1/14/12)
Steals: 2, 3x, last vs. Georgia (1/14/12)
Minutes: 24, vs. Bucknell (11/15/11)

CAREER HIGHS

Points: 12, vs. Bucknell (11/15/11)
FG Made: 5, vs. Bucknell (11/15/11)
FG Atts: 7, vs. Bucknell (11/15/11)
3FG Made: 2, 3x, last vs. Lafayette (12/21/11)
3FG Atts: 5, vs. Lafayette (12/21/11)
FT Made: 2, 2x, last vs. Xavier (11/28/11)
FT Atts: 2, 4x, last vs. Indiana State (12/17/11)
Rebounds: 2, 3x, last vs. Xavier (11/28/11)
Assists: 3, 3x, last vs Davidson (12/7/11)
Turnovers: 3, vs. Louisville (12/02/11)
Blocks: 1, 4x, last vs. Georgia (1/14/12)
Steals: 2, 3x, last vs. Georgia (1/14/12)
Minutes: 24, vs. Bucknell (11/15/11)

JOHNSON NOTEBOOK

- ☛ Played in first collegiate game vs. Oregon - scored four points and had three assists in 17 minutes.
- ☛ Had career-high 12 points vs. Bucknell (11/15).
- ☛ Freshman point guard who starred at nearby Marshall County High School, where he was named Mr. Basketball for the state of Tennessee for Class 2A and was the Tennessean Player of the Year for two years.
- ☛ Averaged 27.3 points, 10.0 rebounds, 8.0 assists, 3.6 steals and 1.5 blocks in his senior season at Marshall County, where he departed as the school's all-time scoring and assist leader.
- ☛ Nickname is Kee.
- ☛ Chose the Commodores over Florida, Louisville, Memphis, and Alabama.

JOHNSON GAME-BY-GAME (FRESHMAN)

Opponent	M	FG-A	3P-A	FT-A	Reb	PF	A	T	B	S	PTS
N11 Oregon	17	1-6	0-2	2-2	0	3	3	0	0	0	4
N13 Cleveland State	10	1-1	0-0	1-1	0	3	0	1	0	0	0
N15 Bucknell	24	5-7	2-3	0-0	3	0	2	1	0	0	12
N19 N.C. State	15	0-3	0-2	0-0	2	3	2	2	0	2	0
N21 Oregon State	9	1-3	0-1	0-0	0	1	2	1	0	0	2
N25 Monmouth	16	2-4	2-3	0-0	2	1	1	2	1	0	6
N28 Xavier	9	0-2	0-1	2-2	2	1	3	1	0	1	2
D2 @Louisville	8	0-0	0-0	0-0	1	0	0	3	0	0	0
D7 @Davidson	15	1-2	1-1	2-2	2	0	3	2	0	1	5
D17 Indiana State	8	0-2	0-1	1-2	1	0	1	2	0	0	1
D19 Longwood	10	2-5	1-3	1-1	0	0	2	2	0	1	6
D21 Lafayette	14	2-6	2-5	0-0	2	0	1	0	0	1	6
D29 @Marquette	12	0-2	0-1	0-0	2	2	4	1	0	1	0
J2 Miami (Ohio)	20	2-3	0-0	0-1	1	1	2	2	1	2	4
J7 Auburn	12	0-2	0-2	0-0	0	2	2	1	1	1	0
J10 @South Carolina	11	0-3	0-1	0-0	2	0	0	0	0	0	0
J14 Georgia	10	1-1	0-0	0-0	0	1	2	2	1	2	2
J19 @Alabama											
J21 Mississippi State											
J24 Tennessee											
J28 MTSU											
J31 @Arkansas											
F4 @Florida											
F8 LSU											
F11 Kentucky											
F16 @Ole Miss											
F19 @Georgia											
F22 South Carolina											
F25 @Kentucky											
F28 Florida											
M3 @Tennessee											

Johnson's Overall Statistics at Vanderbilt

Year	GP	GS	Min	Avg	FG	FGA	Pct	3FG	3FGA	Pct	FT	FTA	Pct	Off	Def	Tot	Avg	PF	FO	Ast	TO	Blk	Stl	Pts	Avg
2011-12	17	0	220	12.9	18	52	.346	8	26	.308	9	11	.818	1	19	20	1.2	15	0	30	23	4	12	53	3.1
TOTAL	17	0	220	12.9	18	52	.346	8	26	.308	9	11	.818	1	19	20	1.2	15	0	30	23	4	12	53	3.1

Johnson's SEC Statistics at Vanderbilt

Year	GP	GS	Min	Avg	FG	FGA	Pct	3FG	3FGA	Pct	FT	FTA	Pct	Off	Def	Tot	Avg	PF	FO	Ast	TO	Blk	Stl	Pts	Avg
2011-12	3	0	33	11.0	1	6	.167	0	3	.000	0	0	.000	0	2	2	0.7	3	0	4	3	2	3	2	0.7
TOTAL	3	0	33	11.0	1	6	.167	0	3	.000	0	0	.000	0	2	2	0.7	3	0	4	3	2	3	2	0.7



SHELBY MOATS

34 Freshman, Forward
6'8" 225 lbs.
Waconia, Minn.
Waconia HS

SEASON HIGHS

Points: 5, vs. Lafayette (12/21/11)
FG Made: 2, vs. vs. Lafayette (12/21/11)
FG Atts: 3, 2x, last vs. Lafayette (12/21/11)
3FG Made: 1, 2x, last vs. Lafayette (12/21/11)
3FG Atts: 3, vs. Monmouth (11/25/11)
FT Made:
FT Atts: 1, vs. Lafayette (12/21/11)
Rebounds: 6, vs. Monmouth (11/25/11)
Assists: 2, vs. Bucknell (11/15/11)
Turnovers: 4, vs. Monmouth (11/25/11)
Blocks:
Steals: 1, vs. Monmouth (11/25/11)
Minutes: 13, vs. Monmouth (11/25/11)

CAREER HIGHS

Points: 5, vs. Lafayette (12/21/11)
FG Made: 2, vs. Lafayette (12/21/11)
FG Atts: 3, 2x, last vs. Lafayette (12/21/11)
3FG Made: 1, 2x, last vs. Lafayette (12/21/11)
3FG Atts: 3, vs. Monmouth (11/25/11)
FT Made:
FT Atts: 1, vs. Lafayette (12/21/11)
Rebounds: 6, vs. Monmouth (11/25/11)
Assists: 2, vs. Bucknell (11/15/11)
Turnovers: 4, vs. Monmouth (11/25/11)
Blocks:
Steals: 1, vs. Monmouth (11/25/11)
Minutes: 13, vs. Monmouth (11/25/11)

MOATS NOTEBOOK

- ★ Saw his first collegiate minutes against Bucknell on 11/15/11.
- ★ Made first career 3-pointer vs Monmouth (11/25); also added career-high six boards vs. Monmouth.
- ★ Powerfully-built power forward who has excellent shooting touch from beyond-the-arc.
- ★ Was the valedictorian of his Waconia High School senior class in 2011.
- ★ Four-year varsity letterwinner in basketball, two-year captain, and a two-year letterman in football at Waconia
- ★ Averaged 22 points and 12 rebounds in his senior year at Waconia and ended his career with 1,772 points and 985 rebounds.
- ★ Plans on majoring in Economics at Vanderbilt.
- ★ Chose the Commodores over Washington State and Northwestern.

MOATS GAME-BY-GAME (FRESHMAN)

Opponent	M	FG-A	3P-A	FT-A	Reb	PF	A	T	B	S	PTS
N11 Oregon					DNP						
N13 Cleveland State					DNP						
N15 Bucknell	9	0-2	0-1	0-0	1	1	2	0	0	0	0
N19 N.C. State					DNP						
N21 Oregon State	3	0-1	0-1	0-0	0	1	1	0	0	0	0
N25 Monmouth	13	1-3	1-3	0-0	6	1	0	4	0	1	3
N28 Xavier					DNP						
D2 @Louisville					DNP						
D7 @Davidson	2	0-0	0-0	0-0	0	1	1	0	0	0	0
D17 Indiana State					DNP						
D19 Longwood	5	0-1	0-1	0-0	0	0	1	0	0	0	0
D21 Lafayette	12	2-3	1-2	0-1	3	2	0	0	0	0	5
D29 @Marquette	1	0-0	0-0	0-0	0	1	0	0	0	0	0
J2 Miami (Ohio)					DNP						
J7 Auburn					DNP						
J10 @South Carolina	3	0-0	0-0	0-0	0	0	0	0	0	0	0
J14 Georgia					DNP						
J19 @Alabama											
J21 Mississippi State											
J24 Tennessee											
J28 MTSU											
J31 @Arkansas											
F4 @Florida											
F8 LSU											
F11 Kentucky											
F16 @Ole Miss											
F19 @Georgia											
F22 South Carolina											
F25 @Kentucky											
F28 Florida											
M3 @Tennessee											

Moats' Overall Statistics at Vanderbilt

Year	GP	GS	Min	Avg	FG	FGA	Pct	3FG	3FGA	Pct	FT	FTA	Pct	Off	Def	Tot	Avg	PF	FO	Ast	TO	Blk	Stl	Pts	Avg
2011-12	8	0	49	6.1	3	10	.300	2	8	.250	0	1	.000	3	7	10	1.3	7	0	5	4	0	1	8	1.0
TOTAL	8	0	49	6.1	3	10	.300	2	8	.250	0	1	.000	3	7	10	1.3	7	0	5	4	0	1	8	1.0

Moats' SEC Statistics at Vanderbilt

Year	GP	GS	Min	Avg	FG	FGA	Pct	3FG	3FGA	Pct	FT	FTA	Pct	Off	Def	Tot	Avg	PF	FO	Ast	TO	Blk	Stl	Pts	Avg
2011-12	1	0	3	3.0	0	0	.000	0	0	.000	0	0	.000	0	0	0	0.0	0	0	0	0	0	0	0	0.0
TOTAL	1	0	3	3.0	0	0	.000	0	0	.000	0	0	.000	0	0	0	0.0	0	0	0	0	0	0	0	0.0



AARON NOLL

14 Senior, Forward
6'7" 220 lbs.
Fort Mitchell, Ky..
Covington Catholic HS

SEASON HIGHS

Points:
FG Made:
FG Atts: 1, vs. Longwood (12/19/11)
3FG Made:
3FG Atts:
FT Made:
FT Atts:
Rebounds: 1, vs. Longwood (12/19/11)
Assists:
Turnovers:
Blocks:
Steals:
Minutes: 1, 2x, last vs. Longwood (12/19/11)

CAREER HIGHS

Points: 2, 3x, last at Arkansas (2/27/10);
FG Made: 1, vs. St. Francis (12/31/08);
FG Atts: 1, vs. St. Francis (12/31/08);
3FG Made: 0;
3FG Atts: 0;
FT Made: 2, 2x, last at Arkansas (2/27/10);
FT Atts: 2, 2x, last at Arkansas (2/27/10);
Rebounds: 2, vs. Mercer (12/21/09);
Assists: 0;
Turnovers: 0;
Blocks: 0;
Steals: 0;
Minutes: 3, vs. Manhattan (12/30/09).

NOLL NOTEBOOK

- ☛ Made the team as a walk on during tryouts in October of 2008, and has been named to the SEC Academic Honor Roll for the last two seasons (2010, 2011).
- ☛ Had two rebounds in three minutes vs. Grambling (11/24)...Suffered a broken right foot in December, and did not play the rest of the season.
- ☛ A pre-med student, Noll will attend Med School next season.
- ☛ Advice to youngsters: "Never let anyone tell you that you can't do something if you put your mind to it."

NOLL GAME-BY-GAME (SENIOR)

Opponent	M	FG-A	3P-A	FT-A	Reb	PF	A	T	B	S	PTS
N11 Oregon					DNP						
N13 Cleveland State					DNP						
N15 Bucknell					DNP						
N19 N.C. State					DNP						
N21 Oregon State					DNP						
N25 Monmouth	1	0-0	0-0	0-0	0	0	0	0	0	0	0
N28 Xavier					DNP						
D2 @Louisville					DNP						
D7 @Davidson					DNP						
D17 Indiana State					DNP						
D19 Longwood	1	0-1	0-0	0-0	1	0	0	0	0	0	0
D21 Lafayette					DNP						
D29 @Marquette					DNP						
J2 Miami (Ohio)					DNP						
J7 Auburn					DNP						
J10 @South Carolina					DNP						
J14 Georgia					DNP						
J19 @Alabama					DNP						
J21 Mississippi State					DNP						
J24 Tennessee					DNP						
J28 MTSU					DNP						
J31 @Arkansas					DNP						
F4 @Florida					DNP						
F8 LSU					DNP						
F11 Kentucky					DNP						
F16 @Ole Miss					DNP						
F19 @Georgia					DNP						
F22 South Carolina					DNP						
F25 @Kentucky					DNP						
F28 Florida					DNP						
M3 @Tennessee					DNP						

Noll's Overall Statistics at Vanderbilt

Year	GP	GS	Min	Avg	FG	FGA	Pct	3FG	3FGA	Pct	FT	FTA	Pct	Off	Def	Tot	Avg	PF	FO	Ast	TO	Blk	Stl	Pts	Avg
2008-09	3	0	4	1.3	1	1	1.000	0	0	.000	0	1	0.3	0	1	1	0.3	0	0	0	0	0	0	2	0.7
2009-10	8	0	12	1.5	0	0	.000	0	0	.000	4	4	1.000	2	3	5	0.6	2	0	0	0	0	0	4	0.5
2011-12	2	0	2	1.0	0	1	.000	0	0	.000	0	0	.000	1	0	1	0.5	0	0	0	0	0	0	0	0.0
TOTAL	17	0	26	1.5	1	2	.500	0	0	.000	4	5	.800	3	6	9	0.5	2	0	0	0	0	0	6	0.4

Noll's SEC Statistics at Vanderbilt

Year	GP	GS	Min	Avg	FG	FGA	Pct	3pt	3ptA	Pct	FT	FTA	Pct	Off	Def	Tot	Avg	PF	FO	Ast	TO	Blk	Stl	Pts	Avg
2009-10	2	0	2	1.0	0	0	.000	0	0	.000	2	2	1.000	0	1	1	0.5	1	0	0	0	0	0	2	1.0
TOTAL	2	0	2	1.0	0	0	.000	0	0	.000	2	2	1.000	0	1	1	0.5	1	0	0	0	0	0	2	1.0



ROD ODOM

45 Sophomore, Forward
6'9" 220 lbs.
Central Islip, N.Y.
Middlesex School (Mass.)

SEASON HIGHS

Points: 10, vs. Bucknell (11/15/11)
FG Made: 4, vs. Bucknell (11/15/11)
FG Atts: 7, vs. Bucknell (11/15/11)
3FG Made: 2, 2x, last vs. South Carolina (1/10/12)
3FG Atts: 3, vs. Bucknell (11/15/11)
FT Made: 3, 2x, last vs. Auburn (1/7/12)
FT Atts: 6, vs. Oregon (11/11/11)
Rebounds: 8, vs. Oregon (11/11/11)
Assists: 2, vs. Oregon (11/11/11)
Turnovers: 4, vs. Longwood (12/19/11)
Blocks: 1, 4x, last vs Davidson (12/7/11)
Steals: 2, vs Davidson (12/7/11)
Minutes: 25, vs Davidson (12/7/11)

CAREER HIGHS

Points: 12, vs. Arkansas (1/29/11);
FG Made: 5, vs. West Virginia (11/19/10);
FG Atts: 9, vs. West Virginia (11/19/10);
3FG Made: 3, 3x, last vs. S. Carolina (2/5/11);
3FG Atts: 5 vs. Arkansas (1/29/11);
FT Made: 3, 3x, last vs. Auburn (1/7/12);
FT Atts: 6, vs Oregon (11/11/11)
Rebounds: 8, vs. vs. Oregon (11/11/11);
Assists: 2, 3x, last vs. Oregon (11/11/11);
Turnovers: 5 vs. Belmont (12/4/10);
Blocks: 2 at Missouri (12/8/10);
Steals: 4 at Missouri (12/8/10);
Minutes: 27, 2x, last at Georgia (2/16/11).

MISCELLANEOUS

	2011-12	Career
Double-Digit Scoring	1	6
3+ 3-Pt FG's	-	4
Starts	2	10

ODOM NOTEBOOK

- ✪ Recorded a career-high of eight rebounds vs. Oregon (11/11). His previous best was seven vs. Kentucky on February 12, 2011.
- ✪ Scored in double-figures vs. Bucknell with 10 points (11/15)
- ✪ Made first start of his career vs. Monmouth (11/25).
- ✪ Power forward who played in all 34 games as a true freshman...Started eight games.
- ✪ Averaged 3.9 points and 2.6 rebounds per game as a freshman.
- ✪ Scored in double-figures in five games, and tallied a career-high 12 points against Arkansas (1/29).
- ✪ Scored 10 points and had five rebounds off of the bench vs. Florida (3/5).
- ✪ Tallied 11 points at Georgia (2/16), grabbed 5 rebounds, and was 3-of-5 from beyond the arc.
- ✪ Scored five points in collegiate debut vs. Presbyterian; made his first three-point basket on Brad Tinsley's 10th assist.
- ✪ Chose the Commodores over Harvard, West Virginia, Arizona, UConn, Louisville, Boston College, Michigan, and Oklahoma State.

ODOM GAME-BY-GAME (SOPHOMORE)

Opponent	M	FG-A	3P-A	FT-A	Reb	PF	A	T	B	S	PTS
N11 Oregon	21	0-4	0-1	3-6	8	4	2	0	1	0	3
N13 Cleveland State	16	1-2	1-1	0-0	1	3	0	1	0	0	3
N15 Bucknell	16	4-7	2-3	0-1	3	3	0	0	0	0	10
N19 N.C. State	12	1-2	1-2	0-0	1	3	0	1	0	0	3
N21 Oregon State	17	2-3	0-0	0-0	0	1	0	2	1	0	4
N25 Monmouth	17	1-1	1-1	1-2	3	3	0	0	0	1	4
N28 Xavier	12	1-2	0-1	0-0	1	1	0	1	1	0	2
D2 @Louisville	10	1-3	0-1	0-0	2	2	0	0	0	1	2
D7 @Davidson	25	2-5	0-2	0-0	4	4	0	3	1	2	4
D17 Indiana State	16	0-2	0-2	0-0	1	0	0	0	1	0	0
D19 Longwood	19	1-3	1-2	0-0	4	2	1	4	0	1	3
D21 Lafayette	22	2-5	1-3	0-0	3	2	0	0	0	0	5
D29 @Marquette	12	2-4	1-2	0-0	2	4	0	0	0	0	5
J2 Miami (Ohio)	14	0-1	0-1	0-0	1	2	0	0	0	0	0
J7 Auburn	16	1-4	0-1	3-5	6	2	0	2	0	0	5
J10 @South Carolina	19	2-2	2-2	0-0	0	1	1	1	0	0	6
J14 Georgia	9	2-3	1-2	0-1	0	4	0	1	0	0	5
J19 @Alabama											
J21 Mississippi State											
J24 Tennessee											
J28 MTSU											
J31 @Arkansas											
F4 @Florida											
F8 LSU											
F11 Kentucky											
F16 @Ole Miss											
F19 @Georgia											
F22 South Carolina											
F25 @Kentucky											
F28 Florida											
M3 @Tennessee											

Odom's Overall Statistics at Vanderbilt

Year	GP	GS	Min	Avg	FG	FGA	Pct	3FG	3FGA	Pct	FT	FTA	Pct	Off	Def	Tot	Avg	PF	FO	Ast	TO	Blk	Stl	Pts	Avg
2010-11	34	8	533	15.7	47	115	.409	28	75	.373	10	16	.625	35	53	88	2.6	71	1	12	38	4	15	132	3.9
2011-12	17	2	273	16.1	23	53	.434	11	27	.407	7	15	.467	18	22	40	2.4	41	0	4	16	5	5	64	3.8
TOTAL	51	10	806	15.8	70	168	.417	39	102	.382	17	31	.548	53	75	128	2.5	112	1	16	54	9	20	196	3.8

Odom's SEC Statistics at Vanderbilt

Year	GP	GS	Min	Avg	FG	FGA	Pct.	3pt	3ptA	Pct	FT	FTA	Pct	Off	Def	Tot	Avg	PF	FO	Ast	TO	Blk	Stl	Pts	Avg
2010-11	16	4	268	16.8	24	51	.471	13	32	.406	4	6	.667	15	25	40	2.5	37	1	6	20	0	6	65	4.1
2011-12	3	0	44	14.7	5	9	.556	3	5	.600	3	6	.500	1	5	6	2.0	7	0	1	4	0	0	16	5.3
TOTAL	19	4	312	16.4	29	60	.483	16	37	.432	7	12	.583	16	30	46	2.4	44	1	7	24	0	6	81	4.3



DAI-JON PARKER

24 Freshman, Guard
6'3" 190 lbs.
Baton Rouge, La.
Milton HS (Ga.)

SEASON HIGHS

- Points:** 10, vs. Monmouth (11/25/11)
- FG Made:** 4, vs. Monmouth (11/25/11)
- FG Atts:** 10, vs. Bucknell (11/15/11)
- 3FG Made:** 2, 2x, last vs. Auburn (1/7/12)
- 3FG Atts:** 7, vs. Bucknell (11/15/11)
- FT Made:** 4, vs. Georgia (1/14/12)
- FT Atts:** 4, vs. Georgia (1/14/12)
- Rebounds:** 5, vs. Georgia (1/14/12)
- Assists:** 3, vs. Monmouth (11/25/11)
- Turnovers:** 2,2x, last vs. Lafayette (12/21/11)
- Blocks:** 1, 6x, last vs. Marquette (12/29/11)
- Steals:** 2, vs. Bucknell (11/15/11)
- Minutes:** 22, vs. Bucknell (11/15/11)

CAREER HIGHS

- Points:** 10, vs. Monmouth (11/25/11)
- FG Made:** 4, vs. Monmouth (11/25/11)
- FG Atts:** 10, vs. Bucknell (11/15/11)
- 3FG Made:** 2, 2x, last vs. Auburn (1/7/12)
- 3FG Atts:** 7, vs. Bucknell (11/15/11)
- FT Made:** 4, vs. Georgia (1/14/12)
- FT Atts:** 4, vs. Georgia (1/14/12)
- Rebounds:** 5, vs. Georgia (1/14/12)
- Assists:** 3, vs. Monmouth (11/25/11)
- Turnovers:** 2, 2x, last vs. Lafayette (12/21/11)
- Blocks:** 1, 6x, last vs. Marquette (12/29/11)
- Steals:** 2, vs. Bucknell (11/15/11)
- Minutes:** 22, vs. Bucknell (11/15/11)

PARKER NOTEBOOK

- ⊛ Played nine minutes in collegiate debut vs. Oregon (11/11).
- ⊛ Tied a career high with two made threes against Auburn (1/7).
- ⊛ Had career high four free throws made and five rebounds vs. Georgia (1/14).
- ⊛ Scored career-high 10 points vs. Monmouth (11/25), his first double-digit scoring game.
- ⊛ Athletic shooting guard whose Milton High School team in Alpharetta, Ga., had three other Division I players in the starting five.
- ⊛ Standout three-sport athlete in high school.
- ⊛ Averaged 14 points, six rebounds, five assists, two blocks and two steals in his senior season at Milton.
- ⊛ His 2010 Milton team captured the Class 5A state championship, and the 2011 team won the regional championship.
- ⊛ Milton teammates Shannon Scott (Ohio State), Julian Royal (Georgia Tech), and Jordan Loyd (Furman) all signed to play Division I basketball.
- ⊛ Advice to youngsters: "Get the grades, basketball isn't going anywhere."

PARKER GAME-BY-GAME (FRESHMAN)

Opponent	M	FG-A	3P-A	FT-A	Reb	PF	A	T	B	S	PTS
N11 Oregon	9	0-3	0-2	0-2	1	0	0	1	0	1	0
N13 Cleveland State	7	0-2	0-1	0-0	0	1	0	0	1	0	0
N15 Bucknell	22	2-10	1-7	2-2	2	1	0	0	1	2	7
N19 N.C. State	9	1-3	1-3	0-0	1	2	0	0	0	0	3
N21 Oregon State	13	1-3	0-2	0-0	0	1	2	2	0	0	2
N25 Monmouth	17	4-6	2-4	0-0	3	0	3	1	1	0	10
N28 Xavier	6	0-0	0-0	0-0	0	2	0	1	1	0	0
D2 @Louisville	4	0-1	0-1	0-0	1	0	1	0	0	0	0
D7 @Davidson	7	0-0	0-0	0-0	0	1	0	0	0	0	0
D17 Indiana State	15	0-1	0-1	0-0	0	0	1	0	0	0	0
D19 Longwood	15	0-4	0-1	0-0	1	0	1	0	0	0	0
D21 Lafayette	15	1-4	0-2	0-0	0	0	1	2	1	1	2
D29 @Marquette	12	0-1	0-0	0-0	1	2	1	1	1	1	0
J2 Miami (Ohio)	6	0-3	0-1	0-0	0	0	1	0	0	0	0
J7 Auburn	16	2-4	2-3	0-1	1	1	0	0	0	0	6
J10 @South Carolina	15	1-1	1-1	0-0	1	0	2	0	0	0	3
J14 Georgia	14	1-2	0-1	4-4	5	1	0	0	0	0	6
J19 @Alabama											
J21 Mississippi State											
J24 Tennessee											
J28 MTSU											
J31 @Arkansas											
F4 @Florida											
F8 LSU											
F11 Kentucky											
F16 @Ole Miss											
F19 @Georgia											
F22 South Carolina											
F25 @Kentucky											
F28 Florida											
M3 @Tennessee											

Parker's Overall Statistics at Vanderbilt

Year	GP	GS	Min	Avg	FG	FGA	Pct	3FG	3FGA	Pct	FT	FTA	Pct	Off	Def	Tot	Avg	PF	FO	Ast	TO	Blk	Stl	Pts	Avg
2011-12	17	0	202	11.9	13	48	.271	7	30	.233	6	9	.667	1	16	17	1.0	12	0	13	8	6	5	39	2.3
TOTAL	17	0	202	11.9	13	48	.271	7	30	.233	6	9	.667	1	16	17	1.0	12	0	13	8	6	5	39	2.3

Parker's SEC Statistics at Vanderbilt

Year	GP	GS	Min	Avg	FG	FGA	Pct	3FG	3FGA	Pct	FT	FTA	Pct	Off	Def	Tot	Avg	PF	FO	Ast	TO	Blk	Stl	Pts	Avg
2011-12	3	0	45	15.0	4	7	.571	3	5	.600	4	5	.800	0	7	7	2.3	2	0	2	0	0	0	15	5.0
TOTAL	3	0	45	15.0	4	7	.571	3	5	.600	4	5	.800	0	7	7	2.3	2	0	2	0	0	0	15	5.0



JAMES SIAKAM

35

RS Freshman, Forward
6'7" 210 lbs.
Douala, Cameroon
Brehm Prep (Ill.)

SEASON HIGHS

Points: 1, 2x, last vs. Monmouth (11/25/11)

FG Made:

FG Atts: 1, 2x, last vs. Bucknell (11/15/11)

3FG Made:

3FG Atts:

FT Made: 1, 2x, last vs. Monmouth (11/25/11)

FT Atts: 2, 2x, last vs. Monmouth (11/25/11)

Rebounds: 1, vs. Auburn (1/7/12)

Assists:

Turnovers: 1, vs. Longwood (12/19/11)

Blocks:

Steals:

Minutes: 5, vs. Longwood (12/19/11)

CAREER HIGHS

Points: 1, 2x, last vs. Monmouth (11/25/11)

FG Made:

FG Atts: 1, 2x, last vs. Bucknell (11/15/11)

3FG Made:

3FG Atts:

FT Made: 1, 2x, last vs. Monmouth (11/25/11)

FT Atts: 2, 2x, last vs. Monmouth (11/25/11)

Rebounds: 1, vs. Auburn (1/7/12)

Assists:

Turnovers: 1, vs. Longwood (12/19/11)

Blocks:

Steals:

Minutes: 5, vs. Longwood (12/19/11)

SIKAM NOTEBOOK

✪ Appeared in first game of his college career against Cleveland St. (11/13/11); scored first point of career against Bucknell (11/15).

✪ Redshirted in 2010-11.

✪ Averaged 18 points, 10 rebounds, and five blocks per game for his Brehm (Ill.) Prep team.

✪ Chose the Commodores over Southern Illinois, Marquette, Illinois, Florida, Virginia, and UCLA.

✪ Advice to youngsters: "Work hard for whatever you want because nothing is free. Stay humble, and above all, put God first in any of your endeavors."

SIKAM GAME-BY-GAME (RS-FRESHMAN)

Opponent	M	FG-A	3P-A	FT-A	Reb	PF	A	T	B	S	PTS
N11 Oregon					DNP						
N13 Cleveland State	0	0-1	0-0	0-0	0	0	0	0	0	0	0
N15 Bucknell	2	0-1	0-0	1-2	0	0	0	0	0	0	1
N19 N.C. State					DNP						
N21 Oregon State					DNP						
N25 Monmouth	1	0-0	0-0	1-2	0	0	0	0	0	0	1
N28 Xavier					DNP						
D2 @Louisville					DNP						
D7 @Davidson					DNP						
D17 Indiana State					DNP						
D19 Longwood	5	0-0	0-0	0-0	0	0	0	1	0	0	0
D21 Lafayette	4	0-0	0-0	0-0	0	0	0	0	0	0	0
D29 @Marquette	1	0-0	0-0	0-0	0	0	0	0	0	0	0
J2 Miami (Ohio)					DNP						
J7 Auburn	3	0-0	0-0	0-0	1	0	0	0	0	0	0
J10 @South Carolina					DNP						
J14 Georgia					DNP						
J19 @Alabama					DNP						
J21 Mississippi State					DNP						
J24 Tennessee					DNP						
J28 MTSU					DNP						
J31 @Arkansas					DNP						
F4 @Florida					DNP						
F8 LSU					DNP						
F11 Kentucky					DNP						
F16 @Ole Miss					DNP						
F19 @Georgia					DNP						
F22 South Carolina					DNP						
F25 @Kentucky					DNP						
F28 Florida					DNP						
M3 @Tennessee					DNP						

Siakam's Overall Statistics at Vanderbilt

Year	GP	GS	Min	Avg	FG	FGA	Pct	3FG	3FGA	Pct	FT	FTA	Pct	Off	Def	Tot	Avg	PF	FO	Ast	TO	Blk	Stl	Pts	Avg
2011-12	7	0	16	2.3	0	2	.000	0	0	.000	2	4	.500	0	1	1	0.1	0	0	0	1	0	0	2	0.3
TOTAL	7	0	16	2.3	0	2	.000	0	0	.000	2	4	.500	0	1	1	0.1	0	0	0	1	0	0	2	0.3

Siakam's SEC Statistics at Vanderbilt

Year	GP	GS	Min	Avg	FG	FGA	Pct	3FG	3FGA	Pct	FT	FTA	Pct	Off	Def	Tot	Avg	PF	FO	Ast	TO	Blk	Stl	Pts	Avg
2011-12	1	0	3	3.0	0	0	.000	0	0	.000	0	0	.000	0	1	1	1.0	0	0	0	0	0	0	0	0.0
TOTAL	1	0	3	3.0	0	0	.000	0	0	.000	0	0	.000	0	1	1	1.0	0	0	0	0	0	0	0	0.0



JORDAN SMART

12

RS Junior, Guard
6' 6" 200 lbs.
Lexington, Ky.
Lexington Catholic HS

SEASON HIGHS

Points: 3, 2x, last vs. Longwood (12/19/11)
FG Made: 1, 3x, last vs. Longwood (12/19/11)
FG Atts: 1, 3x, vs. vs. Longwood (12/19/11)
3FG Made: 1, 2x, last vs. Longwood (12/19/11)
3FG Atts: 1, 2x, last vs. Longwood (12/19/11)
FT Made:
FT Atts:
Rebounds: 1, 2x, last vs. Auburn (1/7/12)
Assists:
Turnovers:
Blocks:
Steals:
Minutes: 4, 2x, vs. vs. Lafayette (12/21/11)

CAREER HIGHS

Points: 3, 4x, last vs. Longwood (12/19/11);
FG Made: 1, 5x, last vs. Longwood (12/19/11);
FG Atts: 1, 7x, last vs. Longwood (12/19/11);
3FG Made: 1, 4x, last vs. Longwood (12/19/11);
3FG Atts: 1, 6x, last vs. Longwood (12/19/11);
FT Made: 0;
FT Atts: 0;
Rebounds: 2, 3x, last vs Davidson (1/2/11);
Assists: 3 vs. Presbyterian (11/12/10);
Turnovers: 0;
Blocks: 1, vs. LSU (3/10/11);
Steals: 0;
Minutes: 16, vs. Davidson (1/2/11).

SMART NOTEBOOK

- ⊕ Added 20 pounds to his frame over the last few seasons.
- ⊕ Redshirted his freshman season.
- ⊕ Played in 14 games in 2010-11...Handed out three assists in just four minutes in season opener against Presbyterian (11/12/10)
- ⊕ Scored first career points and pulled down a career-high two rebounds in win over SE Louisiana (12/18).
- ⊕ Named to the last two SEC Academic Honor Roll teams.
- ⊕ Was the 11th Region MVP in 2008 as a senior at Lexington Catholic High School and was a member of the All-Region regular season team.
- ⊕ An English major, he is on track to graduate in May of 2012, with an eye on Law School.
- ⊕ Nickname is Smarty.
- ⊕ Advice to youngsters: "Respect your elders."

SMART GAME-BY-GAME (RS JUNIOR)


Opponent	M	FG-A	3P-A	FT-A	Reb	PF	A	T	B	S	PTS
N11 Oregon					DNP						
N13 Cleveland State					DNP						
N15 Bucknell	1	1-1	1-1	0-0	0	0	0	0	0	0	3
N19 N.C. State					DNP						
N21 Oregon State					DNP						
N25 Monmouth	1	1-1	0-0	0-0	0	1	0	0	0	0	2
N28 Xavier					DNP						
D2 @Louisville					DNP						
D7 @Davidson					DNP						
D17 Indiana State					DNP						
D19 Longwood	4	1-1	1-1	0-0	1	1	0	0	0	0	3
D21 Lafayette	4	0-0	0-0	0-0	0	0	0	0	0	0	0
D29 @Marquette					DNP						
J2 Miami (Ohio)					DNP						
J7 Auburn	2	0-0	0-0	0-0	1	0	0	0	0	0	0
J10 @South Carolina					DNP						
J14 Georgia					DNP						
J19 @Alabama					DNP						
J21 Mississippi State					DNP						
J24 Tennessee					DNP						
J28 MTSU					DNP						
J31 @Arkansas					DNP						
F4 @Florida					DNP						
F8 LSU					DNP						
F11 Kentucky					DNP						
F16 @Ole Miss					DNP						
F19 @Georgia					DNP						
F22 South Carolina					DNP						
F25 @Kentucky					DNP						
F28 Florida					DNP						
M3 @Tennessee					DNP						

Smart's Overall Statistics at Vanderbilt

Year	GP	GS	Min	Avg	FG	FGA	Pct	3FG	3FGA	Pct	FT	FTA	Pct	Off	Def	Tot	Avg	PF	FO	Ast	TO	Blk	Stl	Pts	Avg
2009-10	10	0	27	2.7	0	6	.000	0	5	.000	0	0	.000	1	5	6	0.6	1	0	4	0	0	2	0	0.0
2010-11	14	0	47	3.4	2	5	.400	2	5	.400	0	0	.000	0	8	8	0.6	2	0	4	1	1	0	6	0.4
2011-12	5	0	12	2.4	3	3	1.000	2	2	1.000	0	0	.000	0	2	2	0.4	2	0	0	0	0	0	8	1.6
TOTAL	29	0	86	3.0	5	14	.357	4	12	.333	0	0	.000	1	15	16	0.6	5	0	8	1	1	2	14	0.5

Smart's SEC Statistics at Vanderbilt

Year	GP	GS	Min	Avg	FG	FGA	Pct	3pt	3ptA	Pct	FT	FTA	Pct	Off	Def	Tot	Avg	PF	FO	Ast	TO	Blk	Stl	Pts	Avg
2009-10	3	0	7	2.3	0	2	.000	0	2	.000	0	0	.000	0	1	1	0.3	0	0	0	0	0	1	0	0.0
2010-11	5	0	5	1.0	1	1	1.000	1	1	1.000	0	0	.000	0	0	0	0.0	0	0	0	0	0	0	3	0.6
2011-12	1	0	2	2.0	0	0	.000	0	0	.000	0	0	.000	0	1	1	1.0	0	0	0	0	0	0	0	0.0
TOTAL	9	0	14	1.6	1	3	.333	1	3	.333	0	0	.000	0	2	2	0.2	0	0	0	0	0	1	3	0.3



JEFFERY TAYLOR

44

Senior, Forward
6'7" 225 lbs.
Norrkoping, Sweden
Hobbs HS (N.M.)

SEASON HIGHS

Points: 30, vs Davidson (12/7/11)
FG Made: 12, vs Davidson (12/7/11)
FG Atts: 17, vs Davidson (12/7/11)
3FG Made: 3, 5x last vs. S. Carolina (1/10/12)
3FG Atts: 7, vs. Louisville (12/02/11)
FT Made: 7, vs. Georgia (1/14/12)
FT Atts: 13, vs. Georgia (1/14/12)
Rebounds: 11, vs. Oregon (11/11/11)
Assists: 5, 2x, last vs. Monmouth (11/25/11)
Turnovers: 6, vs. Cleveland State (11/13/11)
Blocks: 2, 3x, last vs. Georgia (1/14/12)
Steals: 9, vs. Georgia (1/14/12)
Minutes: 41, 2x, last vs. Louisville (12/02/11)

CAREER HIGHS

Points: 30, vs Davidson (12/7/11)
FG Made: 12, vs Davidson (12/7/11)
FG Atts: 18, 2x, last at Georgia (2/16/11);
3FG Made: 4, vs. South Carolina (2/5/11);
3FG Atts: 9, at Miss. State (1/27/11);
FT Made: 12, vs. Tennessee (2/9/10);
FT Atts: 14, at S.C. (1/28/09);
Rebounds: 13, at Georgia (2/16/11);
Assists: 6, 2x, last vs. Ole Miss (1/19/11);
Turnovers: 6, vs. Cleveland State (11/13/11);
Blocks: 3, vs. South Carolina (2/5/11);
Steals: 9, vs. Georgia (1/14/12);
Minutes: 43, at Missouri (12/8/10).

MISCELLANEOUS

	2011-12	Career
Double-Digit Scoring	16	88
20+ Pt Scoring	4	15
Double-Digit Reb.	1	10
Double-Doubles	1	9
5+ Assists	2	3
3+ 3-FGs	5	9
Starts	17	114

TAYLOR NOTEBOOK

- ✪ Tallied a career-high 30 points at Davidson (12/7) on a career-best 12 made field goals.
- ✪ The SEC's active leading scorer with 1,604 points.
- ✪ In Vanderbilt's career top-10 in four categories (scoring, steals, free throws made, free throws attempted).
- ✪ Third in the SEC in scoring (16.9 ppg) and fourth in FG % (.540).
- ✪ Named to Legends Classic All-Tournament team; averaged 15.0 points and 8 rebs. in 2 games.
- ✪ Scored 16 points and tied a season-high with five assists vs. Monmouth (11/25/11).
- ✪ Scored 17 points and had season-high five assists vs. N.C. State (11/19/11).
- ✪ Scored 14 points and led all Vanderbilt scorers vs. Bucknell (11/15) in his 100th career start.
- ✪ Tallied 21 points and 11 rebounds in win over Oregon (11/11). It was the ninth double-double of his career.
- ✪ Also posted career-high five steals against Oregon.
- ✪ Named to Preseason All-SEC 2nd Team; made All-SEC 2nd team in 2010 and 2011, and the All-Freshman team in 2009.
- ✪ Started in all but one game in his Vanderbilt career.
- ✪ Became 41st VU player to surpass 1,000-point mark with 22-point effort vs. Davidson (1/2/11).
- ✪ Including 2010-11, Vanderbilt is now 23-5 in games in which Taylor scored 15 or more points.
- ✪ Had three double-doubles in 2010-11 (at Missouri, at Auburn, and at LSU).
- ✪ Averaged 21.7 points per game in three SEC Tournament games in 2010-11
- ✪ One of the SEC's most explosive players, he tallied 15 points, five rebounds, and three assists vs. Georgia (1/12) - included a dunk which was named SportCenter's #1 "Top Play" on January 13.
- ✪ Scored 438 points as a sophomore, which ranks eighth all-time on the Vanderbilt sophomore single-season list.
- ✪ His father Jeff, played basketball at New Mexico, the NBA, and in Sweden, where he currently lives.
- ✪ Can speak four languages (English, Swedish, Danish, Norwegian).

TAYLOR GAME-BY-GAME (SENIOR)

Opponent	M	FG-A	3P-A	FT-A	Reb	PF	A	T	B	S	PTS
N11 Oregon	32	8-16	0-1	5-7	11	2	4	2	1	5	21
N13 Cleveland State	34	3-8	1-3	2-3	4	1	1	6	0	1	9
N15 Bucknell	23	6-10	2-4	0-1	6	2	2	0	0	0	14
N19 N.C. State	32	5-11	1-4	6-11	8	1	5	4	0	2	17
N21 Oregon State	29	6-13	0-2	1-2	8	1	2	3	1	2	13
N25 Monmouth	15	6-13	0-3	4-8	2	1	5	1	0	1	16
N28 Xavier	41	6-11	1-2	5-6	5	2	2	3	2	0	18
D2 @Louisville	41	4-11	3-7	0-2	6	3	2	5	0	4	11
D7 @Davidson	34	12-17	3-4	3-3	4	2	0	3	2	1	30
D17 Indiana State	34	8-15	3-6	2-4	6	2	2	2	0	2	21
D19 Longwood	23	12-14	2-2	3-5	5	0	0	1	0	1	29
D21 Lafayette	26	7-13	1-4	1-1	4	1	1	3	1	2	16
D29 @Marquette	32	7-14	2-5	3-4	4	2	1	3	0	2	19
J2 Miami (Ohio)	33	5-11	1-3	0-1	5	0	3	3	0	0	11
J7 Auburn	28	5-11	3-5	3-4	5	2	1	3	0	2	16
J10 @South Carolina	32	4-6	3-4	0-0	3	2	3	4	0	1	11
J14 Georgia	35	4-6	1-1	7-13	9	3	1	9	2	9	16
J19 @Alabama											
J21 Mississippi State											
J24 Tennessee											
J28 MTSU											
J31 @Arkansas											
F4 @Florida											
F8 LSU											
F11 Kentucky											
F16 @Ole Miss											
F19 @Georgia											
F22 South Carolina											
F25 @Kentucky											
F28 Florida											
M3 @Tennessee											

Taylor's Overall Statistics at Vanderbilt

Year	GP	GS	Min	Avg	FG	FGA	Pct	3FG	3FGA	Pct	FT	FTA	Pct	Off	Def	Tot	Avg	PF	FO	Ast	TO	Blk	Stl	Pts	Avg
2008-09	31	31	805	26.0	136	271	.502	9	41	.220	96	139	.691	82	110	192	6.2	76	5	53	69	12	29	377	12.2
2009-10	33	33	883	26.8	148	300	.493	1	11	.091	141	189	.746	64	108	172	5.2	87	2	57	74	13	36	438	13.3
2010-11	34	33	1078	31.7	171	381	.449	39	113	.345	120	167	.719	57	131	188	5.5	83	3	80	87	19	35	501	14.7
2011-12	17	17	534	31.4	108	200	.540	27	60	.450	45	75	.600	40	55	95	5.6	27	0	35	46	9	26	288	16.9
TOTAL	115	114	3300	28.7	563	1152	.489	76	225	.338	402	570	.705	243	404	647	5.6	273	10	225	276	53	126	1604	13.9

Taylor's SEC Statistics at Vanderbilt

Year	GP	GS	Min	Avg	FG	FGA	Pct	3pt	3ptA	Pct	FT	FTA	Pct	Off	Def	Tot	Avg	PF	FO	Ast	TO	Blk	Stl	Pts	Avg
2008-09	16	16	425	26.6	64	131	.489	4	12	.333	53	76	.697	47	53	100	6.3	38	3	30	43	5	12	185	11.6
2009-10	16	16	444	27.8	68	137	.496	0	3	.000	83	108	.769	25	46	71	4.4	46	2	29	40	7	20	219	13.7
2010-11	16	15	540	33.8	80	200	.400	18	58	.310	49	72	.681	35	56	91	5.7	44	2	40	36	8	21	227	14.2
2011-12	3	3	95	31.7	13	23	.565	7	10	.700	10	17	.588	5	12	17	5.7	7	0	5	7	2	3	43	14.3
TOTAL	51	50	1504	29.5	225	491	.458	29	83	.349	195	273	.714	112	167	279	5.5	135	7	104	126	22	56	674	13.2



STEVE TCHIENGANG

33

Senior, Forward
6' 9" 240 lbs.
Douala, Cameroon
Montverde Acad. (Fla.)/
Cypress Comm. Christian
(Texas)

SEASON HIGHS

Points: 10, vs. S. Carolina (1/10/12)
FG Made: 4, vs. S. Carolina (1/10/12)
FG Atts: 7, vs. Longwood (12/19/11)
3FG Made: 1, 2x, last vs. Xavier (11/28/11)
3FG Atts: 2, 2x, last vs. Bucknell (11/15/11)
FT Made: 4, vs. Oregon State (11/21/11)
FT Atts: 5, vs. N.C. State (11/19/11)
Rebounds: 11, vs. N.C. State (11/19/11)
Assists: 2, 3x, last vs. Indiana State (12/17/11)
Turnovers: 3, 2x, vs. Indiana State (12/17/11)
Blocks: 2, 2x, last vs. Xavier (11/28/11)
Steals: 2, vs. Cleveland St. (11/13/11)
Minutes: 40, vs. Louisville (12/02/11)

CAREER HIGHS

Points: 15, vs. SE La. (12/18/10);
FG Made: 5, 2x, last at S. Carolina (1/8/11);
FG Atts: 9, at S. Carolina (1/8/11);
3FG Made: 2, 4x, last vs. Kentucky (2/12/11);
3FG Atts: 4, 2x, last vs. App. State (11/27/10);
FT Made: 5, at Georgia (2/25/09);
FT Atts: 8, vs. Davidson (1/2/11);
Rebounds: 11, vs. N.C. State (11/19/11)
Assists: 3, vs. Kentucky (2/12/11);
Turnovers: 4, vs. S. Carolina (3/6/10);
Blocks: 4, vs. Nebraska (11/18/10);
Steals: 2, 3x, last vs. Cleveland St. (11/13/11);
Minutes: 40, vs. Louisville (12/02/11)

MISCELLANEOUS

	2011-12	Career
Double-Digit Scoring	1	8
Double-Digit Reb.	2	2
Starts	10	27

TCHIENGANG NOTEBOOK

- ✪ Started at the five spot for the injured Festus Ezeli for the first six weeks of the season.
- ✪ Scored season-high 10 points against South Carolina (1/10) on a season-high four made field goals.
- ✪ Did not play vs. Monmouth because of concussion symptoms.
- ✪ Broke his previous career high of 9 rebounds with 10 against Cleveland St. (11/13/11), then had 11 rebounds vs. N.C. State (11/19/11).
- ✪ Played a career-high 34 minutes vs. N.C. State (11/19/11)
- ✪ 6'9 forward/center who is a physical presence around the basket who can step out and hit a perimeter jumpshot to keep defenses honest.
- ✪ Will see time at the center position as Festus Ezeli recovers from a preseason knee injury.
- ✪ Played in all 34 games in 2010-11 and averaged 4.8 points and 3.0 rebounds per game.
- ✪ Scored in double-digits seven times in 2010-11, including a career-high 15 points against Southeastern Louisiana (12/18).
- ✪ Tallied 10 points against Tennessee (2/22).
- ✪ Scored 12 points and added 3 assists vs. Kentucky (2/12).
- ✪ Shot 41.5% from three on the season (22-53).
- ✪ Originally from Cameroon, he is very involved in the Nashville community, especially with African refugees.
- ✪ Speaks French and English. James Siakam is also a fellow Cameroonian.

TCHIENGANG GAME-BY-GAME (SENIOR)

Opponent	M	FG-A	3P-A	FT-A	Reb	PF	A	T	B	S	PTS
N11 Oregon	21	2-3	0-0	0-0	3	2	0	1	2	0	4
N13 Cleveland State	25	1-5	0-2	3-3	10	4	2	1	1	2	5
N15 Bucknell	21	2-4	1-2	2-2	3	1	0	0	0	0	7
N19 N.C. State	34	2-4	0-1	2-5	11	1	1	1	0	0	6
N21 Oregon State	24	2-2	1-1	4-4	5	3	1	1	0	0	9
N25 Monmouth					DNP						
N28 Xavier	21	1-1	1-1	0-0	4	5	2	2	2	1	3
D2 @Louisville	40	0-1	0-1	1-2	5	3	1	1	1	1	1
D7 @Davidson	8	0-1	0-0	0-0	0	4	0	3	0	0	0
D17 Indiana State	17	0-3	0-1	2-4	3	1	2	3	1	0	3
D19 Longwood	25	3-7	0-1	1-2	4	2	0	0	0	1	7
D21 Lafayette	14	1-1	0-0	0-0	9	1	0	1	0	0	2
D29 @Marquette	13	0-2	0-1	4-4	0	5	0	1	0	1	4
J2 Miami (Ohio)	18	2-3	0-0	2-2	4	1	0	0	0	0	6
J7 Auburn	18	0-1	0-1	0-0	5	2	0	1	1	0	0
J10 @South Carolina	19	4-5	0-1	2-2	1	3	0	1	0	1	10
J14 Georgia	17	1-2	0-0	0-0	2	3	0	1	0	0	2
J19 @Alabama											
J21 Mississippi State											
J24 Tennessee											
J28 MTSU											
J31 @Arkansas											
F4 @Florida											
F8 LSU											
F11 Kentucky											
F16 @Ole Miss											
F19 @Georgia											
F22 South Carolina											
F25 @Kentucky											
F28 Florida											
M3 @Tennessee											

Tchiengang's Overall Statistics at Vanderbilt

Year	GP	GS	Min	Avg	FG	FGA	Pct	3FG	3FGA	Pct	FT	FTA	Pct	Off	Def	Tot	Avg	PF	FO	Ast	TO	Blk	Stl	Pts	Avg
2008-09	25	16	432	17.3	28	85	.329	12	39	.308	23	32	.719	23	56	79	3.2	71	2	12	30	11	9	91	3.6
2009-10	33	1	382	11.6	38	75	.507	5	13	.385	31	51	.608	31	52	83	2.5	74	2	7	37	5	7	112	3.4
2010-11	34	0	559	16.4	53	118	.449	22	53	.415	34	45	.756	32	70	102	3.0	72	2	15	34	12	11	162	4.8
2011-12	16	12	335	20.9	21	45	.467	3	13	.231	23	30	.767	20	49	69	4.3	41	2	9	18	8	7	68	4.3
TOTAL	108	29	1708	15.8	140	323	.433	42	118	.356	111	158	.703	106	227	333	3.1	258	8	43	119	36	34	433	4.0

Tchiengang's SEC Statistics at Vanderbilt

Year	GP	GS	Min	Avg	FG	FGA	Pct	3pt	3ptA	Pct	FT	FTA	Pct	Off	Def	Tot	Avg	PF	FO	Ast	TO	Blk	Stl	Pts	Avg
2008-09	16	10	279	17.4	20	55	.364	9	26	.346	18	23	.783	13	37	50	3.1	48	2	7	20	8	7	67	4.2
2009-10	16	1	207	12.9	18	36	.500	3	6	.500	18	30	.600	16	30	46	2.9	42	2	3	20	2	2	57	3.6
2010-11	16	0	253	15.8	22	54	.407	8	22	.364	10	15	.667	11	23	34	2.1	38	2	5	15	3	4	62	3.9
2011-12	3	0	54	18.0	5	8	.625	0	2	.000	2	2	1.000	2	6	8	2.7	8	0	0	3	1	1	12	4.0
TOTAL	51	11	793	15.5	65	153	.425	20	56	.357	48	70	.686	42	96	138	2.7	136	6	15	58	14	14	198	3.9



BRAD TINSLEY

1

Senior, Guard
6' 3" 210 lbs.
Oregon City, Ore.
Oregon City HS

SEASON HIGHS

Points: 16, vs. Monmouth (11/25/11)
FG Made: 5, 4x, last vs. Auburn (1/7/12)
FG Atts: 15, vs. Bucknell (11/15/11)
3FG Made: 3, 2x, last vs. S. Carolina (1/10/12)
3FG Atts: 7, vs. Bucknell (11/15/11)
FT Made: 8, vs. Monmouth (11/25/11)
FT Atts: 8, vs. Monmouth (11/25/11)
Rebounds: 10, vs. Lafayette (12/21/11)
Assists: 10, vs. Lafayette (12/21/11)
Turnovers: 4, 2x, last vs. Louisville (12/02/11)
Blocks: 1, 3x, last vs. Georgia (1/14/12)
Steals: 2, 4x, last vs. Longwood (12/19/11)
Minutes: 40, vs. Louisville (12/02/11)

CAREER HIGHS

Points: 20, vs. Alabama (3/12/09);
FG Made: 7, 3x, last at LSU (2/26/11);
FG Atts: 15, at Kentucky (1/10/09);
3FG Made: 5, 2x, last vs. Alabama (3/12/09);
3FG Atts: 10, 2x, last vs. Alabama (3/12/09);
FT Made: 8, 5x, last vs. Monmouth (11/25/11);
FT Atts: 10, vs. St. Mary's (1/22/11);
Rebounds: 10, 3x, last vs. Lafayette (12/21/11);
Assists: 10, 2x, last vs. Lafayette (12/21/11);
Turnovers: 6, 2x, last vs. Tenn. St. (12/19/09);
Blocks: 1, 7x, last vs. North Carolina (11/21/10);
Steals: 3, 3x, last vs. Presbyterian (11/12/10);
Minutes: 40, vs. Louisville (12/02/11)

MISCELLANEOUS

	2011-12	Career
Double-Digit Scoring	10	56
Double-Digit Reb.	-	2
Double-Doubles	-	1
Triple-Doubles	-	1
5+ Assists	6	34
3+ 3-FGs	-	14

TINSLEY NOTEBOOK

- ✪ Ranks first in SEC in assist-to-turnover ratio in all games (2.3) and in assists in SEC games (6.7).
- ✪ Ranks in the top 10 on VU's all-time lists in free throw percentage (9th), assists (7th), and assists/game (5th).
- ✪ Scored game-winning bucket vs. Oregon State in finals of TicketCity Legends Classic. Tied a career-high with 10 assists against Lafayette (12/21).
- ✪ Tallied season-high 16 points vs. Monmouth (11/25); was 8-for-8 from charity stripe.
- ✪ Scored 14 points on 5-8 shooting vs. N.C. State (11/19).
- ✪ Tinsley scored 13 points vs. Oregon (11/11) and 12 vs. Bucknell (11/15).
- ✪ Combo guard who played both guard positions as a freshman and sophomore, and started all 34 games at the point guard position as a junior.
- ✪ Posted the school's first triple-double in the team's season opener in 2010 against Presbyterian.
- ✪ Tallied 11 points, 10 rebounds, and 10 assists against Presbyterian. The 10 rebounds and 10 assists were both career highs. It was also his first career double-double.
- ✪ Averaged 10.6 points, 4.6 assists, and 3.7 rebounds per game in 2010-11, and led the SEC in assists in all games (4.5).
- ✪ Had five or more assists in 18 games in 2010-11 and has 27 in his career.
- ✪ Dished out nine assists vs. South Carolina (2/5) and at Kentucky (3/1); had eight assists against Marquette (12/29).
- ✪ Second in the SEC in assist to turnover ratio in all games (2.2).
- ✪ Second on VU's single-season junior assist list with 155.
- ✪ Scored in double figures in 19 games with a season-high 18 points coming against Saint Mary's.
- ✪ Originally from Oregon City, Oregon, he is the state's second all-time leading scorer, behind Kevin Love, in "big school" competition, and the fifth all-time leading scorer for all schools (2,330 points).
- ✪ His mom and dad, Carl and Kathy, have moved to Nashville every basketball season of his career, and will do the same this season.
- ✪ Advice to youngsters: "Enjoy your childhood because it goes by fast."

TINSLEY GAME-BY-GAME (SENIOR)

Opponent	M	FG-A	3P-A	FT-A	Reb	PF	A	T	B	S	PTS
N11 Oregon	17	5-7	2-4	1-2	2	2	3	0	0	0	13
N13 Cleveland State	21	3-6	0-1	1-2	2	1	2	3	0	2	7
N15 Bucknell	31	5-15	1-7	1-2	5	3	2	0	1	0	12
N19 N.C. State	33	5-8	2-3	2-2	2	3	4	3	0	0	14
N21 Oregon State	29	4-6	1-3	0-0	2	1	2	3	0	1	9
N25 Monmouth	27	3-4	2-3	8-8	1	3	1	3	0	1	16
N28 Xavier	32	2-9	0-4	0-0	2	0	7	4	0	2	4
D2 @Louisville	40	2-9	2-4	2-4	3	1	5	4	0	0	8
D7 @Davidson	31	3-9	1-2	1-2	5	2	1	1	0	0	8
D17 Indiana State	35	5-8	2-4	0-0	6	0	3	0	1	2	12
D19 Longwood	26	3-6	3-5	3-3	3	1	3	2	0	2	12
D21 Lafayette	27	3-5	1-2	0-0	5	2	10	2	0	1	7
D29 @Marquette	29	3-5	2-3	3-3	2	0	8	3	0	0	11
J2 Miami (Ohio)	27	2-4	1-1	6-6	2	1	4	1	0	1	11
J7 Auburn	25	5-8	2-5	0-0	3	0	6	1	0	1	12
J10 @South Carolina	29	4-5	3-4	2-2	0	1	9	2	0	0	13
J14 Georgia	29	3-6	0-0	0-1	5	2	4	0	1	0	6
J19 @Alabama											
J21 Mississippi State											
J24 Tennessee											
J28 MTSU											
J31 @Arkansas											
F4 @Florida											
F8 LSU											
F11 Kentucky											
F16 @Ole Miss											
F19 @Georgia											
F22 South Carolina											
F25 @Kentucky											
F28 Florida											
M3 @Tennessee											

Tinsley's Overall Statistics at Vanderbilt

Year	GP	GS	Min	Avg	FG	FGA	Pct	3FG	3FGA	Pct	FT	FTA	Pct	Off	Def	Tot	Avg	PF	FO	Ast	TO	Blk	Stl	Pts	Avg
2008-09	31	28	960	31.0	108	258	.419	69	168	.411	56	68	.824	7	72	79	2.5	36	0	86	64	5	20	341	11.0
2009-10	33	27	858	26.0	77	190	.405	31	105	.295	44	51	.863	5	78	83	2.5	38	0	94	60	5	15	229	6.9
2010-11	34	34	1111	32.7	115	264	.436	45	122	.369	84	102	.824	9	117	126	3.7	36	0	155	63	7	28	359	10.6
2011-12	17	17	477	28.1	60	120	.500	25	55	.455	30	37	.811	3	47	50	2.9	23	0	74	32	3	13	175	10.3
TOTAL	115	106	3406	29.6	360	832	.433	170	450	.378	214	258	.829	24	314	338	2.9	133	0	409	219	20	76	1104	9.6

Tinsley's SEC Statistics at Vanderbilt

Year	GP	GS	Min	Avg	FG	FGA	Pct.	3pt	3ptA	Pct	FT	FTA	Pct	Off	Def	Tot	Avg	PF	FO	Ast	TO	Blk	Stl	Pts	Avg
2008-09	16	15	508	31.8	56	135	.415	32	83	.386	31	36	.861	5	38	43	2.7	20	0	47	35	3	9	175	10.9
2009-10	16	13	420	26.3	38	98	.388	11	46	.239	31	33	.939	4	42	46	2.9	20	0	45	23	2	7	118	7.4
2010-11	16	16	545	34.1	54	121	.446	19	51	.373	43	48	.896	4	47	51	3.2	18	0	66	28	1	12	170	10.6
2011-12	3	3	83	27.7	12	19	.632	5	9	.556	2	3	.667	0	8	8	2.7	3	0	19	3	1	1	31	10.3
TOTAL	51	47	1556	30.5	160	373	.429	67	189	.354	107	120	.892	13	135	148	2.9	61	0	177	89	7	29	494	9.7

2011-12 Vanderbilt Basketball
Vanderbilt Combined Team Statistics (as of Jan 17, 2012)
All games

RECORD:	OVERALL	HOME	AWAY	NEUTRAL
ALL GAMES	13-4	8-3	3-1	2-0
CONFERENCE	3-0	2-0	1-0	0-0
NON-CONFERENCE	10-4	6-3	2-1	2-0

##	Player	gp-gs	min	avg	Total		3-Point		F-Throw		Rebounds				pf	dq	a	to	blk	stl	pts	avg		
					fg-fga	fg%	3fg-fga	3fg%	ft-fa	ft%	off	def	tot	avg										
23	JENKINS, John	16-16	525	32.8	104-215	.484	63-141	.447	45-54	.833	10	35	45	2.8	24	0	18	28	5	13	316	19.8		
44	TAYLOR, Jeffery	17-17	534	31.4	108-200	.540	27-60	.450	45-75	.600	40	55	95	5.6	27	0	35	46	9	26	288	16.9		
01	TINSLEY, Brad	17-17	477	28.1	60-120	.500	25-55	.455	30-37	.811	3	47	50	2.9	23	0	74	32	3	13	175	10.3		
05	GOULBOURNE, Lance	17-16	492	28.9	59-115	.513	8-24	.333	45-70	.643	35	93	128	7.5	39	0	16	35	19	26	171	10.1		
03	EZELI, Festus	7-4	137	19.6	13-30	.433	0-0	.000	18-29	.621	14	22	36	5.1	21	2	2	14	10	3	44	6.3		
33	TCHIENGANG, Steve	16-12	335	20.9	21-45	.467	3-13	.231	23-30	.767	20	49	69	4.3	41	2	9	18	8	7	68	4.3		
45	ODOM, Rod	17-2	273	16.1	23-53	.434	11-27	.407	7-15	.467	18	22	40	2.4	41	0	4	16	5	5	64	3.8		
02	JOHNSON, Kedren	17-0	220	12.9	18-52	.346	8-26	.308	9-11	.818	1	19	20	1.2	15	0	30	23	4	12	53	3.1		
40	HENDERSON, Josh	7-0	67	9.6	8-17	.471	0-0	.000	5-9	.556	12	9	21	3.0	14	0	5	5	0	1	21	3.0		
24	PARKER, Dai-Jon	17-0	202	11.9	13-48	.271	7-30	.233	6-9	.667	1	16	17	1.0	12	0	13	8	6	5	39	2.3		
12	SMART, Jordan	5-0	12	2.4	3-3	1.000	2-2	1.000	0-0	.000	0	2	2	0.4	2	0	0	0	0	0	8	1.6		
11	FULLER, Kyle	12-1	109	9.1	6-21	.286	0-8	.000	4-6	.667	2	12	14	1.2	7	0	14	9	0	5	16	1.3		
34	MOATS, Shelby	8-0	49	6.1	3-10	.300	2-8	.250	0-1	.000	3	7	10	1.3	7	0	5	4	0	1	8	1.0		
35	SIAKAM, James	7-0	16	2.3	0-2	.000	0-0	.000	2-4	.500	0	1	1	0.1	0	0	0	1	0	0	2	0.3		
14	NOLL, Aaron	2-0	2	1.0	0-1	.000	0-0	.000	0-0	.000	1	0	1	0.5	0	0	0	0	0	0	0	0.0		
Team											19	32	51	6										
Total.....		17	3450		439-932	.471	156-394	.396	239-350	.683	179	421	600	35.3	273	4	225	245	69	117	1273	74.9		
Opponents.....		17	3450		414-973	.425	97-296	.328	186-279	.667	181	371	552	32.5	306	-	199	242	44	135	1111	65.4		

TEAM STATISTICS	VANDY	OPP	Date	Opponent	Score	Att.
SCORING	1273	1111	11/11/11	OREGON	w 78-64	14316
Points per game	74.9	65.4	11/13/11	CLEVELAND STATE	L 58-71	13503
Scoring margin	+9.5	-	11/15/11	BUCKNELL	w 80-68	12543
FIELD GOALS-ATT	439-932	414-973	11/19/11	vs North Carolina State	w 86-79	4187
Field goal pct	.471	.425	11/21/11	vs Oregon State	w 64-62	3294
3 POINT FG-ATT	156-394	97-296	11/25/11	MONMOUTH	w 95-73	12807
3-point FG pct	.396	.328	11/28/11	XAVIER	Lot 70-82	14316
3-pt FG made per game	9.2	5.7	12/2/11	at Louisville	Lot 60-62	22728
FREE THROWS-ATT	239-350	186-279	12/07/11	at Davidson	w 87-83	4475
Free throw pct	.683	.667	12/17/11	INDIANA STATE	L 55-61	13310
F-Throws made per game	14.1	10.9	12/19/11	LONGWOOD	w 99-71	12886
REBOUNDS	600	552	12/21/11	LAFAYETTE	w 89-58	13034
Rebounds per game	35.3	32.5	12/29/11	at Marquette	w 74-57	15684
Rebounding margin	+2.8	-	1/2/12	MIAMI (OHIO)	w 69-62	13162
ASSISTS	225	199	* 1/7/12	AUBURN	w 65-35	13473
Assists per game	13.2	11.7	* 1/10/12	at South Carolina	w 67-57	8353
TURNOVERS	245	242	* 1/14/12	GEORGIA	w 77-66	14316
Turnovers per game	14.4	14.2	* - Conference game			
Turnover margin	-0.2	-				
Assist/turnover ratio	0.9	0.8				
STEALS	117	135				
Steals per game	6.9	7.9				
BLOCKS	69	44				
Blocks per game	4.1	2.6				
ATTENDANCE	147666	58721				
Home games-Avg/Game	11-13424	4-12810				
Neutral site-Avg/Game	-	2-3740				

Score by Periods	1st	2nd	OT	Totals
Vanderbilt	602	657	14	1273
Opponents	477	606	28	1111

2011-12 Vanderbilt Basketball
Vanderbilt Combined Team Statistics (as of Jan 17, 2012)
Conference games

RECORD:	OVERALL	HOME	AWAY	NEUTRAL
ALL GAMES	3-0	2-0	1-0	0-0
CONFERENCE	3-0	2-0	1-0	0-0
NON-CONFERENCE	0-0	0-0	0-0	0-0

##	Player	gp-gs	min	avg	Total		3-Point		F-Throw		Rebounds				pf	dq	a	to	blk	stl	pts	avg
					fg-fga	fg%	3fg-fga	3fg%	ft-fta	ft%	off	def	tot	avg								
23	JENKINS, John	3-3	92	30.7	14-31	.452	12-27	.444	9-9	1.000	3	8	11	3.7	0	0	5	7	0	1	49	16.3
44	TAYLOR, Jeffery	3-3	95	31.7	13-23	.565	7-10	.700	10-17	.588	5	12	17	5.7	7	0	5	7	2	3	43	14.3
01	TINSLEY, Brad	3-3	83	27.7	12-19	.632	5-9	.556	2-3	.667	0	8	8	2.7	3	0	19	3	1	1	31	10.3
05	GOULBOURNE, Lance	3-3	81	27.0	7-15	.467	1-4	.250	9-14	.643	7	14	21	7.0	5	0	3	6	4	4	24	8.0
45	ODOM, Rod	3-0	44	14.7	5-9	.556	3-5	.600	3-6	.500	1	5	6	2.0	7	0	1	4	0	0	16	5.3
03	EZELI, Festus	3-3	57	19.0	4-8	.500	0-0	.000	7-12	.583	5	7	12	4.0	12	1	1	4	3	1	15	5.0
24	PARKER, Dai-Jon	3-0	45	15.0	4-7	.571	3-5	.600	4-5	.800	0	7	7	2.3	2	0	2	0	0	0	15	5.0
33	TCHIENGANG, Steve	3-0	54	18.0	5-8	.625	0-2	.000	2-2	1.000	2	6	8	2.7	8	0	0	3	1	1	12	4.0
11	FULLER, Kyle	2-0	8	4.0	1-4	.250	0-1	.000	0-0	.000	0	1	1	0.5	0	0	1	2	0	0	2	1.0
02	JOHNSON, Kedren	3-0	33	11.0	1-6	.167	0-3	.000	0-0	.000	0	2	2	0.7	3	0	4	3	2	3	2	0.7
34	MOATS, Shelby	1-0	3	3.0	0-0	.000	0-0	.000	0-0	.000	0	0	0	0.0	0	0	0	0	0	0	0	0.0
35	SIKAM, James	1-0	3	3.0	0-0	.000	0-0	.000	0-0	.000	0	1	1	1.0	0	0	0	0	0	0	0	0.0
12	SMART, Jordan	1-0	2	2.0	0-0	.000	0-0	.000	0-0	.000	0	1	1	1.0	0	0	0	0	0	0	0	0.0
Team											5	4	9				1					
Total.....		3	600		66-130	.508	31-66	.470	46-68	.676	28	76	104	34.7	47	1	41	40	13	14	209	69.7
Opponents.....		3	600		58-162	.358	15-53	.283	27-41	.659	36	46	82	27.3	53	-	23	31	10	20	158	52.7

TEAM STATISTICS	VANDY	OPP	Date	Opponent	Score	Att.
SCORING	209	158	* 1/7/12	AUBURN	w 65-35	13473
Points per game	69.7	52.7	* 1/10/12	at South Carolina	w 67-57	8353
Scoring margin	+17.0	-	* 1/14/12	GEORGIA	w 77-66	14316
FIELD GOALS-ATT	66-130	58-162	* - Conference game			
Field goal pct	.508	.358				
3 POINT FG-ATT	31-66	15-53				
3-point FG pct	.470	.283				
3-pt FG made per game	10.3	5.0				
FREE THROWS-ATT	46-68	27-41				
Free throw pct	.676	.659				
F-Throws made per game	15.3	9.0				
REBOUNDS	104	82				
Rebounds per game	34.7	27.3				
Rebounding margin	+7.3	-				
ASSISTS	41	23				
Assists per game	13.7	7.7				
TURNOVERS	40	31				
Turnovers per game	13.3	10.3				
Turnover margin	-3.0	-				
Assist/turnover ratio	1.0	0.7				
STEALS	14	20				
Steals per game	4.7	6.7				
BLOCKS	13	10				
Blocks per game	4.3	3.3				
ATTENDANCE	27789	8353				
Home games-Avg/Game	2-13894	1-8353				
Neutral site-Avg/Game	-	0-0				

Score by Periods	1st	2nd	Totals
Vanderbilt	96	113	209
Opponents	63	95	158

2011-12 Vanderbilt Basketball
 Vanderbilt Team Game-by-Game (as of Jan 17, 2012)
 All games

TEAM STATISTICS

Opponent	Date	Score		Total		3-Pointers		Free throws		Rebounds				pf	a	t/o	blk	stl	pts	avg
				fg-fga	pct	3fg-fga	pct	ft-fta	pct	off	def	tot	avg							
OREGON	11/11/11	78-64	W	27-66	.409	9-28	.321	15-27	.556	17	24	41	41.0	20	16	8	6	11	78	78.0
CLEVELAND STATE	11/13/11	58-71	L	18-51	.353	4-17	.235	18-26	.692	13	22	35	38.0	15	6	21	3	10	58	68.0
BUCKNELL	11/15/11	80-68	W	31-68	.456	10-30	.333	8-15	.533	14	25	39	38.3	16	13	5	3	2	80	72.0
vs North Carolina State	11/19/11	86-79	W	28-54	.519	9-25	.360	21-33	.636	11	25	36	37.8	20	14	17	1	8	86	75.5
vs Oregon State	11/21/11	64-62	W	26-55	.473	7-19	.368	5-6	.833	11	22	33	36.8	15	12	22	2	5	64	73.2
MONMOUTH	11/25/11	95-73	W	32-56	.571	11-25	.440	20-27	.741	9	28	37	36.8	15	16	15	2	9	95	76.8
XAVIER	11/28/11	70-82	Lot	27-64	.422	7-22	.318	9-12	.750	9	24	33	36.3	20	16	18	10	7	70	75.9
at Louisville	12/2/11	60-62	Lot	18-44	.409	10-26	.385	14-24	.583	8	23	31	35.6	14	10	18	2	7	60	73.9
at Davidson	12/07/11	87-83	W	30-62	.484	7-15	.467	20-26	.769	14	24	38	35.9	27	8	15	6	4	87	75.3
INDIANA STATE	12/17/11	55-61	L	19-50	.380	6-22	.273	11-18	.611	7	27	34	35.7	10	9	15	4	4	55	73.3
LONGWOOD	12/19/11	99-71	W	36-71	.507	12-29	.414	15-21	.714	13	25	38	35.9	10	13	10	2	11	99	75.6
LAFAYETTE	12/21/11	89-58	W	35-60	.583	15-30	.500	4-6	.667	7	28	35	35.8	13	21	15	2	9	89	76.8
at Marquette	12/29/11	74-57	W	23-49	.469	10-22	.455	18-24	.750	9	30	39	36.1	23	17	17	4	9	74	76.5
MIAMI (OHIO)	1/2/12	69-62	W	23-52	.442	8-18	.444	15-17	.882	9	18	27	35.4	8	13	9	9	7	69	76.0
AUBURN	1/7/12	65-35	W	22-49	.449	13-29	.448	8-16	.500	10	32	42	35.9	14	12	11	6	8	65	75.3
at South Carolina	1/10/12	67-57	W	23-40	.575	13-22	.591	8-8	1.000	7	20	27	35.3	15	19	18	2	4	67	74.8
GEORGIA	1/14/12	77-66	W	21-41	.512	5-15	.333	30-44	.682	11	24	35	35.3	18	10	11	5	2	77	74.9
Vanderbilt		1273		439-932	.471	156-394	.396	239-350	.683	179	421	600	35.3	273	225	245	69	117	1273	74.9
Opponents		1111		414-973	.425	97-296	.328	186-279	.667	181	371	552	32.5	306	199	242	44	135	1111	65.4

Games played: 17
 Points/game: 74.9
 FG Pct: 47.1
 3FG Pct: 39.6
 FT Pct: 68.3

Rebounds/game: 35.3
 Assists/game: 13.2
 Turnovers/game: 14.4
 Assist/turnover ratio: 0.9
 Steals/game: 6.9
 Blocks/game: 4.1

2011-12 Vanderbilt Basketball
 Vanderbilt Opponent Game-by-Game (as of Jan 17, 2012)
 All games

OPPONENT STATISTICS

Opponent	Date	Score		Total		3-Pointers		Free throws		Rebounds				pf	a	t/o	blk	stl	pts	avg
				fg-fga	pct	3fg-fga	pct	ft-fta	pct	off	def	tot	avg							
OREGON	11/11/11	78-64	W	26-53	.491	6-20	.300	6-17	.353	11	28	39	39.0	24	15	20	5	4	64	64.0
CLEVELAND STATE	11/13/11	58-71	L	27-54	.500	5-17	.294	12-20	.600	10	26	36	37.5	21	13	16	4	15	71	67.5
BUCKNELL	11/15/11	80-68	W	24-51	.471	4-10	.400	16-20	.800	3	29	32	35.7	19	10	8	2	3	68	67.7
vs North Carolina State	11/19/11	86-79	W	31-62	.500	4-11	.364	13-22	.591	10	24	34	35.2	22	16	13	1	12	79	70.5
vs Oregon State	11/21/11	64-62	W	26-60	.433	2-14	.143	8-14	.571	13	18	31	34.4	12	14	17	6	15	62	68.8
MONMOUTH	11/25/11	95-73	W	26-58	.448	8-19	.421	13-17	.765	7	17	24	32.7	21	14	17	0	10	73	69.5
XAVIER	11/28/11	70-82	Lot	28-74	.378	6-15	.400	20-27	.741	25	29	54	35.7	17	8	15	4	8	82	71.3
at Louisville	12/2/11	60-62	Lot	25-60	.417	5-20	.250	7-11	.636	14	23	37	35.9	18	13	16	3	7	62	70.1
at Davidson	12/07/11	87-83	W	27-61	.443	5-22	.227	24-31	.774	12	20	32	35.4	22	15	10	3	8	83	71.6
INDIANA STATE	12/17/11	55-61	L	22-51	.431	10-21	.476	7-10	.700	4	25	29	34.8	14	14	15	1	8	61	70.5
LONGWOOD	12/19/11	99-71	W	26-59	.441	10-20	.500	9-10	.900	8	24	32	34.5	18	14	19	2	2	71	70.5
LAFAYETTE	12/21/11	89-58	W	23-54	.426	5-18	.278	7-8	.875	4	20	24	33.7	10	9	17	1	9	58	69.5
at Marquette	12/29/11	74-57	W	19-59	.322	3-15	.200	16-30	.533	15	20	35	33.8	19	12	14	1	7	57	68.5
MIAMI (OHIO)	1/2/12	69-62	W	26-55	.473	9-21	.429	1-1	1.000	9	22	31	33.6	16	9	14	1	7	62	68.1
AUBURN	1/7/12	65-35	W	15-55	.273	3-13	.231	2-10	.200	13	21	34	33.6	16	6	13	5	4	35	65.9
at South Carolina	1/10/12	67-57	W	22-53	.415	4-13	.308	9-11	.818	12	9	21	32.8	11	4	9	2	9	57	65.3
GEORGIA	1/14/12	77-66	W	21-54	.389	8-27	.296	16-20	.800	11	16	27	32.5	26	13	9	3	7	66	65.4
Opponents		1111		414-973	.425	97-296	.328	186-279	.667	181	371	552	32.5	306	199	242	44	135	1111	65.4
Vanderbilt		1273		439-932	.471	156-394	.396	239-350	.683	179	421	600	35.3	273	225	245	69	117	1273	74.9

Games played: 17
 Points/game: 65.4
 FG Pct: 42.5
 3FG Pct: 32.8
 FT Pct: 66.7

Rebounds/game: 32.5
 Assists/game: 11.7
 Turnovers/game: 14.2
 Assist/turnover ratio: 0.8
 Steals/game: 7.9
 Blocks/game: 2.6

2011-12 Vanderbilt Basketball
Vanderbilt Points-Rebounds-Assists (as of Jan 17, 2012)
All games

Opponent	Date	Score		01	02	03	05	11	12	23
				TINSLEY,BR	JOHNSON,KE	EZELI,FEST	GOULBOURNE	FULLER,KYL	SMART,JORD	JENKINS,JO
OREGON	11/11/11	78-64	w	13-2-3	4-0-3	DNP	5-4-0	0-1-2	DNP	24-4-2
CLEVELAND STATE	11/13/11	58-71	L	7-2-2	3-0-0	DNP	11-8-1	3-1-0	DNP	17-1-0
BUCKNELL	11/15/11	80-68	w	12-5-2	12-3-2	DNP	12-9-0	0-1-1	3-0-0	DNP
vs North Carolina State	11/19/11	86-79	w	14-2-4	0-2-2	DNP	15-5-1	0-1-1	DNP	28-2-0
vs Oregon State	11/21/11	64-62	w	9-2-2	2-0-2	DNP	9-9-2	0-1-0	DNP	14-3-0
MONMOUTH	11/25/11	95-73	w	16-1-1	6-2-1	DNP	7-10-1	2-1-4	2-0-0	18-3-1
XAVIER	11/28/11	70-82	L	4-2-7	2-2-3	DNP	18-7-1	0-0-0	DNP	20-7-0
at Louisville	12/2/11	60-62	L	8-3-5	0-1-0	DNP	11-8-0	DNP	DNP	27-2-1
at Davidson	12/07/11	87-83	w	8-5-1	5-2-3	15-6-0	3-7-1	DNP	DNP	22-3-2
INDIANA STATE	12/17/11	55-61	L	12-6-3	1-1-1	4-4-0	4-6-0	DNP	DNP	11-4-0
LONGWOOD	12/19/11	99-71	w	12-3-3	6-0-2	DNP	15-10-2	5-2-1	3-1-0	19-0-2
LAFAYETTE	12/21/11	89-58	w	7-5-10	6-2-1	DNP	15-4-0	4-4-4	0-0-0	27-1-4
at Marquette	12/29/11	74-57	w	11-2-8	0-2-4	8-7-0	13-16-2	0-1-0	DNP	14-3-1
MIAMI (OHIO)	1/2/12	69-62	w	11-2-4	4-1-2	2-7-1	9-4-2	DNP	DNP	26-1-0
AUBURN	1/7/12	65-35	w	12-3-6	0-0-2	4-8-0	3-5-1	2-0-1	0-1-0	17-4-1
at South Carolina	1/10/12	67-57	w	13-0-9	0-2-0	2-2-1	8-10-0	0-1-0	DNP	14-3-3
GEORGIA	1/14/12	77-66	w	6-5-4	2-0-2	9-2-0	13-6-2	DNP	DNP	18-4-1

Opponent	Date	Score		24	33	34	35	44	45
				PARKER,DAI	TCHIENGANG	MOATS,SHEL	SIKAM,JAM	TAYLOR,JEF	ODOM,ROD
OREGON	11/11/11	78-64	w	0-1-0	4-3-0	DNP	DNP	21-11-4	3-8-2
CLEVELAND STATE	11/13/11	58-71	L	0-0-0	5-10-2	DNP	0-0-0	9-4-1	3-1-0
BUCKNELL	11/15/11	80-68	w	7-2-0	7-3-0	0-1-2	1-0-0	14-6-2	10-3-0
vs North Carolina State	11/19/11	86-79	w	3-1-0	6-11-1	DNP	DNP	17-8-5	3-1-0
vs Oregon State	11/21/11	64-62	w	2-0-2	9-5-1	0-0-1	DNP	13-8-2	4-0-0
MONMOUTH	11/25/11	95-73	w	10-3-3	DNP	3-6-0	1-0-0	16-2-5	4-3-0
XAVIER	11/28/11	70-82	L	0-0-0	3-4-2	DNP	DNP	18-5-2	2-1-0
at Louisville	12/2/11	60-62	L	0-1-1	1-5-1	DNP	DNP	11-6-2	2-2-0
at Davidson	12/07/11	87-83	w	0-0-0	0-0-0	0-0-1	DNP	30-4-0	4-4-0
INDIANA STATE	12/17/11	55-61	L	0-0-1	2-3-2	DNP	DNP	21-6-2	0-1-0
LONGWOOD	12/19/11	99-71	w	0-1-1	7-4-0	0-0-1	0-0-0	29-5-0	3-4-1
LAFAYETTE	12/21/11	89-58	w	2-0-1	2-9-0	5-3-0	0-0-0	16-4-1	5-3-0
at Marquette	12/29/11	74-57	w	0-1-1	4-0-0	0-0-0	0-0-0	19-4-1	5-2-0
MIAMI (OHIO)	1/2/12	69-62	w	0-0-1	6-4-0	DNP	DNP	11-5-3	0-1-0
AUBURN	1/7/12	65-35	w	6-1-0	0-5-0	DNP	0-1-0	16-5-1	5-6-0
at South Carolina	1/10/12	67-57	w	3-1-2	10-1-0	0-0-0	DNP	11-3-3	6-0-1
GEORGIA	1/14/12	77-66	w	6-5-0	2-2-0	DNP	DNP	16-9-1	5-0-0

2011-12 Vanderbilt Basketball
Vanderbilt Game-by-Game Highs (as of Jan 17, 2012)
All games

Opponent	Date	Score	Points	Rebounds	Assists	Steals	Blocked shots
OREGON	11/11/11	78-64	24-JENKINS, John	11-TAYLOR, Jeffery	4-TAYLOR, Jeffery	5-TAYLOR, Jeffery	2-TCHIENGANG, Ste GOULBOURNE, La
CLEVELAND STATE	11/13/11	58-71	17-JENKINS, John	10-TCHIENGANG, St	2-TCHIENGANG, Ste TINSLEY, Brad	3-GOULBOURNE, La	1-GOULBOURNE, La TCHIENGANG, Stev PARKER, Dai-Jon
BUCKNELL	11/15/11	80-68	14-TAYLOR, Jeffery	9-GOULBOURNE, La	4-HENDERSON, Jos	2-PARKER, Dai-Jon	1-PARKER, Dai-Jon TINSLEY, Brad GOULBOURNE, La
vs North Carolina State	11/19/11	86-79	28-JENKINS, John	11-TCHIENGANG, St	5-TAYLOR, Jeffery	2-TAYLOR, Jeffery JENKINS, John JOHNSON, Kedren	1-JENKINS, John
vs Oregon State	11/21/11	64-62	14-JENKINS, John	9-GOULBOURNE, La	2-GOULBOURNE, La JOHNSON, Kedren PARKER, Dai-Jon TAYLOR, Jeffery TINSLEY, Brad	2-GOULBOURNE, La TAYLOR, Jeffery	1-ODOM, Rod TAYLOR, Jeffery
MONMOUTH	11/25/11	95-73	18-JENKINS, John	10-GOULBOURNE, L	5-TAYLOR, Jeffery	2-GOULBOURNE, La FULLER, Kyle	1-PARKER, Dai-Jon JOHNSON, Kedren
XAVIER	11/28/11	70-82	20-JENKINS, John	7-GOULBOURNE, La JENKINS, John	7-TINSLEY, Brad	2-JENKINS, John TINSLEY, Brad	2-GOULBOURNE, La TCHIENGANG, Stev TAYLOR, Jeffery JENKINS, John
at Louisville	12/2/11	60-62	27-JENKINS, John	8-GOULBOURNE, La	5-TINSLEY, Brad	4-TAYLOR, Jeffery	1-GOULBOURNE, La TCHIENGANG, Stev
at Davidson	12/07/11	87-83	30-TAYLOR, Jeffery	7-GOULBOURNE, La	3-JOHNSON, Kedren	2-ODOM, Rod	2-TAYLOR, Jeffery EZELI, Festus
INDIANA STATE	12/17/11	55-61	21-TAYLOR, Jeffery	6-GOULBOURNE, La TAYLOR, Jeffery TINSLEY, Brad	3-TINSLEY, Brad	2-TAYLOR, Jeffery TINSLEY, Brad	1-ODOM, Rod EZELI, Festus TCHIENGANG, Stev TINSLEY, Brad
LONGWOOD	12/19/11	99-71	29-TAYLOR, Jeffery	10-GOULBOURNE, L	3-TINSLEY, Brad	2-JENKINS, John FULLER, Kyle TINSLEY, Brad	2-GOULBOURNE, La
LAFAYETTE	12/21/11	89-58	27-JENKINS, John	9-TCHIENGANG, Ste	10-TINSLEY, Brad	3-GOULBOURNE, La	1-TAYLOR, Jeffery PARKER, Dai-Jon
at Marquette	12/29/11	74-57	19-TAYLOR, Jeffery	16-GOULBOURNE, L	8-TINSLEY, Brad	3-GOULBOURNE, La	3-GOULBOURNE, La
MIAMI (OHIO)	1/2/12	69-62	26-JENKINS, John	7-EZELI, Festus	4-TINSLEY, Brad	2-GOULBOURNE, La JOHNSON, Kedren	4-EZELI, Festus
AUBURN	1/7/12	65-35	17-JENKINS, John	8-EZELI, Festus	6-TINSLEY, Brad	3-GOULBOURNE, La	2-EZELI, Festus GOULBOURNE, La
at South Carolina	1/10/12	67-57	14-JENKINS, John	10-GOULBOURNE, L	9-TINSLEY, Brad	1-JENKINS, John TCHIENGANG, Stev GOULBOURNE, La TAYLOR, Jeffery	1-EZELI, Festus GOULBOURNE, La
GEORGIA	1/14/12	77-66	18-JENKINS, John	9-TAYLOR, Jeffery	4-TINSLEY, Brad	2-JOHNSON, Kedren	2-TAYLOR, Jeffery