



**Exhib. #2/VANDERBILT vs. DELTA STATE**  
**Mon., Nov. 5, 2012 - 7 p.m. CST**  
**Nashville, Tenn. - Memorial Gym (14,316)**  
**Radio:** Vanderbilt Radio Network from IMG College, vucommodores.com  
**Radio Talent:** Joe Fisher (pxp), Tim Thompson (analyst)  
**TV:** None  
**Live Stats:** vucommodores.com  
**Twitter Updates:** @VandyMBB

**Vanderbilt Athletic Communications**

2601 Jess Neely Drive, Nashville, TN 37212  
 phone: 615-322-4121  
 www.vucommodores.com

**VANDERBILT SCHEDULE/RESULTS**

NOVEMBER					
Date	VU	Opp	Opponent	Time/Result	TV/Rec.
Nov. 2			St. Xavier (Ill.)	7 p.m.	W, 77-68
Nov. 5			Delta State	7 p.m. (Exhib)	
Nov. 10			Nicholls St.	3 p.m.	none
Nov. 16			Oregon	10 p.m.	Pac12
Nov. 22			Davidson	1 p.m.	ESPN2
Nov. 23			WVU/Marist	11:30/2 p.m.	TBA
Nov. 24			TBA	TBA	TBA

*Old Spice Classic, Orlando, Fla.*

DECEMBER					
Date	VU	Opp	Opponent	Time	TV
Dec. 1			Villanova	4 p.m.	ESPN2
Dec. 6			Xavier	6:30 p.m.	ESPNU
Dec. 15			Alabama A&M	7 p.m.	none
Dec. 17			Cornell	8 p.m.	ESPNU
Dec. 21			MTSU	8 p.m.	ESPNU
Dec. 29			Butler	7 p.m.	ESPNU



JANUARY					
Date	VU	Opp	Opponent	Time	TV
Jan. 2			William & Mary	7 p.m.	CSS
Jan. 10			Kentucky*	8 p.m.	ESPN/2
Jan. 12			Arkansas*	5 p.m.	FSN
Jan. 15			Ole Miss*	8 p.m.	ESPNU
Jan. 19			South Carolina*	12:30 p.m.	SECN
Jan. 23			Auburn*	7 p.m.	ESPN3
Jan. 26			Missouri*	4 p.m.	ESPNU
Jan. 29			Tennessee*	6 p.m.	ESPNU

FEBRUARY					
Date	VU	Opp	Opponent	Time	TV
Feb. 2			Alabama*	3 p.m.	SECN
Feb. 6			LSU*	7 p.m.	ESPN3
Feb. 9			Arkansas*	12:30 p.m.	SECN
Feb. 13			Tennessee*	7 p.m.	SECN
Feb. 16			Texas A&M*	5:30 p.m.	FSN
Feb. 20			Kentucky*	7 p.m.	SECN
Feb. 23			Miss. State*	12:30 p.m.	SECN
Feb. 27			Georgia*	8 p.m.	FSN

MARCH					
Date	VU	Opp	Opponent	Time	TV
Mar. 2			Auburn*	8 p.m.	ESPN2
Mar. 6			Florida*	7 p.m.	SECN
Mar. 9			South Carolina*	12:30 p.m.	SECN

Mar. 13-17  
**ALL TIMES CENTRAL**  
 RANKINGS: AP/ESPN  
 \*SEC GAME

**GAME INFORMATION**

 <p><b>2011-12 Record:</b> 25-11, 10-6 SEC  <b>Head Coach:</b> Kevin Stallings  <b>Career Record:</b> 384-222 (18)  <b>VU Record:</b> 261-159 (13)</p> <p><b>2011-12 RETURNING LEADERS</b>  <b>Points:</b> Kedren Johnson (3.1)  <b>Rebounds:</b> Josh Henderson (2.9)  <b>Assists:</b> Kedren Johnson (1.8)  <b>Blocks:</b> Rod Odom (0.2)</p>	<p><b>SERIES INFORMATION</b></p> <p><b>Series Record:</b> First meeting  <b>Last Meeting:</b> NA</p>	 <p><b>2011-12 Record:</b> 6-21  <b>Head Coach:</b> Jim Boone  <b>Career Record:</b> 438-328 (27)  <b>Delta St. Record:</b> 1st year</p> <p><b>2011-12 RETURNING LEADERS</b>  <b>Points:</b> Terry Leake (14.0)  <b>Rebounds:</b> Cornel Knight (5.4)  <b>Assists:</b> Cornel Knight (2.6)  <b>Blocks:</b> Cornel Knight (0.9)</p>
--	--	---

<b>SEC</b>	The Commodores are the reigning SEC Tournament champions after defeating number-one ranked Kentucky in the SEC Championship in 2012. It was Vanderbilt's first tournament title since 1951.
<b>3</b>	Vanderbilt has been to three consecutive NCAA Tournaments, the first time that has been accomplished in the history of the program.
<b>7</b>	The Commodores' seven 20-win seasons in the last nine years is only third to Florida, who has had nine, and Kentucky, who has had eight. Other school totals: Miss. St. (6), Tennessee (5), Ole Miss (4), South Carolina (4), LSU (3), Alabama (3), Arkansas (3), Auburn (1), Georgia (1).
<b>25</b>	Vanderbilt's 25 wins in 2011-12 was the most since the 2007-08 season and the second-most win total since the 1992-93 season.
<b>6</b>	The Commodore' top six scorers must be replaced from a year ago, and 88% of its total scoring output.
<b>NBA</b>	Vanderbilt had three players drafted in the first 31 picks of the 2012 NBA Draft, the first time that has happened in program history. Junior guard John Jenkins was drafted 23rd by the Atlanta Hawks, senior Festus Ezeli was drafted 30th by the Golden State Warriors, and senior forward Jeffery Taylor was drafted 31st by the Charlotte Bobcats.
<b>3.1</b>	Vanderbilt's leading returning scoring total from an individual player. Kedren Johnson averaged 3.1 points per game in 36 contests last season. Johnson has the potential to score, if his high school career is of any indication. The Lewisburg, Tenn., native averaged 27.3 points, 10.0 rebounds, and 8.0 assists in his senior season at Marshall County High School, where he departed as the school's all-time leading scorer.
<b>832</b>	Vanderbilt has made a 3-pointer in 832 consecutive games, a streak which began at the inception of the 3-point line in 1986-87. The Commodores rank second only to UNLV for the longest streak in Division I basketball. Vanderbilt, UNLV and Princeton are the only three schools in college basketball to have made at least one 3-pointer in every game played since the 3-point line was implemented.

# HEAD COACH KEVIN STALLINGS



## THE STALLINGS FILE

**Born:** October 1, 1960  
**High School:** Collinsville (Ill.) '78  
**College:** Bachelor's Degree in Business Management and Marketing, Purdue, '82, Master's Degree in Counseling, Purdue, '85  
**Family:** Wife, Lisa, three children, Jacob (22), Alexa (18), Jordyn (12)

### WINNINGEST COACHES AT VANDERBILT

Coach	Yrs	Record	Pct
1. Roy Skinner (1959, 1962-76)	16	278-135	.673
2. <b>Kevin Stallings (1999-)</b>	<b>13</b>	<b>261-159</b>	<b>.621</b>
3. Bob Polk (1948-58, 1960-61)	13	197-106	.650
4. C.M. Newton (1982-89)	8	129-115	.529
5. Jan van Breda Kolff (1994-99)	6	104-81	.562
6. Josh Cody (1924-27, 1932-36)	9	98-100	.495
7. Eddie Fogler (1990-93)	4	81-48	.628

### WINNINGEST COACHES AT MEMORIAL GYM

Coach	Yrs	Record
1. Roy Skinner (1959, 1962-76)	16	181-41
2. <b>Kevin Stallings (2000-)</b>	<b>13</b>	<b>178-47</b>
3. Bob Polk (1948-58, 1960-61)	8	96-15
4. C.M. Newton (1982-89)	8	91-37
5. Jan van Breda Kolff (1994-99)	6	75-20
6. Eddie Fogler (1990-93)	4	54-12

### STALLINGS THROUGH THE YEARS

Year	School	Position	W-L	Conf.	Postseason
2012	Vanderbilt	Head Coach	25-11	10-6	NCAA Third Round
2011	Vanderbilt	Head Coach	23-11	9-7	NCAA Second Round
2010	Vanderbilt	Head Coach	24-9	12-4	NCAA First Round
2009	Vanderbilt	Head Coach	19-11	8-8	-
2008	Vanderbilt	Head Coach	26-8	10-6	NCAA First Round
2007	Vanderbilt	Head Coach	22-12	10-6	NCAA Regional Semifinals
2006	Vanderbilt	Head Coach	17-13	7-9	NIT First Round
2005	Vanderbilt	Head Coach	20-14	8-8	NIT Quarterfinals
2004	Vanderbilt	Head Coach	23-10	8-8	NCAA Regional Semifinals
2003	Vanderbilt	Head Coach	11-18	3-13	—
2002	Vanderbilt	Head Coach	17-15	6-10	NIT First Round <sup>^</sup>
2001	Vanderbilt	Head Coach	15-15	4-12	—
2000	Vanderbilt	Head Coach	19-11	8-8	NIT First Round
1999	Illinois State	Head Coach	16-15	7-11	—
1998	Illinois State	Head Coach	25-6	16-2 <sup>#</sup>	NCAA Second Round
1997	Illinois State	Head Coach	24-6	14-4 <sup>#</sup>	NCAA First Round
1996	Illinois State	Head Coach	22-12	13-5	NIT Quarterfinals
1995	Illinois State	Head Coach	20-13	13-5	NIT Second Round
1994	Illinois State	Head Coach	16-11	12-6	—
1993	Kansas	Assistant	29-7	11-3 <sup>•</sup>	NCAA Final Four
1992	Kansas	Assistant	27-5	11-3 <sup>#</sup>	NCAA Second Round
1991	Kansas	Assistant	27-8	10-4 <sup>•</sup>	NCAA Final Four*
1990	Kansas	Assistant	30-5	11-3	NCAA Second Round
1989	Kansas	Assistant	19-12	6-8	—
1988	Purdue	Assistant	29-4	16-2 <sup>•</sup>	NCAA Sweet 16
1987	Purdue	Assistant	25-5	15-3 <sup>•</sup>	NCAA Second Round
1986	Purdue	Assistant	22-10	11-7	NCAA First Round
1985	Purdue	Assistant	20-9	12-6	NCAA First Round
1984	Purdue	Assistant	22-7	15-3 <sup>•</sup>	NCAA First Round
1983	Purdue	Assistant	21-9	11-7	NCAA Second Round
1982	Purdue	Player	18-14	11-7	NIT Final Four
1981	Purdue	Player	21-11	10-8	NIT Final Four
1980	Purdue	Player	27-8	11-7 <sup>#</sup>	NCAA Final Four*
1979	Belleville J.C.	Player	28-9	—	NJCAA Tournament

<b>Totals at Vanderbilt (Head Coach)</b>	<b>261-159</b>	<b>103-105</b>
Totals at Illinois State (Head Coach)	123-63	75-33
<b>Head Coach Totals</b>	<b>384-222</b>	<b>178-137</b>
Totals at Kansas (Assistant Coach)	132-37	49-21
Totals at Purdue (Assistant Coach)	139-44	
Totals at Purdue (playing)	66-33	

• Regular season conference champions; # Conference tournament champions; \* Lost in National Championship game; ^ Included an Opening Round play-in game that Vanderbilt won over Houston.

<b>25</b>	In 33 seasons, his teams have made 25 tournament appearances, including 19 NCAA berths and three Final Fours.
<b>24</b>	20-Win Seasons in his career and 12 conference championships.
<b>7</b>	20-Win Seasons in last nine seasons and total number of 20-win seasons at Vanderbilt, the most of any Commodore coach.
<b>261</b>	Number of victories at Vanderbilt. Trails only Roy Skinner, who had 278 career wins, for all-time winningest coach mark.
<b>384</b>	Total victories as a head coach.
<b>3</b>	SEC Players of the Year in his 13-year tenure - Dan Langhi (2000), Derrick Byers (2007), Shan Foster (2008).
<b>24</b>	All-SEC Performers during his time at Vanderbilt.
<b>3</b>	Consecutive trips to the NCAA Tournament (2010, 2011, 2012), the first time Vanderbilt has accomplished the feat.
<b>6</b>	NCAA Tournaments in the last nine seasons.
<b>2</b>	Sweet 16 appearances as Commodore mentor (2004, 2007).
<b>42</b>	At Vanderbilt, all 42 of his seniors either have earned or are currently working toward their college degree.
<b>61</b>	The Commodores won their first SEC Tournament crown in 61 years after defeating #1 Kentucky in final in 2012.
<b>1</b>	Only one losing season as a player or coach in 33 years.
<b>139</b>	Number of victories in last seven seasons with Vanderbilt, and average of 23.2 wins a season.

0		<p><b>ROD ODOM</b> F ★ 6-9 ★ 212 ★ Jr. ★ Central Islip, N.Y.</p> <table border="1"> <thead> <tr> <th>PPG</th> <th>RPG</th> <th>APG</th> <th>SPG</th> <th>BPG</th> <th>MPG</th> </tr> </thead> <tbody> <tr> <td>2.4</td> <td>2.0</td> <td>0.5</td> <td>0.2</td> <td>0.2</td> <td>14.4</td> </tr> </tbody> </table>	PPG	RPG	APG	SPG	BPG	MPG	2.4	2.0	0.5	0.2	0.2	14.4	<p><b>NOTES:</b> Added 10 lbs. to frame since last year. Played in all 36 games in 2011-12 and all 70 of his career...made two starts last season...had season-best 10 points vs. Bucknell (11/15)...had 12 points vs. St. Xavier in 30 minutes of action.</p>	<p><b>CAREER HIGHS</b> Pts. - 12, vs. Ark. (1/29/11) Rebs. - 8, vs. Ore. (11/11/11) Ast. - 2, 5 times Min. - 27, last vs. UGA (2/16/11)</p>
PPG	RPG	APG	SPG	BPG	MPG											
2.4	2.0	0.5	0.2	0.2	14.4											
2		<p><b>KEDREN JOHNSON</b> G ★ 6-4 ★ 215 ★ So. ★ Lewisburg, Tenn.</p> <table border="1"> <thead> <tr> <th>PPG</th> <th>RPG</th> <th>APG</th> <th>SPG</th> <th>BPG</th> <th>MPG</th> </tr> </thead> <tbody> <tr> <td>3.1</td> <td>1.2</td> <td>1.8</td> <td>0.5</td> <td>0.1</td> <td>14.5</td> </tr> </tbody> </table>	PPG	RPG	APG	SPG	BPG	MPG	3.1	1.2	1.8	0.5	0.1	14.5	<p><b>NOTES:</b> Scoring point guard with size...Played in all 36 games in 2011-12, backed up Brad Tinsley at point guard...scored career-high 12 points vs. Bucknell (11/15)...tallied 19 points vs. St. Xavier.</p>	<p><b>CAREER HIGHS</b> Pts. - 12, vs. Bucknell (11/15/11) Rebs. - 3, 3 times Ast. - 5, at Ole Miss (2/16/12) Min. - 27, vs. UF (2/28/12)</p>
PPG	RPG	APG	SPG	BPG	MPG											
3.1	1.2	1.8	0.5	0.1	14.5											
10		<p><b>NATHAN WATKINS</b> G ★ 6-5 ★ 190 ★ Fr. ★ Brentwood, Tenn.</p> <table border="1"> <thead> <tr> <th>PPG</th> <th>RPG</th> <th>APG</th> <th>SPG</th> <th>BPG</th> <th>MPG</th> </tr> </thead> <tbody> <tr> <td>-</td> <td>-</td> <td>-</td> <td>-</td> <td>-</td> <td>-</td> </tr> </tbody> </table>	PPG	RPG	APG	SPG	BPG	MPG	-	-	-	-	-	-	<p><b>NOTES:</b> Walk-on from Brentwood, Tenn....attended Ensworth School.</p>	<p><b>CAREER HIGHS</b> Pts. - Rebs. - Ast. - Min. -</p>
PPG	RPG	APG	SPG	BPG	MPG											
-	-	-	-	-	-											
11		<p><b>KYLE FULLER</b> G ★ 6-1 ★ 180 ★ Jr. ★ Moreno Valley, Calif.</p> <table border="1"> <thead> <tr> <th>PPG</th> <th>RPG</th> <th>APG</th> <th>SPG</th> <th>BPG</th> <th>MPG</th> </tr> </thead> <tbody> <tr> <td>0.9</td> <td>0.9</td> <td>0.9</td> <td>0.3</td> <td>-</td> <td>6.9</td> </tr> </tbody> </table>	PPG	RPG	APG	SPG	BPG	MPG	0.9	0.9	0.9	0.3	-	6.9	<p><b>NOTES:</b> Made one start last season and played in 18 games...worked hard on body and shot this offseason...scored season-high five points vs. Longwood last year (12/19)...scored in double-figures with 11 points.</p>	<p><b>CAREER HIGHS</b> Pts. - 6, last vs. Davidson (1/2/11) Rebs. - 4, vs. Lafayette (12/21/11) Ast. - 5, vs. Davidson (1/2/11) Min. - 29, vs. LSU (3/10/11)</p>
PPG	RPG	APG	SPG	BPG	MPG											
0.9	0.9	0.9	0.3	-	6.9											
14		<p><b>CARTER JOSEPHS</b> G ★ 5-10 ★ 165 ★ Fr. ★ San Antonio, Texas</p> <table border="1"> <thead> <tr> <th>PPG</th> <th>RPG</th> <th>APG</th> <th>SPG</th> <th>BPG</th> <th>MPG</th> </tr> </thead> <tbody> <tr> <td>-</td> <td>-</td> <td>-</td> <td>-</td> <td>-</td> <td>-</td> </tr> </tbody> </table>	PPG	RPG	APG	SPG	BPG	MPG	-	-	-	-	-	-	<p><b>NOTES:</b> Walk-on from San Antonio, Texas...attended Tom C. Clark High School.</p>	<p><b>CAREER HIGHS</b> Pts. - Rebs. - Ast. - Min. -</p>
PPG	RPG	APG	SPG	BPG	MPG											
-	-	-	-	-	-											
15		<p><b>KEVIN BRIGHT</b> G ★ 6-5 ★ 210 ★ Fr. ★ Mannheim, Germany</p> <table border="1"> <thead> <tr> <th>PPG</th> <th>RPG</th> <th>APG</th> <th>SPG</th> <th>BPG</th> <th>MPG</th> </tr> </thead> <tbody> <tr> <td>-</td> <td>-</td> <td>-</td> <td>-</td> <td>-</td> <td>-</td> </tr> </tbody> </table>	PPG	RPG	APG	SPG	BPG	MPG	-	-	-	-	-	-	<p><b>NOTES:</b> Played at the Urspring Basketball Academy in Uln, Germany...Averaged 14.7 points, 7.6 rebounds, 3.4 assists, 1.2 blocks, and 1.3 steals in his last season at Urspring...scored 11 points in first collegiate action vs. St. Xavier.</p>	<p><b>CAREER HIGHS</b> Pts. - Rebs. - Ast. - Min. -</p>
PPG	RPG	APG	SPG	BPG	MPG											
-	-	-	-	-	-											
20		<p><b>A.J. ASTROTH</b> G ★ 6-6 ★ 200 ★ Fr. ★ Tampa, Fla.</p> <table border="1"> <thead> <tr> <th>PPG</th> <th>RPG</th> <th>APG</th> <th>SPG</th> <th>BPG</th> <th>MPG</th> </tr> </thead> <tbody> <tr> <td>-</td> <td>-</td> <td>-</td> <td>-</td> <td>-</td> <td>-</td> </tr> </tbody> </table>	PPG	RPG	APG	SPG	BPG	MPG	-	-	-	-	-	-	<p><b>NOTES:</b> Big shooting guard from Tampa, Fla., who averaged 22 points, 7.5 rebounds, 4.5 assists, and 3.4 steals for his Wharton High School team... Also the school's all-time leading scorer...played eight minutes vs. St. Xavier.</p>	<p><b>CAREER HIGHS</b> Pts. - Rebs. - Ast. - Min. -</p>
PPG	RPG	APG	SPG	BPG	MPG											
-	-	-	-	-	-											
21		<p><b>SHELDON JETER</b> F ★ 6-7 ★ 215 ★ Fr. ★ Beaver Falls, Pa.</p> <table border="1"> <thead> <tr> <th>PPG</th> <th>RPG</th> <th>APG</th> <th>SPG</th> <th>BPG</th> <th>MPG</th> </tr> </thead> <tbody> <tr> <td>-</td> <td>-</td> <td>-</td> <td>-</td> <td>-</td> <td>-</td> </tr> </tbody> </table>	PPG	RPG	APG	SPG	BPG	MPG	-	-	-	-	-	-	<p><b>NOTES:</b> A very highly decorated player from Beaver Falls High School...Was a first-team All-State selection, and averaged 22 points, 12 rebounds, five assists, two blocks, and two steals as a senior...played 15 minutes vs. St. Xavier.</p>	<p><b>CAREER HIGHS</b> Pts. - Rebs. - Ast. - Min. -</p>
PPG	RPG	APG	SPG	BPG	MPG											
-	-	-	-	-	-											
24		<p><b>DAI-JON PARKER</b> G ★ 6-3 ★ 190 ★ So. ★ Baton Rouge, La.</p> <table border="1"> <thead> <tr> <th>PPG</th> <th>RPG</th> <th>APG</th> <th>SPG</th> <th>BPG</th> <th>MPG</th> </tr> </thead> <tbody> <tr> <td>1.7</td> <td>1.0</td> <td>0.7</td> <td>0.3</td> <td>0.2</td> <td>11.1</td> </tr> </tbody> </table>	PPG	RPG	APG	SPG	BPG	MPG	1.7	1.0	0.7	0.3	0.2	11.1	<p><b>NOTES:</b> Athletic two guard who played in all 36 games last season...one of Commodores' best perimeter defenders...scored season-high 10 points vs. Monmouth (11/25)...suspended indefinitely to begin season.</p>	<p><b>CAREER HIGHS</b> Pts. - 10, vs. Monmouth (11/25/11) Rebs. - 5, vs. Georgia (1/14/12) Ast. - 3, vs. Monmouth (11/25/11) Min. - 22, vs. Bucknell (11/15/11)</p>
PPG	RPG	APG	SPG	BPG	MPG											
1.7	1.0	0.7	0.3	0.2	11.1											
34		<p><b>SHELBY MOATS</b> F ★ 6-8 ★ 225 ★ So. ★ Waconia, Minn.</p> <table border="1"> <thead> <tr> <th>PPG</th> <th>RPG</th> <th>APG</th> <th>SPG</th> <th>BPG</th> <th>MPG</th> </tr> </thead> <tbody> <tr> <td>0.5</td> <td>0.9</td> <td>0.3</td> <td>0.1</td> <td>0.2</td> <td>4.1</td> </tr> </tbody> </table>	PPG	RPG	APG	SPG	BPG	MPG	0.5	0.9	0.3	0.1	0.2	4.1	<p><b>NOTES:</b> 6'8 forward who will play some center this season...played in 16 games last season, scored season-high five points vs. Lafayette (12/21)...started at 5 position, scored two points vs. St. Xavier.</p>	<p><b>CAREER HIGHS</b> Pts. - 5, vs. Lafayette (12/21/11) Rebs. - 6, vs. Monmouth (11/25/11) Ast. - 2, vs. Bucknell (11/15/11) Min. - 13, vs. Monmouth (11/25/11)</p>
PPG	RPG	APG	SPG	BPG	MPG											
0.5	0.9	0.3	0.1	0.2	4.1											
35		<p><b>JAMES SIAKAM</b> F ★ 6-7 ★ 210 ★ So. ★ Douala, Cameroon</p> <table border="1"> <thead> <tr> <th>PPG</th> <th>RPG</th> <th>APG</th> <th>SPG</th> <th>BPG</th> <th>MPG</th> </tr> </thead> <tbody> <tr> <td>0.5</td> <td>0.2</td> <td>-</td> <td>-</td> <td>0.1</td> <td>1.9</td> </tr> </tbody> </table>	PPG	RPG	APG	SPG	BPG	MPG	0.5	0.2	-	-	0.1	1.9	<p><b>NOTES:</b> 6'7 athletic presence who is outstanding around the basket on the offensive and defensive glass...played in 13 games last season...posted 22 points and 17 rebounds vs. St. Xavier.</p>	<p><b>CAREER HIGHS</b> Pts. - 2, last vs. Ole Miss (2/16/12) Rebs. - 1, last vs. Ole Miss (2/16/12) Ast. - - Min. - 5, vs. Longwood (12/19/11)</p>
PPG	RPG	APG	SPG	BPG	MPG											
0.5	0.2	-	-	0.1	1.9											
40		<p><b>JOSH HENDERSON</b> C ★ 6-11 ★ 220 ★ So. ★ Roanoke, Va.</p> <table border="1"> <thead> <tr> <th>PPG</th> <th>RPG</th> <th>APG</th> <th>SPG</th> <th>BPG</th> <th>MPG</th> </tr> </thead> <tbody> <tr> <td>0.5</td> <td>0.2</td> <td>-</td> <td>-</td> <td>0.1</td> <td>1.9</td> </tr> </tbody> </table>	PPG	RPG	APG	SPG	BPG	MPG	0.5	0.2	-	-	0.1	1.9	<p><b>NOTES:</b> 6'11 center recovering from stress fracture in his foot...has had two surgeries in last 12 months...expected to be back by start of regular season...played in eight games last season...scored 10 points vs. Monmouth (11/25).</p>	<p><b>CAREER HIGHS</b> Pts. - 10, vs. Monmouth (11/25/11) Rebs. - 5, vs. Monmouth (11/25/11) Ast. - 4, vs. Bucknell (11/15/11) Min. - 18, vs. Xavier (11/28/11)</p>
PPG	RPG	APG	SPG	BPG	MPG											
0.5	0.2	-	-	0.1	1.9											



LAST TIME OUT

NOTES

Starters

Juniors Rod Odom and Kyle Fuller, sophomores Kedren Johnson and Shelby Moats, and freshman Kevin Bright started for the Commodores. It was Johnson, Moats, and Bright's first career starts.

Notes

Sophomore James Siakam came off of the bench and tallied a double-double in the first half with 10 points and 11 rebounds and ended the contest with 22 points and 17 rebounds, 11 offensive, in 27 minutes of action. Before the game, Siakam had only six career points in 25 total minutes.

At the half, the Commodores out rebounded St. Xavier, 30-12. For the game, the margin was 52-27.

Vanderbilt held the Cougars to only 24.0% from the floor in the first half. For the game, the Cougars could only muster a 39.7 percentage from the floor, although they shot 51.5% in the second half.

Five players scored in double figures for Vanderbilt - Siakam, Kedren Johnson (19), Rod Odom (12), Kyle Fuller (11), and Kevin Bright (11).

Vanderbilt was 2-20 (10%) from three on Friday night. St. Xavier was 27.3%.

Fuller led the team with six assists and there steals on the night.

The Commodores posted a 44.1% shooting percentage (44.1%), with Siakam leading the way with a 9-11 performance.

Johnson and Fuller each played 37 minutes to lead all Vanderbilt players.

A total of 47 fouls were called on the night, and both teams attempted a combined 60 free throws. Vanderbilt was 23-35 (65.7%) from the line, while the Cougars posted a 17-25 mark (68%).

Official Basketball Box Score -- Game Totals -- Final Statistics  
St. Xavier (Ill.) vs Vanderbilt  
11/2/12 7 p.m. at Nashville, Tenn. (Memorial Gym)

St. Xavier (Ill.) 69

##	Player	Total	3-Ptr	Rebounds	Rebounds		PF	TP	A	TO	Blk	Stl	Min		
					FG-FGA	FT-FTA								Off	Def
34	MAWHORR, Josh	f	2-5	0-0	0-0	0	1	1	4	4	1	1	1	0	16
45	HARVEY, Dominique	f	2-8	0-3	0-0	0	4	4	4	4	1	2	1	1	31
13	GREEN, Roosevelt	g	3-12	3-8	0-0	0	3	3	4	9	4	4	0	0	34
25	KARP, Brad	g	4-12	2-8	5-7	0	4	4	4	15	1	1	0	2	37
31	GRANT, Anthony	g	6-9	1-1	6-6	2	2	4	1	19	4	1	1	0	36
20	SMITH, Munir		1-1	0-0	0-1	0	1	1	2	2	0	1	0	0	7
30	CORE, Tony		3-4	0-0	6-9	3	4	7	5	12	0	0	0	0	16
33	KRIEGER, Jack		0-4	0-2	0-0	1	0	1	1	0	1	1	0	1	13
44	LANDSTROM, Mike		2-3	0-0	0-2	1	0	1	1	4	0	1	0	0	9
50	KILEY, Matthew		0-0	0-0	0-0	0	0	0	0	0	0	0	0	0	1
Team						1	0	1							
Totals			23-58	6-22	17-25	8	19	27	26	69	12	12	3	4	200

FG % 1st Half:	6-25	24.0%	2nd half:	17-33	51.5%	Game:	23-58	39.7%	Deadball
3FG % 1st Half:	4-13	30.8%	2nd half:	2-9	22.2%	Game:	6-22	27.3%	Rebounds
FT % 1st Half:	7-10	70.0%	2nd half:	10-15	66.7%	Game:	17-25	68.0%	4

Vanderbilt 77

##	Player	Total	3-Ptr	Rebounds	Rebounds		PF	TP	A	TO	Blk	Stl	Min		
					FG-FGA	FT-FTA								Off	Def
00	ODOM, Rod	f	3-10	1-4	5-9	1	2	3	3	12	0	2	0	0	30
34	MOATS, Shelby	c	1-3	0-1	0-0	3	2	5	4	2	0	2	0	0	21
02	JOHNSON, Kedren	g	6-15	1-7	6-9	1	5	6	3	19	1	8	0	0	37
11	FULLER, Kyle	g	4-12	0-5	3-3	1	6	7	1	11	6	3	0	3	37
15	BRIGHT, Kevin	g	3-7	0-2	5-9	2	5	7	3	11	1	0	0	0	25
20	ASTROTH, A.J.		0-1	0-1	0-0	0	2	2	2	0	0	0	0	0	8
21	JETER, Sheldon		0-0	0-0	0-0	0	1	1	1	0	0	1	1	0	15
35	SIKAM, James		9-11	0-0	4-5	11	6	17	4	22	1	2	2	1	27
Team						2	2	4			1				
Totals			26-59	2-20	23-35	21	31	52	21	77	9	19	3	4	200

FG % 1st Half:	14-33	42.4%	2nd half:	12-26	46.2%	Game:	26-59	44.1%	Deadball
3FG % 1st Half:	2-9	22.2%	2nd half:	0-11	0.0%	Game:	2-20	10.0%	Rebounds
FT % 1st Half:	6-9	66.7%	2nd half:	17-26	65.4%	Game:	23-35	65.7%	5

Officials: Mike Roberts, Forrest Sigler, C.J. Washington  
Technical fouls: St. Xavier (Ill.)-None. Vanderbilt-None.  
Attendance:

Score by periods	1st	2nd	Total
St. Xavier (Ill.)	23	46	69
Vanderbilt	36	41	77

## 2012-13 Roster

No.	Name	Pos.	Ht.	Wt.	Cl.-Yr	Hometown (Previous School)
0	Rod Odom	F	6-9	212	Jr.- 3rd	Central Islip, N.Y. (Middlesex School (Mass.))
1	Eric McClellan	G	6-4	180	So.-2nd	Austin, Texas (University of Tulsa)
2	Kedren Johnson	G	6-4	215	So.-2nd	Lewisburg, Tenn. (Marshall County)
10	Nathan Watkins	G	6-5	190	Fr.-1st	Brentwood, Tenn. (Ensworth School)
11	Kyle Fuller	G	6-1	180	Jr.-3rd	Moreno Valley, Calif. (Rancho Verde)
14	Carter Josephs	G	5-10	165	Fr.-1st	San Antonio, Texas (Tom C. Clark)
15	Kevin Bright	G	6-5	210	Fr.-1st	Mannheim, Germany (Urspring Basketball Academy)
20	A.J. Astroth	G	6-6	200	Fr.-1st	Tampa, Fla. (Wharton)
21	Sheldon Jeter	F	6-7	215	Fr.-1st	Beaver Falls, Pa. (Beaver Falls)
24	Dai-Jon Parker	G	6-3	190	So.-2nd	Baton Rouge, La. (Milton (Ga.))
34	Shelby Moats	F	6-8	225	So.-2nd	Waconia, Minn. (Waconia)
35	James Siakam	F	6-7	210	R-So.-3rd	Douala, Cameroon (Brehm Prep (Ill.))
40	Josh Henderson	C	6-11	220	R-So.-3rd	Roanoke, Va. (Cave Spring)
44	Jeffery Taylor	F	6-7	225	Sr.-4th	Norkopping, Sweden (Hobbs (N.M.))
45	Rod Odom	F	6-9	207	So. - 2nd	Central Islip, N.Y. (Middlesex School (Mass.))

### COACHING STAFF

Head Coach ..... **Kevin Stallings** (Purdue, 1982) - 14th  
 Assistant Coach ..... **David Cason** (Illinois State, 1995) - 2nd  
 Assistant Coach ..... **Brad Frederick** (North Carolina, 1999) - 14th  
 Assistant Coach ..... **Tom Richardson** (St. Xavier (Ill.), 1977) - 10th  
 Director of Operations..... **Dan Cage** (Vanderbilt, 2007) - 3rd

### SUPPORT STAFF

Athletic Communications Dir. .... **Andy Boggs** (Florida State, 1998)  
 Academic Support..... **Neal Clark** (Kentucky, 1992)  
 Athletic Trainer..... **Shannon Gordon** (Indiana State, 1992)  
 Strength and Conditioning..... **Curtis Turner** (Clemson, 2002)

### PRONUNCIATION GUIDE

David Cason ..... **KAY-Sahn**  
 Kedren Johnson ..... **KEE-Dren**  
 Dai-Jon Parker..... **DAY-Jon**  
 James Siakam..... **See-OK-em**

### ROSTER BY CLASS

#### Juniors (2)

**Kyle Fuller** ..... Moreno Valley, Calif.  
**Rod Odom** ..... Central Islip, N.Y.

#### Sophomores (6)

**Josh Henderson** ..... Roanoke, Va.  
**Kedren Johnson** ..... Lewisburg, Tenn.  
**Eric McClellan** ..... Austin, Texas  
**Shelby Moats** ..... Waconia, Minn.  
**Dai-Jon Parker** ..... Baton Rouge, La.  
**James Siakam** ..... Douala, Cameroon

#### Freshmen (5)

**A.J. Astroth** ..... Tampa, Fla.  
**Kevin Bright** ..... Mannheim, Germany  
**Sheldon Jeter** ..... Beaver Falls, Pa.  
**Carter Josephs** ..... San Antonio, Texas  
**Nathan Watkins** ..... Nashville, Tenn.

**MEMORIAL MAGIC - THE HOME TO VANDERBILT HOOPS SINCE 1952**

**HISTORIC MEMORIAL GYMNASIUM IN 61ST SEASON**

Storied Memorial Gymnasium is in its 61st season as the host venue of Vanderbilt basketball. The SEC's most historic hoops setting has played host to more than 850 men's contests as well as the 1984 and 1991 SEC Tournaments and 40 men's and women's NCAA Tournament contests (since the early 1980s).

As the oldest gymnasium in the SEC, Memorial Gymnasium is renowned for its end zone benches, raised floor and unique atmosphere. It was dedicated in 1952 as a memorial to all Vanderbilt men and women who served in World War II. It was built by the late master architect Edwin Keeble, who was commissioned to build a combination gymnasium/concert hall.

<b>.786</b>	All-time winning percentage at Memorial Gym (724-197).
<b>178</b>	Career wins at Memorial Gym for Kevin Stallings. Needs three to tie Roy Skinner's all-time home wins record.
<b>.908</b>	Winning percentage against non-conference opponents since 1990 (178-18).
<b>111-11</b>	Stallings' non-conference record at home.
<b>6</b>	Undefeated seasons at home.

**Winningest Coaches at Memorial Gymnasium**

Coach	Yrs	Record
1. Roy Skinner (1959, 1962-76)	16	181-41
2. Kevin Stallings (2000-Present)	13	178-47
3. Bob Polk (1948-58, 1960-61)	8	96-15
4. C.M. Newton (1982-89)	8	91-37
5. Jan van Breda Kolff (1994-99)	6	75-20
6. Eddie Fogler (1990-93)	4	54-12

**Stallings' Year-By-Year Record At Memorial Gym**

Year	Won	Lost
2011-12	13	5
2010-11	14	3
2009-10	14	2
2008-09	13	4
2007-08	19	0
2006-07	14	3
2005-06	10	6
2004-05	17	2
2003-04	15	2
2002-03	10	6
2001-02	13	4
2000-01	12	7
1999-00	14	3

**ANNUAL ATTENDANCE FIGURES**

Year	All Games	Attendance	Average	NCAA Rank	SEC Games	SEC Attendance	Average
2011-12	18	246,561	13,698	18	8	112,368	14,046
2010-11	17	234,632	13,802	18	8	114,346	14,293
2009-10	16	217,965	13,623	21	8	113,539	14,192
2008-09	17	225,686	13,276	25	8	112,833	14,104
2007-08	19	254,954	13,418	22	8	113,713	14,214
2006-07	17	204,511	12,030	31	8	109,043	13,630
2005-06	16	195,159	12,197	24	8	108,258	13,532
2004-05 <sup>^</sup>	19	191,678	10,088	43	8	105,357	13,170
2003-04	17	192,301	11,312	33	8	106,990	13,374
2002-03	16	153,123	9,570	46	8	96,906	12,113
2001-02	17	150,325	8,843	50	8	93,873	11,734
2000-01	19	186,468	9,814	45	8	102,055	12,757
1999-00*	18	197,770	10,987	30	8	106,741	13,343
1998-99	16	192,538	12,034	26	8	106,128	13,266
1997-98	16	213,974	13,373	21	8	117,819	14,727
1996-97	16	207,771	12,986	25	8	120,214	15,027
1995-96	18	226,354	12,575	28	8	112,996	14,125
1994-95	13	183,042	14,080	17	8	118,932	14,867
1993-94	16	223,997	14,000	15	8	121,345	15,168
1992-93	14	212,156	15,154	11	8	122,536	15,317
1991-92	17	210,585	12,387	29	8	115,104	14,388
1990-91	16	214,638	13,415	19	9	133,482	14,831
1989-90	19	259,992	13,684	18	9	136,136	15,126
1988-89	15	224,657	14,977	13	9	137,212	15,246
1987-88	16	223,747	13,984	14	9	138,393	15,377
1986-87	17	226,343	13,314	14	9	130,854	14,539
1985-86	15	200,806	13,387	14	9	128,059	14,229
1984-85	16	194,390	12,149	17	9	122,514	13,613
1983-84	18	249,292	13,850	10	9	135,546	15,050
1982-83	17	237,584	13,976	9	9	135,418	15,046
1981-82	14	202,225	14,445	9	9	131,699	14,633
1980-81	15	227,478	15,165	9	9	136,436	15,160
1979-80	15	228,029	15,202	5	9	138,754	15,417
1978-79	14	215,330	15,380	5	9	139,930	15,547
1977-78	14	207,375	14,813	5	9	134,232	14,915
1976-77	15	211,966	14,131	4	9	149,108	16,568
1975-76	13	180,901	13,915	-	9	135,375	15,042
1974-75	12	178,527	14,877	-	9	134,304	14,923
1973-74	12	182,728	15,227	-	9	140,252	15,584
1972-73	12	173,567	14,464	-	9	131,193	14,577
1971-72	12	156,778	13,065	-	9	120,172	13,352
1970-71	12	170,634	14,220	-	9	130,260	14,473
1969-70	12	176,763	14,730	-	9	135,745	14,861
1968-69	12	126,896	10,575	-	9	95,300	10,589
1967-68	12	129,722	10,810	-	9	96,274	10,697
1966-67	12	105,492	8,791	-	9	79,173	8,797
1965-66	12	106,022	8,835	-	9	62,368	8,910
1964-65	12	98,821	8,235	-	9	65,712	8,214
1963-64	12	84,827	7,069	-	6	35,684	5,947
1962-63	12	75,261	6,272	-	6	46,183	6,598
1961-62	13	73,640	5,665	-	8	47,357	5,920
1960-61	13	74,187	5,707	-	7	45,549	6,507
1959-60	14	76,199	5,443	-	8	46,064	5,758

<sup>^</sup> First year capacity increased from 14,168 to 14,316; \* First year capacity decreased from 15,311 to 14,168

**VANDERBILT ATHLETIC COMMUNICATIONS**

**INTERVIEW POLICY**

Vanderbilt head coach Kevin Stallings and selected Vanderbilt players will be available to the media before practice on a weekly basis during the non-conference season, and bi-weekly during the SEC season.

The times for those media sessions will be emailed to media members in advance of those pre-practice interviews.

Media may photograph the first 20 minutes of practice. All practices are closed to the public.

**POSTGAME INTERVIEW POLICY**

Vanderbilt head coach Kevin Stallings will enter the Memorial Gym interview room after the NCAA-mandated 10-minute cooling off period, followed by Vanderbilt players.

Visiting coach and player interviews will be at the discretion of the visiting SID.

**VUCOMMODORES.COM**

The official website of Vanderbilt athletics, vucommo- dore.com, includes pregame notes, season statistics, videos of press conferences and meetings with the media, live stats, twitter feeds, and stream- ing audio and video of everything that is Commodore athletics.

**@VANDYMBB**

The official Twitter feed of Vanderbilt men's bas- ketball, follow the latest information and get breaking news on Commodore basketball.

**DELTA STATE**

**Delta State**

- The Statesmen are guided by Jim Boone, who is in his 27th sea- son as a head coach but his first at Delta State.
- The Statemen finished the 2011-12 season at 6-21, but return their leading scorer (Terry Leake) and rebounder (Cornel Knight) from last season. Delta State dropped their first exhibition contest to Mississippi Valley State, 62-59.

**Jim Boone**

- Coached Tusculum in 2007, and barely missed out on upset- ting VU in an exhibition game. VU escaped with an 80-79 win on Nov. 5, 2007. The Does won 26 games that season.

<b>0</b>	Seniors and only two juniors on this year's roster.
<b>3</b>	Postseason titles for Vanderbilt - the 1951 SEC Championship, the 1990 NIT Title, and the 2012 SEC Championship.
<b>1 of 6</b>	Programs to place all four revenue sports (football, men's and women's basketball, baseball) in postseason play in 2011-12 academic year.
<b>79</b>	This is Vanderbilt's 79th season in the SEC - the Commodores have a 657-641 against current members of the SEC.
<b>1996-97</b>	The Commodores are represented by three countries on this year's roster - the United States, Cameroon (James Siakam), and Germany (Kevin Bright) - to continue Vanderbilt's line of foreign players. VU has had a player from outside of the United States on its roster for every season dating back to the 1996-97 campaign. The countries represented in the last 16 years are the Ivory Coast, Poland, Austria, England, Australia, Cameroon, Nigeria, Sweden, and Germany.
<b>Lists</b>	With the departure of last year's class, the Commodores saw most of its produc- tion leave. In fact, two members of the all-time top 10 scoring list (Taylor, Jenkins), the second all-time leading assist man (Brad Tinsley), and the sixth-leading rebound- er (Taylor) departed. Taylor was also third on the all-time free throws made list, while Jenkins was 2nd on three's made list.

**2011-12 TRENDS**

Winning Opening Tip.....	21-8
Losing Opening Tip.....	4-3
VU Scores First.....	18-7
Opponent Scores First.....	7-4
Leading at Halftime.....	19-5
Trailing at Halftime.....	2-5
Tied at Halftime.....	4-1
Leading with Five Minutes Remaining.....	23-3
Trailing with Five Minutes Remaining.....	1-7
Tied with Five Minutes Remaining.....	1-1
Leading with Two Minutes Remaining.....	23-3
Trailing with Two Minutes Remaining.....	1-8
Tied with Two Minutes Remaining.....	1-0
Overtime.....	0-2
Games Decided by Three Points or Less.....	2-3
Games Decided by 4-10 Points.....	9-6
Games Decided by 11-20 Points.....	8-2
Games Decided by 21-plus Points.....	6-0
VU Shoots 50% or Better.....	11-1
VU Shoots 40% or Better.....	24-7
VU Shoots Lower Than 40%.....	1-4
Opponent Shoots 50% or Better.....	2-3
Opponent Shoots 40% or Better.....	15-9
Opponent Shoots Lower Than 40%.....	10-2
VU Outshoots Opponent.....	21-5
VU Outshot by Opponent.....	4-6
Shoot Same Percentage.....	0-0
VU Scores 70 Points or More.....	15-4
VU Scores Less Than 70 Points.....	10-7
VU Scores 80 Points or More.....	8-0
VU Scores 90 Points or More.....	3-0
Opponent Scores 70 Points or More.....	7-6
Opponent Scores Less Than 70 Points.....	18-5
Opponent Scores 80 Points or More.....	1-3
Opponent Scores 90 Points or More.....	0-0
Makes More 3-Pointers Than Opponent.....	19-6
Makes Fewer 3-Pointers Than Opponent.....	5-5
3-Pointers are Equal.....	1-0
Outrebounded Opponent.....	19-3
Outrebounded by Opponent.....	5-8
Rebounds are Equal.....	1-0
Playing on National TV.....	11-10
Playing on Regional TV.....	8-1
Playing on Weekday.....	19-3
Playing on Weekend.....	6-8
Game Tips Before 6 p.m. CT (afternoons).....	7-6
Game Tips After 6 p.m. CT (evenings).....	17-5
In White Uniforms.....	16-3
In Black Uniforms.....	8-6
In Gold Uniforms.....	1-2
In November.....	5-2
In December.....	4-2
In January.....	7-2
In February.....	5-3
In March.....	4-2
Home.....	13-5
Neutral.....	6-1
Away.....	6-5
<b>Conferences</b>	
vs. Non-Conference.....	11-5
Pac 12.....	2-0
Horizon League.....	0-1
Patriot League.....	2-0
ACC.....	1-0
Northeast.....	1-0
Atlantic 10.....	0-1
Big East.....	1-1
Southern.....	1-0
Missouri Valley.....	0-1
Mid-American.....	1-0
Independent.....	1-0
Sun Belt.....	1-0
Ivy.....	1-0
Big 10.....	0-1
SEC.....	13-6
<b>Lineups</b>	
Tinsley, Jenkins, Taylor, Goulbourne, Tchiengang.....	8-3
Tinsley, Fuller, Taylor, Goulbourne, Tchiengang.....	1-0
Tinsley, Jenkins, Taylor, Goulbourne, Odom.....	1-0
Tinsley, Jenkins, Taylor, Odom, Ezeli.....	0-1
Tinsley, Jenkins, Taylor, Goulbourne, Ezeli.....	15-7



**INS AND OUTS**

**Career Games Played**

Player	Games	Starts	Cons. Starts
Rod Odom	70	10	0
Kyle Fuller	52	1	0
Kedren Johnson	36	0	0
Dai-Jon Parker	36	0	0
Shelby Moats	16	0	0
James Siakam	13	0	0
Josh Henderson	8	0	0

**Double-Digit Scoring Games**

Player	Career (Record)	'12-13	Cons.
Rod Odom	6 (3-3)	-	-
Josh Henderson	1 (1-0)	-	-
Kedren Johnson	1 (1-0)	-	-
Dai-Jon Parker	1 (1-0)	-	-

**Double-Digit Rebounding Games**

Player	Career	'12-13	Cons.
--------	--------	--------	-------

**Double-Digit Assist Games**

Player	Career	'12-13	Cons.
--------	--------	--------	-------

**Double-Doubles**

Player	Career	'12-13	Cons.
--------	--------	--------	-------

**Triple Doubles**

Player	Career	'12-13	Cons.
--------	--------	--------	-------

**2012-13 Lineup Record**

**PRESEASON SEC POLL**

Vanderbilt was picked to finish 10th in the SEC by a select group of 30 media members in a poll released by the league prior to the SEC Basketball Media Days in Birmingham.

**PRESEASON MEDIA POLL -- PTS**

Kentucky (17)	328
Florida (5)	310
Missouri (1)	286
Tennessee (1)	269
Arkansas	226
Alabama	222
Mississippi	186
Georgia	149
Texas A&M	122
<b>Vanderbilt</b>	<b>120</b>
LSU	116
Auburn	95
South Carolina	54
Mississippi State	37

\*First-Place Votes in Parentheses

**MEDIA VOTE**

**FIRST TEAM ALL-SEC**

- BJ Young – Arkansas, G, 6-3, 180, Soph., St. Louis, Mo.
- Kenny Boynton – Florida, G, 6-2, 190, Sr., Pompano Beach, Fla.
- Nerlens Noel – Kentucky, F, 6-10, 228, Fr., Everett, Mass.
- Phil Pressey – Missouri, G, 5-11, 175, Jr., Dallas, Texas
- Jarnell Stokes – Tennessee, F, 6-8, 270, Soph., Memphis, Tenn.

**SECOND TEAM ALL-SEC**

- Marshawn Powell – Arkansas, F, 6-7, 240, Jr., Newport News, Va.
- Patric Young – Florida, C, 6-9, 249, Jr., Jacksonville, Fla.
- Kentavious Caldwell-Pope – Georgia, G, 6-5, 205, Soph., Greenville, Ga.
- Alex Poythress – Kentucky, F, 6-7, 239, Fr., Clarksville, Tenn.
- Michael Dixon, Jr. – Missouri, G, 6-1, 190, Sr., Kansas City, Mo.
- Jeronne Maymon – Tennessee, F, 6-7, 260, Sr., Madison, Wis.

**SEC Player of the Year:** Phil Pressey, Missouri

**FINAL SEC STANDINGS**

**2011-12 SEC FINAL STANDINGS**

	SEC	Pct.	All	Pct.
Kentucky	16-0	1.000	38-2	.941
Tennessee	10-6	.625	19-15	.559
<b>Vanderbilt</b>	<b>10-6</b>	<b>.625</b>	<b>25-11</b>	<b>.694</b>
Florida	10-6	.625	26-11	.703
Alabama	9-7	.563	21-12	.636
Miss. State	8-8	.500	21-12	.636
Ole Miss	8-8	.500	20-14	.588
LSU	7-9	.438	18-15	.545
Arkansas	6-10	.375	18-14	.563
Auburn	5-11	.313	15-16	.484
Georgia	5-11	.313	15-17	.469
South Carolina	2-14	.125	10-21	.323

**FINAL SEC STATS**

**VU TEAM SEC RANKINGS**

Category	SEC (FINAL)	All
Scoring	2nd (70.8)	3rd (72.9)
Scoring Defense	5th (63.8)	6th (65.0)
Scoring Margin	2nd (+6.9)	3rd (+7.9)
FT%	7th (.708)	7th (.698)
FG%	2nd (.457)	3rd (.459)
FG% Defense	3rd (.402)	7th (.418)
3FG%	1st (.423)	2nd (.389)
3FG% Defense	1st (.289)	2nd (.307)
3FG Made	1st (8.9)	2nd (8.6)
Rebound Margin	7th (+0.1)	7th (+1.2)
Blocks	3rd (4.6)	8th (4.0)
Assists	1st (13.1)	6th (12.9)
Steals	12th (4.8)	11th (5.9)
Turnover Margin	10th (-2.1)	9th (-0.4)
Assist/TO Ratio	5th (1.0)	6th (1.0)

**VU INDIVIDUAL SEC RANKINGS**

<b>Festus Ezeli</b>	<b>SEC (FINAL)</b>	<b>Total</b>
Blocks	3rd (2.3)	NA
<b>Lance Goulbourne</b>	<b>SEC (FINAL)</b>	<b>Total</b>
Steals	T-8th (1.5)	6th (1.6)
Def. Rebounds	NA	10th (4.9)
<b>John Jenkins</b>	<b>SEC (FINAL)</b>	<b>Total</b>
Scoring	1st (19.3)	1st (19.9)
FG%	7th (.479)	6th (.478)
3 FG%	3rd (.481)	2nd (.448)
3 FG Made	1st (3.9)	1st (3.9)
FT%	2nd (.875)	3rd (.843)
Minutes Played	6th (33.8)	4th (33.7)
<b>Jeffery Taylor</b>	<b>SEC (FINAL)</b>	<b>Total</b>
Scoring	2nd (16.8)	2nd (16.4)
FG%	5th (.495)	5th (.499)
3 FG%	2nd (.488)	NA
3 FG Made	3rd (2.4)	NA
Minutes Played	NA	7th (32.2)
<b>Brad Tinsley</b>	<b>SEC (FINAL)</b>	<b>Total</b>
Assists	3rd (4.6)	5th (4.2)
A/TO Ratio	1st (2.5)	2nd (2.2)



**A.J. ASTROTH**

**20** Freshman, Guard  
6'6" 200 lbs.  
Tampa, Fla.  
Wharton HS

**SEASON HIGHS**

- Points:
- FG Made:
- FG Atts:
- 3FG Made:
- 3FG Atts:
- FT Made:
- FT Atts:
- Rebounds:
- Assists:
- Turnovers:
- Blocks:
- Steals:
- Minutes:

**CAREER HIGHS**

- Points:
- FG Made:
- FG Atts:
- 3FG Made:
- 3FG Atts:
- FT Made:
- FT Atts:
- Rebounds:
- Assists:
- Turnovers:
- Blocks:
- Steals:
- Minutes:

**MISCELLANEOUS**

**ASTROTH NOTEBOOK**

- ⊕ Played eight minutes vs. St. Xavier - did not score, but did grab two rebounds.
- ⊕ Big shooting guard from Tampa, Fla., who averaged 22 points, 7.5 rebounds, 4.5 assists, and 3.4 steals for his Wharton High School team...Also the school's all-time leading scorer.
- ⊕ Was a first-team all-Hillsborough County member for his junior and senior seasons, and was a second-team all-state selection in his senior campaign.
- ⊕ Plans to major in Business Management and Marketing.
- ⊕ Advice to youngsters: "Don't let anyone tell you that you can't do something. If you want it, work your behind off, and go get it."

**ASTROTH GAME-BY-GAME (FRESHMAN)**

Opponent	M	FG-A	3P-A	FT-A	Reb	PF	A	T	B	S	PTS
N10 Nicholls State											
N16 @Oregon											
N22 Davidson											
N23 Old Spice											
N25 Old Spice											
D1 Villanova											
D6 @Xavier											
D15 Alabama A&M											
D17 Cornell											
D21 vs. MTSU											
D29 Butler											
J2 William & Mary											
J10 Kentucky											
J12 @Arkansas											
J15 Ole Miss											
J19 @South Carolina											
J23 Auburn											
J26 @Missouri											
J29 @Tennessee											
F2 Alabama											
F6 @LSU											
F9 Arkansas											
F13 Tennessee											
F16 Texas A&M											
F20 @Kentucky											
F23 @Mississippi St.											
F27 Georgia											
M2 @Auburn											
M6 @Florida											
M9 South Carolina											



**KEVIN BRIGHT**

**15**

Freshman, Guard  
6'5" 210 lbs.  
Mannheim, Germany  
Urspring Basketball Acad.

**SEASON HIGHS**

- Points:
- FG Made:
- FG Atts:
- 3FG Made:
- 3FG Atts:
- FT Made:
- FT Atts:
- Rebounds:
- Assists:
- Turnovers:
- Blocks:
- Steals:
- Minutes:

**CAREER HIGHS**

- Points:
- FG Made:
- FG Atts:
- 3FG Made:
- 3FG Atts:
- FT Made:
- FT Atts:
- Rebounds:
- Assists:
- Turnovers:
- Blocks:
- Steals:
- Minutes:

**MISCELLANEOUS**

**BRIGHT NOTEBOOK**

- ☛ Scored 11 points in 25 minutes, his first collegiate action of his career...also added seven rebounds.
- ☛ Member of the 2012 Under 20/21 German National team that placed fifth in European Championship.
- ☛ Played at the Urspring Basketball Academy in Uln, Germany...His team was the German Champion in 2006, 2007, 2008, and 2011...Averaged 14.7 points, 7.6 rebounds, 3.4 assists, 1.2 blocks, and 1.3 steals in his last season at Urspring.
- ☛ Undecided on major at Vanderbilt.
- ☛ Best advice received: "We all have the choice to take the lead or to follow. It depends on you."

**BRIGHT GAME-BY-GAME (FRESHMAN)**

Opponent	M	FG-A	3P-A	FT-A	Reb	PF	A	T	B	S	PTS
N10 Nicholls State											
N16 @Oregon											
N22 Davidson											
N23 Old Spice											
N25 Old Spice											
D1 Villanova											
D6 @Xavier											
D15 Alabama A&M											
D17 Cornell											
D21 vs. MTSU											
D29 Butler											
J2 William & Mary											
J10 Kentucky											
J12 @Arkansas											
J15 Ole Miss											
J19 @South Carolina											
J23 Auburn											
J26 @Missouri											
J29 @Tennessee											
F2 Alabama											
F6 @LSU											
F9 Arkansas											
F13 Tennessee											
F16 Texas A&M											
F20 @Kentucky											
F23 @Mississippi St.											
F27 Georgia											
M2 @Auburn											
M6 @Florida											
M9 South Carolina											



**KYLE FULLER**

**11**

Junior, Guard  
6'1" 180 lbs.  
Moreno Valley, Calif.  
Rancho Verde HS

**SEASON HIGHS**

**Points:** 5, vs. Longwood (12/19/11)  
**FG Made:** 2, vs. Lafayette (12/21/11)  
**FG Atts:** 5, vs. Longwood (12/19/11)  
**3FG Made:**  
**3FG Atts:** 2, 3x, last vs. Longwood (12/19/11)  
**FT Made:** 3, vs. Longwood (12/19/11)  
**FT Atts:** 5, vs. Longwood (12/19/11)  
**Rebounds:** 4, vs. Lafayette (12/21/11)  
**Assists:** 4, 2x, last vs. Lafayette (12/21/11)  
**Turnovers:** 3, vs. Cleveland State (11/13/11)  
**Blocks:**  
**Steals:** 2, 2x, last vs. Longwood (12/19/11)  
**Minutes:** 17, 2x, last vs. Bucknell (11/15/11)

**CAREER HIGHS**

**Points:** 6, 3x, last vs. Alabama (2/10/11);  
**FG Made:** 3, 2x, last vs. Davidson (1/2/11);  
**FG Atts:** 6, vs. Presbyterian (11/12/10);  
**3FG Made:** 2, vs. Alabama (2/10/11);  
**3FG Atts:** 3, 2x, last vs. Alabama (2/10/11);  
**FT Made:** 3, vs. Longwood (12/19/11)  
**FT Atts:** 5, 2x, last vs. Longwood (12/19/11);  
**Rebounds:** 4, 3x, last vs. Lafayette (12/21/11);  
**Assists:** 5 vs. Davidson (1/2/11);  
**Turnovers:** 3, 5x, last vs. Cleveland St (11/13/11);  
**Blocks:** 1, vs. Presbyterian (11/12/10);  
**Steals:** 2, 3x, last vs. Longwood (12/19/11);  
**Minutes:** 29, vs. LSU (3/10/11).

**MISCELLANEOUS**

	2011-12	Career
5+ Assists	-	1

**FULLER NOTEBOOK**

- ☛ Point guard who has improved shooting over the summer, will see significant playing time this season.
- ☛ Scored 11 points and had seven boards vs. St. Xavier in 37 minutes played.
- ☛ Only player from California on roster.
- ☛ Played in 18 games in 2011-12, averaged 0.9 points, 0.9 rebounds, and 0.9 points per game.
- ☛ Dished out season-high four assists vs. Monmouth.
- ☛ Played in all 34 games in 2010-11, and averaged 1.9 points and 1.6 assists per game in 15 minutes of action.
- ☛ Averaged 27.6 points, eight assists, six rebounds, and four steals per game as a point guard at Rancho Verde High School.
- ☛ Winningest player in Rancho Verde history, was a four-year captain, and a three-year starter.
- ☛ Nickname is Zoomey.


**FULLER GAME-BY-GAME (JUNIOR)**

Opponent	M	FG-A	3P-A	FT-A	Reb	PF	A	T	B	S	PTS
N10 Nicholls State											
N16 @Oregon											
N22 Davidson											
N23 Old Spice											
N25 Old Spice											
D1 Villanova											
D6 @Xavier											
D15 Alabama A&M											
D17 Cornell											
D21 vs. MTSU											
D29 Butler											
J2 William & Mary											
J10 Kentucky											
J12 @Arkansas											
J15 Ole Miss											
J19 @South Carolina											
J23 Auburn											
J26 @Missouri											
J29 @Tennessee											
F2 Alabama											
F6 @LSU											
F9 Arkansas											
F13 Tennessee											
F16 Texas A&M											
F20 @Kentucky											
F23 @Mississippi St.											
F27 Georgia											
M2 @Auburn											
M6 @Florida											
M9 South Carolina											

Year	GP	GS	Min	Avg	FG	FGA	Pct	3pt	2ptA	Pct	FT	FTA	Pct	Off	Def	Tot	Avg	PF	FO	Ast	TO	Blk	Stl	Pts	Avg
2010-11	34	0	499	14.7	24	78	.308	7	29	.241	8	16	.500	8	38	46	1.4	44	0	55	34	1	13	63	1.9
2011-12	18	1	125	6.9	6	22	.273	0	8	.000	5	8	.625	2	14	16	0.9	7	0	17	10	0	5	17	0.9
<b>TOTAL</b>	<b>52</b>	<b>1</b>	<b>624</b>	<b>12.0</b>	<b>30</b>	<b>100</b>	<b>.300</b>	<b>7</b>	<b>37</b>	<b>.189</b>	<b>13</b>	<b>24</b>	<b>.542</b>	<b>10</b>	<b>52</b>	<b>62</b>	<b>1.2</b>	<b>51</b>	<b>0</b>	<b>72</b>	<b>44</b>	<b>1</b>	<b>18</b>	<b>80</b>	<b>1.5</b>

Year	GP	GS	Min	Avg	FG	FGA	Pct.	3pt	3ptA	Pct	FT	FTA	Pct	Off	Def	Tot	Avg	PF	FO	Ast	TO	Blk	Stl	Pts	Avg
2010-11	16	0	218	13.6	7	28	.250	4	8	.500	5	10	.500	4	18	22	1.4	18	0	21	11	0	5	23	1.4
2011-12	8	0	24	3.0	1	5	.200	0	1	.000	1	2	.500	0	3	3	0.4	0	0	4	3	0	0	3	0.4
<b>TOTAL</b>	<b>24</b>	<b>0</b>	<b>242</b>	<b>10.1</b>	<b>8</b>	<b>33</b>	<b>.242</b>	<b>4</b>	<b>9</b>	<b>.444</b>	<b>6</b>	<b>12</b>	<b>.500</b>	<b>4</b>	<b>21</b>	<b>25</b>	<b>1.0</b>	<b>18</b>	<b>0</b>	<b>25</b>	<b>14</b>	<b>0</b>	<b>5</b>	<b>26</b>	<b>1.1</b>



**JOSH HENDERSON**

**40** | RS Sophomore, Center  
6'11" 220 lbs.  
Roanoke, Va.  
Cave Spring HS

**SEASON HIGHS**

**Points:** 10, vs. Monmouth (11/25/11)  
**FG Made:** 4, vs. Monmouth (11/25/11)  
**FG Atts:** 4, vs. Monmouth (11/25/11)  
**3FG Made:**  
**3FG Atts:**  
**FT Made:** 2, 2x, last vs. Monmouth (11/25/11)  
**FT Atts:** 4, vs. Oregon (11/11/11)  
**Rebounds:** 5, vs. Monmouth (11/25/11)  
**Assists:** 4, vs. Bucknell (11/15/11)  
**Turnovers:** 2, vs. Monmouth (11/25/11)  
**Blocks:**  
**Steals:** 1, vs. Cleveland State (11/13/11)  
**Minutes:** 18, vs. Xavier (11/28/11)

**CAREER HIGHS**

**Points:** 10, vs. Monmouth (11/25/11)  
**FG Made:** 4, vs. Monmouth (11/25/11)  
**FG Atts:** 4, 2x, last vs. Xavier (11/28/11)  
**3FG Made:**  
**3FG Atts:**  
**FT Made:** 2, 2x, last vs. Monmouth (11/25/11)  
**FT Atts:** 4, vs. Oregon (11/11/11)  
**Rebounds:** 5, vs. Monmouth (11/25/11)  
**Assists:** 4, vs. Bucknell (11/15/11)  
**Turnovers:** 2, vs. Monmouth (11/25/11)  
**Blocks:**  
**Steals:** 1, vs. Cleveland State (11/13/11)  
**Minutes:** 18, vs. Xavier (11/28/11)

**HENDERSON NOTEBOOK**

- ⊛ Recovering from stress fracture in foot..returned to practice this week and is day-to-day.
- ⊛ Played in eight games in 2011-12 and averaged 2.6 points and 2.9 rebounds.
- ⊛ Played in first game as a collegian against Oregon last year - scored four points and had four rebounds in 11 minutes.
- ⊛ Scored a career-high 10 points vs. Monmouth (11/25); was 4-4 from the floor.
- ⊛ Has team-high four assists vs. Bucknell (11/15)
- ⊛ Redshirted in 2010-11.
- ⊛ Will vie for starting spot at five position.
- ⊛ Signed in the spring of 2010 with the Commodores.
- ⊛ 6'11 center chose Vanderbilt over Virginia, Wake Forest, Davidson, Cincinnati, Maryland, and Penn State.

**HENDERSON GAME-BY-GAME (RS-SOPHOMORE)**

Opponent	M	FG-A	3P-A	FT-A	Reb	PF	A	T	B	S	PTS
N10 Nicholls State											
N16 @Oregon											
N22 Davidson											
N23 Old Spice											
N25 Old Spice											
D1 Villanova											
D6 @Xavier											
D15 Alabama A&M											
D17 Cornell											
D21 vs. MTSU											
D29 Butler											
J2 William & Mary											
J10 Kentucky											
J12 @Arkansas											
J15 Ole Miss											
J19 @South Carolina											
J23 Auburn											
J26 @Missouri											
J29 @Tennessee											
F2 Alabama											
F6 @LSU											
F9 Arkansas											
F13 Tennessee											
F16 Texas A&M											
F20 @Kentucky											
F23 @Mississippi St.											
F27 Georgia											
M2 @Auburn											
M6 @Florida											
M9 South Carolina											

Henderson's Overall Statistics at Vanderbilt

Year	GP	GS	Min	Avg	FG	FGA	Pct	3FG	3FGA	Pct	FT	FTA	Pct	Off	Def	Tot	Avg	PF	FO	Ast	TO	Blk	Stl	Pts	Avg
2011-12	8	0	69	8.6	8	17	.471	0	0	.000	5	9	.556	12	11	23	2.9	15	0	5	5	0	1	21	2.6
<b>TOTAL</b>	<b>8</b>	<b>0</b>	<b>69</b>	<b>8.6</b>	<b>8</b>	<b>17</b>	<b>.471</b>	<b>0</b>	<b>0</b>	<b>.000</b>	<b>5</b>	<b>9</b>	<b>.556</b>	<b>12</b>	<b>11</b>	<b>23</b>	<b>2.9</b>	<b>15</b>	<b>0</b>	<b>5</b>	<b>5</b>	<b>0</b>	<b>1</b>	<b>21</b>	<b>2.6</b>



**SHELDON JETER**

**21**

Freshman, Forward  
6'7" 215 lbs.  
Beaver Falls, Pa.  
Beaver Falls HS

**SEASON HIGHS**

- Points:
- FG Made:
- FG Atts:
- 3FG Made:
- 3FG Atts:
- FT Made:
- FT Atts:
- Rebounds:
- Assists:
- Turnovers:
- Blocks:
- Steals:
- Minutes:

**CAREER HIGHS**

- Points:
- FG Made:
- FG Atts:
- 3FG Made:
- 3FG Atts:
- FT Made:
- FT Atts:
- Rebounds:
- Assists:
- Turnovers:
- Blocks:
- Steals:
- Minutes:

**MISCELLANEOUS**

**JETER NOTEBOOK**

- ⊕ Played 15 minutes vs. St. Xavier, had one rebound and a block.
- ⊕ A very highly decorated player from Beaver Falls High School... Was a first-team All-State selection, and was named the Pittsburgh Post Gazette and Pittsburgh Tribune Review Player of the Year as a senior... Was also his section's Most Valuable Player as a senior... Also named the Beaver County Times Athlete of the Year.
- ⊕ Averaged 22 points, 12 rebounds, five assists, two blocks, and two steals as a senior.
- ⊕ Undecided on major at Vanderbilt.
- ⊕ Advice to youngsters: "Never change who you really are to please other people's insecurities."

**JETER GAME-BY-GAME (FRESHMAN)**

Opponent	M	FG-A	3P-A	FT-A	Reb	PF	A	T	B	S	PTS
N10 Nicholls State											
N16 @Oregon											
N22 Davidson											
N23 Old Spice											
N25 Old Spice											
D1 Villanova											
D6 @Xavier											
D15 Alabama A&M											
D17 Cornell											
D21 vs. MTSU											
D29 Butler											
J2 William & Mary											
J10 Kentucky											
J12 @Arkansas											
J15 Ole Miss											
J19 @South Carolina											
J23 Auburn											
J26 @Missouri											
J29 @Tennessee											
F2 Alabama											
F6 @LSU											
F9 Arkansas											
F13 Tennessee											
F16 Texas A&M											
F20 @Kentucky											
F23 @Mississippi St.											
F27 Georgia											
M2 @Auburn											
M6 @Florida											
M9 South Carolina											



**KEDREN JOHNSON**

**2**

Sophomore, Guard  
6'4" 215 lbs.  
Lewisburg, Tenn.  
Marshall County HS

**SEASON HIGHS**

**Points:** 12, vs. Bucknell (11/15/11)  
**FG Made:** 5, vs. Bucknell (11/15/11)  
**FG Atts:** 7, vs. Bucknell (11/15/11)  
**3FG Made:** 2, 3x, last vs. Lafayette (12/21/11)  
**3FG Atts:** 5, vs. Lafayette (12/21/11)  
**FT Made:** 5, at Georgia (2/19/12)  
**FT Atts:** 6, at Georgia (2/19/12)  
**Rebounds:** 3, 3x, last at Tennessee (3/3/12)  
**Assists:** 3, 3x, last vs. Ole Miss (3/10/12)  
**Turnovers:** 3, 3x, last vs. Florida (2/28/12)  
**Blocks:** 1, 5x, last vs. Arkansas (1/31/12)  
**Steals:** 2, 4x, last vs. Georgia (3/9/12)  
**Minutes:** 24, 2x, last at Georgia (2/19/12)

**CAREER HIGHS**

**Points:** 12, vs. Bucknell (11/15/11)  
**FG Made:** 5, vs. Bucknell (11/15/11)  
**FG Atts:** 7, vs. Bucknell (11/15/11)  
**3FG Made:** 2, 3x, last vs. Lafayette (12/21/11)  
**3FG Atts:** 5, vs. Lafayette (12/21/11)  
**FT Made:** 5, at Georgia (2/19/12)  
**FT Atts:** 6, at Georgia (2/19/12)  
**Rebounds:** 3, 3x, last at Tennessee (3/3/12)  
**Assists:** 5, at Ole Miss (2/16/12)  
**Turnovers:** 3, 3x, last vs. Florida (2/28/12)  
**Blocks:** 1, 5x, last vs. Arkansas (1/31/12)  
**Steals:** 2, 4x, last vs. Georgia (3/9/12)  
**Minutes:** 27, vs. Florida (2/28/12)

**JOHNSON NOTEBOOK**

- ⊛ Played in all 36 games in 2011-12 as a freshman, and averaged 3.1 points and 1.2 points per game.
- ⊛ Scored 19 points and played 37 minutes vs. St. Xavier.
- ⊛ Put the Commodores up for good with lay-in against Kentucky in finals of 2012 SEC Tournament.
- ⊛ Had career-high 12 points vs. Bucknell (11/15). Tied career high in minutes played with 27 vs. Florida (2/28).
- ⊛ Posted career-high five assists at Ole Miss (2/16).
- ⊛ Freshman point guard who starred at nearby Marshall County High School, where he was named Mr. Basketball for the state of Tennessee for Class 2A and was the Tennessean Player of the Year for two years.
- ⊛ Averaged 27.3 points, 10.0 rebounds, 8.0 assists, 3.6 steals and 1.5 blocks in his senior season at Marshall County, where he departed as the school's all-time scoring and assist leader.
- ⊛ Nickname is Kee.
- ⊛ Chose the Commodores over Florida, Louisville, Memphis, and Alabama.

**JOHNSON GAME-BY-GAME (SOPHOMORE)**

Opponent	M	FG-A	3P-A	FT-A	Reb	PF	A	T	B	S	PTS
N10 Nicholls State											
N16 @Oregon											
N22 Davidson											
N23 Old Spice											
N25 Old Spice											
D1 Villanova											
D6 @Xavier											
D15 Alabama A&M											
D17 Cornell											
D21 vs. MTSU											
D29 Butler											
J2 William & Mary											
J10 Kentucky											
J12 @Arkansas											
J15 Ole Miss											
J19 @South Carolina											
J23 Auburn											
J26 @Missouri											
J29 @Tennessee											
F2 Alabama											
F6 @LSU											
F9 Arkansas											
F13 Tennessee											
F16 Texas A&M											
F20 @Kentucky											
F23 @Mississippi St.											
F27 Georgia											
M2 @Auburn											
M6 @Florida											
M9 South Carolina											

Johnson's Overall Statistics at Vanderbilt

Year	GP	GS	Min	Avg	FG	FGA	Pct	3FG	3FGA	Pct	FT	FTA	Pct	Off	Def	Tot	Avg	PF	FO	Ast	TO	Blk	Stl	Pts	Avg
2011-12	36	0	521	14.5	37	108	.343	10	42	.238	27	34	.794	2	42	44	1.2	32	0	66	42	5	18	111	3.1
<b>TOTAL</b>	<b>36</b>	<b>0</b>	<b>521</b>	<b>14.5</b>	<b>37</b>	<b>108</b>	<b>.343</b>	<b>10</b>	<b>42</b>	<b>.238</b>	<b>27</b>	<b>34</b>	<b>.794</b>	<b>2</b>	<b>42</b>	<b>44</b>	<b>1.2</b>	<b>32</b>	<b>0</b>	<b>66</b>	<b>42</b>	<b>5</b>	<b>18</b>	<b>111</b>	<b>3.1</b>

Johnson's SEC Statistics at Vanderbilt

Year	GP	GS	Min	Avg	FG	FGA	Pct	3FG	3FGA	Pct	FT	FTA	Pct	Off	Def	Tot	Avg	PF	FO	Ast	TO	Blk	Stl	Pts	Avg
2011-12	16	0	225	14.1	11	36	.306	2	11	.182	13	16	.813	1	18	19	1.2	15	0	32	16	3	4	37	2.3
<b>TOTAL</b>	<b>16</b>	<b>0</b>	<b>225</b>	<b>14.1</b>	<b>11</b>	<b>36</b>	<b>.306</b>	<b>2</b>	<b>11</b>	<b>.182</b>	<b>13</b>	<b>16</b>	<b>.813</b>	<b>1</b>	<b>18</b>	<b>19</b>	<b>1.2</b>	<b>15</b>	<b>0</b>	<b>32</b>	<b>16</b>	<b>3</b>	<b>4</b>	<b>37</b>	<b>2.3</b>



**CARTER JOSEPHS**

**14**

Freshman, Guard  
5'10" 165 lbs.  
San Antonio, Texas  
Tom C. Clark HS

**SEASON HIGHS**

- Points:
- FG Made:
- FG Atts:
- 3FG Made:
- 3FG Atts:
- FT Made:
- FT Atts:
- Rebounds:
- Assists:
- Turnovers:
- Blocks:
- Steals:
- Minutes:

**CAREER HIGHS**

- Points:
- FG Made:
- FG Atts:
- 3FG Made:
- 3FG Atts:
- FT Made:
- FT Atts:
- Rebounds:
- Assists:
- Turnovers:
- Blocks:
- Steals:
- Minutes:

**MISCELLANEOUS**

**JOSEPHS NOTEBOOK**

- ⊕ Walk-on guard from San Antonio, Texas, who played at Tom C. Clark High School.
- ⊕ Was his team's captain and defensive MVP in 2011-12, where he averaged 7.8 points, 5.2 assists, and 3.7 rebounds per game.
- ⊕ Academically, he was a member of the National Honor Society and the Spanish National Honor Society, and was a National Achievement Scholar Semifinalist, and won the Clark Principal's Award from 2009-12.
- ⊕ Plans to major in mechanical engineering.
- ⊕ Advice to youngsters: "Work harder than everyone else."

**JOSEPHS GAME-BY-GAME (FRESHMAN)**

Opponent	M	FG-A	3P-A	FT-A	Reb	PF	A	T	B	S	PTS
N10 Nicholls State											
N16 @Oregon											
N22 Davidson											
N23 Old Spice											
N25 Old Spice											
D1 Villanova											
D6 @Xavier											
D15 Alabama A&M											
D17 Cornell											
D21 vs. MTSU											
D29 Butler											
J2 William & Mary											
J10 Kentucky											
J12 @Arkansas											
J15 Ole Miss											
J19 @South Carolina											
J23 Auburn											
J26 @Missouri											
J29 @Tennessee											
F2 Alabama											
F6 @LSU											
F9 Arkansas											
F13 Tennessee											
F16 Texas A&M											
F20 @Kentucky											
F23 @Mississippi St.											
F27 Georgia											
M2 @Auburn											
M6 @Florida											
M9 South Carolina											



**SHELBY MOATS**

**34**

Sophomore, Forward  
6'8" 225 lbs.  
Waconia, Minn.  
Waconia HS

**SEASON HIGHS**

**Points:** 5, vs. Lafayette (12/21/11)  
**FG Made:** 2, vs. Lafayette (12/21/11)  
**FG Atts:** 3, 2x, last vs. Lafayette (12/21/11)  
**3FG Made:** 1, 2x, last vs. Lafayette (12/21/11)  
**3FG Atts:** 3, vs. Monmouth (11/25/11)  
**FT Made:**  
**FT Atts:** 1, vs. Lafayette (12/21/11)  
**Rebounds:** 6, vs. Monmouth (11/25/11)  
**Assists:** 2, vs. Bucknell (11/15/11)  
**Turnovers:** 4, vs. Monmouth (11/25/11)  
**Blocks:** 2, vs. Ole Miss (2/16/12)  
**Steals:** 1, vs. Monmouth (11/25/11)  
**Minutes:** 13, vs. Monmouth (11/25/11)

**CAREER HIGHS**

**Points:** 5, vs. Lafayette (12/21/11)  
**FG Made:** 2, vs. Lafayette (12/21/11)  
**FG Atts:** 3, 2x, last vs. Lafayette (12/21/11)  
**3FG Made:** 1, 2x, last vs. Lafayette (12/21/11)  
**3FG Atts:** 3, vs. Monmouth (11/25/11)  
**FT Made:**  
**FT Atts:** 1, vs. Lafayette (12/21/11)  
**Rebounds:** 6, vs. Monmouth (11/25/11)  
**Assists:** 2, vs. Bucknell (11/15/11)  
**Turnovers:** 4, vs. Monmouth (11/25/11)  
**Blocks:** 2, at Ole Miss (2/16/12)  
**Steals:** 1, vs. Monmouth (11/25/11)  
**Minutes:** 13, vs. Monmouth (11/25/11)

**MOATS NOTEBOOK**

- ✪ Played in 16 games last season as a true freshman and averaged 0.5 points and 0.9 rebounds per game.
- ✪ Started at five position vs. St. Xavier, played 21 minutes, scored two points and had five rebounds.
- ✪ Expected to play major minutes for the Dores in the post this season.
- ✪ Had first two blocks of his collegiate career at Ole Miss (2/16).
- ✪ Made first career 3-pointer vs Monmouth (11/25); also added career-high six boards vs. Monmouth.
- ✪ Powerfully-built power forward who has excellent shooting touch from beyond-the-arc.
- ✪ Was the valedictorian of his Waconia High School senior class in 2011.
- ✪ Four-year varsity letterwinner in basketball, two-year captain, and a two-year letterman in football at Waconia
- ✪ Averaged 22 points and 12 rebounds in his senior year at Waconia and ended his career with 1,772 points and 985 rebounds.
- ✪ Plans on majoring in Economics at Vanderbilt.
- ✪ Chose the Commodores over Washington State and Northwestern.

**MOATS GAME-BY-GAME (SOPHOMORE)**

Opponent	M	FG-A	3P-A	FT-A	Reb	PF	A	T	B	S	PTS
N10 Nicholls State											
N16 @Oregon											
N22 Davidson											
N23 Old Spice											
N25 Old Spice											
D1 Villanova											
D6 @Xavier											
D15 Alabama A&M											
D17 Cornell											
D21 vs. MTSU											
D29 Butler											
J2 William & Mary											
J10 Kentucky											
J12 @Arkansas											
J15 Ole Miss											
J19 @South Carolina											
J23 Auburn											
J26 @Missouri											
J29 @Tennessee											
F2 Alabama											
F6 @LSU											
F9 Arkansas											
F13 Tennessee											
F16 Texas A&M											
F20 @Kentucky											
F23 @Mississippi St.											
F27 Georgia											
M2 @Auburn											
M6 @Florida											
M9 South Carolina											

Moats' Overall Statistics at Vanderbilt

Year	GP	GS	Min	Avg	FG	FGA	Pct	3FG	3FGA	Pct	FT	FTA	Pct	Off	Def	Tot	Avg	PF	FO	Ast	TO	Blk	Stl	Pts	Avg
2011-12	16	0	65	4.1	3	13	.231	2	11	.182	0	1	.000	3	12	15	0.9	8	0	5	6	3	1	8	0.5
<b>TOTAL</b>	<b>16</b>	<b>0</b>	<b>65</b>	<b>4.1</b>	<b>3</b>	<b>13</b>	<b>.231</b>	<b>2</b>	<b>11</b>	<b>.182</b>	<b>0</b>	<b>1</b>	<b>.000</b>	<b>3</b>	<b>12</b>	<b>15</b>	<b>0.9</b>	<b>8</b>	<b>0</b>	<b>5</b>	<b>6</b>	<b>3</b>	<b>1</b>	<b>8</b>	<b>0.5</b>

Moats' SEC Statistics at Vanderbilt

Year	GP	GS	Min	Avg	FG	FGA	Pct	3FG	3FGA	Pct	FT	FTA	Pct	Off	Def	Tot	Avg	PF	FO	Ast	TO	Blk	Stl	Pts	Avg
2011-12	7	0	16	2.3	0	2	.000	0	2	.000	0	0	.000	0	4	4	0.6	1	0	0	1	3	0	0	0.0
<b>TOTAL</b>	<b>7</b>	<b>0</b>	<b>16</b>	<b>2.3</b>	<b>0</b>	<b>2</b>	<b>.000</b>	<b>0</b>	<b>2</b>	<b>.000</b>	<b>0</b>	<b>0</b>	<b>.000</b>	<b>0</b>	<b>4</b>	<b>4</b>	<b>0.6</b>	<b>1</b>	<b>0</b>	<b>0</b>	<b>1</b>	<b>3</b>	<b>0</b>	<b>0</b>	<b>0.0</b>



**ROD ODOM**

**O**

Junior, Forward  
6'9" 220 lbs.  
Central Islip, N.Y.  
Middlesex School (Mass.)

**SEASON HIGHS**

**Points:** 10, vs. Bucknell (11/15/11)  
**FG Made:** 4, vs. Bucknell (11/15/11)  
**FG Atts:** 7, vs. Bucknell (11/15/11)  
**3FG Made:** 2, 2x, last vs. South Carolina (1/10/12)  
**3FG Atts:** 3, 2x, last vs. Lafayette (12/21/11)  
**FT Made:** 3, 2x, last vs. Auburn (1/7/12)  
**FT Atts:** 6, vs. Oregon (11/11/11)  
**Rebounds:** 8, vs. Oregon (11/11/11)  
**Assists:** 2, 4x, last vs. S.C. (2/22/12)  
**Turnovers:** 4, vs. Longwood (12/19/11)  
**Blocks:** 1, 6x, vs. Kentucky (2/11/12)  
**Steals:** 2, at Davidson (12/7/11)  
**Minutes:** 27, vs. Harvard (3/15/12)

**CAREER HIGHS**

**Points:** 12, vs. Arkansas (1/29/11);  
**FG Made:** 5, vs. West Virginia (11/19/10);  
**FG Atts:** 9, vs. West Virginia (11/19/10);  
**3FG Made:** 3, 4x, last at Georgia (2/16/11);  
**3FG Atts:** 5, 3x, last at Georgia (2/16/11);  
**FT Made:** 3, 3x, last vs. Auburn (1/7/12);  
**FT Atts:** 6, vs. Oregon (11/11/11)  
**Rebounds:** 8, vs. vs. Oregon (11/11/11);  
**Assists:** 2, 5x, last vs. S.C. (2/22/12);  
**Turnovers:** 5 vs. Belmont (12/4/10);  
**Blocks:** 2 at Missouri (12/8/10);  
**Steals:** 4 at Missouri (12/8/10);  
**Minutes:** 27, 3x, last vs. Harvard (3/15/12)

**MISCELLANEOUS**

	2011-12	Career
Double-Digit Scoring	1	6
3+ 3-Pt FG's	-	4
Starts	2	10

**ODOM NOTEBOOK**

- ⊛ Played in all 70 games in his Commodores career, will be called upon for leadership on and off the court this season.
- ⊛ Averaged 2.4 points and 2.0 rebounds per game last season.
- ⊛ Scored 12 points and grabbed three rebounds in 30 minutes vs. St. Xavier.
- ⊛ Recorded a career-high of eight rebounds vs. Oregon (11/11). His previous best was seven vs. Kentucky on February 12, 2011.
- ⊛ Scored five points and had six rebounds in 27 minutes against Harvard (3/15).
- ⊛ Tallied six rebounds vs. LSU, his best in SEC play this season.
- ⊛ Scored in double-figures vs. Bucknell with 10 points (11/15)
- ⊛ Made first start of his career vs. Monmouth (11/25/11).
- ⊛ Power forward who played in all 34 games as a true freshman...Started eight games.
- ⊛ Averaged 3.9 points and 2.6 rebounds per game as a freshman.
- ⊛ Scored in double-figures in five games in 2010-11, and tallied a career-high 12 points against Arkansas (1/29/11).
- ⊛ Scored 10 points and had five rebounds off of the bench vs. Florida (3/5/11).
- ⊛ Tallied 11 points at Georgia (2/16), grabbed 5 rebounds, and was 3-of-5 from beyond the arc.
- ⊛ Scored five points in collegiate debut vs. Presbyterian in 2010; made his first three-point basket on Brad Tinsley's 10th assist, which capped off the school's first ever triple-double.
- ⊛ Chose the Commodores over Harvard, West Virginia, Arizona, UConn, Louisville, Boston College, Michigan, and Oklahoma State.

**ODOM GAME-BY-GAME (JUNIOR)**

Opponent	M	FG-A	3P-A	FT-A	Reb	PF	A	T	B	S	PTS
N10 Nicholls State											
N16 @Oregon											
N22 Davidson											
N23 Old Spice											
N25 Old Spice											
D1 Villanova											
D6 @Xavier											
D15 Alabama A&M											
D17 Cornell											
D21 vs. MTSU											
D29 Butler											
J2 William & Mary											
J10 Kentucky											
J12 @Arkansas											
J15 Ole Miss											
J19 @South Carolina											
J23 Auburn											
J26 @Missouri											
J29 @Tennessee											
F2 Alabama											
F6 @LSU											
F9 Arkansas											
F13 Tennessee											
F16 Texas A&M											
F20 @Kentucky											
F23 @Mississippi St.											
F27 Georgia											
M2 @Auburn											
M6 @Florida											
M9 South Carolina											

Odom's Overall Statistics at Vanderbilt

Year	GP	GS	Min	Avg	FG	FGA	Pct	3FG	3FGA	Pct	FT	FTA	Pct	Off	Def	Tot	Avg	PF	FO	Ast	TO	Blk	Stl	Pts	Avg
2010-11	34	8	533	15.7	47	115	.409	28	75	.373	10	16	.625	35	53	88	2.6	71	1	12	38	4	15	132	3.9
2011-12	36	2	517	14.4	30	77	.390	15	40	.375	12	22	.545	25	48	73	2.0	70	0	19	20	8	7	87	2.4
<b>TOTAL</b>	<b>70</b>	<b>10</b>	<b>1050</b>	<b>15.0</b>	<b>77</b>	<b>192</b>	<b>.401</b>	<b>43</b>	<b>115</b>	<b>.374</b>	<b>22</b>	<b>38</b>	<b>.579</b>	<b>60</b>	<b>101</b>	<b>161</b>	<b>2.3</b>	<b>141</b>	<b>1</b>	<b>31</b>	<b>58</b>	<b>12</b>	<b>22</b>	<b>219</b>	<b>3.1</b>

Odom's SEC Statistics at Vanderbilt

Year	GP	GS	Min	Avg	FG	FGA	Pct.	3pt	3ptA	Pct	FT	FTA	Pct	Off	Def	Tot	Avg	PF	FO	Ast	TO	Blk	Stl	Pts	Avg
2010-11	16	4	268	16.8	24	51	.471	13	32	.406	4	6	.667	15	25	40	2.5	37	1	6	20	0	6	65	4.1
2011-12	16	0	205	12.8	9	25	.360	6	15	.400	8	13	.615	6	21	27	1.7	24	0	13	7	3	2	32	2.0
<b>TOTAL</b>	<b>32</b>	<b>4</b>	<b>473</b>	<b>14.8</b>	<b>33</b>	<b>76</b>	<b>.434</b>	<b>19</b>	<b>47</b>	<b>.404</b>	<b>12</b>	<b>19</b>	<b>.632</b>	<b>21</b>	<b>46</b>	<b>67</b>	<b>2.1</b>	<b>61</b>	<b>1</b>	<b>19</b>	<b>27</b>	<b>3</b>	<b>8</b>	<b>97</b>	<b>3.0</b>



**DAI-JON PARKER**

**24** Freshman, Guard  
6'3" 190 lbs.  
Baton Rouge, La.  
Milton HS (Ga.)

**SEASON HIGHS**

- Points:** 10, vs. Monmouth (11/25/11)
- FG Made:** 4, vs. Monmouth (11/25/11)
- FG Atts:** 10, vs. Bucknell (11/15/11)
- 3FG Made:** 2, 2x, last vs. Auburn (1/7/12)
- 3FG Atts:** 7, vs. Bucknell (11/15/11)
- FT Made:** 4, vs. Georgia (1/14/12)
- FT Atts:** 4, vs. Georgia (1/14/12)
- Rebounds:** 5, vs. Georgia (1/14/12)
- Assists:** 3, vs. Monmouth (11/25/11)
- Turnovers:** 2, 5x, last vs. S. Carolina (2/22/12)
- Blocks:** 1, 7x, last at Marquette (12/29/11)
- Steals:** 2, 2x, last at Ole Miss (2/16/12)
- Minutes:** 22, vs. Bucknell (11/15/11)

**CAREER HIGHS**

- Points:** 10, vs. Monmouth (11/25/11)
- FG Made:** 4, vs. Monmouth (11/25/11)
- FG Atts:** 10, vs. Bucknell (11/15/11)
- 3FG Made:** 2, 2x, last vs. Auburn (1/7/12)
- 3FG Atts:** 7, vs. Bucknell (11/15/11)
- FT Made:** 4, vs. Georgia (1/14/12)
- FT Atts:** 4, vs. Georgia (1/14/12)
- Rebounds:** 5, vs. Georgia (1/14/12)
- Assists:** 3, vs. Monmouth (11/25/11)
- Turnovers:** 2, 4x, last vs. Georgia (2/19/12)
- Blocks:** 1, 6x, last at Marquette (12/29/11)
- Steals:** 2, 2x, last at Ole Miss (2/16/12)
- Minutes:** 22, vs. Bucknell (11/15/11)

**PARKER NOTEBOOK**

- ⊕ Played in all 36 games as a true freshman, and averaged 1.7 points and 1.0 rebounds per game.
- ⊕ Suspended indefinitely to begin 2012 season.
- ⊕ Played nine minutes in collegiate debut vs. Oregon (11/11).
- ⊕ Tied a career high with two made threes against Auburn (1/7).
- ⊕ Had career high four free throws made and five rebounds vs. Georgia (1/14).
- ⊕ Scored career-high 10 points vs. Monmouth (11/25), his first double-digit scoring game.
- ⊕ Athletic shooting guard whose Milton High School team in Alpharetta, Ga., had three other Division I players in the starting five.
- ⊕ Standout three-sport athlete in high school.
- ⊕ Averaged 14 points, six rebounds, five assists, two blocks and two steals in his senior season at Milton.
- ⊕ His 2010 Milton team captured the Class 5A state championship, and the 2011 team won the regional championship.
- ⊕ Milton teammates Shannon Scott (Ohio State), Julian Royal (Georgia Tech), and Jordan Loyd (Furman) all signed to play Division I basketball.
- ⊕ Advice to youngsters: "Get the grades, basketball isn't going anywhere."

**PARKER GAME-BY-GAME (SOPHOMORE)**

Opponent	M	FG-A	3P-A	FT-A	Reb	PF	A	T	B	S	PTS
N10 Nicholls State											
N16 @Oregon											
N22 Davidson											
N23 Old Spice											
N25 Old Spice											
D1 Villanova											
D6 @Xavier											
D15 Alabama A&M											
D17 Cornell											
D21 vs. MTSU											
D29 Butler											
J2 William & Mary											
J10 Kentucky											
J12 @Arkansas											
J15 Ole Miss											
J19 @South Carolina											
J23 Auburn											
J26 @Missouri											
J29 @Tennessee											
F2 Alabama											
F6 @LSU											
F9 Arkansas											
F13 Tennessee											
F16 Texas A&M											
F20 @Kentucky											
F23 @Mississippi St.											
F27 Georgia											
M2 @Auburn											
M6 @Florida											
M9 South Carolina											

Parker's Overall Statistics at Vanderbilt

Year	GP	GS	Min	Avg	FG	FGA	Pct	3FG	3FGA	Pct	FT	FTA	Pct	Off	Def	Tot	Avg	PF	FO	Ast	TO	Blk	Stl	Pts	Avg
2011-12	36	0	398	11.1	22	71	.310	11	44	.250	6	9	.667	5	30	35	1.0	28	0	25	17	6	9	61	1.7
<b>TOTAL</b>	<b>36</b>	<b>0</b>	<b>398</b>	<b>11.1</b>	<b>22</b>	<b>71</b>	<b>.310</b>	<b>11</b>	<b>44</b>	<b>.250</b>	<b>6</b>	<b>9</b>	<b>.667</b>	<b>5</b>	<b>30</b>	<b>35</b>	<b>1.0</b>	<b>28</b>	<b>0</b>	<b>25</b>	<b>17</b>	<b>6</b>	<b>9</b>	<b>61</b>	<b>1.7</b>

Parker's SEC Statistics at Vanderbilt

Year	GP	GS	Min	Avg	FG	FGA	Pct	3FG	3FGA	Pct	FT	FTA	Pct	Off	Def	Tot	Avg	PF	FO	Ast	TO	Blk	Stl	Pts	Avg
2011-12	16	0	171	10.7	10	23	.435	6	16	.375	4	5	.800	1	18	19	1.2	16	0	9	8	0	2	30	1.9
<b>TOTAL</b>	<b>16</b>	<b>0</b>	<b>171</b>	<b>10.7</b>	<b>10</b>	<b>23</b>	<b>.435</b>	<b>6</b>	<b>16</b>	<b>.375</b>	<b>4</b>	<b>5</b>	<b>.800</b>	<b>1</b>	<b>18</b>	<b>19</b>	<b>1.2</b>	<b>16</b>	<b>0</b>	<b>9</b>	<b>8</b>	<b>0</b>	<b>2</b>	<b>30</b>	<b>1.9</b>



**JAMES SIAKAM**

**35**

RS Freshman, Forward  
6'7" 210 lbs.  
Douala, Cameroon  
Brehm Prep (Ill.)

**SEASON HIGHS**

**Points:** 2, 2x, last vs. Ole Miss (2/16/12)  
**FG Made:** 1, 2x, last vs. Ole Miss (2/16/12)  
**FG Atts:** 1, 5x, last vs. Georgia (3/9/12)  
**3FG Made:**  
**3FG Atts:**  
**FT Made:** 1, 2x, last vs. Monmouth (11/25/11)  
**FT Atts:** 2, 2x, last vs. Monmouth (11/25/11)  
**Rebounds:** 1, 2x, last vs. Ole Miss (2/16/12)  
**Assists:**  
**Turnovers:** 1, vs. Longwood (12/19/11)  
**Blocks:** 1, vs. Georgia (3/9/12)  
**Steals:**  
**Minutes:** 5, vs. Longwood (12/19/11)

**CAREER HIGHS**

**Points:** 2,2x, last vs. Ole Miss (2/16/12)  
**FG Made:** 1, 2x, last vs. Ole Miss (2/16/12)  
**FG Atts:** 1, 5x, last vs. Georgia (3/9/12)  
**3FG Made:**  
**3FG Atts:**  
**FT Made:** 1, 2x, last vs. Monmouth (11/25/11)  
**FT Atts:** 2, 2x, last vs. Monmouth (11/25/11)  
**Rebounds:** 1, 2x, last vs. Ole Miss (2/16/12)  
**Assists:**  
**Turnovers:** 1, vs. Longwood (12/19/11)  
**Blocks:** 1, vs. Georgia (3/9/12)  
**Steals:**  
**Minutes:** 5, vs. Longwood (12/19/11)

**SIAKAM NOTEBOOK**

- ✪ Played in 13 games in 2011-12, and averaged 0.5 points and 0.2 rebounds per game.
- ✪ Was a dominant force around the basket vs. St. Xavier, posting a 22-point, 17-rebound effort - both would have been career highs. He had 11 offensive rebounds, and had a double-double before the first half was complete.
- ✪ Appeared in first game of his college career against Cleveland St. (11/13/11); scored first point of career against Bucknell (11/15).
- ✪ Tallied his first collegiate field goal against LSU (2/9).
- ✪ Redshirted in 2010-11.
- ✪ Averaged 18 points, 10 rebounds, and five blocks per game for his Brehm (Ill.) Prep team.
- ✪ Chose the Commodores over Southern Illinois, Marquette, Illinois, Florida, Virginia, and UCLA.
- ✪ Advice to youngsters: "Work hard for whatever you want because nothing is free. Stay humble, and above all, put God first in any of your endeavors."

**SIAKAM GAME-BY-GAME (RS-SOPHOMORE)**

Opponent	M	FG-A	3P-A	FT-A	Reb	PF	A	T	B	S	PTS
N10 Nicholls State											
N16 @Oregon											
N22 Davidson											
N23 Old Spice											
N25 Old Spice											
D1 Villanova											
D6 @Xavier											
D15 Alabama A&M											
D17 Cornell											
D21 vs. MTSU											
D29 Butler											
J2 William & Mary											
J10 Kentucky											
J12 @Arkansas											
J15 Ole Miss											
J19 @South Carolina											
J23 Auburn											
J26 @Missouri											
J29 @Tennessee											
F2 Alabama											
F6 @LSU											
F9 Arkansas											
F13 Tennessee											
F16 Texas A&M											
F20 @Kentucky											
F23 @Mississippi St.											
F27 Georgia											
M2 @Auburn											
M6 @Florida											
M9 South Carolina											

Siakam's Overall Statistics at Vanderbilt

Year	GP	GS	Min	Avg	FG	FGA	Pct	3FG	3FGA	Pct	FT	FTA	Pct	Off	Def	Tot	Avg	PF	FO	Ast	TO	Blk	Stl	Pts	Avg
2011-12	13	0	25	1.9	2	5	.400	0	0	.000	2	4	.500	1	1	2	0.2	3	0	0	1	1	0	6	0.5
<b>TOTAL</b>	<b>13</b>	<b>0</b>	<b>25</b>	<b>1.9</b>	<b>2</b>	<b>5</b>	<b>.400</b>	<b>0</b>	<b>0</b>	<b>.000</b>	<b>2</b>	<b>4</b>	<b>.500</b>	<b>1</b>	<b>1</b>	<b>2</b>	<b>0.2</b>	<b>3</b>	<b>0</b>	<b>0</b>	<b>1</b>	<b>1</b>	<b>0</b>	<b>6</b>	<b>0.5</b>

Siakam's SEC Statistics at Vanderbilt

Year	GP	GS	Min	Avg	FG	FGA	Pct	3FG	3FGA	Pct	FT	FTA	Pct	Off	Def	Tot	Avg	PF	FO	Ast	TO	Blk	Stl	Pts	Avg
2011-12	6	0	9	1.5	2	2	1.000	0	0	.000	0	0	.000	1	1	2	0.3	3	0	0	0	0	0	4	0.7
<b>TOTAL</b>	<b>6</b>	<b>0</b>	<b>9</b>	<b>1.5</b>	<b>2</b>	<b>2</b>	<b>1.000</b>	<b>0</b>	<b>0</b>	<b>.000</b>	<b>0</b>	<b>0</b>	<b>.000</b>	<b>1</b>	<b>1</b>	<b>2</b>	<b>0.3</b>	<b>3</b>	<b>0</b>	<b>0</b>	<b>0</b>	<b>0</b>	<b>0</b>	<b>4</b>	<b>0.7</b>



**NATHAN WATKINS**

**10**

Freshman, Guard  
6'5" 190 lbs.  
Brentwood, Tenn.  
Ensworth School

**SEASON HIGHS**

- Points:
- FG Made:
- FG Atts:
- 3FG Made:
- 3FG Atts:
- FT Made:
- FT Atts:
- Rebounds:
- Assists:
- Turnovers:
- Blocks:
- Steals:
- Minutes:

**CAREER HIGHS**

- Points:
- FG Made:
- FG Atts:
- 3FG Made:
- 3FG Atts:
- FT Made:
- FT Atts:
- Rebounds:
- Assists:
- Turnovers:
- Blocks:
- Steals:
- Minutes:

**MISCELLANEOUS**

**WATKINS NOTEBOOK**

- ✪ Walk-on guard from Brentwood, Tenn., who played at Ensworth School in Nashville.
- ✪ Averaged 13 points and five rebounds in his senior season at Ensworth, where he was team captain.
- ✪ In his junior and senior years, he was a part of two state and regional championship teams, and his Ensworth squad claimed the 2012 Naples Daily News Tournament Championship.
- ✪ Individually, he was named to the TSSAA State All-Tournament team and the Tennessee Prep Hoops All-Region team in his senior season, while also being named a finalist for the Moss-Oliver Award, an award the Nashville City Civitan Club presents annually to a girl and boy basketball player from a Nashville high school who excels in athletics, academics, school activities and community involvement.
- ✪ Undecided on major at Vanderbilt.
- ✪ Advice to youngsters: "Never be satisfied with where you're at."

**WATKINS GAME-BY-GAME (FRESHMAN)**

Opponent	M	FG-A	3P-A	FT-A	Reb	PF	A	T	B	S	PTS
N10 Nicholls State											
N16 @Oregon											
N22 Davidson											
N23 Old Spice											
N25 Old Spice											
D1 Villanova											
D6 @Xavier											
D15 Alabama A&M											
D17 Cornell											
D21 vs. MTSU											
D29 Butler											
J2 William & Mary											
J10 Kentucky											
J12 @Arkansas											
J15 Ole Miss											
J19 @South Carolina											
J23 Auburn											
J26 @Missouri											
J29 @Tennessee											
F2 Alabama											
F6 @LSU											
F9 Arkansas											
F13 Tennessee											
F16 Texas A&M											
F20 @Kentucky											
F23 @Mississippi St.											
F27 Georgia											
M2 @Auburn											
M6 @Florida											
M9 South Carolina											

**2011-12 Vanderbilt Basketball**  
**Vanderbilt Combined Team Statistics (as of Mar 19, 2012)**  
**All games**

Overall record: 25-11 Conf: 10-6 Home: 13-5 Away: 6-5 Neutral: 6-1

##	Player	gp-gs	min	Total		3-Point		F-Throw		Rebounds				pf	dq	a	to	blk	stl	pts	avg	
				fg-fga	fg%	3fg-fga	3fg%	ft-fa	ft%	off	def	tot	avg									
23	JENKINS, John	35-35	1177	33.6	217-458	.474	134-305	.439	128-153	.837	16	85	101	2.9	42	0	42	55	11	29	696	19.9
44	TAYLOR, Jeffery	36-36	1157	32.1	210-426	.493	66-156	.423	95-157	.605	77	123	200	5.6	67	1	62	79	16	46	581	16.1
03	EZELI, Festus	26-22	603	23.2	89-165	.539	0-0	.000	84-139	.604	62	92	154	5.9	82	5	8	58	52	11	262	10.1
01	TINSLEY, Brad	36-36	989	27.5	110-232	.474	44-106	.415	59-69	.855	5	87	92	2.6	62	0	147	71	5	22	323	9.0
05	GOULBOURNE, Lanc	36-35	1005	27.9	104-228	.456	17-55	.309	87-128	.680	72	177	249	6.9	83	1	44	68	25	54	312	8.7
33	TCHIENGANG, Steve	35-13	605	17.3	43-93	.462	6-22	.273	28-37	.757	41	76	117	3.3	78	2	18	34	12	11	120	3.4
02	JOHNSON, Kedren	36-0	521	14.5	37-108	.343	10-42	.238	27-34	.794	2	42	44	1.2	32	0	66	42	5	18	111	3.1
40	HENDERSON, Josh	8-0	69	8.6	8-17	.471	0-0	.000	5-9	.556	12	11	23	2.9	15	0	5	5	0	1	21	2.6
45	ODOM, Rod	36-2	517	14.4	30-77	.390	15-40	.375	12-22	.545	25	48	73	2.0	70	0	19	20	8	7	87	2.4
24	PARKER, Dai-Jon	36-0	398	11.1	22-71	.310	11-44	.250	6-9	.667	5	30	35	1.0	28	0	25	17	6	9	61	1.7
12	SMART, Jordan	8-0	16	2.0	4-5	.800	2-3	.667	0-0	.000	0	3	3	0.4	2	0	0	0	0	0	10	1.3
11	FULLER, Kyle	18-1	125	6.9	6-22	.273	0-8	.000	5-8	.625	2	14	16	0.9	7	0	17	10	0	5	17	0.9
34	MOATS, Shelby	16-0	65	4.1	3-13	.231	2-11	.182	0-1	.000	3	12	15	0.9	8	0	5	6	3	1	8	0.5
35	SIKAM, James	13-0	25	1.9	2-5	.400	0-0	.000	2-4	.500	1	1	2	0.2	3	0	0	1	1	0	6	0.5
14	NOLL, Aaron	4-0	3	0.8	0-1	.000	0-0	.000	0-0	.000	1	0	1	0.3	0	0	0	0	0	0	0	0.0
	Team										49	70	119		1		10					
	Total.....	36	7275		885-1921	.461	307-792	.388	538-770	.699	373	871	1244	34.6	580	9	458	476	144	214	2615	72.6
	Opponents.....	36	7275		861-2055	.419	206-667	.309	411-588	.699	407	782	1189	33.0	658	-	405	452	128	251	2339	65.0

TEAM STATISTICS	VANDY	OPP	Date	Opponent	Score	Att.
SCORING	2615	2339	11/11/11	OREGON	w 78-64	14316
Points per game	72.6	65.0	^ 11/13/11	CLEVELAND STATE	L 58-71	13503
Scoring margin	+7.7	-	^ 11/15/11	BUCKNELL	w 80-68	12543
FIELD GOALS-ATT	885-1921	861-2055	# 11/19/11	vs North Carolina State	w 86-79	4187
Field goal pct	.461	.419	# 11/21/11	vs Oregon State	w 64-62	3294
3 POINT FG-ATT	307-792	206-667	11/25/11	MONMOUTH	w 95-73	12807
3-point FG pct	.388	.309	11/28/11	XAVIER	Lot 70-82	14316
3-pt FG made per game	8.5	5.7	12/2/11	at Louisville	Lot 60-62	22728
FREE THROWS-ATT	538-770	411-588	12/7/11	at Davidson	w 87-83	4475
Free throw pct	.699	.699	12/17/11	INDIANA STATE	L 55-61	13310
F-Throws made per game	14.9	11.4	12/19/11	LONGWOOD	w 99-71	12886
REBOUNDS	1244	1189	12/21/11	LAFAYETTE	w 89-58	13034
Rebounds per game	34.6	33.0	12/29/11	at Marquette	w 74-57	15684
Rebounding margin	+1.5	-	1/2/12	MIAMI (OHIO)	w 69-62	13162
ASSISTS	458	405	* 1/7/12	AUBURN	w 65-35	13473
Assists per game	12.7	11.3	* 1/10/12	at South Carolina	w 67-57	8353
TURNOVERS	476	452	* 1/14/12	GEORGIA	w 77-66	14316
Turnovers per game	13.2	12.6	* 1/19/12	at Alabama	w 69-59	12202
Turnover margin	-0.7	-	* 1/21/12	MISSISSIPPI STATE	Lot 77-78	14316
Assist/turnover ratio	1.0	0.9	* 1/24/12	TENNESSEE	w 65-47	14316
STEALS	214	251	1/28/12	MIDDLE TENNESSEE STA	w 84-77	14316
Steals per game	5.9	7.0	* 1/31/12	at Arkansas	L 74-82	13678
BLOCKS	144	128	* 2/4/12	at Florida	L 65-73	11270
Blocks per game	4.0	3.6	* 2/8/12	LSU	w 76-61	13610
ATTENDANCE	246561	208159	* 2/11/12	KENTUCKY	L 63-69	14316
Home games-Avg/Game	18-13698	11-13521	* 2/16/12	at Ole Miss	w 102-76	5954
Neutral site-Avg/Game	-	7-8490	* 2/19/22	at Georgia	w 61-52	7823
			* 2/22/12	SOUTH CAROLINA	w 59-48	13705
			* 2/25/12	at Kentucky	L 74-83	24388
			* 2/28/12	FLORIDA	w 77-67	14316
			* 3/3/12	at Tennessee	L 61-68	22172
			! 3/9/12	vs Georgia	w 63-41	10526
			! 3/10/12	vs Ole Miss	w 65-53	18523
			! 3/11/12	vs Kentucky	w 71-64	0
			+ 3/15/12	vs Harvard	w 79-70	10774
			+ 3/17/12	vs Wisconsin	L 57-60	12128

^ = TicketCity Legends Classic, Nashville, Tenn.  
# = TicketCity Legends Classic, East Rutherford, N.J.  
\* = Southeastern Conference game  
! = 2012 SEC Tournament, New Orleans, La.  
+ = 2012 NCAA Tournament, Albuquerque, N.M.



**2011-12 Vanderbilt Basketball**  
**Vanderbilt Combined Team Statistics (as of Mar 03, 2012)**  
**Conference games**



<b>RECORD:</b>	<b>OVERALL</b>	<b>HOME</b>	<b>AWAY</b>	<b>NEUTRAL</b>
ALL GAMES	10-6	6-2	4-4	0-0
CONFERENCE	10-6	6-2	4-4	0-0
NON-CONFERENCE	0-0	0-0	0-0	0-0

#	Player	gp-gs	min	avg	Total		3-Point		F-Throw		Rebounds				pf	dq	a	to	blk	stl	pts	avg
					fg-fga	fg%	3fg-fga	3fg%	ft-fa	ft%	off	def	tot	avg								
23	JENKINS, John	16-16	541	33.8	91-190	.479	63-131	.481	63-72	.875	8	36	44	2.8	12	0	19	26	5	14	308	19.3
44	TAYLOR, Jeffery	16-16	532	33.2	90-182	.495	39-80	.488	50-79	.633	32	66	98	6.1	35	1	27	32	8	17	269	16.8
03	EZELI, Festus	16-16	371	23.2	58-107	.542	0-0	.000	47-83	.566	36	51	87	5.4	54	3	4	36	36	4	163	10.2
05	GOULBOURNE, Lance	16-16	438	27.4	37-101	.366	9-31	.290	34-48	.708	31	64	95	5.9	35	0	23	29	9	24	117	7.3
01	TINSLEY, Brad	16-16	449	28.1	39-89	.438	14-39	.359	23-26	.885	2	38	40	2.5	25	0	73	29	3	6	115	7.2
33	TCHIENGANG, Steve	16-0	240	15.0	22-46	.478	3-9	.333	7-9	.778	16	20	36	2.3	33	0	5	13	3	4	54	3.4
02	JOHNSON, Kedren	16-0	225	14.1	11-36	.306	2-11	.182	13-16	.813	1	18	19	1.2	15	0	32	16	3	4	37	2.3
45	ODOM, Rod	16-0	205	12.8	9-25	.360	6-15	.400	8-13	.615	6	21	27	1.7	24	0	13	7	3	2	32	2.0
24	PARKER, Dai-Jon	16-0	171	10.7	10-23	.435	6-16	.375	4-5	.800	1	18	19	1.2	16	0	9	8	0	2	30	1.9
35	SIAKAM, James	6-0	9	1.5	2-2	1.000	0-0	.000	0-0	.000	1	1	2	0.3	3	0	0	0	0	0	4	0.7
11	FULLER, Kyle	8-0	24	3.0	1-5	.200	0-1	.000	1-2	.500	0	3	3	0.4	0	0	4	3	0	0	3	0.4
34	MOATS, Shelby	7-0	16	2.3	0-2	.000	0-2	.000	0-0	.000	0	4	4	0.6	1	0	0	1	3	0	0	0.0
12	SMART, Jordan	3-0	4	1.3	0-1	.000	0-1	.000	0-0	.000	0	1	1	0.3	0	0	0	0	0	0	0	0.0
14	NOLL, Aaron	1-0	0	0.0	0-0	.000	0-0	.000	0-0	.000	0	0	0	0.0	0	0	0	0	0	0	0	0.0
Team											28	39	67				4					
Total.....		16	3225		370-809	.457	142-336	.423	250-353	.708	162	380	542	33.9	253	4	209	204	73	77	1132	70.8
Opponents.....		16	3225		375-933	.402	87-301	.289	184-248	.742	210	330	540	33.8	290	-	162	171	76	108	1021	63.8

<b>TEAM STATISTICS</b>	<b>VANDY</b>	<b>OPP</b>	<b>Date</b>	<b>Opponent</b>	<b>Score</b>	<b>Att.</b>
SCORING	1132	1021	* 1/7/12	AUBURN	w 65-35	13473
Points per game	70.8	63.8	* 1/10/12	at South Carolina	w 67-57	8353
Scoring margin	+6.9	-	* 1/14/12	GEORGIA	w 77-66	14316
FIELD GOALS-ATT	370-809	375-933	* 01/19/12	at Alabama	w 69-59	12202
Field goal pct	.457	.402	* 1/21/12	MISSISSIPPI STATE	Lot 77-78	14316
3 POINT FG-ATT	142-336	87-301	* 1/24/12	TENNESSEE	w 65-47	14316
3-point FG pct	.423	.289	* 01-31-12	at Arkansas	L 74-82	13678
3-pt FG made per game	8.9	5.4	* 2/4/12	at Florida	L 65-73	11270
FREE THROWS-ATT	250-353	184-248	* 2/8/12	LSU	w 76-61	13610
Free throw pct	.708	.742	* 2/11/12	KENTUCKY	L 63-69	14316
F-Throws made per game	15.6	11.5	* 02/16/12	at Ole Miss	w 102-76	5954
REBOUNDS	542	540	* 02/19/12	at Georgia	w 61-52	7823
Rebounds per game	33.9	33.8	* 2/22/12	SOUTH CAROLINA	w 59-48	13705
Rebounding margin	+0.1	-	* 02/25/12	at Kentucky	L 74-83	24388
ASSISTS	209	162	* 2/28/12	FLORIDA	w 77-67	14316
Assists per game	13.1	10.1	* 03/03/12	at Tennessee	L 61-68	22172
TURNOVERS	204	171				
Turnovers per game	12.8	10.7				
Turnover margin	-2.1	-				
Assist/turnover ratio	1.0	0.9				
STEALS	77	108				
Steals per game	4.8	6.8				
BLOCKS	73	76				
Blocks per game	4.6	4.8				
ATTENDANCE	112368	105840				
Home games-Avg/Game	8-14046	8-13230				
Neutral site-Avg/Game	-	0-0				

<b>Score by Periods</b>	<b>1st</b>	<b>2nd</b>	<b>OT</b>	<b>Totals</b>
Vanderbilt	518	605	9	1132
Opponents	435	576	10	1021

\* - Conference game

2011-12 Vanderbilt Basketball  
Vanderbilt Team Game-by-Game (as of Mar 19, 2012)  
All games

TEAM STATISTICS

Opponent	Date	Score		Total		3-Pointers		Free throws		Rebounds				pf	a	t/o	blk	stl	pts	avg
				fg-fga	pct	3fg-fga	pct	ft-fta	pct	off	def	tot	avg							
OREGON	11/11/11	78-64	W	27-66	.409	9-28	.321	15-27	.556	17	24	41	41.0	20	16	8	6	11	78	78.0
CLEVELAND STATE	11/13/11	58-71	L	18-51	.353	4-17	.235	18-26	.692	13	22	35	38.0	15	6	21	3	10	58	68.0
BUCKNELL	11/15/11	80-68	W	31-68	.456	10-30	.333	8-15	.533	14	25	39	38.3	16	13	5	3	2	80	72.0
vs North Carolina State	11/19/11	86-79	W	28-54	.519	9-25	.360	21-33	.636	11	25	36	37.8	20	14	17	1	8	86	75.5
vs Oregon State	11/21/11	64-62	W	26-55	.473	7-19	.368	5-6	.833	11	22	33	36.8	15	12	22	2	5	64	73.2
MONMOUTH	11/25/11	95-73	W	32-56	.571	11-25	.440	20-27	.741	9	28	37	36.8	15	16	15	2	9	95	76.8
XAVIER	11/28/11	70-82	Lot	27-64	.422	7-22	.318	9-12	.750	9	24	33	36.3	20	16	18	10	7	70	75.9
at Louisville	12/2/11	60-62	Lot	18-44	.409	10-26	.385	14-24	.583	8	23	31	35.6	14	10	18	2	7	60	73.9
at Davidson	12/7/11	87-83	W	30-62	.484	7-15	.467	20-26	.769	14	24	38	35.9	27	8	15	6	4	87	75.3
INDIANA STATE	12/17/11	55-61	L	19-50	.380	6-22	.273	11-18	.611	7	27	34	35.7	10	9	15	4	4	55	73.3
LONGWOOD	12/19/11	99-71	W	36-71	.507	12-29	.414	15-21	.714	13	25	38	35.9	10	13	10	2	11	99	75.6
LAFAYETTE	12/21/11	89-58	W	35-60	.583	15-30	.500	4-6	.667	7	28	35	35.8	13	21	15	2	9	89	76.8
at Marquette	12/29/11	74-57	W	23-49	.469	10-22	.455	18-24	.750	9	30	39	36.1	23	17	17	4	9	74	76.5
MIAMI (OHIO)	1/2/12	69-62	W	23-52	.442	8-18	.444	15-17	.882	9	18	27	35.4	8	13	9	9	7	69	76.0
AUBURN	1/7/12	65-35	W	22-49	.449	13-29	.448	8-16	.500	10	32	42	35.9	14	12	11	6	8	65	75.3
at South Carolina	1/10/12	67-57	W	23-40	.575	13-22	.591	8-8	1.000	7	20	27	35.3	15	19	18	2	4	67	74.8
GEORGIA	1/14/12	77-66	W	21-41	.512	5-15	.333	30-44	.682	11	24	35	35.3	18	10	11	5	2	77	74.9
at Alabama	1/19/12	69-59	W	20-50	.400	8-18	.444	21-29	.724	13	35	48	36.0	12	12	17	6	2	69	74.6
MISSISSIPPI STATE	1/21/12	77-78	Lot	29-60	.483	14-27	.519	5-9	.556	5	28	33	35.8	16	16	13	5	4	77	74.7
TENNESSEE	1/24/12	65-47	W	23-54	.426	8-18	.444	11-17	.647	11	21	32	35.7	20	12	16	6	10	65	74.2
MIDDLE TENNESSEE ST	1/28/12	84-77	W	27-54	.500	6-19	.316	24-30	.800	10	18	28	35.3	18	11	9	2	4	84	74.7
at Arkansas	1/31/12	74-82	L	26-52	.500	6-21	.286	16-23	.696	7	22	29	35.0	18	15	11	7	1	74	74.6
at Florida	2/4/12	65-73	L	22-53	.415	8-25	.320	13-18	.722	10	24	34	35.0	17	12	17	3	9	65	74.2
LSU	2/8/12	76-61	W	27-54	.500	7-20	.350	15-23	.652	11	26	37	35.0	10	14	7	3	3	76	74.3
KENTUCKY	2/11/12	63-69	L	23-63	.365	8-21	.381	9-14	.643	17	21	38	35.2	15	14	10	4	4	63	73.8
at Ole Miss	2/16/12	102-76	W	30-48	.625	12-19	.632	30-38	.789	8	26	34	35.1	19	20	12	6	3	102	74.9
at Georgia	2/19/12	61-52	W	17-40	.425	10-22	.455	17-21	.810	7	25	32	35.0	19	8	20	3	7	61	74.4
SOUTH CAROLINA	2/22/12	59-48	W	15-39	.385	4-16	.250	25-28	.893	8	26	34	35.0	9	12	12	9	4	59	73.9
at Kentucky	2/25/12	74-83	L	26-63	.413	7-18	.389	15-23	.652	16	13	29	34.8	18	7	7	4	6	74	73.9
FLORIDA	2/28/12	77-67	W	23-44	.523	12-24	.500	19-26	.731	8	20	28	34.5	13	14	12	2	3	77	74.0
at Tennessee	3/3/12	61-68	L	23-59	.390	7-21	.333	8-16	.500	13	17	30	34.4	20	12	10	2	7	61	73.5
vs Georgia	3/9/12	63-41	W	25-57	.439	6-25	.240	7-11	.636	7	25	32	34.3	14	11	8	1	8	63	73.2
vs Ole Miss	3/10/12	65-53	W	23-56	.411	9-29	.310	10-16	.625	12	24	36	34.4	17	14	11	2	5	65	73.0
vs Kentucky	3/11/12	71-64	W	22-51	.431	6-18	.333	21-32	.656	12	28	40	34.5	17	8	11	2	5	71	72.9
vs Harvard	3/15/12	79-70	W	25-46	.543	8-18	.444	21-30	.700	10	25	35	34.5	18	13	16	5	8	79	73.1
vs Wisconsin	3/17/12	57-60	L	20-46	.435	5-19	.263	12-16	.750	9	26	35	34.6	17	8	12	3	4	57	72.6
Vanderbilt		2615		885-1921	.461	307-792	.388	538-770	.699	373	871	1244	34.6	580	458	476	144	214	2615	72.6
Opponents		2339		861-2055	.419	206-667	.309	411-588	.699	407	782	1189	33.0	658	405	452	128	251	2339	65.0

Games played: 36  
Points/game: 72.6  
FG Pct: 46.1  
3FG Pct: 38.8  
FT Pct: 69.9

Rebounds/game: 34.6  
Assists/game: 12.7  
Turnovers/game: 13.2  
Assist/turnover ratio: 1.0  
Steals/game: 5.9  
Blocks/game: 4.0

**2011-12 Vanderbilt Basketball**  
**Vanderbilt Opponent Game-by-Game (as of Mar 19, 2012)**  
**All games**

**OPPONENT STATISTICS**

Opponent	Date	Score		Total		3-Pointers		Free throws		Rebounds				pf	a	t/o	blk	stl	pts	avg
				fg-fga	pct	3fg-fga	pct	ft-fta	pct	off	def	tot	avg							
OREGON	11/11/11	78-64	W	26-53	.491	6-20	.300	6-17	.353	11	28	39	39.0	24	15	20	5	4	64	64.0
CLEVELAND STATE	11/13/11	58-71	L	27-54	.500	5-17	.294	12-20	.600	10	26	36	37.5	21	13	16	4	15	71	67.5
BUCKNELL	11/15/11	80-68	W	24-51	.471	4-10	.400	16-20	.800	3	29	32	35.7	19	10	8	2	3	68	67.7
vs North Carolina State	11/19/11	86-79	W	31-62	.500	4-11	.364	13-22	.591	10	24	34	35.2	22	16	13	1	12	79	70.5
vs Oregon State	11/21/11	64-62	W	26-60	.433	2-14	.143	8-14	.571	13	18	31	34.4	12	14	17	6	15	62	68.8
MONMOUTH	11/25/11	95-73	W	26-58	.448	8-19	.421	13-17	.765	7	17	24	32.7	21	14	17	0	10	73	69.5
XAVIER	11/28/11	70-82	Lot	28-74	.378	6-15	.400	20-27	.741	25	29	54	35.7	17	8	15	4	8	82	71.3
at Louisville	12/2/11	60-62	Lot	25-60	.417	5-20	.250	7-11	.636	14	23	37	35.9	18	13	16	3	7	62	70.1
at Davidson	12/7/11	87-83	W	27-61	.443	5-22	.227	24-31	.774	12	20	32	35.4	22	15	10	3	8	83	71.6
INDIANA STATE	12/17/11	55-61	L	22-51	.431	10-21	.476	7-10	.700	4	25	29	34.8	14	14	15	1	8	61	70.5
LONGWOOD	12/19/11	99-71	W	26-59	.441	10-20	.500	9-10	.900	8	24	32	34.5	18	14	19	2	2	71	70.5
LAFAYETTE	12/21/11	89-58	W	23-54	.426	5-18	.278	7-8	.875	4	20	24	33.7	10	9	17	1	9	58	69.5
at Marquette	12/29/11	74-57	W	19-59	.322	3-15	.200	16-30	.533	15	20	35	33.8	19	12	14	1	7	57	68.5
MIAMI (OHIO)	1/2/12	69-62	W	26-55	.473	9-21	.429	1-1	1.000	9	22	31	33.6	16	9	14	1	7	62	68.1
AUBURN	1/7/12	65-35	W	15-55	.273	3-13	.231	2-10	.200	13	21	34	33.6	16	6	13	5	4	35	65.9
at South Carolina	1/10/12	67-57	W	22-53	.415	4-13	.308	9-11	.818	12	9	21	32.8	11	4	9	2	9	57	65.3
GEORGIA	1/14/12	77-66	W	21-54	.389	8-27	.296	16-20	.800	11	16	27	32.5	26	13	9	3	7	66	65.4
at Alabama	1/19/12	69-59	W	23-70	.329	6-24	.250	7-10	.700	15	20	35	32.6	23	13	8	5	13	59	65.0
MISSISSIPPI STATE	1/21/12	77-78	Lot	27-62	.435	10-20	.500	14-21	.667	12	25	37	32.8	11	12	10	2	10	78	65.7
TENNESSEE	1/24/12	65-47	W	18-51	.353	1-10	.100	10-14	.714	14	26	40	33.2	18	8	25	3	6	47	64.8
MIDDLE TENNESSEE ST	1/28/12	84-77	W	27-47	.574	7-13	.538	16-22	.727	5	17	22	32.7	23	15	14	2	5	77	65.3
at Arkansas	1/31/12	74-82	L	28-61	.459	9-23	.391	17-24	.708	14	22	36	32.8	21	13	8	4	5	82	66.1
at Florida	2/4/12	65-73	L	23-60	.383	11-24	.458	16-17	.941	14	25	39	33.1	18	12	14	2	9	73	66.4
LSU	2/8/12	76-61	W	24-65	.369	3-21	.143	10-10	1.000	15	22	37	33.2	18	9	6	4	3	61	66.2
KENTUCKY	2/11/12	63-69	L	28-58	.483	3-14	.214	10-15	.667	10	25	35	33.3	16	12	6	12	4	69	66.3
at Ole Miss	2/16/12	102-76	W	29-72	.403	5-16	.313	13-18	.722	21	14	35	33.4	23	14	12	7	4	76	66.7
at Georgia	2/19/12	61-52	W	20-55	.364	3-23	.130	9-14	.643	13	18	31	33.3	14	7	12	6	9	52	66.1
SOUTH CAROLINA	2/22/12	59-48	W	18-55	.327	8-23	.348	4-4	1.000	11	16	27	33.1	20	9	11	4	5	48	65.5
at Kentucky	2/25/12	74-83	L	32-56	.571	2-10	.200	17-20	.850	10	27	37	33.2	18	11	9	8	5	83	66.1
FLORIDA	2/28/12	77-67	W	26-58	.448	8-24	.333	7-11	.636	13	16	29	33.1	21	7	9	2	7	67	66.1
at Tennessee	3/3/12	61-68	L	21-48	.438	3-16	.188	23-29	.793	12	28	40	33.3	16	12	10	7	8	68	66.2
vs Georgia	3/9/12	63-41	W	15-47	.319	2-17	.118	9-16	.563	10	26	36	33.4	16	7	17	3	3	41	65.4
vs Ole Miss	3/10/12	65-53	W	17-42	.405	3-8	.375	16-23	.696	4	25	29	33.2	17	6	13	4	6	53	65.0
vs Kentucky	3/11/12	71-64	W	23-64	.359	6-28	.214	12-19	.632	15	22	37	33.4	22	12	8	8	6	64	65.0
vs Harvard	3/15/12	79-70	W	25-56	.446	9-24	.375	11-14	.786	8	17	25	33.1	21	14	10	0	4	70	65.1
vs Wisconsin	3/17/12	57-60	L	23-55	.418	10-33	.303	4-8	.500	10	20	30	33.0	16	13	8	1	4	60	65.0
Opponents		2339		861-2055	.419	206-667	.309	411-588	.699	407	782	1189	33.0	658	405	452	128	251	2339	65.0
Vanderbilt		2615		885-1921	.461	307-792	.388	538-770	.699	373	871	1244	34.6	580	458	476	144	214	2615	72.6

Games played: 36  
Points/game: 65.0  
FG Pct: 41.9  
3FG Pct: 30.9  
FT Pct: 69.9

Rebounds/game: 33.0  
Assists/game: 11.3  
Turnovers/game: 12.6  
Assist/turnover ratio: 0.9  
Steals/game: 7.0  
Blocks/game: 3.6

**2011-12 Vanderbilt Basketball**  
**Vanderbilt Points-Rebounds-Assists (as of Mar 19, 2012)**  
**All games**

Opponent	Date	Score		01	02	03	05	11	12	14
				TINSLEY,BR	JOHNSON,KE	EZELI,FEST	GOULBOURNE	FULLER,KYL	SMART,JORD	NOLL,AARON
OREGON	11/11/11	78-64	w	13-2-3	4-0-3	DNP	5-4-0	0-1-2	DNP	DNP
CLEVELAND STATE	11/13/11	58-71	L	7-2-2	3-0-0	DNP	11-8-1	3-1-0	DNP	DNP
BUCKNELL	11/15/11	80-68	w	12-5-2	12-3-2	DNP	12-9-0	0-1-1	3-0-0	DNP
vs North Carolina State	11/19/11	86-79	w	14-2-4	0-2-2	DNP	15-5-1	0-1-1	DNP	DNP
vs Oregon State	11/21/11	64-62	w	9-2-2	2-0-2	DNP	9-9-2	0-1-0	DNP	DNP
MONMOUTH	11/25/11	95-73	w	16-1-1	6-2-1	DNP	7-10-1	2-1-4	2-0-0	0-0-0
XAVIER	11/28/11	70-82	L	4-2-7	2-2-3	DNP	18-7-1	0-0-0	DNP	DNP
at Louisville	12/2/11	60-62	L	8-3-5	0-1-0	DNP	11-8-0	DNP	DNP	DNP
at Davidson	12/7/11	87-83	w	8-5-1	5-2-3	15-6-0	3-7-1	DNP	DNP	DNP
INDIANA STATE	12/17/11	55-61	L	12-6-3	1-1-1	4-4-0	4-6-0	DNP	DNP	DNP
LONGWOOD	12/19/11	99-71	w	12-3-3	6-0-2	DNP	15-10-2	5-2-1	3-1-0	0-1-0
LAFAYETTE	12/21/11	89-58	w	7-5-10	6-2-1	DNP	15-4-0	4-4-4	0-0-0	DNP
at Marquette	12/29/11	74-57	w	11-2-8	0-2-4	8-7-0	13-16-2	0-1-0	DNP	DNP
MIAMI (OHIO)	1/2/12	69-62	w	11-2-4	4-1-2	2-7-1	9-4-2	DNP	DNP	DNP
AUBURN	1/7/12	65-35	w	12-3-6	0-0-2	4-8-0	3-5-1	2-0-1	0-1-0	DNP
at South Carolina	1/10/12	67-57	w	13-0-9	0-2-0	2-2-1	8-10-0	0-1-0	DNP	DNP
GEORGIA	1/14/12	77-66	w	6-5-4	2-0-2	9-2-0	13-6-2	DNP	DNP	DNP
at Alabama	1/19/12	69-59	w	4-2-5	0-1-1	12-10-0	11-6-2	DNP	DNP	DNP
MISSISSIPPI STATE	1/21/12	77-78	L	7-0-5	6-1-2	12-14-0	12-6-3	DNP	DNP	DNP
TENNESSEE	1/24/12	65-47	w	6-2-4	5-1-2	5-9-0	3-3-2	0-0-0	DNP	DNP
MIDDLE TENNESSEE STA	1/28/12	84-77	w	9-0-4	0-2-0	21-4-1	11-8-1	DNP	DNP	DNP
at Arkansas	1/31/12	74-82	L	5-2-6	4-2-2	14-4-1	4-2-1	0-2-1	DNP	DNP
at Florida	2/4/12	65-73	L	4-4-6	0-0-0	11-3-0	8-11-1	0-0-0	DNP	DNP
LSU	2/8/12	76-61	w	9-3-5	0-2-3	21-2-0	3-5-0	0-0-1	DNP	DNP
KENTUCKY	2/11/12	63-69	L	13-5-4	0-0-2	13-6-0	3-8-3	DNP	DNP	DNP
at Ole Miss	2/16/12	102-76	w	5-4-4	6-2-5	13-3-1	6-4-1	1-0-1	0-0-0	DNP
at Georgia	2/19/12	61-52	w	7-4-1	5-3-2	1-1-0	2-6-1	DNP	DNP	DNP
SOUTH CAROLINA	2/22/12	59-48	w	6-2-5	2-2-0	14-4-0	12-8-2	DNP	DNP	DNP
at Kentucky	2/25/12	74-83	L	7-0-1	0-0-2	15-6-1	11-6-1	0-0-0	DNP	DNP
FLORIDA	2/28/12	77-67	w	6-4-4	7-0-3	11-4-0	6-2-2	DNP	0-0-0	0-0-0
at Tennessee	3/3/12	61-68	L	5-0-4	0-3-4	6-9-0	12-7-1	DNP	DNP	DNP
vs Georgia	3/9/12	63-41	w	12-4-3	6-1-1	10-4-1	10-6-2	DNP	2-1-0	0-0-0
vs Ole Miss	3/10/12	65-53	w	12-2-3	7-2-3	0-7-0	10-12-3	DNP	DNP	DNP
vs Kentucky	3/11/12	71-64	w	5-1-4	6-1-2	17-6-0	6-5-0	DNP	DNP	DNP
vs Harvard	3/15/12	79-70	w	16-1-4	4-0-1	8-11-1	4-5-0	DNP	DNP	DNP
vs Wisconsin	3/17/12	57-60	L	10-2-1	0-1-1	14-11-0	7-11-2	DNP	DNP	DNP

2011-12 Vanderbilt Basketball  
Vanderbilt Points-Rebounds-Assists (as of Mar 19, 2012)  
All games

Opponent	Date	Score		23	24	33	34	35	40	44
				JENKINS,JO	PARKER,DAI	TCHIENGANG	MOATS,SHEL	SIKAM,JAM	HENDERSON,	TAYLOR,JEF
OREGON	11/11/11	78-64	w	24-4-2	0-1-0	4-3-0	DNP	DNP	4-4-0	21-11-4
CLEVELAND STATE	11/13/11	58-71	L	17-1-0	0-0-0	5-10-2	DNP	0-0-0	0-4-0	9-4-1
BUCKNELL	11/15/11	80-68	w	DNP	7-2-0	7-3-0	0-1-2	1-0-0	2-3-4	14-6-2
vs North Carolina State	11/19/11	86-79	w	28-2-0	3-1-0	6-11-1	DNP	DNP	0-2-0	17-8-5
vs Oregon State	11/21/11	64-62	w	14-3-0	2-0-2	9-5-1	0-0-1	DNP	2-1-0	13-8-2
MONMOUTH	11/25/11	95-73	w	18-3-1	10-3-3	DNP	3-6-0	1-0-0	10-5-0	16-2-5
XAVIER	11/28/11	70-82	L	20-7-0	0-0-0	3-4-2	DNP	DNP	3-2-1	18-5-2
at Louisville	12/2/11	60-62	L	27-2-1	0-1-1	1-5-1	DNP	DNP	DNP	11-6-2
at Davidson	12/7/11	87-83	w	22-3-2	0-0-0	0-0-0	0-0-1	DNP	DNP	30-4-0
INDIANA STATE	12/17/11	55-61	L	11-4-0	0-0-1	2-3-2	DNP	DNP	DNP	21-6-2
LONGWOOD	12/19/11	99-71	w	19-0-2	0-1-1	7-4-0	0-0-1	0-0-0	DNP	29-5-0
LAFAYETTE	12/21/11	89-58	w	27-1-4	2-0-1	2-9-0	5-3-0	0-0-0	DNP	16-4-1
at Marquette	12/29/11	74-57	w	14-3-1	0-1-1	4-0-0	0-0-0	0-0-0	DNP	19-4-1
MIAMI (OHIO)	1/2/12	69-62	w	26-1-0	0-0-1	6-4-0	DNP	DNP	DNP	11-5-3
AUBURN	1/7/12	65-35	w	17-4-1	6-1-0	0-5-0	DNP	0-1-0	DNP	16-5-1
at South Carolina	1/10/12	67-57	w	14-3-3	3-1-2	10-1-0	0-0-0	DNP	DNP	11-3-3
GEORGIA	1/14/12	77-66	w	18-4-1	6-5-0	2-2-0	DNP	DNP	DNP	16-9-1
at Alabama	1/19/12	69-59	w	20-8-2	0-2-0	2-5-0	DNP	DNP	DNP	17-6-1
MISSISSIPPI STATE	1/21/12	77-78	L	21-1-0	0-4-1	0-0-1	DNP	DNP	DNP	19-5-3
TENNESSEE	1/24/12	65-47	w	16-2-0	3-0-1	3-0-1	0-0-0	0-0-0	DNP	23-9-0
MIDDLE TENNESSEE STA	1/28/12	84-77	w	26-4-2	0-1-0	0-1-2	DNP	DNP	DNP	17-6-0
at Arkansas	1/31/12	74-82	L	19-5-1	0-0-0	10-4-0	DNP	DNP	DNP	18-6-1
at Florida	2/4/12	65-73	L	15-2-2	0-1-0	0-0-0	DNP	0-0-0	DNP	25-6-2
LSU	2/8/12	76-61	w	20-2-1	0-0-0	2-4-1	0-0-0	2-0-0	DNP	19-6-2
KENTUCKY	2/11/12	63-69	L	15-2-0	0-1-0	6-0-0	DNP	DNP	DNP	13-9-4
at Ole Miss	2/16/12	102-76	w	26-0-2	3-2-2	7-0-0	0-3-0	2-1-0	DNP	28-9-3
at Georgia	2/19/12	61-52	w	28-4-2	3-0-0	2-5-1	0-1-0	DNP	DNP	13-2-1
SOUTH CAROLINA	2/22/12	59-48	w	21-3-1	0-1-0	0-5-1	0-0-0	DNP	DNP	4-5-1
at Kentucky	2/25/12	74-83	L	18-2-1	4-0-1	0-0-0	DNP	DNP	DNP	19-9-0
FLORIDA	2/28/12	77-67	w	22-2-1	2-1-1	2-3-0	0-0-0	0-0-0	DNP	18-6-3
at Tennessee	3/3/12	61-68	L	18-0-1	0-0-1	8-2-0	DNP	DNP	DNP	10-3-1
vs Georgia	3/9/12	63-41	w	15-1-1	0-3-1	0-4-0	0-1-0	0-0-0	0-2-0	6-3-1
vs Ole Miss	3/10/12	65-53	w	23-3-0	5-1-2	6-3-1	0-0-0	DNP	DNP	2-2-2
vs Kentucky	3/11/12	71-64	w	17-7-2	0-0-0	2-5-0	DNP	DNP	DNP	18-11-0
vs Harvard	3/15/12	79-70	w	27-6-3	0-0-1	0-5-0	DNP	DNP	DNP	15-1-2
vs Wisconsin	3/17/12	57-60	L	13-2-2	2-1-1	2-2-1	DNP	DNP	DNP	9-1-0

2011-12 Vanderbilt Basketball  
 Vanderbilt Points-Rebounds-Assists (as of Mar 19, 2012)  
 All games

45

Opponent	Date	Score		ODOM,ROD
OREGON	11/11/11	78-64	w	3-8-2
CLEVELAND STATE	11/13/11	58-71	L	3-1-0
BUCKNELL	11/15/11	80-68	w	10-3-0
vs North Carolina State	11/19/11	86-79	w	3-1-0
vs Oregon State	11/21/11	64-62	w	4-0-0
MONMOUTH	11/25/11	95-73	w	4-3-0
XAVIER	11/28/11	70-82	L	2-1-0
at Louisville	12/2/11	60-62	L	2-2-0
at Davidson	12/7/11	87-83	w	4-4-0
INDIANA STATE	12/17/11	55-61	L	0-1-0
LONGWOOD	12/19/11	99-71	w	3-4-1
LAFAYETTE	12/21/11	89-58	w	5-3-0
at Marquette	12/29/11	74-57	w	5-2-0
MIAMI (OHIO)	1/2/12	69-62	w	0-1-0
AUBURN	1/7/12	65-35	w	5-6-0
at South Carolina	1/10/12	67-57	w	6-0-1
GEORGIA	1/14/12	77-66	w	5-0-0
at Alabama	1/19/12	69-59	w	3-0-1
MISSISSIPPI STATE	1/21/12	77-78	L	0-1-1
TENNESSEE	1/24/12	65-47	w	1-3-2
MIDDLE TENNESSEE STA	1/28/12	84-77	w	0-1-1
at Arkansas	1/31/12	74-82	L	0-1-2
at Florida	2/4/12	65-73	L	2-2-1
LSU	2/8/12	76-61	w	0-6-1
KENTUCKY	2/11/12	63-69	L	0-0-1
at Ole Miss	2/16/12	102-76	w	5-3-1
at Georgia	2/19/12	61-52	w	0-1-0
SOUTH CAROLINA	2/22/12	59-48	w	0-0-2
at Kentucky	2/25/12	74-83	L	0-0-0
FLORIDA	2/28/12	77-67	w	3-1-0
at Tennessee	3/3/12	61-68	L	2-3-0
vs Georgia	3/9/12	63-41	w	2-2-1
vs Ole Miss	3/10/12	65-53	w	0-2-0
vs Kentucky	3/11/12	71-64	w	0-0-0
vs Harvard	3/15/12	79-70	w	5-6-1
vs Wisconsin	3/17/12	57-60	L	0-1-0

**2011-12 Vanderbilt Basketball**  
**Vanderbilt Game-by-Game Highs (as of Mar 19, 2012)**  
**All games**

Opponent	Date	Score	Points	Rebounds	Assists	Steals	Blocked shots
OREGON	11/11/11	78-64	24-JENKINS, John	11-TAYLOR, Jeffery	4-TAYLOR, Jeffery	5-TAYLOR, Jeffery	2-TCHIENGANG, Ste GOULBOURNE, La
CLEVELAND STATE	11/13/11	58-71	17-JENKINS, John	10-TCHIENGANG, St	2-TCHIENGANG, Ste TINSLEY, Brad	3-GOULBOURNE, La	1-GOULBOURNE, La TCHIENGANG, Ste PARKER, Dai-Jon
BUCKNELL	11/15/11	80-68	14-TAYLOR, Jeffery	9-GOULBOURNE, La	4-HENDERSON, Jos	2-PARKER, Dai-Jon	1-PARKER, Dai-Jon TINSLEY, Brad GOULBOURNE, La
vs North Carolina State	11/19/11	86-79	28-JENKINS, John	11-TCHIENGANG, St	5-TAYLOR, Jeffery	2-TAYLOR, Jeffery JENKINS, John JOHNSON, Kedren	1-JENKINS, John
vs Oregon State	11/21/11	64-62	14-JENKINS, John	9-GOULBOURNE, La	2-GOULBOURNE, La JOHNSON, Kedren PARKER, Dai-Jon TAYLOR, Jeffery TINSLEY, Brad	2-GOULBOURNE, La TAYLOR, Jeffery	1-ODOM, Rod TAYLOR, Jeffery
MONMOUTH	11/25/11	95-73	18-JENKINS, John	10-GOULBOURNE, L	5-TAYLOR, Jeffery	2-GOULBOURNE, La FULLER, Kyle	1-PARKER, Dai-Jon JOHNSON, Kedren
XAVIER	11/28/11	70-82	20-JENKINS, John	7-GOULBOURNE, La JENKINS, John	7-TINSLEY, Brad	2-JENKINS, John TINSLEY, Brad	2-GOULBOURNE, La TCHIENGANG, Ste TAYLOR, Jeffery JENKINS, John
at Louisville	12/2/11	60-62	27-JENKINS, John	8-GOULBOURNE, La	5-TINSLEY, Brad	4-TAYLOR, Jeffery	1-GOULBOURNE, La TCHIENGANG, Ste
at Davidson	12/7/11	87-83	30-TAYLOR, Jeffery	7-GOULBOURNE, La	3-JOHNSON, Kedren	2-ODOM, Rod	2-TAYLOR, Jeffery EZELI, Festus
INDIANA STATE	12/17/11	55-61	21-TAYLOR, Jeffery	6-GOULBOURNE, La TAYLOR, Jeffery TINSLEY, Brad	3-TINSLEY, Brad	2-TAYLOR, Jeffery TINSLEY, Brad	1-ODOM, Rod EZELI, Festus TCHIENGANG, Ste TINSLEY, Brad
LONGWOOD	12/19/11	99-71	29-TAYLOR, Jeffery	10-GOULBOURNE, L	3-TINSLEY, Brad	2-JENKINS, John FULLER, Kyle TINSLEY, Brad	2-GOULBOURNE, La
LAFAYETTE	12/21/11	89-58	27-JENKINS, John	9-TCHIENGANG, Ste	10-TINSLEY, Brad	3-GOULBOURNE, La	1-TAYLOR, Jeffery PARKER, Dai-Jon
at Marquette	12/29/11	74-57	19-TAYLOR, Jeffery	16-GOULBOURNE, L	8-TINSLEY, Brad	3-GOULBOURNE, La	3-GOULBOURNE, La
MIAMI (OHIO)	1/2/12	69-62	26-JENKINS, John	7-EZELI, Festus	4-TINSLEY, Brad	2-GOULBOURNE, La JOHNSON, Kedren	4-EZELI, Festus
AUBURN	1/7/12	65-35	17-JENKINS, John	8-EZELI, Festus	6-TINSLEY, Brad	3-GOULBOURNE, La	2-EZELI, Festus GOULBOURNE, La
at South Carolina	1/10/12	67-57	14-JENKINS, John	10-GOULBOURNE, L	9-TINSLEY, Brad	1-JENKINS, John TCHIENGANG, Ste GOULBOURNE, La TAYLOR, Jeffery	1-EZELI, Festus GOULBOURNE, La
GEORGIA	1/14/12	77-66	18-JENKINS, John	9-TAYLOR, Jeffery	4-TINSLEY, Brad	2-JOHNSON, Kedren	2-TAYLOR, Jeffery
at Alabama	1/19/12	69-59	20-JENKINS, John	10-EZELI, Festus	5-TINSLEY, Brad	1-GOULBOURNE, La TINSLEY, Brad	3-EZELI, Festus
MISSISSIPPI STATE	1/21/12	77-78	21-JENKINS, John	14-EZELI, Festus	5-TINSLEY, Brad	2-JENKINS, John	5-EZELI, Festus
TENNESSEE	1/24/12	65-47	23-TAYLOR, Jeffery	9-EZELI, Festus TAYLOR, Jeffery	4-TINSLEY, Brad	4-TAYLOR, Jeffery	4-EZELI, Festus
MIDDLE TENNESSEE STA	1/28/12	84-77	26-JENKINS, John	8-GOULBOURNE, La	4-TINSLEY, Brad	2-EZELI, Festus	2-EZELI, Festus
at Arkansas	1/31/12	74-82	19-JENKINS, John	6-TAYLOR, Jeffery	6-TINSLEY, Brad	1-GOULBOURNE, La	2-TAYLOR, Jeffery EZELI, Festus

**2011-12 Vanderbilt Basketball**  
**Vanderbilt Game-by-Game Highs (as of Mar 19, 2012)**  
**All games**

<b>Opponent</b>	<b>Date</b>	<b>Score</b>	<b>Points</b>	<b>Rebounds</b>	<b>Assists</b>	<b>Steals</b>	<b>Blocked shots</b>
at Florida	2/4/12	65-73	25-TAYLOR, Jeffery	11-GOULBOURNE, L	6-TINSLEY, Brad	4-TAYLOR, Jeffery	1-TAYLOR, Jeffery GOULBOURNE, La JENKINS, John
LSU	2/8/12	76-61	21-EZELI, Festus	6-TAYLOR, Jeffery ODOM, Rod	5-TINSLEY, Brad	2-TAYLOR, Jeffery	2-EZELI, Festus
KENTUCKY	2/11/12	63-69	15-JENKINS, John	9-TAYLOR, Jeffery	4-TINSLEY, Brad TAYLOR, Jeffery	2-JENKINS, John	2-EZELI, Festus
at Ole Miss	2/16/12	102-76	28-TAYLOR, Jeffery	9-TAYLOR, Jeffery	5-JOHNSON, Kedren	2-PARKER, Dai-Jon	4-EZELI, Festus
at Georgia	2/19/22	61-52	28-JENKINS, John	6-GOULBOURNE, La	2-JOHNSON, Kedren JENKINS, John	3-GOULBOURNE, La JENKINS, John	1-ODOM, Rod JENKINS, John MOATS, Shelby
SOUTH CAROLINA	2/22/12	59-48	21-JENKINS, John	8-GOULBOURNE, La	5-TINSLEY, Brad	2-GOULBOURNE, La	5-EZELI, Festus
at Kentucky	2/25/12	74-83	19-TAYLOR, Jeffery	9-TAYLOR, Jeffery	2-JOHNSON, Kedren	4-GOULBOURNE, La	3-EZELI, Festus
FLORIDA	2/28/12	77-67	22-JENKINS, John	6-TAYLOR, Jeffery	4-TINSLEY, Brad	1-TINSLEY, Brad JOHNSON, Kedren EZELI, Festus	2-EZELI, Festus
at Tennessee	3/3/12	61-68	18-JENKINS, John	9-EZELI, Festus	4-TINSLEY, Brad JOHNSON, Kedren	4-GOULBOURNE, La	1-EZELI, Festus GOULBOURNE, La
vs Georgia	3/9/12	63-41	15-JENKINS, John	6-GOULBOURNE, La	3-TINSLEY, Brad	2-TAYLOR, Jeffery GOULBOURNE, La JOHNSON, Kedren	1-SIAKAM, James
vs Ole Miss	3/10/12	65-53	23-JENKINS, John	12-GOULBOURNE, L	3-GOULBOURNE, La TINSLEY, Brad JOHNSON, Kedren	3-GOULBOURNE, La	1-GOULBOURNE, La EZELI, Festus
vs Kentucky	3/11/12	71-64	18-TAYLOR, Jeffery	11-TAYLOR, Jeffery	4-TINSLEY, Brad	2-TAYLOR, Jeffery	1-EZELI, Festus JENKINS, John
vs Harvard	3/15/12	79-70	27-JENKINS, John	11-EZELI, Festus	4-TINSLEY, Brad	2-TAYLOR, Jeffery EZELI, Festus	4-EZELI, Festus
vs Wisconsin	3/17/12	57-60	14-EZELI, Festus	11-EZELI, Festus GOULBOURNE, La	2-GOULBOURNE, La JENKINS, John	1-GOULBOURNE, La JENKINS, John EZELI, Festus JOHNSON, Kedren	1-EZELI, Festus TCHIENGANG, Ste TAYLOR, Jeffery