



**Game Five/VANDERBILT (1-3) vs. UTEP (1-3)**  
**OLD SPICE CLASSIC**  
**Sunday, November 25 - 1 p.m. CST**  
**Orlando, Fla. - ESPN Wide World of Sports Complex (5,000)**  
**Radio:** Vanderbilt Radio Network from IMG College, vucommodores.com  
**Radio Talent:** Joe Fisher (pxp), Tim Thompson (analyst)  
**TV:** ESPN3  
**TV Talent:** Rich Hollenberg (pxp), Len Elmore (analyst)  
**Live Stats:** ESPN.com  
**Twitter Updates:** @VandyMBB

**Vanderbilt Athletic Communications**

2601 Jess Neely Drive, Nashville, TN 37212  
 phone: 615-322-4121  
 www.vucommodores.com

**VANDERBILT SCHEDULE/RESULTS**

**NOVEMBER**

Date	VU	Opp	Opponent	Time/Result	TV/Rec.
Nov. 2	-	-	St. Xavier (Ill.)	W, 77-68	-
Nov. 5	-	-	Delta State	W, 69-48	-
Nov. 10	-	-	Nicholls St.	W, 80-65	1-0
Nov. 16	-	-	Oregon	L, 48-74	1-1
Nov. 22			Davidson	L, 62-75	1-2
Nov. 23			Marist	L, 33-50	1-3
Nov. 24			UTEP	1 p.m.	ESPN3

*Old Spice Classic, Orlando, Fla.*

**DECEMBER**

Date	VU	Opp	Opponent	Time	TV
Dec. 1			Villanova	4 p.m.	ESPN2
Dec. 6			Xavier	6:30 p.m.	ESPNU
Dec. 15			Alabama A&M	7 p.m.	none
Dec. 17			Cornell	8 p.m.	ESPNU
Dec. 21			MTSU	8 p.m.	ESPNU
Dec. 29			Butler	7 p.m.	ESPNU

**JANUARY**

Date	VU	Opp	Opponent	Time	TV
Jan. 2			William & Mary	7 p.m.	CSS
Jan. 10			Kentucky*	8 p.m.	ESPN/2
Jan. 12			Arkansas*	5 p.m.	FSN
Jan. 15			Ole Miss*	8 p.m.	ESPNU
Jan. 19			South Carolina*	12:30 p.m.	SECN
Jan. 23			Auburn*	7 p.m.	ESPN3
Jan. 26			Missouri*	4 p.m.	ESPNU
Jan. 29			Tennessee*	6 p.m.	ESPNU

**FEBRUARY**

Date	VU	Opp	Opponent	Time	TV
Feb. 2			Alabama*	3 p.m.	SECN
Feb. 6			LSU*	7 p.m.	ESPN3
Feb. 9			Arkansas*	12:30 p.m.	SECN
Feb. 13			Tennessee*	7 p.m.	SECN
Feb. 16			Texas A&M*	5:30 p.m.	FSN
Feb. 20			Kentucky*	7 p.m.	SECN
Feb. 23			Miss. State*	12:30 p.m.	SECN
Feb. 27			Georgia*	8 p.m.	FSN

**MARCH**

Date	VU	Opp	Opponent	Time	TV
Mar. 2			Auburn*	8 p.m.	ESPN2
Mar. 6			Florida*	7 p.m.	SECN
Mar. 9			South Carolina*	12:30 p.m.	SECN
Mar. 13-17			SEC Tournament (Nashville, Tenn.)		

**ALL TIMES CENTRAL**

RANKINGS: AP/ESPN

\*SEC GAME

**GAME INFORMATION**

 <b>2012-13 Record:</b> 1-3 <b>Head Coach:</b> Kevin Stallings <b>Career Record:</b> 385-225 (20) <b>VU Record:</b> 262-162 (14)  <b>2012-13 LEADERS</b> <b>Points:</b> Kedren Johnson (17.8) <b>Rebounds:</b> Kevin Bright (7.0) <b>Assists:</b> Kedren Johnson (3.1) <b>Blocks:</b> Rod Odom (0.8)	<b>SERIES INFORMATION</b>  <b>Series Record:</b> Never Met	 <b>2012-13 Record:</b> 1-3 <b>Head Coach:</b> Tim Floyd <b>Career Record:</b> 369-210 (19) <b>UTEP Record:</b> 41-30 (3)  <b>2012-13 LEADERS</b> <b>Points:</b> Julian Washburn (11.0) <b>Rebounds:</b> Chris Washburn (4.5) <b>Assists:</b> Jacques Streeter (4.0) <b>Blocks:</b> John Bohannon (1.3)
---	--	--

<b>Never</b>	Both teams have never met on the hardwood.
<b>17.8</b>	The scoring average of Commodore leading scorer, Kedren Johnson, who scored 28 points against Davidson, 21 of which came in the second half.
<b>7</b>	The Commodores' seven 20-win seasons in the last nine years is only third in SEC to Florida, who has had nine, and Kentucky, who has had eight. Other school totals: Miss. St. (6), Tennessee (5), Ole Miss (4), South Carolina (4), LSU (3), Alabama (3), Arkansas (3), Auburn (1), Georgia (1).
<b>25</b>	Vanderbilt's 25 wins in 2011-12 was the most since the 2007-08 season and the second-most win total since the 1992-93 season.
<b>6</b>	The Commodore' top six scorers must be replaced from a year ago, and 88% of its total scoring output.
<b>NBA</b>	Vanderbilt had three players drafted in the first 31 picks of the 2012 NBA Draft, the first time that has happened in program history. Junior guard John Jenkins was drafted 23rd by the Atlanta Hawks, senior Festus Ezeli was drafted 30th by the Golden State Warriors, and senior forward Jeffery Taylor was drafted 31st by the Charlotte Bobcats.
<b>3.1</b>	Vanderbilt's leading returning scoring total from an individual player. Kedren Johnson averaged 3.1 points per game in 36 contests last season. Johnson scored 25 points, and had six assists and rebounds in his first collegiate start vs. Nicholls State, and leads the team with an 19.5 ppg scoring average.
<b>836</b>	Vanderbilt has made a 3-pointer in 836 consecutive games, a streak which began at the inception of the 3-point line in 1986-87. The Commodores rank second only to UNLV for the longest streak in Division I basketball. Vanderbilt, UNLV and Princeton are the only three schools in college basketball to have made at least one 3-pointer in every game played since the 3-point line was implemented.

# HEAD COACH KEVIN STALLINGS



## THE STALLINGS FILE

**Born:** October 1, 1960  
**High School:** Collinsville (Ill.) '78  
**College:** Bachelor's Degree in Business Management and Marketing, Purdue, '82, Master's Degree in Counseling, Purdue, '85  
**Family:** Wife, Lisa, three children, Jacob (22), Alexa (18), Jordyn (12)

### WINNINGEST COACHES AT VANDERBILT

Coach	Yrs	Record	Pct
1. Roy Skinner (1959, 1962-76)	16	278-135	.673
2. <b>Kevin Stallings (1999-)</b>	<b>14</b>	<b>262-162</b>	<b>.618</b>
3. Bob Polk (1948-58, 1960-61)	13	197-106	.650
4. C.M. Newton (1982-89)	8	129-115	.529
5. Jan van Breda Kolff (1994-99)	6	104-81	.562
6. Josh Cody (1924-27, 1932-36)	9	98-100	.495
7. Eddie Fogler (1990-93)	4	81-48	.628

### WINNINGEST COACHES AT MEMORIAL GYM



Coach	Yrs	Record
1. Roy Skinner (1959, 1962-76)	16	181-41
2. <b>Kevin Stallings (2000-)</b>	<b>14</b>	<b>179-47</b>
3. Bob Polk (1948-58, 1960-61)	8	96-15
4. C.M. Newton (1982-89)	8	91-37
5. Jan van Breda Kolff (1994-99)	6	75-20
6. Eddie Fogler (1990-93)	4	54-12

### STALLINGS THROUGH THE YEARS

Year	School	Position	W-L	Conf.	Postseason
2013	Vanderbilt	Head Coach	1-3	-	-
2012	Vanderbilt	Head Coach	25-11	10-6	NCAA Third Round
2011	Vanderbilt	Head Coach	23-11	9-7	NCAA Second Round
2010	Vanderbilt	Head Coach	24-9	12-4	NCAA First Round
2009	Vanderbilt	Head Coach	19-11	8-8	-
2008	Vanderbilt	Head Coach	26-8	10-6	NCAA First Round
2007	Vanderbilt	Head Coach	22-12	10-6	NCAA Regional Semifinals
2006	Vanderbilt	Head Coach	17-13	7-9	NIT First Round
2005	Vanderbilt	Head Coach	20-14	8-8	NIT Quarterfinals
2004	Vanderbilt	Head Coach	23-10	8-8	NCAA Regional Semifinals
2003	Vanderbilt	Head Coach	11-18	3-13	—
2002	Vanderbilt	Head Coach	17-15	6-10	NIT First Round <sup>^</sup>
2001	Vanderbilt	Head Coach	15-15	4-12	—
2000	Vanderbilt	Head Coach	19-11	8-8	NIT First Round
1999	Illinois State	Head Coach	16-15	7-11	—
1998	Illinois State	Head Coach	25-6	16-2 <sup>#</sup>	NCAA Second Round
1997	Illinois State	Head Coach	24-6	14-4 <sup>#</sup>	NCAA First Round
1996	Illinois State	Head Coach	22-12	13-5	NIT Quarterfinals
1995	Illinois State	Head Coach	20-13	13-5	NIT Second Round
1994	Illinois State	Head Coach	16-11	12-6	—
1993	Kansas	Assistant	29-7	11-3 <sup>•</sup>	NCAA Final Four
1992	Kansas	Assistant	27-5	11-3 <sup>#</sup>	NCAA Second Round
1991	Kansas	Assistant	27-8	10-4 <sup>•</sup>	NCAA Final Four*
1990	Kansas	Assistant	30-5	11-3	NCAA Second Round
1989	Kansas	Assistant	19-12	6-8	—
1988	Purdue	Assistant	29-4	16-2 <sup>•</sup>	NCAA Sweet 16
1987	Purdue	Assistant	25-5	15-3 <sup>•</sup>	NCAA Second Round
1986	Purdue	Assistant	22-10	11-7	NCAA First Round
1985	Purdue	Assistant	20-9	12-6	NCAA First Round
1984	Purdue	Assistant	22-7	15-3 <sup>•</sup>	NCAA First Round
1983	Purdue	Assistant	21-9	11-7	NCAA Second Round
1982	Purdue	Player	18-14	11-7	NIT Final Four
1981	Purdue	Player	21-11	10-8	NIT Final Four
1980	Purdue	Player	27-8	11-7 <sup>#</sup>	NCAA Final Four*
1979	Belleville J.C.	Player	28-9	—	NJCAA Tournament
<b>Totals at Vanderbilt (Head Coach)</b>			<b>262-162</b>	<b>103-105</b>	
Totals at Illinois State (Head Coach)			123-63	75-33	
<b>Head Coach Totals</b>			<b>385-225</b>	<b>178-137</b>	
Totals at Kansas (Assistant Coach)			132-37	49-21	
Totals at Purdue (Assistant Coach)			139-44		
Totals at Purdue (playing)			66-33		

• Regular season conference champions; # Conference tournament champions; \* Lost in National Championship game; ^ Included an Opening Round play-in game that Vanderbilt won over Houston.

<b>25</b>	In 33 seasons, his teams have made 25 tournament appearances, including 19 NCAA berths and three Final Fours.
<b>24</b>	20-Win Seasons in his career and 12 conference championships.
<b>7</b>	20-Win Seasons in last nine seasons and total number of 20-win seasons at Vanderbilt, the most of any Commodore coach.
<b>262</b>	Number of victories at Vanderbilt. Trails only Roy Skinner, who had 278 career wins, for all-time winningest coach mark.
<b>385</b>	Total victories as a head coach.
<b>3</b>	SEC Players of the Year in his 13-year tenure - Dan Langhi (2000), Derrick Byers (2007), Shan Foster (2008).
<b>24</b>	All-SEC Performers during his time at Vanderbilt.
<b>3</b>	Consecutive trips to the NCAA Tournament (2010, 2011, 2012), the first time Vanderbilt has accomplished the feat.
<b>6</b>	NCAA Tournaments in the last nine seasons.
<b>2</b>	Sweet 16 appearances as Commodore mentor (2004, 2007).
<b>42</b>	At Vanderbilt, all 42 of his seniors either have earned or are currently working toward their college degree.
<b>61</b>	The Commodores won their first SEC Tournament crown in 61 years after defeating #1 Kentucky in final in 2012.
<b>1</b>	Only one losing season as a player or coach in 33 years.
<b>139</b>	Number of victories in last seven seasons with Vanderbilt, an average of 23.2 wins a season.

0		<p><b>ROD ODOM</b> F ★ 6-9 ★ 212 ★ Jr. ★ Central Islip, N.Y.</p> <table border="1"> <thead> <tr> <th>PPG</th> <th>RPG</th> <th>APG</th> <th>SPG</th> <th>BPG</th> <th>MPG</th> </tr> </thead> <tbody> <tr> <td>6.8</td> <td>4.5</td> <td>0.8</td> <td>0.8</td> <td>0.8</td> <td>29.5</td> </tr> </tbody> </table>	PPG	RPG	APG	SPG	BPG	MPG	6.8	4.5	0.8	0.8	0.8	29.5	<p><b>NOTES:</b> Added 10 lbs. to frame since last year. Played in all 36 games in 2011-12 and all 70 of his career...made two starts last season...averaged 14.5 points per game in 2 exhibition games, averages 7.3 pts and 4.7 rebounds on season.</p>	<p><b>CAREER HIGHS</b> Pts. - 12, vs. Ark. (1/29/11) Rebs. - 8, vs. Ore. (11/11/11) Ast. - 2, 5 times Min. - 27, last vs. Nich. St. (11/10/12)</p>
PPG	RPG	APG	SPG	BPG	MPG											
6.8	4.5	0.8	0.8	0.8	29.5											
2		<p><b>KEDREN JOHNSON</b> G ★ 6-4 ★ 215 ★ So. ★ Lewisburg, Tenn.</p> <table border="1"> <thead> <tr> <th>PPG</th> <th>RPG</th> <th>APG</th> <th>SPG</th> <th>BPG</th> <th>MPG</th> </tr> </thead> <tbody> <tr> <td>17.8</td> <td>5.3</td> <td>3.3</td> <td>1.0</td> <td>0.3</td> <td>36.0</td> </tr> </tbody> </table>	PPG	RPG	APG	SPG	BPG	MPG	17.8	5.3	3.3	1.0	0.3	36.0	<p><b>NOTES:</b> Scoring point guard with size...Played in all 36 games in 2011-12, backed up Brad Tinsley at point guard...scored 25 points and posted six assists and rebounds vs. Nicholls St., scored career high 28 points against Davidson.</p>	<p><b>CAREER HIGHS</b> Pts. - 28, vs. Davidson (11/22/12) Rebs. - 8, vs. Marist (11/23/12) Ast. - 6, vs. Nich. St. (11/10/12) Min. - 38, vs. Marist (11/23/12)</p>
PPG	RPG	APG	SPG	BPG	MPG											
17.8	5.3	3.3	1.0	0.3	36.0											
10		<p><b>NATHAN WATKINS</b> G ★ 6-5 ★ 190 ★ Fr. ★ Brentwood, Tenn.</p> <table border="1"> <thead> <tr> <th>PPG</th> <th>RPG</th> <th>APG</th> <th>SPG</th> <th>BPG</th> <th>MPG</th> </tr> </thead> <tbody> <tr> <td>-</td> <td>-</td> <td>-</td> <td>-</td> <td>-</td> <td>-</td> </tr> </tbody> </table>	PPG	RPG	APG	SPG	BPG	MPG	-	-	-	-	-	-	<p><b>NOTES:</b> Walk-on from Brentwood, Tenn....attended Ensworth School.</p>	<p><b>CAREER HIGHS</b> Pts. - Rebs. - Ast. - Min. -</p>
PPG	RPG	APG	SPG	BPG	MPG											
-	-	-	-	-	-											
11		<p><b>KYLE FULLER</b> G ★ 6-1 ★ 180 ★ Jr. ★ Moreno Valley, Calif.</p> <table border="1"> <thead> <tr> <th>PPG</th> <th>RPG</th> <th>APG</th> <th>SPG</th> <th>BPG</th> <th>MPG</th> </tr> </thead> <tbody> <tr> <td>12.5</td> <td>2.5</td> <td>2.3</td> <td>0.3</td> <td>0.0</td> <td>37.0</td> </tr> </tbody> </table>	PPG	RPG	APG	SPG	BPG	MPG	12.5	2.5	2.3	0.3	0.0	37.0	<p><b>NOTES:</b> Made one start last season and played in 18 games...worked hard on body and shot this offseason...Scored 15 points and dished out six assists in season opener vs. Nicholls State...scored career-high 17 points at Oregon.</p>	<p><b>CAREER HIGHS</b> Pts. - 17, at Oregon (11/16/12) Rebs. - 6, vs. Davidson (11/22/12) Ast. - 6, vs. Nich. St. (11/10/12) Min. - 39, vs. Davidson (11/22/12)</p>
PPG	RPG	APG	SPG	BPG	MPG											
12.5	2.5	2.3	0.3	0.0	37.0											
14		<p><b>CARTER JOSEPHS</b> G ★ 5-10 ★ 165 ★ Fr. ★ San Antonio, Texas</p> <table border="1"> <thead> <tr> <th>PPG</th> <th>RPG</th> <th>APG</th> <th>SPG</th> <th>BPG</th> <th>MPG</th> </tr> </thead> <tbody> <tr> <td>0.0</td> <td>0.0</td> <td>0.0</td> <td>0.0</td> <td>0.0</td> <td>1.0</td> </tr> </tbody> </table>	PPG	RPG	APG	SPG	BPG	MPG	0.0	0.0	0.0	0.0	0.0	1.0	<p><b>NOTES:</b> Walk-on from San Antonio, Texas...attended Tom C. Clark High School.</p>	<p><b>CAREER HIGHS</b> Pts. - Rebs. - Ast. - Min. -</p>
PPG	RPG	APG	SPG	BPG	MPG											
0.0	0.0	0.0	0.0	0.0	1.0											
15		<p><b>KEVIN BRIGHT</b> G ★ 6-5 ★ 210 ★ Fr. ★ Mannheim, Germany</p> <table border="1"> <thead> <tr> <th>PPG</th> <th>RPG</th> <th>APG</th> <th>SPG</th> <th>BPG</th> <th>MPG</th> </tr> </thead> <tbody> <tr> <td>5.8</td> <td>7.0</td> <td>1.0</td> <td>0.3</td> <td>0.0</td> <td>27.3</td> </tr> </tbody> </table>	PPG	RPG	APG	SPG	BPG	MPG	5.8	7.0	1.0	0.3	0.0	27.3	<p><b>NOTES:</b> Played at the Urspring Basketball Academy in Uln, Germany...Made first collegiate start vs. Nicholls St., scored 15 points and had 8 rebounds...leads team with 8.0 rebounding average...leads SEC in 3FG% (.800) and Def. Reb. (6.5).</p>	<p><b>CAREER HIGHS</b> Pts. - 15, vs. Nich. St. (11/10/12) Rebs. - 8, 3x, last vs. Marist (11/23/12) Ast. - 1, 2x, last at Oregon (11/16/12) Min. - 31, vs. Davidson (11/22/12)</p>
PPG	RPG	APG	SPG	BPG	MPG											
5.8	7.0	1.0	0.3	0.0	27.3											
20		<p><b>A.J. ASTROTH</b> G ★ 6-6 ★ 200 ★ Fr. ★ Tampa, Fla.</p> <table border="1"> <thead> <tr> <th>PPG</th> <th>RPG</th> <th>APG</th> <th>SPG</th> <th>BPG</th> <th>MPG</th> </tr> </thead> <tbody> <tr> <td>0.0</td> <td>0.0</td> <td>0.0</td> <td>0.0</td> <td>0.0</td> <td>3.0</td> </tr> </tbody> </table>	PPG	RPG	APG	SPG	BPG	MPG	0.0	0.0	0.0	0.0	0.0	3.0	<p><b>NOTES:</b> Big shooting guard from Tampa, Fla., who averaged 22 points, 7.5 rebounds, 4.5 assists, and 3.4 steals for his Wharton High School team... Played first collegiate minutes at Oregon.</p>	<p><b>CAREER HIGHS</b> Pts. - Rebs. - Ast. - Min. -</p>
PPG	RPG	APG	SPG	BPG	MPG											
0.0	0.0	0.0	0.0	0.0	3.0											
21		<p><b>SHELDON JETER</b> F ★ 6-7 ★ 215 ★ Fr. ★ Beaver Falls, Pa.</p> <table border="1"> <thead> <tr> <th>PPG</th> <th>RPG</th> <th>APG</th> <th>SPG</th> <th>BPG</th> <th>MPG</th> </tr> </thead> <tbody> <tr> <td>3.0</td> <td>3.5</td> <td>0.3</td> <td>1.0</td> <td>0.3</td> <td>14.8</td> </tr> </tbody> </table>	PPG	RPG	APG	SPG	BPG	MPG	3.0	3.5	0.3	1.0	0.3	14.8	<p><b>NOTES:</b> A very highly decorated player from Beaver Falls High School...Was a first-team All-State selection, and averaged 22 points, 12 rebounds, five assists, two blocks, and two steals as a senior...had 5 boards in 13 minutes at Oregon.</p>	<p><b>CAREER HIGHS</b> Pts. - 6, vs. Davidson (11/22/12) Rebs. - 5, at Oregon (11/16/12) Ast. - Min. - 18, vs. Davidson (11/22/12)</p>
PPG	RPG	APG	SPG	BPG	MPG											
3.0	3.5	0.3	1.0	0.3	14.8											
24		<p><b>DAI-JON PARKER</b> G ★ 6-3 ★ 190 ★ So. ★ Baton Rouge, La.</p> <table border="1"> <thead> <tr> <th>PPG</th> <th>RPG</th> <th>APG</th> <th>SPG</th> <th>BPG</th> <th>MPG</th> </tr> </thead> <tbody> <tr> <td>1.7</td> <td>1.0</td> <td>0.7</td> <td>0.3</td> <td>0.2</td> <td>11.1</td> </tr> </tbody> </table>	PPG	RPG	APG	SPG	BPG	MPG	1.7	1.0	0.7	0.3	0.2	11.1	<p><b>NOTES:</b> Athletic two guard who played in all 36 games last season...one of Commodores' best perimeter defenders...scored season-high 10 points vs. Monmouth (11/25)...suspended indefinitely to begin season for violation of non-academic rules.</p>	<p><b>CAREER HIGHS</b> Pts. - 10, vs. Monmouth (11/25/11) Rebs. - 5, vs. Georgia (1/14/12) Ast. - 3, vs. Monmouth (11/25/11) Min. - 22, vs. Bucknell (11/15/11)</p>
PPG	RPG	APG	SPG	BPG	MPG											
1.7	1.0	0.7	0.3	0.2	11.1											
34		<p><b>SHELBY MOATS</b> F ★ 6-8 ★ 225 ★ So. ★ Waconia, Minn.</p> <table border="1"> <thead> <tr> <th>PPG</th> <th>RPG</th> <th>APG</th> <th>SPG</th> <th>BPG</th> <th>MPG</th> </tr> </thead> <tbody> <tr> <td>2.5</td> <td>3.3</td> <td>0.8</td> <td>0.3</td> <td>0.0</td> <td>22.0</td> </tr> </tbody> </table>	PPG	RPG	APG	SPG	BPG	MPG	2.5	3.3	0.8	0.3	0.0	22.0	<p><b>NOTES:</b> 6'8 forward who will play some center this season...played in 16 games last season, scored season-high five points vs. Lafayette (12/21)...played 30 minutes in first collegiate start, scored 8 points and had two rebounds.</p>	<p><b>CAREER HIGHS</b> Pts. - 8, vs. Nich. St. (11/10/12) Rebs. - 7, vs. Marist (11/23/12) Ast. - 2, vs. Bucknell (11/15/11) Min. - 30, vs. Nich. St. (11/10/12)</p>
PPG	RPG	APG	SPG	BPG	MPG											
2.5	3.3	0.8	0.3	0.0	22.0											
35		<p><b>JAMES SIAKAM</b> F ★ 6-7 ★ 210 ★ So. ★ Douala, Cameroon</p> <table border="1"> <thead> <tr> <th>PPG</th> <th>RPG</th> <th>APG</th> <th>SPG</th> <th>BPG</th> <th>MPG</th> </tr> </thead> <tbody> <tr> <td>4.0</td> <td>2.3</td> <td>0.3</td> <td>0.5</td> <td>0.3</td> <td>13.0</td> </tr> </tbody> </table>	PPG	RPG	APG	SPG	BPG	MPG	4.0	2.3	0.3	0.5	0.3	13.0	<p><b>NOTES:</b> 6'7 athletic presence who is outstanding around the basket on the offensive and defensive glass...played in 13 games last season...scored career high eight points and had eight rebounds vs. Marist (11/23).</p>	<p><b>CAREER HIGHS</b> Pts. - 8, vs. Marist (11/23/12) Rebs. - 8, vs. Marist (11/23/12) Ast. - 1, vs. Nich. St. (11/10/12) Min. - 19, vs. Marist (11/23/12)</p>
PPG	RPG	APG	SPG	BPG	MPG											
4.0	2.3	0.3	0.5	0.3	13.0											
40		<p><b>JOSH HENDERSON</b> C ★ 6-11 ★ 220 ★ So. ★ Roanoke, Va.</p> <table border="1"> <thead> <tr> <th>PPG</th> <th>RPG</th> <th>APG</th> <th>SPG</th> <th>BPG</th> <th>MPG</th> </tr> </thead> <tbody> <tr> <td>3.5</td> <td>3.5</td> <td>0.5</td> <td>0.5</td> <td>0.5</td> <td>19.5</td> </tr> </tbody> </table>	PPG	RPG	APG	SPG	BPG	MPG	3.5	3.5	0.5	0.5	0.5	19.5	<p><b>NOTES:</b> 6'11 center recovering from stress fracture in his foot...has had two surgeries in last 12 months...played in first action of the season vs. Delta St...made first career start vs. Marist (11/23).</p>	<p><b>CAREER HIGHS</b> Pts. - 10, vs. Monmouth (11/25/11) Rebs. - 5, vs. Monmouth (11/25/11) Ast. - 4, vs. Bucknell (11/15/11) Min. - 21, at Oregon (11/16/12)</p>
PPG	RPG	APG	SPG	BPG	MPG											
3.5	3.5	0.5	0.5	0.5	19.5											

Box Score vs. MARIST



Official Basketball Box Score -- Game Totals -- Final Statistics  
 MARIST vs Vanderbilt  
 11/23/12 3 p.m. at HP Field House (Lake Buena Vista, Fla.)



MARIST 50 • 2-3

#	Player	f/g	Total			3-Ptr			Rebounds			PF	TP	A	TO	Blk	Stl	Min
			FG-FGA	FG-FGA	FT-FTA	FG-FGA	FG-FGA	FT-FTA	Off	Def	Tot							
40	Lewis, Chavaughn	f	2-7	0-1	1-2	0	3	3	1	5	2	2	1	2	34			
50	Kemp, Adam	f	1-6	0-0	2-4	2	3	5	2	4	0	1	2	25				
00	Price, Devin	g	5-16	3-10	0-1	2	2	4	1	13	1	4	0	37				
11	Morton, Isaiah	g	4-10	3-8	2-4	0	4	4	1	13	5	4	0	39				
20	Bowie, Jay	g	2-4	0-1	0-0	3	9	12	1	4	1	1	0	32				
24	Thomas, Manny		2-3	2-2	0-0	0	3	3	1	6	0	0	0	11				
32	Curry, T.J.		2-2	1-1	0-0	0	1	1	1	5	0	0	0	4				
35	Lawrence, Phillip		0-0	0-0	0-0	0	2	2	0	0	0	0	0	4				
44	Truog, Eric		0-1	0-0	0-2	1	3	4	2	0	0	2	0	14				
	Team					2	3	5										
	Totals		18-49	9-23	5-13	10	33	43	10	50	9	14	3	6	200			

FG % 1st Half: 10-27 37.0% 2nd half: 8-22 36.4% Game: 18-49 36.7% Deadball Rebounds 2  
 3FG % 1st Half: 5-13 38.5% 2nd half: 4-10 40.0% Game: 9-23 39.1%  
 FT % 1st Half: 2-3 66.7% 2nd half: 3-10 30.0% Game: 5-13 38.5%

Vanderbilt 33 • 1-3

#	Player	f/g	Total			3-Ptr			Rebounds			PF	TP	A	TO	Blk	Stl	Min
			FG-FGA	FG-FGA	FT-FTA	FG-FGA	FG-FGA	FT-FTA	Off	Def	Tot							
00	ODOM, Rod	f	2-10	0-1	1-2	2	2	4	3	5	0	1	1	1	30			
40	HENDERSON, Josh	c	2-8	0-0	0-0	2	2	4	1	4	0	0	1	22				
02	JOHNSON, Kedren	g	2-11	0-5	0-0	2	6	8	3	4	3	2	0	38				
11	FULLER, Kyle	g	2-12	0-5	0-0	0	0	0	1	4	1	2	0	36				
15	BRIGHT, Kevin	g	1-5	1-3	0-0	1	7	8	2	3	0	2	0	26				
21	JETER, Sheldon		1-4	1-2	0-0	2	0	2	1	3	0	1	0	11				
34	MOATS, Shelby		1-6	0-4	0-0	1	6	7	2	2	0	2	0	18				
35	SIKAM, James		3-5	0-0	2-4	6	2	8	2	8	0	3	1	19				
	Team					0	2	2										
	Totals		14-61	2-20	3-6	16	27	43	15	33	4	13	3	9	200			

FG % 1st Half: 6-30 20.0% 2nd half: 8-31 25.8% Game: 14-61 23.0% Deadball Rebounds 1  
 3FG % 1st Half: 2-9 22.2% 2nd half: 0-11 0.0% Game: 2-20 10.0%  
 FT % 1st Half: 0-0 0.0% 2nd half: 3-6 50.0% Game: 3-6 50.0%

Officials: Rick Crawford, Brian O'Connell, Donny Eppley  
 Technical fouls: MARIST-None. Vanderbilt-None.  
 Attendance: 2927  
 Old Spice Classic Game Six

Score by periods	1st	2nd	Total
MARIST	27	23	50
Vanderbilt	14	19	33

Points	In Paint	Off T/O	2nd Chance	Fast Break	Bench
MARIST	16	12	6	6	11
VU	14	11	6	4	13

Last FG - MARIST 2nd-01:10, VU 2nd-00:05.  
 Largest lead - MARIST by 24 2nd-15:21, VU None.

Score tied - 0 times.  
 Lead changed - 0 times.

RECAP AND NOTES

Devin Price and Isaiah Morton scored 13 points each and Marist beat Vanderbilt 50-33 in a consolation round game Friday at the Old Spice Classic.

Jay Bowie added four points and 12 rebounds for Marist (2-3).

Vanderbilt (1-3) got eight points from James Siakam. The Commodores shot just 23.0 percent (14 of 61) and finished with their lowest point total since a 33-31 loss to Mississippi State on Jan. 30, 1982.

Both teams lost in Thursday's opening round. Marist lost 87-44 to West Virginia, while Davidson beat Vanderbilt 75-62.

Price hit a 3 and Chavaughn Lewis scored on a fast-break slam during an 11-0 run to start the second half that gave Marist a 38-14 lead with 15 minutes left.

Vanderbilt didn't get its first point in the second half until Siakam's free throw with 13:54 remaining. After missing their initial eight shots, Kedren Johnson's layup 1 minute, 34 seconds later was the Commodores' first second-half basket.

Johnson, who had career-high 28 points Thursday, scored four Friday.

Rod Odom's basket got Vanderbilt within 47-30 with two minutes remaining.

Price made a 3-pointer to put Marist ahead 27-9 three minutes before intermission.

Morton hit a 3 and Lewis had a three-point play as Marist went up 8-0 with 15:21 left in the first half. T.J. Curry's long-range jumper extended the Red Foxes' advantage to 13-3 three minutes later.

Vanderbilt missed its first 10 shots. Sheldon Jeter got the Commodores' first basket, a 3-pointer six minutes into the game.

Vanderbilt, looking to replace its top six scorers from last season, made just 6 of 30 shots (20 percent) during the opening half.

After a day off on Saturday, Vanderbilt will be back in action at the Old Spice Classic at 10:30 a.m. CT on Sunday against UTEP.

## 2012-13 Roster

No.	Name	Pos.	Ht.	Wt.	Cl.-Yr	Hometown (Previous School)
0	Rod Odom	F	6-9	212	Jr.-3rd	Central Islip, N.Y. (Middlesex School (Mass.))
1	Eric McClellan	G	6-4	180	So.-2nd	Austin, Texas (University of Tulsa)
2	Kedren Johnson	G	6-4	215	So.-2nd	Lewisburg, Tenn. (Marshall County)
5	Alex Gendelman	G	5-9	175	Fr.-1st	Purchase, N.Y. (Rye Country Day School)
10	Nathan Watkins	G	6-5	190	Fr.-1st	Brentwood, Tenn. (Ensworth School)
11	Kyle Fuller	G	6-1	180	Jr.-3rd	Moreno Valley, Calif. (Rancho Verde)
14	Carter Josephs	G	5-10	165	Fr.-1st	San Antonio, Texas (Tom C. Clark)
15	Kevin Bright	G	6-5	210	Fr.-1st	Mannheim, Germany (Urspring Basketball Academy)
20	A.J. Astroth	G	6-6	200	Fr.-1st	Tampa, Fla. (Wharton)
21	Sheldon Jeter	F	6-7	215	Fr.-1st	Beaver Falls, Pa. (Beaver Falls)
24	Dai-Jon Parker	G	6-3	190	So.-2nd	Baton Rouge, La. (Milton (Ga.))
34	Shelby Moats	F	6-8	225	So.-2nd	Waconia, Minn. (Waconia)
35	James Siakam	F	6-7	210	R-So.-3rd	Douala, Cameroon (Brehm Prep (Ill.))
40	Josh Henderson	C	6-11	220	R-So.-3rd	Roanoke, Va. (Cave Spring)

### COACHING STAFF

Head Coach ..... **Kevin Stallings** (Purdue, 1982) - 14th  
 Assistant Coach ..... **David Cason** (Illinois State, 1995) - 2nd  
 Assistant Coach ..... **Brad Frederick** (North Carolina, 1999) - 14th  
 Assistant Coach ..... **Tom Richardson** (St. Xavier (Ill.), 1977) - 10th  
 Director of Operations..... **Dan Cage** (Vanderbilt, 2007) - 3rd

### SUPPORT STAFF

Athletic Communications Dir. .... **Andy Boggs** (Florida State, 1998)  
 Academic Support..... **Neal Clark** (Kentucky, 1992)  
 Athletic Trainer..... **Shannon Gordon** (Indiana State, 1992)  
 Strength and Conditioning..... **Curtis Turner** (Clemson, 2002)

### PRONUNCIATION GUIDE

David Cason ..... **KAY-Sahn**  
 Kedren Johnson ..... **KEE-Dren**  
 Dai-Jon Parker..... **DAY-Jon**  
 James Siakam..... **See-OK-em**

### ROSTER BY CLASS

#### Juniors (2)

**Kyle Fuller** ..... Moreno Valley, Calif.  
**Rod Odom** ..... Central Islip, N.Y.

#### Sophomores (6)

**Josh Henderson** ..... Roanoke, Va.  
**Kedren Johnson** ..... Lewisburg, Tenn.  
**Eric McClellan** ..... Austin, Texas  
**Shelby Moats** ..... Waconia, Minn.  
**Dai-Jon Parker** ..... Baton Rouge, La.  
**James Siakam** ..... Douala, Cameroon

#### Freshmen (6)

**A.J. Astroth** ..... Tampa, Fla.  
**Kevin Bright** ..... Mannheim, Germany  
**Alex Gendelman** ..... Purchase, N.Y.  
**Sheldon Jeter** ..... Beaver Falls, Pa.  
**Carter Josephs** ..... San Antonio, Texas  
**Nathan Watkins** ..... Nashville, Tenn.

**MEMORIAL MAGIC - THE HOME TO VANDERBILT HOOPS SINCE 1952**

**HISTORIC MEMORIAL GYMNASIUM IN 61ST SEASON**

Storied Memorial Gymnasium is in its 61st season as the host venue of Vanderbilt basketball. The SEC's most historic hoops setting has played host to more than 850 men's contests as well as the 1984 and 1991 SEC Tournaments and 40 men's and women's NCAA Tournament contests (since the early 1980s).

As the oldest gymnasium in the SEC, Memorial Gymnasium is renowned for its end zone benches, raised floor and unique atmosphere. It was dedicated in 1952 as a memorial to all Vanderbilt men and women who served in World War II. It was built by the late master architect Edwin Keeble, who was commissioned to build a combination gymnasium/concert hall.

<b>.786</b>	All-time winning percentage at Memorial Gym (725-197).
<b>179</b>	Career wins at Memorial Gym for Kevin Stallings. Needs three to tie Roy Skinner's all-time home wins record.
<b>.909</b>	Winning percentage against non-conference opponents since 1990 (179-18).
<b>112-11</b>	Stallings' non-conference record at home.
<b>6</b>	Undefeated seasons at home.

**Winningest Coaches at Memorial Gymnasium**

Coach	Yrs	Record
1. Roy Skinner (1959, 1962-76)	16	181-41
2. Kevin Stallings (2000-Present)	13	179-47
3. Bob Polk (1948-58, 1960-61)	8	96-15
4. C.M. Newton (1982-89)	8	91-37
5. Jan van Breda Kolff (1994-99)	6	75-20
6. Eddie Fogler (1990-93)	4	54-12

**Stallings' Year-By-Year Record At Memorial Gym**

Year	Won	Lost
2012-13	1	0
2011-12	13	5
2010-11	14	3
2009-10	14	2
2008-09	13	4
2007-08	19	0
2006-07	14	3
2005-06	10	6
2004-05	17	2
2003-04	15	2
2002-03	10	6
2001-02	13	4
2000-01	12	7
1999-00	14	3

**ANNUAL ATTENDANCE FIGURES**

Year	All Games	Attendance	Average	NCAA Rank	SEC Games	SEC Attendance	Average
2012-13	1	7,655	7,655	-	-	-	-
2011-12	18	246,561	13,698	18	8	112,368	14,046
2010-11	17	234,632	13,802	18	8	114,346	14,293
2009-10	16	217,965	13,623	21	8	113,539	14,192
2008-09	17	225,686	13,276	25	8	112,833	14,104
2007-08	19	254,954	13,418	22	8	113,713	14,214
2006-07	17	204,511	12,030	31	8	109,043	13,630
2005-06	16	195,159	12,197	24	8	108,258	13,532
2004-05 <sup>^</sup>	19	191,678	10,088	43	8	105,357	13,170
2003-04	17	192,301	11,312	33	8	106,990	13,374
2002-03	16	153,123	9,570	46	8	96,906	12,113
2001-02	17	150,325	8,843	50	8	93,873	11,734
2000-01	19	186,468	9,814	45	8	102,055	12,757
1999-00*	18	197,770	10,987	30	8	106,741	13,343
1998-99	16	192,538	12,034	26	8	106,128	13,266
1997-98	16	213,974	13,373	21	8	117,819	14,727
1996-97	16	207,771	12,986	25	8	120,214	15,027
1995-96	18	226,354	12,575	28	8	112,996	14,125
1994-95	13	183,042	14,080	17	8	118,932	14,867
1993-94	16	223,997	14,000	15	8	121,345	15,168
1992-93	14	212,156	15,154	11	8	122,536	15,317
1991-92	17	210,585	12,387	29	8	115,104	14,388
1990-91	16	214,638	13,415	19	9	133,482	14,831
1989-90	19	259,992	13,684	18	9	136,136	15,126
1988-89	15	224,657	14,977	13	9	137,212	15,246
1987-88	16	223,747	13,984	14	9	138,393	15,377
1986-87	17	226,343	13,314	14	9	130,854	14,539
1985-86	15	200,806	13,387	14	9	128,059	14,229
1984-85	16	194,390	12,149	17	9	122,514	13,613
1983-84	18	249,292	13,850	10	9	135,546	15,050
1982-83	17	237,584	13,976	9	9	135,418	15,046
1981-82	14	202,225	14,445	9	9	131,699	14,633
1980-81	15	227,478	15,165	9	9	136,436	15,160
1979-80	15	228,029	15,202	5	9	138,754	15,417
1978-79	14	215,330	15,380	5	9	139,930	15,547
1977-78	14	207,375	14,813	5	9	134,232	14,915
1976-77	15	211,966	14,131	4	9	149,108	16,568
1975-76	13	180,901	13,915	-	9	135,375	15,042
1974-75	12	178,527	14,877	-	9	134,304	14,923
1973-74	12	182,728	15,227	-	9	140,252	15,584
1972-73	12	173,567	14,464	-	9	131,193	14,577
1971-72	12	156,778	13,065	-	9	120,172	13,352
1970-71	12	170,634	14,220	-	9	130,260	14,473
1969-70	12	176,763	14,730	-	9	135,745	14,861
1968-69	12	126,896	10,575	-	9	95,300	10,589
1967-68	12	129,722	10,810	-	9	96,274	10,697
1966-67	12	105,492	8,791	-	9	79,173	8,797
1965-66	12	106,022	8,835	-	9	62,368	8,910
1964-65	12	98,821	8,235	-	9	65,712	8,214
1963-64	12	84,827	7,069	-	6	35,684	5,947
1962-63	12	75,261	6,272	-	6	46,183	6,598
1961-62	13	73,640	5,665	-	8	47,357	5,920
1960-61	13	74,187	5,707	-	7	45,549	6,507
1959-60	14	76,199	5,443	-	8	46,064	5,758

**VANDERBILT ATHLETIC COMMUNICATIONS**

**INTERVIEW POLICY**

Vanderbilt head coach Kevin Stallings and selected Vanderbilt players will be available to the media before practice on a weekly basis during the non-conference season, and bi-weekly during the SEC season.

The times for those media sessions will be emailed to media members in advance of those pre-practice interviews.

Media may photograph the first 20 minutes of practice. All practices are closed to the public.

**POSTGAME INTERVIEW POLICY**

Vanderbilt head coach Kevin Stallings will enter the Memorial Gym interview room after the NCAA-mandated 10-minute cooling off period, followed by Vanderbilt players.

Visiting coach and player interviews will be at the discretion of the visiting SID.

**VUCOMMODORES.COM**

The official website of Vanderbilt athletics, vucommo- dore.com, includes pregame notes, season statistics, videos of press conferences and meetings with the media, live stats, twitter feeds, and stream- ing audio and video of everything that is Commodore athletics.

**@VANDYMBB**

The official Twitter feed of Vanderbilt men's bas- ketball, follow the latest information and get breaking news on Commodore basketball.

**QUICK FACTS**

**Location**.....Nashville, Tenn.  
**Founded**.....1873  
**Conference**.....Southeastern (East)  
**Enrollment**.....6,738  
**Nickname**.....Commodores  
**Colors**.....Black and Gold  
**Home Arena**.....Memorial Gymnasium (14,316)  
**Chancellor**.....Nicholas Zeppos  
**Vice Chancellor**.....David Williams II  
**Faculty Rep.**.....Richard McCarty

**Basketball Staff**

**Head Coach**.....Kevin Stallings  
**Record Overall**.....385-225 (20)  
**Record at Vanderbilt**.....262-162 (14)  
**Assistant Coaches**.....David Cason, Brad Frederick, Tom Richardson,  
**Director of Operations**.....Dan Cage  
**Athletic Trainer**.....Shannon Gordon  
**Academic Counselor**.....Neal Clark  
**Administrative Assistant**.....Debbie Green  
**Strength and Conditioning Coach**.....Curtis Turner  
**Office Number**.....(615) 322-6530

**Athletic Communications**

**Men's Basketball SID**.....Andy Boggs  
**Media Relations Address**.....2601 Jess Neely Dr.  
 Nashville, TN 37212  
**Office Phone**.....(615) 343-1847  
**Office Fax**.....(615) 343-7064  
**E-Mail**.....Andy.Boggs@Vanderbilt.edu

**0** Seniors and only two juniors on this year's roster.

**3** Postseason titles for Vanderbilt - the 1951 SEC Championship, the 1990 NIT Title, and the 2012 SEC Championship.

**1 of 6** Programs to place all four revenue sports (football, men's and women's basketball, baseball) in postseason play in 2011-12 academic year.

**79** This is Vanderbilt's 79th season in the SEC - the Commodores have a 657-641 against current members of the SEC.

**1996-97** The Commodores are represented by three countries on this year's roster - the United States, Cameroon (James Siakam), and Germany (Kevin Bright) - to continue Vanderbilt's line of foreign players. VU has had a player from outside of the United States on its roster for every season dating back to the 1996-97 campaign. The countries represented in the last 16 years are the Ivory Coast, Poland, Austria, England, Australia, Cameroon, Nigeria, Sweden, and Germany.

**Lists** With the departure of last year's class, the Commodores saw most of its produc- tion leave. In fact, two members of the all-time top 10 scoring list (Taylor, Jenkins), the second all-time leading assist man (Brad Tinsley), and the sixth-leading rebound- er (Taylor) departed. Taylor was also third on the all-time free throws made list, while Jenkins was 2nd on three's made list.

**2012-13 TRENDS**

Winning Opening Tip.....	0-1
Losing Opening Tip.....	1-2
VU Scores First.....	1-0
Opponent Scores First.....	0-3
Leading at Halftime.....	1-0
Trailing at Halftime.....	0-3
Tied at Halftime.....	0-0
Leading with Five Minutes Remaining.....	1-0
Trailing with Five Minutes Remaining.....	0-3
Tied with Five Minutes Remaining.....	0-0
Leading with Two Minutes Remaining.....	1-0
Trailing with Two Minutes Remaining.....	0-3
Tied with Two Minutes Remaining.....	0-0
Overtime.....	0-0
Games Decided by Three Points or Less.....	0-0
Games Decided by 4-10 Points.....	0-0
Games Decided by 11-20 Points.....	1-2
Games Decided by 21-plus Points.....	0-1
VU Shoots 50% or Better.....	0-0
VU Shoots 40% or Better.....	1-1
VU Shoots Lower Than 40%.....	0-2
Opponent Shoots 50% or Better.....	1-0
Opponent Shoots 40% or Better.....	2-0
Opponent Shoots Lower Than 40%.....	0-2
VU Outshoots Opponent.....	1-0
VU Outshot by Opponent.....	0-3
Shoot Same Percentage.....	0-0
VU Scores 70 Points or More.....	1-0
VU Scores Less Than 70 Points.....	0-3
VU Scores 80 Points or More.....	1-0
VU Scores 90 Points or More.....	0-0
Opponent Scores 70 Points or More.....	0-2
Opponent Scores Less Than 70 Points.....	1-1
Opponent Scores 80 Points or More.....	0-0
Opponent Scores 90 Points or More.....	0-0
Makes More 3-Pointers Than Opponent.....	1-0
Makes Fewer 3-Pointers Than Opponent.....	0-3
3-Pointers are Equal.....	0-0
Outrebounded Opponent.....	1-0
Outrebounded by Opponent.....	0-2
Rebounds are Equal.....	1-1
Playing on National TV.....	0-2
Playing on Regional TV.....	0-1
Playing on Weekday.....	0-3
Playing on Weekend.....	1-0
Game Tips Before 6 p.m. CT (afternoons).....	1-2
Game Tips After 6 p.m. CT (evenings).....	0-1
In White Uniforms.....	1-1
In Black Uniforms.....	0-2
In Gold Uniforms.....	0-0
In November.....	1-3
In December.....	0-0
In January.....	0-0
In February.....	0-0
In March.....	0-0
Home.....	1-0
Neutral.....	0-2
Away.....	0-1
<b>Conferences</b>	
vs. Non-Conference.....	1-3
Southland.....	1-0
Pac 12.....	0-1
Southern.....	0-1
MAAC.....	0-1
SEC.....	0-0
<b>Lineups</b>	
Johnson, Fuller, Bright, Odom, Moats.....	1-2
Johnson, Fuller, Bright, Odom, Henderson.....	0-1

**ABOUT UTEP**

**QUICK FACTS**

**Location**..... El Paso, Texas  
**Founded**..... 1914  
**Conference**..... Conference USA  
**Enrollment**..... 22,640  
**Nickname**..... Miners  
**Colors**..... Dark Blue, Orange, Silver  
**Home Arena**..... Haskins Center (12,000)  
**President**..... Dr. Diana Natalicio  
**Athletics Director**..... Bob Stull

**Basketball Staff**

**Head Coach**..... Tim Floyd  
**Record Overall**..... 369-210 (19)  
**Record at UTEP**..... 41-30 (3)  
**Assistant Coaches**..... Phil Johnson, Ken DeWeese  
 ..... Greg Foster  
**Director of Operations**..... Keith Wilkinson

- UTEP enters the game with a 1-3 overall record.
- Two of the Miners' best players, Chris and Julian Washburn, brothers who are the sons of former N.C. State and NBA star Chris Washburn.
- Julian Washburn leads the Miners in scoring with an 11.0 ppg average.

**STAT COMPARISON (2012-13)**

	VU All	UTEP All
Record	1-3	1-3
Scoring Offense	55.8	57.2
Scoring Defense	66.0	64.5
Scoring Margin	-10.2	-7.2
FG%	.376	.410
FG% Defense	.441	.447
3FG%	.376	.333
3FG% Defense	.441	.492
Free Throw %	.635	.667
Rebounding	34.0	26.8
Rebounding Margin	-1.0	-8.5
Turnovers/game	13.3	12.0
Opponent Turnovers	12.0	15.5
Steals	4.5	7.0
Blocks	2.0	3.0

**Vanderbilt Radio Network**

**FISHER, THOMPSON COURTSIDE TO CALL ACTION ON VANDERBILT RADIO NETWORK FROM IMG COLLEGE**

Joe Fisher and Tim Thompson are back at courtside this season, describing the action of every Commodore game to Vanderbilt followers throughout the Southeast.

Fisher, the Voice of the Commodores, will anchor Vanderbilt play-by-play for the 15th consecutive year.

A Nashville native, Fisher also handles the play-by-play broadcasting duties for Commodore football and a select number of baseball games. He also serves as the Director of Broadcasting for Vanderbilt Student Athletics.

Prior to working for Vanderbilt, Fisher served as a television sports anchor in the Nashville market (1987-1996), with stints at WSMV-4 and WKRN-2. He also worked in the public relations field for two years.

Thompson, who is in his 12th year providing color commentary, played for Vanderbilt from 1975-79, receiving the Outstanding Leader and Civitan Sportsmanship Awards. He currently works with Nike College Sports Marketing.

Broadcast Engineer Bob Horner is in his 31st year courtside producing broadcasts of Commodore basketball. During his tenure, Horner has worked more than 750 games for Vanderbilt.

The broadcasts are produced by IMG College, the exclusive multi-media rightsholder for Vanderbilt. Jeff Miller is the general manager.

**Radio Affiliates**

WLAC 1510-AM	Nashville*
WQSV 790-AM	Ashland City
WDEF 1370-AM	Chattanooga
WKFN 540-AM	Clarksville
WEKR 1240-AM	Fayetteville
WJJM 1490-AM	Lewisburg
WMSR 1320-AM	Manchester
WOWW 1430-AM	Memphis
WOWW 97.7-FM	Memphis

\* Commodore Flagship Station

<b>3</b>	Vanderbilt has won three preseason tournaments since 2007 - in 2007, the Commodores won the South Padre Island Invitational, in 2008, the Cancun Challenge, and last year, the TicketCity Legends Classic in New Jersey.
<b>Home</b>	True freshman A.J. Astroth is the Commodores' only player from the state of Florida. Astroth played at Wharton High School in Tampa.
<b>54-7</b>	The Commodores are now 54-7 all-time in home openers at Memorial Gym.
<b>26</b>	Twenty-six of the Commodores' 30 games will be televised on cable this season, with two more slated for an ESPN3 broadcast. Saturday's game with Nicholls State and the game against Alabama A&M on December 15 are the only two not scheduled for television.
<b>Schedule</b>	The Commodore men's non-conference schedule includes the possibility of facing five 2012 NCAA Tournament teams - Davidson, West Virginia (possible opponent, Old Spice), Gonzaga (possible opponent, Old Spice), Xavier, and Butler - and seven total teams from the 2012 postseason (Oregon, MTSU). With three SEC opponents making the NCAA Tournament and four advancing to the NIT in 2012, Vanderbilt could face up to eight NCAA teams and 11 teams who advanced to postseason play a year ago.
<b>Up Next</b>	After the Old Spice Classic, Vanderbilt returns home to play in the SEC/Big East Invitational against Villanova on December 1.
<b>2</b>	The Commodores will play only two games at Memorial Gym before December 15 - Saturday's game against Nicholls State and a game against Villanova on December 1. The contest with the Wildcats is a part of the SEC-Big East Invitational.



**INS AND OUTS**

**Career Games Played**

Player	Games	Starts	Cons. Starts
Rod Odom	74	14	4
Kyle Fuller	56	5	4
Kedren Johnson	40	4	4
Dai-Jon Parker	37	0	0
Shelby Moats	19	3	0
James Siakam	15	0	0
Josh Henderson	11	1	1
Kevin Bright	4	4	4
Sheldon Jeter	3	0	0
A.J. Astroth	1	0	0
Carter Josephs	1	0	0

**Double-Digit Scoring Games**

Player	Career (Record)	'12-13	Cons.
Rod Odom	6 (3-3)	-	-
Kedren Johnson	4 (2-2)	3 (1-2)	3 (1-2)
Kevin Bright	1 (1-0)	1 (1-0)	-
Kyle Fuller	3 (1-2)	3 (1-2)	3 (1-2)
Josh Henderson	1 (1-0)	-	-
Dai-Jon Parker	1 (1-0)	-	-

**Double-Digit Rebounding Games**

Player	Career	'12-13	Cons.

**Double-Digit Assist Games**

Player	Career	'12-13	Cons.

**Double-Doubles**

Player	Career	'12-13	Cons.

**Triple Doubles**

Player	Career	'12-13	Cons.

**2012-13 Lineup Record**

Johnson, Fuller, Bright, Odom, Moats	1-2
Johnson, Fuller, Bright, Odom, Henderson	0-1

**PRESEASON SEC POLL**

Vanderbilt was picked to finish 10th in the SEC by a select group of 30 media members in a poll released by the league prior to the SEC Basketball Media Days in Birmingham.

**PRESEASON MEDIA POLL -- PTS**

Kentucky (17)	328
Florida (5)	310
Missouri (1)	286
Tennessee (1)	269
Arkansas	226
Alabama	222
Mississippi	186
Georgia	149
Texas A&M	122
<b>Vanderbilt</b>	<b>120</b>
LSU	116
Auburn	95
South Carolina	54
Mississippi State	37

\*First-Place Votes in Parentheses

**MEDIA VOTE**

**FIRST TEAM ALL-SEC**

BJ Young – Arkansas, G, 6-3, 180, Soph., St. Louis, Mo.  
 Kenny Boynton – Florida, G, 6-2, 190, Sr., Pompano Beach, Fla.  
 Nerlens Noel – Kentucky, F, 6-10, 228, Fr., Everett, Mass.  
 Phil Pressey – Missouri, G, 5-11, 175, Jr., Dallas, Texas  
 Jarnell Stokes – Tennessee, F, 6-8, 270, Soph., Memphis, Tenn.

**SECOND TEAM ALL-SEC**

Marshawn Powell – Arkansas, F, 6-7, 240, Jr., Newport News, Va.  
 Patric Young – Florida, C, 6-9, 249, Jr., Jacksonville, Fla.  
 Kentavious Caldwell-Pope – Georgia, G, 6-5, 205, Soph., Greenville, Ga.  
 Alex Poythress – Kentucky, F, 6-7, 239, Fr., Clarksville, Tenn.  
 Michael Dixon, Jr. – Missouri, G, 6-1, 190, Sr., Kansas City, Mo.  
 Jeronne Maymon – Tennessee, F, 6-7, 260, Sr., Madison, Wis.

**SEC Player of the Year:** Phil Pressey, Missouri

**COACHES VOTE**

**FIRST TEAM ALL-SEC**

Trevor Releford, Alabama  
 BJ Young, Arkansas  
 Kenny Boynton, Florida  
 Patric Young, Florida  
 Kentavious Caldwell-Pope, Georgia  
 Nerlens Noel, Kentucky  
 Phil Pressey, Missouri  
 Jeronne Maymon, Tennessee

**SECOND TEAM ALL-SEC**

Marshawn Powell, Arkansas  
 Alex Poythress, Kentucky  
 Johnny O'Bryant III, LSU  
 Reginald Buckner, Ole Miss  
 Murphy Holloway, Ole Miss  
 Trae Golden, Tennessee  
 Jarnell Stokes, Tennessee  
 Elston Turner, Texas A&M

**SEC STANDINGS**

**2012-13 SEC STANDINGS (11/19/12)**

	SEC	Pct.	All	Pct.
Alabama	0-0	.000	4-0	1.00
Texas A&M	0-0	.000	3-0	1.00
Ole Miss	0-0	.000	3-0	1.00
Florida	0-0	.000	3-0	1.00
Missouri	0-0	.000	3-0	1.00
Arkansas	0-0	.000	2-0	1.00
South Carolina	0-0	.000	2-0	1.00
LSU	0-0	.000	2-0	1.00
Tennessee	0-0	.000	3-1	1.00
Kentucky	0-0	.000	3-1	1.00
Auburn	0-0	.000	2-2	1.00
<b>Vanderbilt</b>	<b>0-0</b>	<b>.000</b>	<b>1-1</b>	<b>1.00</b>
Mississippi St.	0-0	.000	1-1	.000
Georgia	0-0	.000	1-2	.500

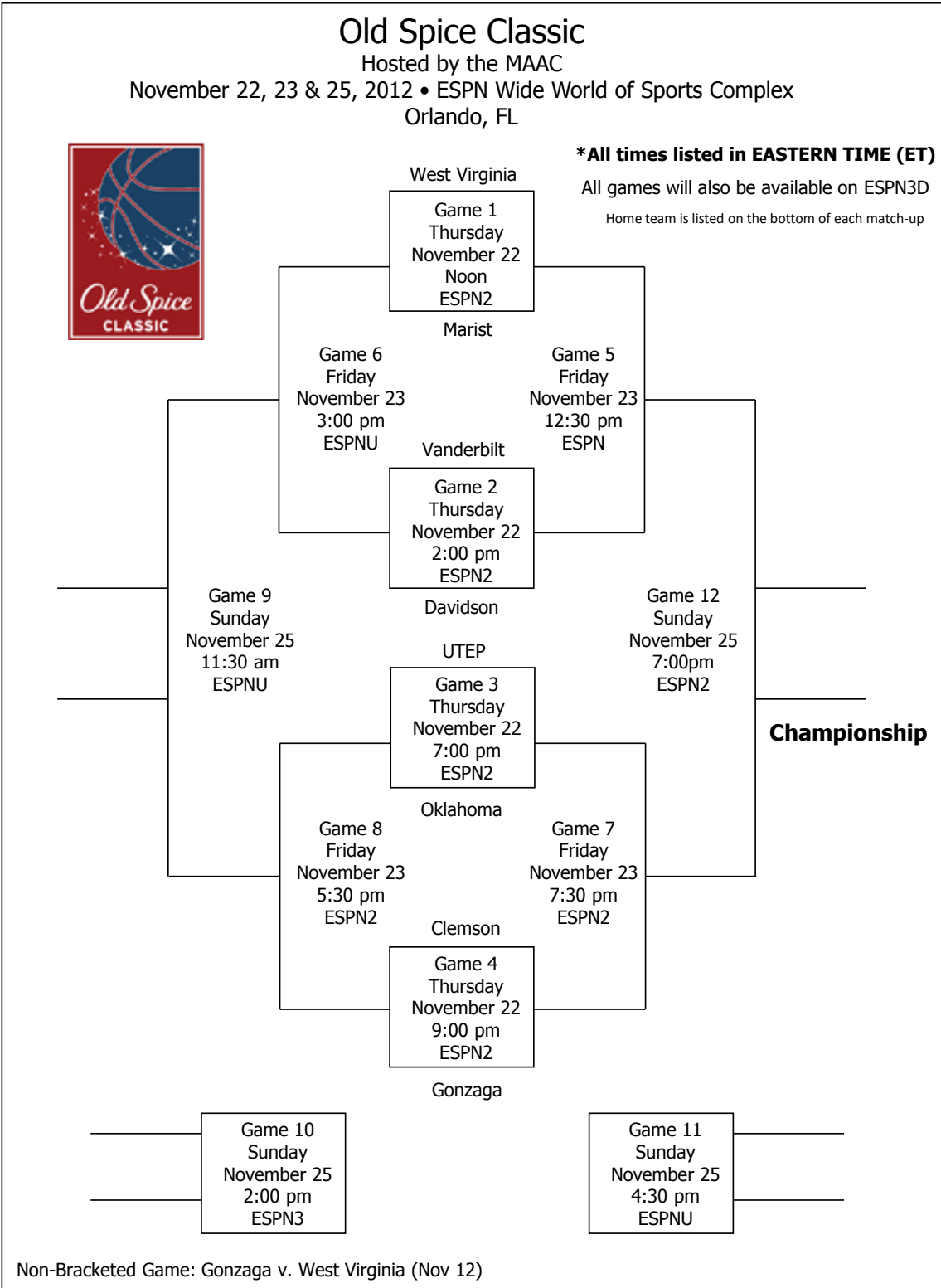
**SEC STATS**

**VU TEAM SEC RANKINGS**

Category	All
Scoring	12th (64.0)
Scoring Defense	13th (69.5)
Scoring Margin	14th (-5.5)
FT%	12th (.632)
FG%	12th (.423)
FG% Defense	13th (.442)
3FG%	8th (.340)
3FG% Defense	10th (.302)
3FG Made	2nd (8.0)
Rebound Margin	10th (-0.5)
Blocks	14th (1.0)
Assists	9th (13.0)
Steals	14th (4.0)
Turnover Margin	14th (-1.5)
Assist/TO Ratio	9th (0.9)

**VU INDIVIDUAL SEC RANKINGS (11/19/12)**

<b>Kedren Johnson</b>	<b>Total</b>
Scoring	T-4th (19.5)
Assists	5th (4.5)
3FG Made	T-7th (2.5)
Def. Rebounds	8th (5.0)
Minutes Played	1st (38.0)
<b>Kevin Bright</b>	<b>Total</b>
Rebounding	T-4th (8.0)
3FG%	1st (.800)
3FG Made	T-10th (2.0)
Def. Rebounds	1st (6.5)
<b>Kyle Fuller</b>	<b>Total</b>
FG%	9th (.545)
Assists	10th (3.5)
Minutes Played	3rd (36.5)



## Vanderbilt vs. Rest of Old Spice Field

The Commodores have never played Marist, Gonzaga, or UTEP, have played West Virginia once (0-1), Oklahoma twice (2-0), and Clemson 13 times (8-5).

Vanderbilt's only game with West Virginia came in the semifinals of the 2010 Puerto Rico Tip Off, with the Mountaineers escaping with a 74-71 win. VU's last meeting with Oklahoma came in the first round of the 1994 NIT (W, 78-59), and the Commodores' last meeting with Clemson also came in the 1994 NIT two rounds after the win over Oklahoma. Vanderbilt won that meeting, 89-74.

# THE LAST TIME...

## VANDERBILT

### INDIVIDUALS

#### Scoring:

**Scored 25 points** – Kedren Johnson (28), vs. Davidson, 11/22/2012

**Scored 30 points** – Jeffery Taylor (30), at Davidson, 12/7/2011

**Scored 35 points** – Billy McCaffrey (35), vs. Georgia, 2/24/1993

**Scored 40 points** – Shan Foster (42) vs. Mississippi State, 3/5/2008

#### Two Players Had 20 Points –

Jeffery Taylor (28) and John Jenkins (26) at Ole Miss, 2/16/2012

**Three Players Had 20 Points** – Derrick Byars (28), Shan Foster (21) and Ross Neltner (20) vs. Toledo, 12/2/2006

**Scored 20 Points in Two Straight Games** – John Jenkins at Ole Miss (26), 2/16/2012, at Georgia (28), 2/19/2012

**Scored 20 Points in Three Straight Games** – John Jenkins at Ole Miss (26), 2/16/2012, at Georgia (28), 2/19/2012, vs. S. Carolina (21), 2/22/2012

**Scored 20 Points in Four Straight Games** – John Jenkins vs. Monmouth (25), 11/25/11, vs. Xavier (20), 11/28/11, at Louisville (27), 12/2/2011, at Davidson (22), 12/7/2011

**Scored 20 Points in Five Straight Games** – Shan Foster vs. Georgia (29), 2/23/2008; vs. Tennessee (32), 2/26/2008; at Arkansas (22), 3/1/2008; vs. Mississippi State (42), 3/5/2008; at Alabama (21), 3/8/2008

**Scored 20 Points in Six Straight Games** – Shan Foster vs. Georgia (29), 2/23/2008; vs. Tennessee (32), 2/26/2008; at Arkansas (22), 3/1/2008; vs. Mississippi State (42), 3/5/2008; at Alabama (21), 3/8/2008; vs. Auburn (26), 3/13/2008

**Five Players Scored in Double Figures** – John Jenkins (18), Jeffery Taylor (16), Brad Tinsley (16), Dai-Jon Parker (10), and Josh Henderson (10) vs. Monmouth, 11/25/11

**Six Players Scored in Double Figures** – Jeffery Taylor (16), George Drake (14), Jermaine Beal (12), Festus Ezeli (11), Brad Tinsley (11), and A.J. Ogilvy (10) vs. Central Arkansas, 11/26/2008

**Four Players with 15 or more points** – Jeffery Taylor (20), John Jenkins (17), Brad Tinsley (16), Lance Goulbourne (16), Festus Ezeli (15) at LSU, 2/26/2011

#### Double-Doubles:

**Double-Double** – Jeffery Taylor (18 points, 11 rebounds) vs. Kentucky, 3/11/12

**20-10 game** – Jeffery Taylor (21 points, 11 rebounds) vs. LSU, 3/10/11

**30-10 game** – A.J. Ogilvy (33 points, 10 rebounds) vs. Oregon, 11/11/2011

**Back-to-back 20-10 games** – Matt Freije vs. South Carolina (26 points, 11 rebounds)

1/28/04; vs. Kentucky (20 points, 11 rebounds) 1/31/04

**Double-Double in Points and Rebounds** – Jeffery Taylor (18 points, 121 rebounds) vs. Kentucky, 3/11/12

**Double-Double in Points and Assists** – Brad Tinsley (11 points, 10 assists) vs. Presbyterian, 11/12/2010

**Double-Double in Points and Blocks** – Never  
**Double-Double in Points and Steals** – Never

**Double-Double in Two Consecutive games** – Festus Ezeli at Alabama (12 points, 10 rebounds) 1/19/2012, vs. Miss. St. (12 points, 14 rebounds) 1/22/2011

**Double-Double in three consecutive games** – Dan Langhi vs. Notre Dame (33 points, 10 rebounds) 11/21/1998; vs. Morehead State (18 points, 10 rebounds) 11/24/1998; vs. Ohio State (14 points, 17 rebounds) 11/28/1998

**Two players record double-double** – A.J. Ogilvy (12 points, 10 rebounds), Jeffery Taylor (16 points, 10 rebounds) vs. Arkansas, 3/8/2009

#### Triple-Doubles:

**Triple-Double** – Brad Tinsley (11 points, 10 rebounds, 10 assists) vs. Presbyterian, 11/12/2010

#### Field Goals:

**Made 10 FG in a game** – Jeffery Taylor (10) at Ole Miss, 2/16/2012

**Made 11 FG in a game** – Kedren Johnson (11) vs. Davidson, 11/22/2012

**Made 12 FG in a game** – Jeffery Taylor (12) vs. Longwood, 12/19/2011

**Made 16 FG in a game** – Shan Foster (16) vs. Mississippi State, 3/5/2008

**Attempted 15 FG in a game** – Kedren Johnson (15) at Oregon, 11/16/2012

**Attempted 16 FG in a game** – John Jenkins (16) vs. Ole Miss, 3/10/12

**Attempted 17 FG in a game** – Kedren Johnson (17) vs. Davidson, 11/22/2012

**Attempted 18 FG in a game** – John Jenkins (18) at Kentucky, 2/25/2012

**Attempted 19 FG in a game** – John Jenkins (19) vs. Oregon, 11/11/2011

**Attempted 20 FG in a game** – John Jenkins (21) vs. Marquette, 12/29/2010

#### Three-Pointers:

**Made 5 3-pointers in a game** – John Jenkins (5) vs. Ole Miss, 3/10/12

**Made 6 3-pointers in a game** – John Jenkins (6) vs. Florida, 2/28/2012

**Made 7 3-pointers in a game** – John Jenkins (7) vs. Lafayette, 12/21/2011

**Made 8 3-pointers in a game** – Shan Foster (8) vs. UMass, 1/5/2008

**Made 9 3-pointers in a game** – Shan Foster (9) vs. Mississippi State, 3/5/2008

**Attempted 10 3-pointers in a game** – John Jenkins (10) at Tennessee, 3/3/2012

**Attempted 15 3-pointers in a game** – John Jenkins (16) vs. Oregon, 11/11/2011

#### Free Throws:

**Made 8 FT in a game** – John Jenkins (8) vs. Kentucky, 3/11/12

**Made 9 FT in a game** – John Jenkins (9) vs. Georgia, 1/14/2012

**Made 10 FT in a game** – John Jenkins (10) vs. Harvard, 3/15/2012

**Made 12 FT in a game** – John Jenkins (12) at Ole Miss, 2/16/2012

**Made 13 FT in a game** – A.J. Ogilvy (13) vs. DePaul, 12/5/2009

**Made 18 FT in a game** – Matt Freije (18) vs. Indiana, 11/24/2003

**Attempted 12 FT in a game** – John Jenkins (13) vs. Harvard, 3/15/2012

**Attempted 14 FT in a game** – Festus Ezeli (14) vs. Belmont, 12/4/2010

**Attempted 15 FT in a game** – John Jenkins (15) at Ole Miss, 2/16/2012

#### Rebounds:

**10 Rebounds in a game** – Jeffery Taylor (11) vs. Kentucky, 3/11/12

**15 Rebounds in a game** – Lance Goulbourne (16) at Marquette, 12/29/2011

**10+ Rebounds in Three Consecutive Games** – Lance Goulbourne (16) vs. Ole Miss, 1/19/2011; (10) vs. St. Mary's, 1/22/2011; (12) at Miss. State, 1/27/2011

#### Assists:

**8 Assists** – Brad Tinsley (8) at Marquette, 12/29/2011

**9 Assists** – Brad Tinsley (9) at S. Carolina, 1/10/2012

**10 Assists** – Brad Tinsley (10), vs. Lafayette, 12/21/2011

**11 Assists** – Mario Moore (13) vs. Arkansas, 2/19/2005

**12 Assists** – Mario Moore (13) vs. Arkansas, 2/19/2005

**13 Assists** – Mario Moore (13) vs. Arkansas, 2/19/2005

**14 Assists** – Billy McCaffrey (14) vs. Kentucky, 1/13/1993

**5+ Assists in Four Consecutive Games** – Jermaine Beal (6) vs. South Carolina, 1/9/2008; at Kentucky (5), 1/12/2008; at Tennessee (5), 1/17/2008; vs. LSU (9), 1/19/2008

**8+ Assists in Two Consecutive Games** – Atiba Prater (9) at Georgia, 2/2/2000; (9) vs. Boston College, 2/6/2000

#### Blocks:

**4 Blocked Shots** – Festus Ezeli (4), at Ole Miss, 2/16/2012

**5 Blocked Shots** – Festus Ezeli (5) vs. S. Carolina, 2/22/2012

**6 Blocked Shots** – Festus Ezeli (6) at LSU, 2/26/2011

**7 Blocked Shots** – Festus Ezeli (7) at Georgia, 2/16/11

#### Steals:

**4 Steals** – Lance Goulbourne (4) at Tennessee, 3/3/2012

**5 Steals** – Jeffery Taylor (5) vs. Oregon, (11/11/2011)

**6 Steals** – Dan Cage (6) vs. Furman, 11/28/2006

**7 Steals** – James Strong (8) vs. Morehead State, 11/24/1998

**8 Steals** – James Strong (8) vs. Morehead State, 11/24/1998

#### Minutes:

**Played every minute** – Jermaine Beal (40), vs. Alabama (2/5/2009)

**Played over 40 minutes** – John Jenkins (42) at Florida, 2/1/2011

**All 5 starters played 40 minutes** – Steve Tchiengang (40), Brad Tinsley (40), Lance Goulbourne (41), Jeffery Taylor (41), and John Jenkins (41), at Louisville, 12/2/2011

#### Fouls:

**Technical Foul** – Festus Ezeli, vs. Kentucky, 3/11/12

**Fouled Out** – Shelby Moats, at Oregon, 11/16/2012

**Two Players Fouled Out** – Steve Tchiengang and Festus Ezeli vs. Tennessee, 2/22/2011

**Three Players Fouled Out** – Festus Ezeli, Steve Tchiengang, Jeffery Taylor at Florida, 2/1/2011

#### TEAM

**Started the game with Opponent Technical Foul** – Furman bench, 12/22/2008

**Scored 95 or more points** – 99 vs. Longwood 12/19/11 (W, 99-71)

**Scored 100 or more points** – 102 at Ole Miss, 2/16/2012 (W, 102-76)

**Scored 100 or more points (SEC game)** – 102 at Ole Miss, 2/16/2012 (W, 102-76)

**Scored 110 or more points** – 113 vs. Alabama A&M 12/30/1998 (W, 113-71)

**Scored 110 or more points (SEC game)** – 111 vs. Alabama 2/21/1972 (W, 111-91)

**Scored 120 or more points** – 130 vs. Ole Miss 12/22/1970 (W, 130-112)

**Scored 120 or more points (SEC game)** – 130 vs. Ole Miss 12/21/1970 (W, 130-112)

**Scored 130 or more points** – 130 vs. Ole Miss 12/22/1970 (W, 130-112)

**Scored Less than 50 points** – 33 vs. Marist 11/23/2012 (L, 50-33)

**Scored Less than 40 points** – 33 vs. Marist 11/23/2012 (L, 50-33)

**Scored 20 or less points in half** – 14 vs. Marist 11/23/2012 (L, 50-33)

**Scored 90+ points in three consecutive games** – 95 vs. Bradley, 11/24/2007 (W, 95-86); 91 vs. South Alabama, 11/29/2007 (W, 91-88); vs. Georgia Tech, 12/1/2007 (W, 92-79)

**Allowed 90 or more points** – 94, Florida, 1/25/2009 (L, 69-94)

**Allowed 100 or more points** – 106, Kentucky, 3/5/2003 (L, 44-106)

**Allowed Less than 50 points** – 48, S. Carolina, 2/22/2012 (W, 59-48)

**Allowed 40 or Less points** – 35, vs. Auburn, 1/7/2012 (W, 65-35)

**Shot 60% or better** – .625 at Ole Miss, 2/16/2012 (W, 102-76)

# THE LAST TIME...

**Shot over 67% FG** – .679 vs. TSU, 12/19/2009 (W, 84-71)  
**Shot 50% or better** – .543 vs. Harvard, 3/15/2012 (W, 79-70)  
**Shot lower than 30%** – .230 vs. Marist 11/23/2012 (L, 50-33)  
**Allowed 60% shooting** – .612 at Florida, 2/21/2009 (L, 68-82)  
**Scored 100 points in two consecutive games** – 111 vs. North Alabama 12/20/1980 (W, 111-79) and 111 vs. Memphis 12/23/1980 (W, 111-96)  
**Scored 100 points in three consecutive games** – Never  
**Scored 100 points in Consecutive SEC games** – 104 vs. LSU 2/19/1972 (W, 104-83) and 111 vs. Alabama 2/21/1972 (W, 111-91)  
**Won game by 70 points or more** – 71 vs. Union (Tenn.) (W, 95-24), 1911-12  
**Won game by 60 points or more** – 71 vs. Union (Tenn.) (W, 95-24), 1911-12  
**Won game by 50 points or more** – 51 vs. Army (W, 92-41) 11/14/1998  
**Game decided by one point** – vs. Miss. St., 1/21/2012 (L, 77-78)  
**Two consecutive games decided by one point** – at South Carolina (L, 70-71) 1/7/1998 and Tennessee (W, 80-79) 1/10/1998  
**Three consecutive games decided by one point** – Never  
**Shot 90% or Better from Free Throw Line** – 90.9% vs. Mississippi State (20-22) 3/11/2011  
**Shot less than 50% from Free Throw Line** – .333 vs. Chaminade (1-of-3) 11/24/2009  
**Shot less than 20% from 3PT** – .200 (2-20) vs. Marist 11/23/2012 (L, 50-33)  
**Attempted 30 FT** – 38 (30-38) at Ole Miss, 2/16/2012  
**Attempted 40 FT** – 45 (30-45) vs. Georgia, 1/14/2012  
**Attempted five or less FT** – 3 vs. Chaminade, 11/24/2009  
**Made 20 FT** – 21 vs. Harvard, 3/15/2012  
**Made 30 FT** – 30 at Ole Miss, 2/16/2012  
**Made 15 3FG** – 15 vs. Lafayette, 12/21/2011  
**Won an Overtime Game** – vs. Georgia, 2/25/2010 (W, 96-94)  
**Lost by 25 or More Points** – at Oregon, 11/16/2012 (L, 48-74)  
**Lost an Overtime Game** – vs. Miss. St., 1/21/2012 (L, 77-78)  
**Played Two Overtimes** – at Kentucky, 1/12/2008 (L, 79-73)  
**Played Three Overtimes** – at Ole Miss 2/17/1982 (L, 51-48)  
**Played Four Overtimes** – at Ole Miss 2/17/1982 (L, 51-48)  
**Played consecutive games that went to overtime** – vs. Xavier 11/28/2011 (L, 82-70) and at Louisville, 12/2/2011 (L, 62-60)  
**Had 20 Turnovers** – 20 at Georgia, 2/19/2012  
**Had fewer than 10 Turnovers in two straight games** – vs. Mississippi State (5) 3/1/2011, vs. Florida (6) 3/12/2011

## OPPONENT - INDIVIDUALS

**Scoring:**  
**Scored 25 points** – Anthony Davis (28) at Kentucky, 2/25/2012  
**Scored 30 points** – Casey Mitchell (31) vs. West Virginia, 11/19/2010

**Scored 35 points** – Rotnei Clarke, (36) 1/29/2011  
**Scored 40 points** – Morris Almond (44), Rice, 1/3/2007  
**Two Players Had 20 Points** -- Dee Bost (24) and Arnett Moultrie (21) vs. Miss. St., 1/21/2012  
**Five Players Scored in Double Figures** Rickey Scott (18), Julysse Nobles (17), BJ Young (12), Mardracus Wade (10), Rashad Madden (10) at Arkansas, 1/31/2012  
**Six Players Scored in Double Figures** – Bam Doyno (22), Dwayne Curtis (12), Todd Abernethy (11), Clarence Sanders (11), Polynice (10) and Williams (10), vs. Ole Miss, 1/27/2007  
**Four Players with 15 or more points** – Erik Daniels (20), Marquis Estill (17), Kelenna Azubuike (16) and Gerald Fitch (15) vs. Kentucky, 3/5/2003

### Double-Doubles:

**Double-Double** – Fred Hunter (21 points, 10 rebounds), vs. Nicholls State, 11/10/12  
**Triple-Double** – Sam Muldrow (16 points, 14 rebounds and 10 blocks) at South Carolina, 1/8/2010  
**20-10 game** – Fred Hunter (21 points, 10 rebounds) vs. Nicholls State, 11/10/2012  
**30-10 game** – Morris Almond (44 points, 12 rebounds) at Rice, 1/3/2007

### Double-Double in Points and Rebounds

– Fred Hunter (21 points, 10 rebounds) vs. Nicholls State, 11/10/12  
**Double-Double in Points and Assists** – Nick Calathes (15 points, 10 assists) at Florida, 1/27/2008

**Two players record double-doubles** – Yancy Gates (16 points, 10 rebounds), Dion Dixon (12 points, 10 rebounds) vs. Cincinnati, 11/23/2009

### Field Goals:

**Made 10 FG in a game** – Anthony Davis (10) at Kentucky, 2/25/2012  
**Made 11 FG in a game** – Omar Samhan (11) at St. Mary's, 11/20/2009  
**Made 12 FG in a game** – Storm Warren, (12) at LSU, 2/26/2011  
**Made 13 FG in a game** – Lester Hudson (13) vs. Tennessee-Martin, 12/29/2007

**Attempted 15 FG in a game** – Damien Leonard vs. S. Carolina, 2/22/2012

**Attempted 16 FG in a game** – Anthony Hickey (16) vs. LSU, 2/8/2012  
**Attempted 17 FG in a game** – Antwan Carter vs. Longwood, 12/19/2011  
**Attempted 18 FG in a game** – Mark Lyons (18) vs. Xavier, 11/28/2011  
**Attempted 19 FG in a game** – Marcus Dennon (19) at Missouri, 12/8/2010  
**Attempted 20 FG in a game** – Tu Holloway (20) vs. Xavier, 11/28/2011  
**Attempted 25 FG in a game** – Courtney Fortson (27) vs. Arkansas, 3/8/2009

### Three-Pointers:

**Made 5 3-pointers in a game** – Jalen Steele (5) vs. Miss. St., 1/21/2012

**Made 6 3-pointers in a game** – Laurent Rivard vs. Harvard, 3/15/2012  
**Made 7 3-pointers in a game** – Chandler Parsons (7) vs. Florida, 1/25/2009  
**Made 8 3-pointers in a game** – Brian Sullivan (8) vs. Miami (OH), 1/2/2012  
**Attempted 10 3-pointers in a game** – Kentavious Caldwell-Pope vs. Georgia, 1/14/2012

### Free Throws:

**Made 8 FT in a game** – Trae Golden (8) at Tennessee, 3/3/2012  
**Made 9 FT in a game** – E.J. Singler (9), at Oregon, 11/16/2012  
**Made 10 FT in a game** – Jake Cohen (10) at Davidson, 12/7/2011  
**Made 11 FT in a game** – Iman Shumpert (11) at Georgia Tech, 12/6/2008  
**Made 17 FT in a game** – Morris Almond (17) at Rice, 1/3/2007

**Attempted 10 FT in a game** – E.J. Singler (11) at Oregon, 11/16/2012

**Attempted 13 FT in a game** – DeMarcus Cousins (13) at Kentucky, 1/30/2010

**Attempted 14 FT in a game** – Jae Crowder (14) at Marquette, 12/29/2011

**Attempted 15 FT in a game** – Morris Almond (19) at Rice, 1/3/2007

### Rebounds:

**10 Rebounds in a game** – Jay Bowie (12) vs. Marist, 11/23/12  
**15 Rebounds in a game** – Lance Goulbourne (16) at Marquette, 12/29/11  
**18 Rebounds in a game** – Daniel Northern (18) vs. Tennessee Tech, 12/20/2008  
**19 Rebounds in a game** – Omar Samhan (19) at St. Mary's, 11/20/2009  
**20 Rebounds in a game** – Roy Rogers (20) at Alabama, 1/3/1996

### Assists

**8 Assists** – Johnathan Loyd (10) vs. Oregon, 11/11/2011  
**9 Assists** – John Wall (9) at Kentucky, 1/30/2010  
**10 Assists** – Nick Calathes (10) at Florida, 1/27/2008  
**11 Assists** – Dee Bost (11) vs. Mississippi State, 3/11/2011  
**12 Assists** – G.G. Smith (12) vs. Georgia, 2/3/1999

### Blocks:

**4 Blocked Shots** – Terrence Jones (4), vs. Kentucky, 2/11/2012  
**5 Blocked Shots** – Jarnell Stokes (5) at Tennessee, 3/3/2012  
**6 Blocked Shots** – Anthony Davis (6) at Kentucky, 2/25/2012  
**7 Blocked Shots** – Anthony Davis (7), vs. Kentucky, 2/11/2012  
**8 Blocked Shots** – Jarvis Varnado (9) vs. Mississippi State, 2/3/2010  
**10 Blocked Shots** – Sam Muldrow (10) at South Carolina, 1/8/2011

### Steals:

**5 Steals** – Zaire Taylor (5) vs. Missouri, 12/2/2009

**6 Steals** – Trevor Releford (6) at Alabama, 1/19/12  
**7 Steals** – Aaron Lucas (7) at South Carolina, 1/19/2002  
**8 Steals** – Steve Wojciechowski (8) at Duke, 11/22/1996  
**Two players with 3 steals** – Ed Waite (4) and Andrew Nicholas (4) vs Monmouth, 11/25/201  
**Minutes:**  
**Played every minute** – Arnett Moultrie (45) vs. Miss. St., 1/21/2012  
**Played over 40 minutes** – Arnett Moultrie (45) vs. Miss. St., 1/21/2012

### Fouls:

**Technical Foul** – Terrance Henry at Ole Miss, 2/16/2012  
**Fouled Out** – Reginald Buckner, vs. Ole Miss, 3/10/12  
**Three Players Fouled Out** – Donte' Williams, Nemanja Djuristic, John Florveus vs. Georgia, 1/14/2012

## OPPONENT - TEAM

**Scored 90 or more points at Memorial Gym** – 94 vs. Georgia, 2/25/2010 (VU 96, UGA 94 (OT))  
**Scored 100 or more points** – 106 at Kentucky 3/5/2003 (L, 44-106)  
**Scored 110 or more points** – 120 vs. Kentucky 2/7/1996 (L, 81-120)  
**Scored 120 or more points** – 120 vs. Kentucky 2/7/1996 (L, 81-120)  
**Scored 130 or more points** – Never  
**Scored Less than 50 points** – 48 vs. S. Carolina, 2/22/2012 (W, 59-48)  
**Scored Less than 40 points** – 35 vs. Auburn, 1/7/2012 (W, 65-35)  
**Shot 50% or Better** – .500 vs. Davidson, 11/22/2012  
**Shot 60% or Better** – .612 at Florida (UF 82, VU 68), 2/21/2009  
**Shot 60% or Better from 3PT** – .600 (15-25) vs. Florida, 1/25/2009 (L, 69-94)  
**Shot less than 30% FG** – .293 (22-of-75), vs. Davidson, 1/2/2011 (VU 80, Davidson 52)  
**Shot less than 15% from 3PT** – .118 (2-17), vs. Georgia (3/9/12) (VU 63, Georgia 41)  
**Held Opponent Without a 3-Pointer** – vs. Nebraska, 11/18/10 (W, 59-49)  
**Shot 90% or Better from Free Throw Line** – .94.1, at Florida (16-17), 2/4/2012  
**Shot less than 50% from Free Throw Line** – .450 at Arkansas, 2/27/2010  
**Attempted 30 FT** – 30 at Marquette, 12/29/2011  
**Attempted 40 FT** – 42 at Mississippi State, 2/12/2007  
**Attempted 45 or More FT** – 49 at South Carolina, 1/28/2009  
**Attempted five or less FT** – 1 vs. Miami (OH), 1/2/2012  
**Made 20 FT** – 23 at Tennessee, 3/3/2012  
**Made 30 FT** – 32 at South Carolina, 1/28/2009  
**Made 0 FT** – Georgia, 1/14/2009  
**Made 12 3PT** – 12 at Kentucky, 1/30/2010  
**Made 15 3PT** – 15 vs. Florida, 1/25/2009  
**Attempted 30 or more 3PT** – 34 vs. Mississippi State, 2/3/2010  
**Had 20 Turnovers** – 25 vs. Tennessee, 1/24/20



**A.J. ASTROTH**

**20** Freshman, Guard  
6'6" 200 lbs.  
Tampa, Fla.  
Wharton HS

**SEASON HIGHS**

**Points:**  
**FG Made:**  
**FG Atts:** 2, at Oregon (11/16/12)  
**3FG Made:**  
**3FG Atts:** 1, at Oregon (11/16/12)  
**FT Made:**  
**FT Atts:**  
**Rebounds:**  
**Assists:**  
**Turnovers:**  
**Blocks:**  
**Steals:**  
**Minutes:** 3, at Oregon (11/16/12)

**CAREER HIGHS**

**Points:**  
**FG Made:**  
**FG Atts:** 2, at Oregon (11/16/12)  
**3FG Made:**  
**3FG Atts:** 1, at Oregon (11/16/12)  
**FT Made:**  
**FT Atts:**  
**Rebounds:**  
**Assists:**  
**Turnovers:**  
**Blocks:**  
**Steals:**  
**Minutes:** 3, at Oregon (11/16/12)

**MISCELLANEOUS**

**ASTROTH NOTEBOOK**

- ⊕ Averaged 1.0 points and 1.5 rebounds in two exhibition games.
- ⊕ Missed Saturday's game with Nicholls State with slight ankle sprain - listed as day to day.
- ⊕ Big shooting guard from Tampa, Fla., who averaged 22 points, 7.5 rebounds, 4.5 assists, and 3.4 steals for his Wharton High School team...Also the school's all-time leading scorer.
- ⊕ Was a first-team all-Hillsborough County member for his junior and senior seasons, and was a second-team all-state selection in his senior campaign.
- ⊕ Plans to major in Business Management and Marketing.
- ⊕ Advice to youngsters: "Don't let anyone tell you that you can't do something. If you want it, work your behind off, and go get it."

**ASTROTH GAME-BY-GAME (FRESHMAN)**

Opponent	M	FG-A	3P-A	FT-A	Reb	PF	A	T	B	S	PTS
N10 Nicholls State	DNP										
N16 @Oregon	3	0-2	0-1	0-0	0	0	0	0	0	0	0
N22 Davidson	DNP										
N23 Marist	DNP										
N25 UTEP											
D1 Villanova											
D6 @Xavier											
D15 Alabama A&M											
D17 Cornell											
D21 vs. MTSU											
D29 Butler											
J2 William & Mary											
J10 Kentucky											
J12 @Arkansas											
J15 Ole Miss											
J19 @South Carolina											
J23 Auburn											
J26 @Missouri											
J29 @Tennessee											
F2 Alabama											
F6 @LSU											
F9 Arkansas											
F13 Tennessee											
F16 Texas A&M											
F20 @Kentucky											
F23 @Mississippi St.											
F27 Georgia											
M2 @Auburn											
M6 @Florida											
M9 South Carolina											

Astroth's Overall Statistics at Vanderbilt																											
Year	GP	GS	Min	Avg	FG	FGA	Pct	3FG	3FGA	Pct	FT	FTA	Pct	Off	Def	Tot	Avg	PF	FO	Ast	TO	Blk	Stl	Pts	Avg		
2012-13	1	0	3	3.0	0	2	.000	0	1	.000	0	0	.000	0	0	0	0.0	0	0	0	0	0	0	0	0.0		
<b>TOTAL</b>	<b>1</b>	<b>0</b>	<b>3</b>	<b>3.0</b>	<b>0</b>	<b>2</b>	<b>.000</b>	<b>0</b>	<b>1</b>	<b>.000</b>	<b>0</b>	<b>0</b>	<b>.000</b>	<b>0</b>	<b>0</b>	<b>0</b>	<b>0.0</b>	<b>0</b>	<b>0</b>	<b>0</b>	<b>0</b>	<b>0</b>	<b>0</b>	<b>0</b>	<b>0.0</b>		

Astroth's SEC Statistics at Vanderbilt																											
Year	GP	GS	Min	Avg	FG	FGA	Pct	3FG	3FGA	Pct	FT	FTA	Pct	Off	Def	Tot	Avg	PF	FO	Ast	TO	Blk	Stl	Pts	Avg		
2012-13																											
<b>TOTAL</b>																											



**KEVIN BRIGHT**

**15**

Freshman, Guard  
6'5" 210 lbs.  
Mannheim, Germany  
Urspring Basketball Acad.

**SEASON HIGHS**

- Points:** 15, vs. Nicholls State (11/10/12)
- FG Made:** 5, vs. Nicholls State (11/10/12)
- FG Atts:** 8, vs. Nicholls State (11/10/12)
- 3FG Made:** 3, vs. Nicholls State (11/10/12)
- 3FG Atts:** 3, vs. Nicholls State (11/10/12)
- FT Made:** 2, vs. Nicholls State (11/10/12)
- FT Atts:** 2, 2x, last at Oregon (11/16/12)
- Rebounds:** 8, 3x, last vs. Marist (11/23/12)
- Assists:** 2, vs. Davidson (11/22/12)
- Turnovers:** 3, vs. Nicholls State (11/10/12)
- Blocks:**
- Steals:** 1, at Oregon (11/16/12)
- Minutes:** 31, vs. Davidson (11/22/12)

**CAREER HIGHS**

- Points:** 15, vs. Nicholls State (11/10/12)
- FG Made:** 5, vs. Nicholls State (11/10/12)
- FG Atts:** 8, vs. Nicholls State (11/10/12)
- 3FG Made:** 3, vs. Nicholls State (11/10/12)
- 3FG Atts:** 3, vs. Nicholls State (11/10/12)
- FT Made:** 2, vs. Nicholls State (11/10/12)
- FT Atts:** 2, 2x, last at Oregon (11/16/12)
- Rebounds:** 8, 3x, last vs. Marist (11/23/12)
- Assists:** 2, vs. Davidson (11/22/12)
- Turnovers:** 3, vs. Nicholls State (11/10/12)
- Blocks:**
- Steals:** 1, at Oregon (11/16/12)
- Minutes:** 31, vs. Davidson (11/22/12)

**MISCELLANEOUS**

**BRIGHT NOTEBOOK**

- ⊛ Averaged 9.0 points and 5.0 rebounds in two exhibition game starts, scored 15 points in collegiate debut.
- ⊛ Leads SEC in 3FG% (80%) and Defensive Rebounds (6.5).
- ⊛ First true freshman to start first game of the season for Commodores since Jeffery Taylor in 2008.
- ⊛ Member of the 2012 Under 20/21 German National team that placed fifth in European Championship.
- ⊛ Played at the Urspring Basketball Academy in Uln, Germany...His team was the German Champion in 2006, 2007, 2008, and 2011...Averaged 14.7 points, 7.6 rebounds, 3.4 assists, 1.2 blocks, and 1.3 steals in his last season at Urspring.
- ⊛ Undecided on major at Vanderbilt.
- ⊛ Best advice received: "We all have the choice to take the lead or to follow. It depends on you."

**BRIGHT GAME-BY-GAME (FRESHMAN)**

Opponent	M	FG-A	3P-A	FT-A	Reb	PF	A	T	B	S	PTS
N10 Nicholls State	24	5-8	3-3	2-2	8	4	1	3	0	0	15
N16 @Oregon	28	2-4	1-2	0-2	8	1	1	1	0	1	5
N22 Davidson	31	0-2	0-0	0-0	4	0	2	1	0	0	0
N23 Marist	26	1-5	1-3	0-0	8	2	0	2	0	0	3
N25 UTEP											
D1 Villanova											
D6 @Xavier											
D15 Alabama A&M											
D17 Cornell											
D21 vs. MTSU											
D29 Butler											
J2 William & Mary											
J10 Kentucky											
J12 @Arkansas											
J15 Ole Miss											
J19 @South Carolina											
J23 Auburn											
J26 @Missouri											
J29 @Tennessee											
F2 Alabama											
F6 @LSU											
F9 Arkansas											
F13 Tennessee											
F16 Texas A&M											
F20 @Kentucky											
F23 @Mississippi St.											
F27 Georgia											
M2 @Auburn											
M6 @Florida											
M9 South Carolina											

Bright's Overall Statistics at Vanderbilt																									
Year	GP	GS	Min	Avg	FG	FGA	Pct	3FG	3FGA	Pct	FT	FTA	Pct	Off	Def	Tot	Avg	PF	FO	Ast	TO	Blk	Stl	Pts	Avg
2012-13	4	4	109	27.3	8	19	.421	5	8	.625	2	4	.500	6	22	28	7.0	7	0	4	7	0	1	23	5.8
<b>TOTAL</b>	<b>4</b>	<b>4</b>	<b>109</b>	<b>27.3</b>	<b>8</b>	<b>19</b>	<b>.421</b>	<b>5</b>	<b>8</b>	<b>.625</b>	<b>2</b>	<b>4</b>	<b>.500</b>	<b>6</b>	<b>22</b>	<b>28</b>	<b>7.0</b>	<b>7</b>	<b>0</b>	<b>4</b>	<b>7</b>	<b>0</b>	<b>1</b>	<b>23</b>	<b>5.8</b>

Bright's SEC Statistics at Vanderbilt																									
Year	GP	GS	Min	Avg	FG	FGA	Pct	3FG	3FGA	Pct	FT	FTA	Pct	Off	Def	Tot	Avg	PF	FO	Ast	TO	Blk	Stl	Pts	Avg
2012-13																									
<b>TOTAL</b>																									



**KYLE FULLER**

**11**

Junior, Guard  
6'1" 180 lbs.  
Moreno Valley, Calif.  
Rancho Verde HS

**SEASON HIGHS**

**Points:** 17, at Oregon (11/16/12)  
**FG Made:** 6, 3x, last vs. Davidson (11/22/12)  
**FG Atts:** 15, vs. Davidson (11/22/12)  
**3FG Made:** 2, 2x, last vs. Davidson (11/22/12)  
**3FG Atts:** 5, 2x, last vs. Davidson (11/22/12)  
**FT Made:** 5, at Oregon (11/16/12)  
**FT Atts:** 6, at Oregon (11/16/12)  
**Rebounds:** 6, vs. Davidson (11/22/12)  
**Assists:** 6, vs. Nicholls State (11/10/12)  
**Turnovers:** 6, at Oregon (11/16/12)  
**Blocks:**  
**Steals:** 1, vs. Marist (11/23/12)  
**Minutes:** 39, vs. Davidson (11/22/12)

**CAREER HIGHS**

**Points:** 17, at Oregon (11/16/12)  
**FG Made:** 6, 3x, last vs. Davidson (11/22/12)  
**FG Atts:** 15, vs. Davidson (11/22/12)  
**3FG Made:** 2, 3x, last vs. Davidson (11/22/12)  
**3FG Atts:** 5, 2x, last vs. Davidson (11/22/12)  
**FT Made:** 5, at Oregon (11/16/12)  
**FT Atts:** 6, at Oregon (11/16/12)  
**Rebounds:** 6, vs. Davidson (11/22/12)  
**Assists:** 6, vs. Nicholls State (11/10/12)  
**Turnovers:** 6, at Oregon (11/16/12)  
**Blocks:** 1, vs. Presbyterian (11/12/10)  
**Steals:** 2, 3x, last vs. Longwood (12/19/11)  
**Minutes:** 39, vs. Davidson (11/22/12)

**MISCELLANEOUS**

	2012-13	Career
5+ Assists	1	2

**FULLER NOTEBOOK**

- ☛ Point guard who has improved shooting over the summer, will see significant playing time this season.
- ☛ One of four Commodores to average double figures in the exhibition season - he averaged 10.5 points, 3.5 rebounds, and 4.5 assists per game. Scored 15 points and had six assists in season opener and career high 17 points at Oregon.
- ☛ Only player from Californian on roster.
- ☛ Played in 18 games in 2011-12, averaged 0.9 points, 0.9 rebounds, and 0.9 points per game.
- ☛ Dished out season-high four assists vs. Monmouth.
- ☛ Played in all 34 games in 2010-11, and averaged 1.9 points and 1.6 assists per game in 15 minutes of action.
- ☛ Averaged 27.6 points, eight assists, six rebounds, and four steals per game as a point guard at Rancho Verde High School.
- ☛ Winningest player in Rancho Verde history, was a four-year captain, and a three-year starter.
- ☛ Nickname is Zoomey.

**FULLER GAME-BY-GAME (JUNIOR)**

Opponent	M	FG-A	3P-A	FT-A	Reb	PF	A	T	B	S	PTS
N10 Nicholls State	36	6-13	2-5	1-3	3	1	6	1	0	0	15
N16 @Oregon	37	6-9	0-1	5-6	1	0	1	6	0	0	17
N22 Davidson	39	6-15	2-5	0-0	6	2	1	2	0	0	14
N23 Marist	36	2-12	0-5	0-0	0	1	1	2	0	1	36
N25 UTEP											
D1 Villanova											
D6 @Xavier											
D15 Alabama A&M											
D17 Cornell											
D21 vs. MTSU											
D29 Butler											
J2 William & Mary											
J10 Kentucky											
J12 @Arkansas											
J15 Ole Miss											
J19 @South Carolina											
J23 Auburn											
J26 @Missouri											
J29 @Tennessee											
F2 Alabama											
F6 @LSU											
F9 Arkansas											
F13 Tennessee											
F16 Texas A&M											
F20 @Kentucky											
F23 @Mississippi St.											
F27 Georgia											
M2 @Auburn											
M6 @Florida											
M9 South Carolina											

Fuller's Overall Statistics at Vanderbilt

Year	GP	GS	Min	Avg	FG	FGA	Pct	3pt	3ptA	Pct	FT	FTA	Pct	Off	Def	Tot	Avg	PF	FO	Ast	TO	Blk	Stl	Pts	Avg
2010-11	34	0	499	14.7	24	78	.308	7	29	.241	8	16	.500	8	38	46	1.4	44	0	55	34	1	13	63	1.9
2011-12	18	1	125	6.9	6	22	.273	0	8	.000	5	8	.625	2	14	16	0.9	7	0	17	10	0	5	17	0.9
2012-13	4	4	148	37.0	20	49	.408	4	16	.250	6	9	.667	1	9	10	2.5	4	0	9	11	0	1	50	12.5
<b>TOTAL</b>	<b>56</b>	<b>5</b>	<b>772</b>	<b>13.8</b>	<b>50</b>	<b>149</b>	<b>.336</b>	<b>11</b>	<b>53</b>	<b>.208</b>	<b>19</b>	<b>33</b>	<b>.576</b>	<b>11</b>	<b>61</b>	<b>72</b>	<b>1.3</b>	<b>55</b>	<b>0</b>	<b>81</b>	<b>55</b>	<b>1</b>	<b>19</b>	<b>130</b>	<b>2.3</b>

Fuller's SEC Statistics at Vanderbilt

Year	GP	GS	Min	Avg	FG	FGA	Pct	3pt	3ptA	Pct	FT	FTA	Pct	Off	Def	Tot	Avg	PF	FO	Ast	TO	Blk	Stl	Pts	Avg
2010-11	16	0	218	13.6	7	28	.250	4	8	.500	5	10	.500	4	18	22	1.4	18	0	21	11	0	5	23	1.4
2011-12	8	0	24	3.0	1	5	.200	0	1	.000	1	2	.500	0	3	3	0.4	0	0	4	3	0	0	3	0.4
<b>TOTAL</b>	<b>24</b>	<b>0</b>	<b>242</b>	<b>10.1</b>	<b>8</b>	<b>33</b>	<b>.242</b>	<b>4</b>	<b>9</b>	<b>.444</b>	<b>6</b>	<b>12</b>	<b>.500</b>	<b>4</b>	<b>21</b>	<b>25</b>	<b>1.0</b>	<b>18</b>	<b>0</b>	<b>25</b>	<b>14</b>	<b>0</b>	<b>5</b>	<b>26</b>	<b>1.1</b>



**JOSH HENDERSON**

**40** RS Sophomore, Center  
6'11" 220 lbs.  
Roanoke, Va.  
Cave Spring HS

**SEASON HIGHS**

**Points:** 4, 2x, last vs. Marist (11/23/12)  
**FG Made:** 2, 2x, last vs. Marist (11/23/12)  
**FG Atts:** 8, vs. Marist (11/23/12)  
**3FG Made:**  
**3FG Atts:**  
**FT Made:** 3, at Oregon (11/16/12)  
**FT Atts:** 4, at Oregon (11/16/12)  
**Rebounds:** 5, at Oregon (11/16/12)  
**Assists:** 2, at Oregon (11/16/12)  
**Turnovers:** 2, at Oregon (11/16/12)  
**Blocks:** 1, vs. Marist (11/23/12)  
**Steals:** 1, 2x, last vs. Marist (11/23/12)  
**Minutes:** 22, 2x, last vs. Marist (11/23/12)

**CAREER HIGHS**

**Points:** 10, vs. Monmouth (11/25/11)  
**FG Made:** 4, vs. Monmouth (11/25/11)  
**FG Atts:** 5, vs. Davidson (11/22/12)  
**3FG Made:**  
**3FG Atts:**  
**FT Made:** 3, at Oregon (11/16/12)  
**FT Atts:** 4, 2x, last at Oregon (11/16/12)  
**Rebounds:** 5, 2x, last at Oregon (11/16/12)  
**Assists:** 4, vs Bucknell (11/15/11)  
**Turnovers:** 2, 2x, last at Oregon (11/16/12)  
**Blocks:** 1, vs. Marist (11/23/12)  
**Steals:** 1, 3x, last vs. Marist (11/23/12)  
**Minutes:** 22, 2x, last vs. Marist (11/23/12)

**HENDERSON NOTEBOOK**

- ⊛ Played in second exhibition game against Delta State after recovering from right foot injury - scored eight points and had five rebounds against Delta State.
- ⊛ Played 13 minutes and had three points and two rebounds against Nicholls State.
- ⊛ Played in eight games in 2011-12 and averaged 2.6 points and 2.9 rebounds.
- ⊛ Played in first game as a collegian against Oregon last year - scored four points and had four rebounds in 11 minutes.
- ⊛ Scored a career-high 10 points vs. Monmouth (11/25); was 4-4 from the floor.
- ⊛ Has team-high four assists vs. Bucknell (11/15)
- ⊛ Redshirted in 2010-11.
- ⊛ Will vie for starting spot at five position.
- ⊛ Signed in the spring of 2010 with the Commodores.
- ⊛ 6'11 center chose Vanderbilt over Virginia, Wake Forest, Davidson, Cincinnati, Maryland, and Penn State.

**HENDERSON GAME-BY-GAME (RS-SOPHOMORE)**

Opponent	M	FG-A	3P-A	FT-A	Reb	PF	A	T	B	S	PTS
N10 Nicholls State	13	1-3	0-0	1-2	2	0	0	0	0	0	3
N16 @Oregon	21	0-0	0-0	3-4	5	4	2	2	0	1	3
N22 Davidson	22	2-5	0-0	0-0	3	2	0	1	1	0	4
N23 Marist	22	2-8	0-0	0-0	4	1	0	0	1	1	4
N25 UTEP											
D1 Villanova											
D6 @Xavier											
D15 Alabama A&M											
D17 Cornell											
D21 vs. MTSU											
D29 Butler											
J2 William & Mary											
J10 Kentucky											
J12 @Arkansas											
J15 Ole Miss											
J19 @South Carolina											
J23 Auburn											
J26 @Missouri											
J29 @Tennessee											
F2 Alabama											
F6 @LSU											
F9 Arkansas											
F13 Tennessee											
F16 Texas A&M											
F20 @Kentucky											
F23 @Mississippi St.											
F27 Georgia											
M2 @Auburn											
M6 @Florida											
M9 South Carolina											

Henderson's Overall Statistics at Vanderbilt

Year	GP	GS	Min	Avg	FG	FGA	Pct	3FG	3FGA	Pct	FT	FTA	Pct	Off	Def	Tot	Avg	PF	FO	Ast	TO	Blk	Stl	Pts	Avg
2011-12	8	0	69	8.6	8	17	.471	0	0	.000	5	9	.556	12	11	23	2.9	15	0	5	5	0	1	21	2.6
2012-13	4	1	78	19.5	5	16	.313	0	0	.000	4	6	.667	8	6	14	3.5	7	0	2	3	2	2	14	3.5
<b>TOTAL</b>	<b>12</b>	<b>1</b>	<b>147</b>	<b>12.3</b>	<b>13</b>	<b>33</b>	<b>.394</b>	<b>0</b>	<b>0</b>	<b>.000</b>	<b>9</b>	<b>15</b>	<b>.600</b>	<b>20</b>	<b>17</b>	<b>37</b>	<b>3.1</b>	<b>22</b>	<b>0</b>	<b>7</b>	<b>8</b>	<b>2</b>	<b>3</b>	<b>35</b>	<b>2.9</b>



**SHELDON JETER**

**21**

Freshman, Forward  
6'7" 215 lbs.  
Beaver Falls, Pa.  
Beaver Falls HS

**SEASON HIGHS**

**Points:** 6, vs. Davidson (11/22/12)  
**FG Made:** 3, vs. Davidson (11/22/12)  
**FG Atts:** 6, 2x, last vs. Davidson (11/22/12)  
**3FG Made:** 1, vs. Nicholls State (11/10/12)  
**3FG Atts:** 3, vs. Nicholls State (11/10/12)  
**FT Made:**  
**FT Atts:**  
**Rebounds:** 5, at Oregon (11/16/12)  
**Assists:** 1, 2x, last vs. Davidson (11/22/12)  
**Turnovers:** 1, 3x, last vs. Marist (11/23/12)  
**Blocks:**  
**Steals:** 2, vs. Nicholls State (11/10/12)  
**Minutes:** 18, vs. Davidson (11/22/12)

**CAREER HIGHS**

**Points:** 6, vs. Davidson (11/22/12)  
**FG Made:** 3, vs. Davidson (11/22/12)  
**FG Atts:** 6, 2x, last vs. Davidson (11/22/12)  
**3FG Made:** 1, vs. Nicholls State (11/10/12)  
**3FG Atts:** 3, vs. Nicholls State (11/10/12)  
**FT Made:**  
**FT Atts:**  
**Rebounds:** 5, at Oregon (11/16/12)  
**Assists:** 1, 2x, last vs. Davidson (11/22/12)  
**Turnovers:** 1, 3x, last vs. Marist (11/23/12)  
**Blocks:**  
**Steals:** 2, vs. Nicholls State (11/10/12)  
**Minutes:** 18, vs. Davidson (11/22/12)

**MISCELLANEOUS**

**JETER NOTEBOOK**

- ⊕ Played in both exhibition games, averaged 14 minutes and 2.5 rebounds. Played 17 minutes in season opener, had three points and three assists.
- ⊕ A very highly decorated player from Beaver Falls High School... Was a first-team All-State selection, and was named the Pittsburgh Post Gazette and Pittsburgh Tribune Review Player of the Year as a senior... Was also his section's Most Valuable Player as a senior... Also named the Beaver County Times Athlete of the Year.
- ⊕ Averaged 22 points, 12 rebounds, five assists, two blocks, and two steals as a senior.
- ⊕ Undecided on major at Vanderbilt.
- ⊕ Advice to youngsters: "Never change who you really are to please other people's insecurities."

**JETER GAME-BY-GAME (FRESHMAN)**

Opponent	M	FG-A	3P-A	FT-A	Reb	PF	A	T	B	S	PTS
N10 Nicholls State	17	1-6	1-3	0-0	3	2	1	1	0	2	3
N16 @Oregon	13	0-1	0-1	0-0	5	1	0	0	0	1	0
N22 Davidson	18	3-6	0-0	0-0	4	3	0	1	1	0	6
N23 Marist	11	1-4	1-2	0-0	2	1	0	1	0	1	3
N25 UTEP											
D1 Villanova											
D6 @Xavier											
D15 Alabama A&M											
D17 Cornell											
D21 vs. MTSU											
D29 Butler											
J2 William & Mary											
J10 Kentucky											
J12 @Arkansas											
J15 Ole Miss											
J19 @South Carolina											
J23 Auburn											
J26 @Missouri											
J29 @Tennessee											
F2 Alabama											
F6 @LSU											
F9 Arkansas											
F13 Tennessee											
F16 Texas A&M											
F20 @Kentucky											
F23 @Mississippi St.											
F27 Georgia											
M2 @Auburn											
M6 @Florida											
M9 South Carolina											

Jeter's Overall Statistics at Vanderbilt																											
Year	GP	GS	Min	Avg	FG	FGA	Pct	3FG	3FGA	Pct	FT	FTA	Pct	Off	Def	Tot	Avg	PF	FO	Ast	TO	Blk	Stl	Pts	Avg		
2012-13	4	0	59	14.8	5	17	.294	2	6	.333	0	0	.000	4	10	14	3.5	7	0	1	3	1	4	12	3.0		
<b>TOTAL</b>	<b>4</b>	<b>0</b>	<b>59</b>	<b>14.8</b>	<b>5</b>	<b>17</b>	<b>.294</b>	<b>2</b>	<b>6</b>	<b>.333</b>	<b>0</b>	<b>0</b>	<b>.000</b>	<b>4</b>	<b>10</b>	<b>14</b>	<b>3.5</b>	<b>7</b>	<b>0</b>	<b>1</b>	<b>3</b>	<b>1</b>	<b>4</b>	<b>12</b>	<b>3.0</b>		

Jeter's SEC Statistics at Vanderbilt																											
Year	GP	GS	Min	Avg	FG	FGA	Pct	3FG	3FGA	Pct	FT	FTA	Pct	Off	Def	Tot	Avg	PF	FO	Ast	TO	Blk	Stl	Pts	Avg		
2012-13																											
<b>TOTAL</b>																											



**KEDREN JOHNSON**

2

Sophomore, Guard  
6'4" 215 lbs.  
Lewisburg, Tenn.  
Marshall County HS

**SEASON HIGHS**

- Points:** 28, vs. Davidson (11/22/12)
- FG Made:** 11, vs. Davidson (11/22/12)
- FG Atts:** 17, vs. Davidson (11/22/12)
- 3FG Made:** 4, vs. Davidson (11/22/12)
- 3FG Atts:** 8, at Oregon (11/16/12)
- FT Made:** 6, vs. Nicholls State (11/10/12)
- FT Atts:** 9, vs. Nicholls State (11/10/12)
- Rebounds:** 8, vs. Marist (11/23/12)
- Assists:** 6, vs. Nicholls State (11/10/12)
- Turnovers:** 5, 2x, last vs. Davidson (11/22/12)
- Blocks:** 1, vs. Nicholls State (11/10/12)
- Steals:** 2, vs. Marist (11/23/12)
- Minutes:** 38, 3x, last vs. Marist (11/23/12)

**CAREER HIGHS**

- Points:** 28, vs. Davidson (11/22/12)
- FG Made:** 11, vs. Davidson (11/22/12)
- FG Atts:** 17, vs. Davidson (11/22/12)
- 3FG Made:** 4, vs. Davidson (11/22/12)
- 3FG Atts:** 8, at Oregon (11/16/12)
- FT Made:** 6, vs. Nicholls State (11/10/12)
- FT Atts:** 9, vs. Nicholls State (11/10/12)
- Rebounds:** 8, vs. Marist (11/23/12)
- Assists:** 6, vs. Nicholls State (11/10/12)
- Turnovers:** 5, 2x, last vs. Davidson (11/22/12)
- Blocks:** 1, 6x, last vs. Nicholls State (11/10/12)
- Steals:** 2, 5x, last vs. Marist (11/23/12)
- Minutes:** 38, 3x, last vs. Marist (11/23/12)

**JOHNSON NOTEBOOK**

- ☛ Scored a career-high 28 points vs. Davidson.
- ☛ Was team's leading scorer in two exhibition games with an 18.5 ppg average. Johnson also averaged five rebounds a game in the exhibition season.
- ☛ Played in all 36 games in 2011-12 as a freshman, and averaged 3.1 points and 1.2 points per game.
- ☛ Put the Commodores up for good with lay-in against Kentucky in finals of 2012 SEC Tournament.
- ☛ Had career-high 12 points vs. Bucknell (11/15). Tied career high in minutes played with 27 vs. Florida (2/28).
- ☛ Posted career-high five assists at Ole Miss (2/16).
- ☛ Freshman point guard who starred at nearby Marshall County High School, where he was named Mr. Basketball for the state of Tennessee for Class 2A and was the Tennessean Player of the Year for two years.
- ☛ Averaged 27.3 points, 10.0 rebounds, 8.0 assists, 3.6 steals and 1.5 blocks in his senior season at Marshall County, where he departed as the school's all-time scoring and assist leader.
- ☛ Nickname is Kee.
- ☛ Chose the Commodores over Florida, Louisville, Memphis, and Alabama.

**JOHNSON GAME-BY-GAME (SOPHOMORE)**

Opponent	M	FG-A	3P-A	FT-A	Reb	PF	A	T	B	S	PTS
N10 Nicholls State	38	8-14	3-7	6-9	6	1	6	2	1	1	25
N16 @Oregon	38	5-15	2-8	2-4	4	2	3	5	0	0	14
N22 Davidson	30	11-17	4-6	2-2	3	4	1	5	0	1	28
N23 Marist	38	2-11	0-5	0-0	8	3	3	2	0	2	38
N25 UTEP											
D1 Villanova											
D6 @Xavier											
D15 Alabama A&M											
D17 Cornell											
D21 vs. MTSU											
D29 Butler											
J2 William & Mary											
J10 Kentucky											
J12 @Arkansas											
J15 Ole Miss											
J19 @South Carolina											
J23 Auburn											
J26 @Missouri											
J29 @Tennessee											
F2 Alabama											
F6 @LSU											
F9 Arkansas											
F13 Tennessee											
F16 Texas A&M											
F20 @Kentucky											
F23 @Mississippi St.											
F27 Georgia											
M2 @Auburn											
M6 @Florida											
M9 South Carolina											

Johnson's Overall Statistics at Vanderbilt

Year	GP	GS	Min	Avg	FG	FGA	Pct	3FG	3FGA	Pct	FT	FTA	Pct	Off	Def	Tot	Avg	PF	FO	Ast	TO	Blk	Stl	Pts	Avg
2011-12	36	0	521	14.5	37	108	.343	10	42	.238	27	34	.794	2	42	44	1.2	32	0	66	42	5	18	111	3.1
2012-13	4	4	144	36.0	26	57	.456	9	26	.346	10	15	.667	2	19	21	5.3	10	0	13	14	1	4	71	17.8
<b>TOTAL</b>	<b>40</b>	<b>4</b>	<b>665</b>	<b>16.6</b>	<b>63</b>	<b>165</b>	<b>.382</b>	<b>19</b>	<b>68</b>	<b>.279</b>	<b>37</b>	<b>49</b>	<b>.755</b>	<b>4</b>	<b>61</b>	<b>65</b>	<b>1.6</b>	<b>42</b>	<b>0</b>	<b>79</b>	<b>56</b>	<b>6</b>	<b>22</b>	<b>182</b>	<b>4.6</b>

Johnson's SEC Statistics at Vanderbilt

Year	GP	GS	Min	Avg	FG	FGA	Pct	3FG	3FGA	Pct	FT	FTA	Pct	Off	Def	Tot	Avg	PF	FO	Ast	TO	Blk	Stl	Pts	Avg
2011-12	16	0	225	14.1	11	36	.306	2	11	.182	13	16	.813	1	18	19	1.2	15	0	32	16	3	4	37	2.3
<b>TOTAL</b>	<b>16</b>	<b>0</b>	<b>225</b>	<b>14.1</b>	<b>11</b>	<b>36</b>	<b>.306</b>	<b>2</b>	<b>11</b>	<b>.182</b>	<b>13</b>	<b>16</b>	<b>.813</b>	<b>1</b>	<b>18</b>	<b>19</b>	<b>1.2</b>	<b>15</b>	<b>0</b>	<b>32</b>	<b>16</b>	<b>3</b>	<b>4</b>	<b>37</b>	<b>2.3</b>



**CARTER JOSEPHS**

**14**

Freshman, Guard  
5'10" 165 lbs.  
San Antonio, Texas  
Tom C. Clark HS

**SEASON HIGHS**

- Points:
- FG Made:
- FG Atts:
- 3FG Made:
- 3FG Atts:
- FT Made:
- FT Atts:
- Rebounds:
- Assists:
- Turnovers:
- Blocks:
- Steals:
- Minutes: 1, at Oregon (11/16/12)

**CAREER HIGHS**

- Points:
- FG Made:
- FG Atts:
- 3FG Made:
- 3FG Atts:
- FT Made:
- FT Atts:
- Rebounds:
- Assists:
- Turnovers:
- Blocks:
- Steals:
- Minutes: 1, at Oregon (11/16/12)

**MISCELLANEOUS**

**JOSEPHS NOTEBOOK**

- ☛ Walk-on guard from San Antonio, Texas, who played at Tom C. Clark High School.
- ☛ Was his team's captain and defensive MVP in 2011-12, where he averaged 7.8 points, 5.2 assists, and 3.7 rebounds per game.
- ☛ Academically, he was a member of the National Honor Society and the Spanish National Honor Society, and was a National Achievement Scholar Semifinalist, and won the Clark Principal's Award from 2009-12.
- ☛ Plans to major in mechanical engineering.
- ☛ Advice to youngsters: "Work harder than everyone else."

**JOSEPHS GAME-BY-GAME (FRESHMAN)**

Opponent	M	FG-A	3P-A	FT-A	Reb	PF	A	T	B	S	PTS
N10 Nicholls State	DNP										
N16 @Oregon	1	0-0	0-0	0-0	0	0	0	0	0	0	0
N22 Davidson	DNP										
N23 Marist	DNP										
N25 UTEP											
D1 Villanova											
D6 @Xavier											
D15 Alabama A&M											
D17 Cornell											
D21 vs. MTSU											
D29 Butler											
J2 William & Mary											
J10 Kentucky											
J12 @Arkansas											
J15 Ole Miss											
J19 @South Carolina											
J23 Auburn											
J26 @Missouri											
J29 @Tennessee											
F2 Alabama											
F6 @LSU											
F9 Arkansas											
F13 Tennessee											
F16 Texas A&M											
F20 @Kentucky											
F23 @Mississippi St.											
F27 Georgia											
M2 @Auburn											
M6 @Florida											
M9 South Carolina											

Josephs' Overall Statistics at Vanderbilt																										
Year	GP	GS	Min	Avg	FG	FGA	Pct	3FG	3FGA	Pct	FT	FTA	Pct	Off	Def	Tot	Avg	PF	FO	Ast	TO	Blk	Stl	Pts	Avg	
2012-13	1	0	1	1.0	0	0	.000	0	0	.000	0	0	.000	0	0	0	0.0	0	0	0	0	0	0	0	0.0	
<b>TOTAL</b>	<b>1</b>	<b>0</b>	<b>1</b>	<b>1.0</b>	<b>0</b>	<b>0</b>	<b>.000</b>	<b>0</b>	<b>0</b>	<b>.000</b>	<b>0</b>	<b>0</b>	<b>.000</b>	<b>0</b>	<b>0</b>	<b>0</b>	<b>0.0</b>	<b>0</b>	<b>0</b>	<b>0</b>	<b>0</b>	<b>0</b>	<b>0</b>	<b>0</b>	<b>0.0</b>	

Josephs' SEC Statistics at Vanderbilt																										
Year	GP	GS	Min	Avg	FG	FGA	Pct	3FG	3FGA	Pct	FT	FTA	Pct	Off	Def	Tot	Avg	PF	FO	Ast	TO	Blk	Stl	Pts	Avg	
2012-13																										
<b>TOTAL</b>																										



**SHELBY MOATS**

**34** | Sophomore, Forward  
6'8" 225 lbs.  
Waconia, Minn.  
Waconia HS

**SEASON HIGHS**

**Points:** 8, vs. Nicholls State (11/10/12)  
**FG Made:** 3, vs. Nicholls State (11/10/12)  
**FG Atts:** 7, vs. Nicholls State (11/10/12)  
**3FG Made:** 2, vs. Nicholls State (11/10/12)  
**3FG Atts:** 5, vs. Nicholls State (11/10/12)  
**FT Made:**  
**FT Atts:**  
**Rebounds:** 7, vs. Marist (11/23/12)  
**Assists:** 1, 3x, last vs. Davidson (11/22/12)  
**Turnovers:**  
**Blocks:**  
**Steals:** 1, vs. Marist (11/23/12)  
**Minutes:** 30, vs. Nicholls State (11/10/12)

**CAREER HIGHS**

**Points:** 8, vs. Nicholls State (11/10/12)  
**FG Made:** 3, vs. Nicholls State (11/10/12)  
**FG Atts:** 7, vs. Nicholls State (11/10/12)  
**3FG Made:** 2, vs. Nicholls State (11/10/12)  
**3FG Atts:** 5, vs. Nicholls State (11/10/12)  
**FT Made:**  
**FT Atts:** 1, vs. Lafayette (12/21/11)  
**Rebounds:** 7, vs. Marist (11/23/12)  
**Assists:** 2, vs. Bucknell (11/15/11)  
**Turnovers:** 4, vs. Monmouth (11/25/11)  
**Blocks:** 2, at Ole Miss (2/16/12)  
**Steals:** 1, vs. Monmouth (11/25/11)  
**Minutes:** 30, vs. Nicholls State (11/10/12)

**MOATS NOTEBOOK**

- ⊛ Played in 16 games last season as a true freshman and averaged 0.5 points and 0.9 rebounds per game.
- ⊛ Played 30 minutes in first collegiate start vs. Nicholls State - scored eight points and had two rebounds.
- ⊛ Expected to play major minutes for the Dores in the post this season.
- ⊛ Had first two blocks of his collegiate career at Ole Miss (2/16).
- ⊛ Made first career 3-pointer vs Monmouth (11/25); also added career-high six boards vs. Monmouth.
- ⊛ Powerfully-built power forward who has excellent shooting touch from beyond-the-arc.
- ⊛ Was the valedictorian of his Waconia High School senior class in 2011.
- ⊛ Four-year varsity letterwinner in basketball, two-year captain, and a two-year letterman in football at Waconia
- ⊛ Averaged 22 points and 12 rebounds in his senior year at Waconia and ended his career with 1,772 points and 985 rebounds.
- ⊛ Plans on majoring in Economics at Vanderbilt.
- ⊛ Chose the Commodores over Washington State and Northwestern.

**MOATS GAME-BY-GAME (SOPHOMORE)**

Opponent	M	FG-A	3P-A	FT-A	Reb	PF	A	T	B	S	PTS
N10 Nicholls State	30	3-7	2-5	0-0	2	1	1	0	0	0	8
N16 @Oregon	22	0-2	0-2	0-0	2	5	1	0	0	0	0
N22 Davidson	18	0-2	0-2	0-0	2	3	1	0	0	0	0
N23 Marist	18	1-6	0-4	0-0	7	2	0	2	0	1	2
N25 UTEP											
D1 Villanova											
D6 @Xavier											
D15 Alabama A&M											
D17 Cornell											
D21 vs. MTSU											
D29 Butler											
J2 William & Mary											
J10 Kentucky											
J12 @Arkansas											
J15 Ole Miss											
J19 @South Carolina											
J23 Auburn											
J26 @Missouri											
J29 @Tennessee											
F2 Alabama											
F6 @LSU											
F9 Arkansas											
F13 Tennessee											
F16 Texas A&M											
F20 @Kentucky											
F23 @Mississippi St.											
F27 Georgia											
M2 @Auburn											
M6 @Florida											
M9 South Carolina											

Moats' Overall Statistics at Vanderbilt

Year	GP	GS	Min	Avg	FG	FGA	Pct	3FG	3FGA	Pct	FT	FTA	Pct	Off	Def	Tot	Avg	PF	FO	Ast	TO	Blk	Stl	Pts	Avg
2011-12	16	0	65	4.1	3	13	.231	2	11	.182	0	1	.000	3	12	15	0.9	8	0	5	6	3	1	8	0.5
2012-13	4	3	88	22.0	4	17	.235	2	13	.154	0	0	.000	2	11	13	3.3	11	1	3	2	0	1	10	2.5
<b>TOTAL</b>	<b>20</b>	<b>3</b>	<b>153</b>	<b>7.7</b>	<b>7</b>	<b>30</b>	<b>.233</b>	<b>4</b>	<b>24</b>	<b>.167</b>	<b>0</b>	<b>1</b>	<b>.000</b>	<b>5</b>	<b>23</b>	<b>28</b>	<b>1.4</b>	<b>19</b>	<b>1</b>	<b>8</b>	<b>8</b>	<b>3</b>	<b>2</b>	<b>18</b>	<b>0.9</b>

Moats' SEC Statistics at Vanderbilt

Year	GP	GS	Min	Avg	FG	FGA	Pct	3FG	3FGA	Pct	FT	FTA	Pct	Off	Def	Tot	Avg	PF	FO	Ast	TO	Blk	Stl	Pts	Avg
2011-12	7	0	16	2.3	0	2	.000	0	2	.000	0	0	.000	0	4	4	0.6	1	0	0	1	3	0	0	0.0
<b>TOTAL</b>	<b>7</b>	<b>0</b>	<b>16</b>	<b>2.3</b>	<b>0</b>	<b>2</b>	<b>.000</b>	<b>0</b>	<b>2</b>	<b>.000</b>	<b>0</b>	<b>0</b>	<b>.000</b>	<b>0</b>	<b>4</b>	<b>4</b>	<b>0.6</b>	<b>1</b>	<b>0</b>	<b>0</b>	<b>1</b>	<b>3</b>	<b>0</b>	<b>0</b>	<b>0.0</b>



**ROD ODOM**

**O**

Junior, Forward  
6'9" 220 lbs.  
Central Islip, N.Y.  
Middlesex School (Mass.)

**SEASON HIGHS**

**Points:** 9, at Oregon (11/16/12)  
**FG Made:** 3, 2x, last at Oregon (11/16/12)  
**FG Atts:** 13, at Oregon (11/16/12)  
**3FG Made:** 1, 2x, last at Oregon (11/16/12)  
**3FG Atts:** 6, at Oregon (11/16/12)  
**FT Made:** 2, at Oregon (11/16/12)  
**FT Atts:** 2, at Oregon (11/16/12)  
**Rebounds:** 7, vs. Nicholls State (11/10/12)  
**Assists:** 1, 3x, last vs. Davidson (11/22/12)  
**Turnovers:** 4, at Oregon (11/16/12)  
**Blocks:** 1, vs. Nicholls State (11/10/12)  
**Steals:** 1, 2x, last at Oregon (11/16/12)  
**Minutes:** 33, vs. Nicholls State (11/10/12)

**CAREER HIGHS**

**Points:** 12, vs. Arkansas (1/29/11);  
**FG Made:** 5, vs. West Virginia (11/19/10);  
**FG Atts:** 13, at Oregon (11/16/12);  
**3FG Made:** 3, 4x, last at Georgia (2/16/11);  
**3FG Atts:** 6, at Oregon (11/16/12);  
**FT Made:** 3, 3x, last vs. Auburn (1/7/12);  
**FT Atts:** 6, vs Oregon (11/11/11)  
**Rebounds:** 8, vs. Oregon (11/11/11);  
**Assists:** 2, 5x, last vs. S.C. (2/22/12);  
**Turnovers:** 5 vs. Belmont (12/4/10);  
**Blocks:** 2 at Missouri (12/8/10);  
**Steals:** 4 at Missouri (12/8/10);  
**Minutes:** 33, vs. Nicholls State (11/10/12)

**MISCELLANEOUS**

	2012-13	Career
Double-Digit Scoring	-	6
3+ 3-Pt FG's	-	4
Starts	4	14

**ODOM NOTEBOOK**

- ⊛ Played in all 72 games in his Commodores career, will be called upon for leadership on and off the court this season.
- ⊛ Averaged 2.4 points and 2.0 rebounds per game last season.
- ⊛ Was team's second-leading scorer in exhibition season, averaging 14.5 points per game...scored seven points and had seven rebounds in season opener vs. Nicholls State.
- ⊛ Recorded a career-high of eight rebounds vs. Oregon (11/11). His previous best was seven vs. Kentucky on February 12, 2011.
- ⊛ Scored five points and had six rebounds in 27 minutes against Harvard (3/15).
- ⊛ Tallied six rebounds vs. LSU, his best in SEC play this season.
- ⊛ Scored in double-figures vs. Bucknell with 10 points (11/15)
- ⊛ Made first start of his career vs. Monmouth (11/25/11).
- ⊛ Power forward who played in all 34 games as a true freshman...Started eight games.
- ⊛ Averaged 3.9 points and 2.6 rebounds per game as a freshman.
- ⊛ Scored in double-figures in five games in 2010-11, and tallied a career-high 12 points against Arkansas (1/29/11).
- ⊛ Scored 10 points and had five rebounds off of the bench vs. Florida (3/5/11).
- ⊛ Tallied 11 points at Georgia (2/16), grabbed 5 rebounds, and was 3-of-5 from beyond the arc.
- ⊛ Scored five points in collegiate debut vs. Presbyterian in 2010; made his first three-point basket on Brad Tinsley's 10th assist, which capped off the school's first ever triple-double.
- ⊛ Chose the Commodores over Harvard, West Virginia, Arizona, UConn, Louisville, Boston College, Michigan, and Oklahoma State.

**ODOM GAME-BY-GAME (JUNIOR)**

Opponent	M	FG-A	3P-A	FT-A	Reb	PF	A	T	B	S	PTS
N10 Nicholls State	33	3-5	1-3	0-0	7	1	1	3	1	1	7
N16 @Oregon	24	3-13	1-6	2-2	3	4	1	4	0	1	9
N22 Davidson	31	1-7	0-5	4-6	4	0	1	1	1	0	6
N23 Marist	30	2-10	0-1	1-2	4	3	0	1	1	1	5
N25 UTEP											
D1 Villanova											
D6 @Xavier											
D15 Alabama A&M											
D17 Cornell											
D21 vs. MTSU											
D29 Butler											
J2 William & Mary											
J10 Kentucky											
J12 @Arkansas											
J15 Ole Miss											
J19 @South Carolina											
J23 Auburn											
J26 @Missouri											
J29 @Tennessee											
F2 Alabama											
F6 @LSU											
F9 Arkansas											
F13 Tennessee											
F16 Texas A&M											
F20 @Kentucky											
F23 @Mississippi St.											
F27 Georgia											
M2 @Auburn											
M6 @Florida											
M9 South Carolina											

Odom's Overall Statistics at Vanderbilt

Year	GP	GS	Min	Avg	FG	FGA	Pct	3FG	3FGA	Pct	FT	FTA	Pct	Off	Def	Tot	Avg	PF	FO	Ast	TO	Blk	Stl	Pts	Avg
2010-11	34	8	533	15.7	47	115	.409	28	75	.373	10	16	.625	35	53	88	2.6	71	1	12	38	4	15	132	3.9
2011-12	36	2	517	14.4	30	77	.390	15	40	.375	12	22	.545	25	48	73	2.0	70	0	19	20	8	7	87	2.4
2012-13	4	4	118	29.5	9	35	.257	2	15	.133	7	10	.700	5	13	18	4.5	8	0	3	9	3	3	27	6.8
<b>TOTAL</b>	<b>74</b>	<b>14</b>	<b>1168</b>	<b>15.8</b>	<b>86</b>	<b>227</b>	<b>.379</b>	<b>45</b>	<b>130</b>	<b>.346</b>	<b>29</b>	<b>48</b>	<b>.604</b>	<b>65</b>	<b>114</b>	<b>179</b>	<b>2.4</b>	<b>149</b>	<b>1</b>	<b>34</b>	<b>67</b>	<b>15</b>	<b>25</b>	<b>246</b>	<b>3.3</b>

Odom's SEC Statistics at Vanderbilt

Year	GP	GS	Min	Avg	FG	FGA	Pct.	3pt	3ptA	Pct	FT	FTA	Pct	Off	Def	Tot	Avg	PF	FO	Ast	TO	Blk	Stl	Pts	Avg
2010-11	16	4	268	16.8	24	51	.471	13	32	.406	4	6	.667	15	25	40	2.5	37	1	6	20	0	6	65	4.1
2011-12	16	0	205	12.8	9	25	.360	6	15	.400	8	13	.615	6	21	27	1.7	24	0	13	7	3	2	32	2.0
<b>TOTAL</b>	<b>32</b>	<b>4</b>	<b>473</b>	<b>14.8</b>	<b>33</b>	<b>76</b>	<b>.434</b>	<b>19</b>	<b>47</b>	<b>.404</b>	<b>12</b>	<b>19</b>	<b>.632</b>	<b>21</b>	<b>46</b>	<b>67</b>	<b>2.1</b>	<b>61</b>	<b>1</b>	<b>19</b>	<b>27</b>	<b>3</b>	<b>8</b>	<b>97</b>	<b>3.0</b>



**DAI-JON PARKER**

**24** Freshman, Guard  
6'3" 190 lbs.  
Baton Rouge, La.  
Milton HS (Ga.)

**SEASON HIGHS**

- Points:** 10, vs. Monmouth (11/25/11)
- FG Made:** 4, vs. Monmouth (11/25/11)
- FG Atts:** 10, vs. Bucknell (11/15/11)
- 3FG Made:** 2, 2x, last vs. Auburn (1/7/12)
- 3FG Atts:** 7, vs. Bucknell (11/15/11)
- FT Made:** 4, vs. Georgia (1/14/12)
- FT Atts:** 4, vs. Georgia (1/14/12)
- Rebounds:** 5, vs. Georgia (1/14/12)
- Assists:** 3, vs. Monmouth (11/25/11)
- Turnovers:** 2, 5x, last vs. S. Carolina (2/22/12)
- Blocks:** 1, 7x, last at Marquette (12/29/11)
- Steals:** 2, 2x, last at Ole Miss (2/16/12)
- Minutes:** 22, vs. Bucknell (11/15/11)

**CAREER HIGHS**

- Points:** 10, vs. Monmouth (11/25/11)
- FG Made:** 4, vs. Monmouth (11/25/11)
- FG Atts:** 10, vs. Bucknell (11/15/11)
- 3FG Made:** 2, 2x, last vs. Auburn (1/7/12)
- 3FG Atts:** 7, vs. Bucknell (11/15/11)
- FT Made:** 4, vs. Georgia (1/14/12)
- FT Atts:** 4, vs. Georgia (1/14/12)
- Rebounds:** 5, vs. Georgia (1/14/12)
- Assists:** 3, vs. Monmouth (11/25/11)
- Turnovers:** 2, 4x, last vs. Georgia (2/19/12)
- Blocks:** 1, 6x, last at Marquette (12/29/11)
- Steals:** 2, 2x, last at Ole Miss (2/16/12)
- Minutes:** 22, vs. Bucknell (11/15/11)

**PARKER NOTEBOOK**

- ⊕ Played in all 36 games as a true freshman, and averaged 1.7 points and 1.0 rebounds per game.
- ⊕ Suspended indefinitely to begin 2012 season.
- ⊕ Played nine minutes in collegiate debut vs. Oregon (11/11).
- ⊕ Tied a career high with two made threes against Auburn (1/7).
- ⊕ Had career high four free throws made and five rebounds vs. Georgia (1/14).
- ⊕ Scored career-high 10 points vs. Monmouth (11/25), his first double-digit scoring game.
- ⊕ Athletic shooting guard whose Milton High School team in Alpharetta, Ga., had three other Division I players in the starting five.
- ⊕ Standout three-sport athlete in high school.
- ⊕ Averaged 14 points, six rebounds, five assists, two blocks and two steals in his senior season at Milton.
- ⊕ His 2010 Milton team captured the Class 5A state championship, and the 2011 team won the regional championship.
- ⊕ Milton teammates Shannon Scott (Ohio State), Julian Royal (Georgia Tech), and Jordan Loyd (Furman) all signed to play Division I basketball.
- ⊕ Advice to youngsters: "Get the grades, basketball isn't going anywhere."

**PARKER GAME-BY-GAME (SOPHOMORE)**

Opponent	M	FG-A	3P-A	FT-A	Reb	PF	A	T	B	S	PTS
N10 Nicholls State	DNP										
N16 @Oregon	DNP										
N22 Davidson	DNP										
N23 Marist	DNP										
N25 UTEP											
D1 Villanova											
D6 @Xavier											
D15 Alabama A&M											
D17 Cornell											
D21 vs. MTSU											
D29 Butler											
J2 William & Mary											
J10 Kentucky											
J12 @Arkansas											
J15 Ole Miss											
J19 @South Carolina											
J23 Auburn											
J26 @Missouri											
J29 @Tennessee											
F2 Alabama											
F6 @LSU											
F9 Arkansas											
F13 Tennessee											
F16 Texas A&M											
F20 @Kentucky											
F23 @Mississippi St.											
F27 Georgia											
M2 @Auburn											
M6 @Florida											
M9 South Carolina											

Parker's Overall Statistics at Vanderbilt

Year	GP	GS	Min	Avg	FG	FGA	Pct	3FG	3FGA	Pct	FT	FTA	Pct	Off	Def	Tot	Avg	PF	FO	Ast	TO	Blk	Stl	Pts	Avg
2011-12	36	0	398	11.1	22	71	.310	11	44	.250	6	9	.667	5	30	35	1.0	28	0	25	17	6	9	61	1.7
<b>TOTAL</b>	<b>36</b>	<b>0</b>	<b>398</b>	<b>11.1</b>	<b>22</b>	<b>71</b>	<b>.310</b>	<b>11</b>	<b>44</b>	<b>.250</b>	<b>6</b>	<b>9</b>	<b>.667</b>	<b>5</b>	<b>30</b>	<b>35</b>	<b>1.0</b>	<b>28</b>	<b>0</b>	<b>25</b>	<b>17</b>	<b>6</b>	<b>9</b>	<b>61</b>	<b>1.7</b>

Parker's SEC Statistics at Vanderbilt

Year	GP	GS	Min	Avg	FG	FGA	Pct	3FG	3FGA	Pct	FT	FTA	Pct	Off	Def	Tot	Avg	PF	FO	Ast	TO	Blk	Stl	Pts	Avg
2011-12	16	0	171	10.7	10	23	.435	6	16	.375	4	5	.800	1	18	19	1.2	16	0	9	8	0	2	30	1.9
<b>TOTAL</b>	<b>16</b>	<b>0</b>	<b>171</b>	<b>10.7</b>	<b>10</b>	<b>23</b>	<b>.435</b>	<b>6</b>	<b>16</b>	<b>.375</b>	<b>4</b>	<b>5</b>	<b>.800</b>	<b>1</b>	<b>18</b>	<b>19</b>	<b>1.2</b>	<b>16</b>	<b>0</b>	<b>9</b>	<b>8</b>	<b>0</b>	<b>2</b>	<b>30</b>	<b>1.9</b>



**JAMES SIAKAM**

**35**

RS Freshman, Forward  
6'7" 210 lbs.  
Douala, Cameroon  
Brehm Prep (Ill.)

**SEASON HIGHS**

**Points:** 8, vs. Marist (11/23/12)  
**FG Made:** 3, vs. Marist (11/23/12)  
**FG Atts:** 5, vs. Marist (11/23/12)  
**3FG Made:**  
**3FG Atts:**  
**FT Made:** 2, 2x, last vs. Marist (11/23/12)  
**FT Atts:** 4, vs. Marist (11/23/12)  
**Rebounds:** 8, vs. Marist (11/23/12)  
**Assists:** 1, vs. Nicholls State (11/10/12)  
**Turnovers:** 3, vs. Marist (11/23/12)  
**Blocks:** 1, vs. Marist (11/23/12)  
**Steals:** 2, vs. Marist (11/23/12)  
**Minutes:** 19, vs. Marist (11/23/12)

**CAREER HIGHS**

**Points:** 8, vs. Marist (11/23/12)  
**FG Made:** 3, vs. Marist (11/23/12)  
**FG Atts:** 5, vs. Marist (11/23/12)  
**3FG Made:**  
**3FG Atts:**  
**FT Made:** 2, 2x, last vs. Marist (11/23/12)  
**FT Atts:** 4, vs. Marist (11/23/12)  
**Rebounds:** 8, vs. Marist (11/23/12)  
**Assists:** 1, vs. Nicholls State (11/10/12)  
**Turnovers:** 3, vs. Marist (11/23/12)  
**Blocks:** 1, vs. Marist (11/23/12)  
**Steals:** 2, vs. Marist (11/23/12)  
**Minutes:** 19, vs. Marist (11/23/12)

**SIKAM NOTEBOOK**

- ⊛ Played in 13 games in 2011-12, and averaged 0.5 points and 0.2 rebounds per game.
- ⊛ Scored career high eight points and grabbed career high eight rebounds vs. Marist (11/23).
- ⊛ Was a dominant force around the basket vs. St. Xavier, posting a 22-point, 17-rebound effort - both would have been career highs. He had 11 offensive rebounds, and had a double-double before the first half was complete. Averaged 11 points and 12 rebounds in the two exhibition contests.
- ⊛ Scored career high four points in regular season opener vs. Nicholls State - also played a career high nine minutes.
- ⊛ Appeared in first game of his college career against Cleveland St. (11/13/11); scored first point of career against Bucknell (11/15).
- ⊛ Tallied his first collegiate field goal against LSU (2/9).
- ⊛ Redshirted in 2010-11.
- ⊛ Averaged 18 points, 10 rebounds, and five blocks per game for his Brehm (Ill.) Prep team.
- ⊛ Chose the Commodores over Southern Illinois, Marquette, Illinois, Florida, Virginia, and UCLA.
- ⊛ Advice to youngsters: "Work hard for whatever you want because nothing is free. Stay humble, and above all, put God first in any of your endeavors."

**SIKAM GAME-BY-GAME (RS-SOPHOMORE)**

Opponent	M	FG-A	3P-A	FT-A	Reb	PF	A	T	B	S	PTS
N10 Nicholls State	9	1-1	0-0	2-2	1	4	1	0	0	0	4
N16 @Oregon	13	0-1	0-0	0-2	0	0	0	0	0	0	0
N22 Davidson	11	2-2	0-0	0-0	0	1	0	1	0	0	4
N23 Marist	19	3-5	0-0	2-4	8	2	0	3	1	2	8
N25 UTEP											
D1 Villanova											
D6 @Xavier											
D15 Alabama A&M											
D17 Cornell											
D21 vs. MTSU											
D29 Butler											
J2 William & Mary											
J10 Kentucky											
J12 @Arkansas											
J15 Ole Miss											
J19 @South Carolina											
J23 Auburn											
J26 @Missouri											
J29 @Tennessee											
F2 Alabama											
F6 @LSU											
F9 Arkansas											
F13 Tennessee											
F16 Texas A&M											
F20 @Kentucky											
F23 @Mississippi St.											
F27 Georgia											
M2 @Auburn											
M6 @Florida											
M9 South Carolina											

Siakam's Overall Statistics at Vanderbilt

Year	GP	GS	Min	Avg	FG	FGA	Pct	3FG	3FGA	Pct	FT	FTA	Pct	Off	Def	Tot	Avg	PF	FO	Ast	TO	Blk	Stl	Pts	Avg
2011-12	13	0	25	1.9	2	5	.400	0	0	.000	2	4	.500	1	1	2	0.2	3	0	0	1	1	0	6	0.5
2012-13	4	0	52	13.0	6	9	.667	0	0	.000	4	8	.500	7	2	9	2.3	7	0	1	4	1	2	16	4.0
<b>TOTAL</b>	<b>17</b>	<b>0</b>	<b>77</b>	<b>4.5</b>	<b>8</b>	<b>14</b>	<b>.571</b>	<b>0</b>	<b>0</b>	<b>.000</b>	<b>6</b>	<b>12</b>	<b>.500</b>	<b>8</b>	<b>3</b>	<b>11</b>	<b>0.6</b>	<b>10</b>	<b>0</b>	<b>1</b>	<b>5</b>	<b>2</b>	<b>2</b>	<b>22</b>	<b>1.3</b>

Siakam's SEC Statistics at Vanderbilt

Year	GP	GS	Min	Avg	FG	FGA	Pct	3FG	3FGA	Pct	FT	FTA	Pct	Off	Def	Tot	Avg	PF	FO	Ast	TO	Blk	Stl	Pts	Avg
2011-12	6	0	9	1.5	2	2	1.000	0	0	.000	0	0	.000	1	1	2	0.3	3	0	0	0	0	0	4	0.7
<b>TOTAL</b>	<b>6</b>	<b>0</b>	<b>9</b>	<b>1.5</b>	<b>2</b>	<b>2</b>	<b>1.000</b>	<b>0</b>	<b>0</b>	<b>.000</b>	<b>0</b>	<b>0</b>	<b>.000</b>	<b>1</b>	<b>1</b>	<b>2</b>	<b>0.3</b>	<b>3</b>	<b>0</b>	<b>0</b>	<b>0</b>	<b>0</b>	<b>0</b>	<b>4</b>	<b>0.7</b>



**NATHAN WATKINS**

**10** Freshman, Guard  
6'5" 190 lbs.  
Brentwood, Tenn.  
Ensworth School

**SEASON HIGHS**

- Points:
- FG Made:
- FG Atts:
- 3FG Made:
- 3FG Atts:
- FT Made:
- FT Atts:
- Rebounds:
- Assists:
- Turnovers:
- Blocks:
- Steals:
- Minutes:

**CAREER HIGHS**

- Points:
- FG Made:
- FG Atts:
- 3FG Made:
- 3FG Atts:
- FT Made:
- FT Atts:
- Rebounds:
- Assists:
- Turnovers:
- Blocks:
- Steals:
- Minutes:

**MISCELLANEOUS**

**WATKINS NOTEBOOK**

- ✪ Walk-on guard from Brentwood, Tenn., who played at Ensworth School in Nashville.
- ✪ Averaged 13 points and five rebounds in his senior season at Ensworth, where he was team captain.
- ✪ In his junior and senior years, he was a part of two state and regional championship teams, and his Ensworth squad claimed the 2012 Naples Daily News Tournament Championship.
- ✪ Individually, he was named to the TSSAA State All-Tournament team and the Tennessee Prep Hoops All-Region team in his senior season, while also being named a finalist for the Moss-Oliver Award, an award the Nashville City Civitan Club presents annually to a girl and boy basketball player from a Nashville high school who excels in athletics, academics, school activities and community involvement.
- ✪ Undecided on major at Vanderbilt.
- ✪ Advice to youngsters: "Never be satisfied with where you're at."

**WATKINS GAME-BY-GAME (FRESHMAN)**

Opponent	M	FG-A	3P-A	FT-A	Reb	PF	A	T	B	S	PTS
N10 Nicholls State	DNP										
N16 @Oregon	DNP										
N22 Davidson	DNP										
N23 Marist	DNP										
N25 UTEP	DNP										
D1 Villanova											
D6 @Xavier											
D15 Alabama A&M											
D17 Cornell											
D21 vs. MTSU											
D29 Butler											
J2 William & Mary											
J10 Kentucky											
J12 @Arkansas											
J15 Ole Miss											
J19 @South Carolina											
J23 Auburn											
J26 @Missouri											
J29 @Tennessee											
F2 Alabama											
F6 @LSU											
F9 Arkansas											
F13 Tennessee											
F16 Texas A&M											
F20 @Kentucky											
F23 @Mississippi St.											
F27 Georgia											
M2 @Auburn											
M6 @Florida											
M9 South Carolina											



**2012-13 Vanderbilt Basketball**  
**Vanderbilt Combined Team Statistics (as of Nov 24, 2012)**  
**All games**



<b>RECORD:</b>	<b>OVERALL</b>	<b>HOME</b>	<b>AWAY</b>	<b>NEUTRAL</b>
ALL GAMES	1-3	1-0	0-1	0-2
CONFERENCE	0-0	0-0	0-0	0-0
NON-CONFERENCE	1-3	1-0	0-1	0-2

#	Player	gp-gs	min	avg	Total		3-Point		F-Throw		Rebounds				pf	dq	a	to	blk	stl	pts	avg
					fg-fga	fg%	3fg-fga	3fg%	ft-fta	ft%	off	def	tot	avg								
02	JOHNSON, Kedren	4-4	144	36.0	26-57	.456	9-26	.346	10-15	.667	2	19	21	5.3	10	0	13	14	1	4	71	17.8
11	FULLER, Kyle	4-4	148	37.0	20-49	.408	4-16	.250	6-9	.667	1	9	10	2.5	4	0	9	11	0	1	50	12.5
00	ODOM, Rod	4-4	118	29.5	9-35	.257	2-15	.133	7-10	.700	5	13	18	4.5	8	0	3	9	3	3	27	6.8
15	BRIGHT, Kevin	4-4	109	27.3	8-19	.421	5-8	.625	2-4	.500	6	22	28	7.0	7	0	4	7	0	1	23	5.8
35	SIKAM, James	4-0	52	13.0	6-9	.667	0-0	.000	4-8	.500	7	2	9	2.3	7	0	1	4	1	2	16	4.0
40	HENDERSON, Josh	4-1	78	19.5	5-16	.313	0-0	.000	4-6	.667	8	6	14	3.5	7	0	2	3	2	2	14	3.5
21	JETER, Sheldon	4-0	59	14.8	5-17	.294	2-6	.333	0-0	.000	4	10	14	3.5	7	0	1	3	1	4	12	3.0
34	MOATS, Shelby	4-3	88	22.0	4-17	.235	2-13	.154	0-0	.000	2	11	13	3.3	11	1	3	2	0	1	10	2.5
14	JOSEPHS, Carter	1-0	1	1.0	0-0	.000	0-0	.000	0-0	.000	0	0	0	0.0	0	0	0	0	0	0	0	0.0
20	ASTROTH, A.J.	1-0	3	3.0	0-2	.000	0-1	.000	0-0	.000	0	0	0	0.0	0	0	0	0	0	0	0	0.0
Team											6	3	9		2							
Total.....		4	800		83-221	.376	24-85	.282	33-52	.635	41	95	136	34.0	63	1	36	53	8	18	223	55.8
Opponents.....		4	800		97-220	.441	31-87	.356	39-56	.696	35	105	140	35.0	62	-	50	48	10	21	264	66.0

<b>TEAM STATISTICS</b>	<b>VU</b>	<b>OPP</b>	<b>Date</b>	<b>Opponent</b>	<b>Score</b>	<b>Att.</b>
SCORING	223	264	11/10/12	NICHOLLS STATE	W 80-65	7655
Points per game	55.8	66.0	11/16/12	at Oregon	L 48-74	9137
Scoring margin	-10.2	-	11/22/12	vs Davidson	L 62-75	3423
FIELD GOALS-ATT	83-221	97-220	11/23/12	vs MARIST	L 33-50	2927
Field goal pct	.376	.441	* - Conference game			
3 POINT FG-ATT	24-85	31-87				
3-point FG pct	.282	.356				
3-pt FG made per game	6.0	7.8				
FREE THROWS-ATT	33-52	39-56				
Free throw pct	.635	.696				
F-Throws made per game	8.3	9.8				
REBOUNDS	136	140				
Rebounds per game	34.0	35.0				
Rebounding margin	-1.0	-				
ASSISTS	36	50				
Assists per game	9.0	12.5				
TURNOVERS	53	48				
Turnovers per game	13.3	12.0				
Turnover margin	-1.2	-				
Assist/turnover ratio	0.7	1.0				
STEALS	18	21				
Steals per game	4.5	5.3				
BLOCKS	8	10				
Blocks per game	2.0	2.5				
ATTENDANCE	7655	15487				
Home games-Avg/Game	1-7655	1-9137				
Neutral site-Avg/Game	-	2-3175				

<b>Score by Periods</b>	<b>1st</b>	<b>2nd</b>	<b>Totals</b>
Vanderbilt	87	136	223
Opponents	123	141	264



2012-13 Vanderbilt Basketball  
 Vanderbilt Team Game-by-Game (as of Nov 24, 2012)  
 All games



TEAM STATISTICS

Opponent	Date	Score		Total		3-Pointers		Free throws		Rebounds				pf	a	t/o	blk	stl	pts	avg
				fg-fga	pct	3fg-fga	pct	ft-fta	pct	off	def	tot	avg							
NICHOLLS STATE	11/10/12	80-65	W	28-57	.491	12-26	.462	12-18	.667	8	27	35	35.0	14	17	10	2	4	80	80.0
at Oregon	11/16/12	48-74	L	16-47	.340	4-21	.190	12-20	.600	8	21	29	32.0	19	9	18	0	4	48	64.0
vs Davidson	11/22/12	62-75	L	25-56	.446	6-18	.333	6-8	.750	9	20	29	31.0	15	6	12	3	1	62	63.3
vs MARIST	11/23/12	33-50	L	14-61	.230	2-20	.100	3-6	.500	16	27	43	34.0	15	4	13	3	9	33	55.8
Vanderbilt		223		83-221	.376	24-85	.282	33-52	.635	41	95	136	34.0	63	36	53	8	18	223	55.8
Opponents		264		97-220	.441	31-87	.356	39-56	.696	35	105	140	35.0	62	50	48	10	21	264	66.0

Games played: 4  
 Points/game: 55.8  
 FG Pct: 37.6  
 3FG Pct: 28.2  
 FT Pct: 63.5

Rebounds/game: 34.0  
 Assists/game: 9.0  
 Turnovers/game: 13.3  
 Assist/turnover ratio: 0.7  
 Steals/game: 4.5  
 Blocks/game: 2.0



2012-13 Vanderbilt Basketball  
 Vanderbilt Opponent Game-by-Game (as of Nov 24, 2012)  
 All games



OPPONENT STATISTICS

Opponent	Date	Score		Total		3-Pointers		Free throws		Rebounds				pf	a	t/o	blk	stl	pts	avg
				fg-fga	pct	3fg-fga	pct	ft-fta	pct	off	def	tot	avg							
NICHOLLS STATE	11/10/12	80-65	W	25-58	.431	7-21	.333	8-11	.727	7	23	30	30.0	18	11	12	3	2	65	65.0
at Oregon	11/16/12	48-74	L	25-55	.455	6-22	.273	18-22	.818	8	27	35	32.5	23	16	13	2	9	74	69.5
vs Davidson	11/22/12	62-75	L	29-58	.500	9-21	.429	8-10	.800	10	22	32	32.3	11	14	9	2	4	75	71.3
vs MARIST	11/23/12	33-50	L	18-49	.367	9-23	.391	5-13	.385	10	33	43	35.0	10	9	14	3	6	50	66.0
Opponents		264		97-220	.441	31-87	.356	39-56	.696	35	105	140	35.0	62	50	48	10	21	264	66.0
Vanderbilt		223		83-221	.376	24-85	.282	33-52	.635	41	95	136	34.0	63	36	53	8	18	223	55.8

Games played: 4  
 Points/game: 66.0  
 FG Pct: 44.1  
 3FG Pct: 35.6  
 FT Pct: 69.6

Rebounds/game: 35.0  
 Assists/game: 12.5  
 Turnovers/game: 12.0  
 Assist/turnover ratio: 1.0  
 Steals/game: 5.3  
 Blocks/game: 2.5



2012-13 Vanderbilt Basketball  
Vanderbilt Points-Rebounds-Assists (as of Nov 24, 2012)  
All games



Opponent	Date	Score		00 ODOM,ROD	02 JOHNSON,KE	11 FULLER,KYL	14 JOSEPHS,CA	15 BRIGHT,KEV	20 ASTROTH,AJ	21 JETER,SHEL
NICHOLLS STATE	11/10/12	80-65	w	7-7-1	25-6-6	15-3-6	DNP	15-8-1	DNP	3-3-1
at Oregon	11/16/12	48-74	L	9-3-1	14-4-3	17-1-1	0-0-0	5-8-1	0-0-0	0-5-0
vs Davidson	11/22/12	62-75	L	6-4-1	28-3-1	14-6-1	DNP	0-4-2	DNP	6-4-0
vs MARIST	11/23/12	33-50	L	5-4-0	4-8-3	4-0-1	DNP	3-8-0	DNP	3-2-0

Opponent	Date	Score		34 MOATS,SHEL	35 SIAKAM,JAM	40 HENDERSON,
NICHOLLS STATE	11/10/12	80-65	w	8-2-1	4-1-1	3-2-0
at Oregon	11/16/12	48-74	L	0-2-1	0-0-0	3-5-2
vs Davidson	11/22/12	62-75	L	0-2-1	4-0-0	4-3-0
vs MARIST	11/23/12	33-50	L	2-7-0	8-8-0	4-4-0