

**Game 13/VANDERBILT (6-6) vs. KENTUCKY (9-4)**

Thursday, January 10 - 8 p.m. CST

Nashville, Tenn. - Memorial Gym (14,316)

Radio: Vanderbilt Radio Network from IMG College, vucommadores.com

Radio Talent: Joe Fisher (pxp), Tim Thompson (analyst)

Satellite Radio: Sirius 128, XM 199

TV: ESPN

TV Talent: Rece Davis (pxp), Bob Knight (analyst)

Live Stats: vucommadores.com

Twitter Updates: @VandyMBB

**Vanderbilt Athletic Communications**

2601 Jess Neely Drive, Nashville, TN 37212

phone: 615-322-4121

www.vucommadores.com

**VANDERBILT SCHEDULE/RESULTS**

**NOVEMBER**

Date	VU	Opp	Opponent	Time/Result	TV/Rec.
Nov. 2	-	-	St. Xavier (Ill.)	W, 77-68	-
Nov. 5	-	-	Delta State	W, 69-48	-
Nov. 10	-	-	Nicholls St.	W, 80-65	1-0
Nov. 16	-	-	Oregon	L, 48-74	1-1
Nov. 22	-	RV	Davidson	L, 62-75	1-2
Nov. 23	-	-	Marist	L, 33-50	1-3
Nov. 25	-	-	UTEP	W, 73-49	2-3

Old Spice Classic, Orlando, Fla.

**DECEMBER**

Date	VU	Opp	Opponent	Time	TV
Dec. 1	-	-	Villanova	L, 52-62	2-4
Dec. 6	-	-	Xavier	W, 64-62 OT	3-4
Dec. 15	-	-	Alabama A&M	W, 71-46	4-4
Dec. 17	-	-	Cornell	W, 66-55	5-4
Dec. 21	-	-	MTSU	L, 52-56	5-5
Dec. 29	-	18/21	Butler	L, 49-68	5-6

**JANUARY**

Date	VU	Opp	Opponent	Time	TV
Jan. 2	-	-	William & Mary	W, 64-50	6-6
Jan. 10	-	-	Kentucky*	8 p.m.	ESPN/2
Jan. 12	-	-	Arkansas*	5 p.m.	FSN
Jan. 15	-	-	Ole Miss*	8 p.m.	ESPNU
Jan. 19	-	-	South Carolina*	12:30 p.m.	SECN
Jan. 23	-	-	Auburn*	7 p.m.	ESPN3
Jan. 26	-	-	Missouri*	4 p.m.	ESPNU
Jan. 29	-	-	Tennessee*	6 p.m.	ESPNU

**FEBRUARY**

Date	VU	Opp	Opponent	Time	TV
Feb. 2	-	-	Alabama*	3 p.m.	SECN
Feb. 6	-	-	LSU*	7 p.m.	ESPN3
Feb. 9	-	-	Arkansas*	12:30 p.m.	SECN
Feb. 13	-	-	Tennessee*	7 p.m.	SECN
Feb. 16	-	-	Texas A&M*	5:30 p.m.	FSN
Feb. 20	-	-	Kentucky*	7 p.m.	SECN
Feb. 23	-	-	Miss. State*	12:30 p.m.	SECN
Feb. 27	-	-	Georgia*	8 p.m.	FSN

**MARCH**

Date	VU	Opp	Opponent	Time	TV
Mar. 2	-	-	Auburn*	8 p.m.	ESPN2
Mar. 6	-	-	Florida*	7 p.m.	SECN
Mar. 9	-	-	South Carolina*	12:30 p.m.	SECN
Mar. 13-17	-	-	SEC Tournament (Nashville, Tenn.)		

**ALL TIMES CENTRAL**

RANKINGS: AP/ESPN

\*SEC GAME

**GAME INFORMATION**



**2012-13 Record:** 6-6  
**Head Coach:** Kevin Stallings  
**Career Record:** 390-228 (20)  
**VU Record:** 276-165 (14)

**2012-13 LEADERS**  
**Points:** Kedren Johnson (16.6)  
**Rebounds:** Kevin Bright (6.4)  
**Assists:** Kedren Johnson (2.7)  
**Blocks:** Rod Odom (0.7)

**SERIES INFORMATION**

**Series Record:** Kentucky leads the all-time series, 136-45.  
**Last Meeting:** VU defeated Kentucky, 71-64, in the finals of the 2012 SEC Tournament.  
**Record at Vanderbilt:** UK leads 53-27.  
**Record at UK:** UK leads 76-14.  
**Record at Neutral Site:** UK leads 7-4.  
**Coach Stallings vs. UK:** Coach Stallings is 10-18 vs. Kentucky.



**2012-13 Record:** 9-4  
**Head Coach:** John Calipari  
**Career Record:** 556-158 (21)  
**Kentucky Record:** 111-18 (3)

**2012-13 LEADERS**  
**Points:** Archie Goodwin (15.8)  
**Rebounds:** Nerlens Noel (9.3)  
**Assists:** Archie Goodwin (3.8)  
**Blocks:** Nerlens Noel (3.5)

**All-Time**

Coach Stallings is now the all-time wins leader at Memorial Gym with 182 wins after last week's win over William and Mary. Stallings surpassed Vanderbilt legend Roy Skinner for the all-time lead in wins at the legendary facility.

**320**

Vanderbilt's ranking among the 347 Division I basketball playing schools in terms of experience on the roster by kenpom.com. Kentucky is even less experienced with a ranking of 339.

**41.4**

41.4% of Vanderbilt's attempts from the floor are threes, which ranks 28th out of 347 Division I teams. 37.3% of the team's total points comes off of threes, which ranks 16th nationally.

**7**

The Commodores' seven 20-win seasons in the last nine years is only third in SEC to Florida, who has had nine, and Kentucky, who has had eight. Other school totals: Miss. St. (6), Tennessee (5), Ole Miss (4), South Carolina (4), LSU (3), Alabama (3), Arkansas (3), Auburn (1), Georgia (1).

**Sweep**

With Kyle Fuller winning SEC Player of the week, and Kevin Bright winning FOTW on December 10, it was the first time since January 7, 2008, that the Commodores swept the league's weekly honors. That week, Shan Foster won the Player of the Week and A.J. Ogilvy claimed Freshman of the week. It was the second time Vanderbilt has swept the honor.

**6**

The Commodore' top six scorers must be replaced from a year ago, and 88% of its total scoring output. Kedren Johnson was the team's leading returning scorer at 3.1 points per contest.

**14**

Freshman Sheldon Jeter scored a career-high 14 points in a career-best 21 minutes in Vanderbilt's 64-50 win over William and Mary on January 2nd.

**5-0**

The Commodores are 5-0 on the season when outshooting their opponents from the floor.

# HEAD COACH KEVIN STALLINGS



## THE STALLINGS FILE

**Born:** October 1, 1960  
**High School:** Collinsville (Ill.) '78  
**College:** Bachelor's Degree in Business Management and Marketing, Purdue, '82, Master's Degree in Counseling, Purdue, '85  
**Family:** Wife, Lisa, three children, Jacob (22), Alexa (18), Jordyn (12)

### WINNINGEST COACHES AT VANDERBILT

Coach	Yrs	Record	Pct
1. Roy Skinner (1959, 1962-76)	16	278-135	.673
2. <b>Kevin Stallings (1999-)</b>	<b>14</b>	<b>267-165</b>	<b>.618</b>
3. Bob Polk (1948-58, 1960-61)	13	197-106	.650
4. C.M. Newton (1982-89)	8	129-115	.529
5. Jan van Breda Kolff (1994-99)	6	104-81	.562
6. Josh Cody (1924-27, 1932-36)	9	98-100	.495
7. Eddie Fogler (1990-93)	4	81-48	.628

### WINNINGEST COACHES AT MEMORIAL GYM




Coach	Yrs	Record
1. <b>Kevin Stallings (2000-)</b>	<b>14</b>	<b>182-49</b>
2. Roy Skinner (1959, 1962-76)	16	181-41
3. Bob Polk (1948-58, 1960-61)	8	96-15
4. C.M. Newton (1982-89)	8	91-37
5. Jan van Breda Kolff (1994-99)	6	75-20
6. Eddie Fogler (1990-93)	4	54-12

### STALLINGS THROUGH THE YEARS

Year	School	Position	W-L	Conf.	Postseason
2013	Vanderbilt	Head Coach	6-6	-	-
2012	Vanderbilt	Head Coach	25-11	10-6	NCAA Third Round
2011	Vanderbilt	Head Coach	23-11	9-7	NCAA Second Round
2010	Vanderbilt	Head Coach	24-9	12-4	NCAA First Round
2009	Vanderbilt	Head Coach	19-11	8-8	-
2008	Vanderbilt	Head Coach	26-8	10-6	NCAA First Round
2007	Vanderbilt	Head Coach	22-12	10-6	NCAA Regional Semifinals
2006	Vanderbilt	Head Coach	17-13	7-9	NIT First Round
2005	Vanderbilt	Head Coach	20-14	8-8	NIT Quarterfinals
2004	Vanderbilt	Head Coach	23-10	8-8	NCAA Regional Semifinals
2003	Vanderbilt	Head Coach	11-18	3-13	—
2002	Vanderbilt	Head Coach	17-15	6-10	NIT First Round <sup>^</sup>
2001	Vanderbilt	Head Coach	15-15	4-12	—
2000	Vanderbilt	Head Coach	19-11	8-8	NIT First Round
1999	Illinois State	Head Coach	16-15	7-11	—
1998	Illinois State	Head Coach	25-6	16-2 <sup>•</sup>	NCAA Second Round
1997	Illinois State	Head Coach	24-6	14-4 <sup>•</sup>	NCAA First Round
1996	Illinois State	Head Coach	22-12	13-5	NIT Quarterfinals
1995	Illinois State	Head Coach	20-13	13-5	NIT Second Round
1994	Illinois State	Head Coach	16-11	12-6	—
1993	Kansas	Assistant	29-7	11-3 <sup>•</sup>	NCAA Final Four
1992	Kansas	Assistant	27-5	11-3 <sup>•</sup>	NCAA Second Round
1991	Kansas	Assistant	27-8	10-4 <sup>•</sup>	NCAA Final Four*
1990	Kansas	Assistant	30-5	11-3	NCAA Second Round
1989	Kansas	Assistant	19-12	6-8	—
1988	Purdue	Assistant	29-4	16-2 <sup>•</sup>	NCAA Sweet 16
1987	Purdue	Assistant	25-5	15-3 <sup>•</sup>	NCAA Second Round
1986	Purdue	Assistant	22-10	11-7	NCAA First Round
1985	Purdue	Assistant	20-9	12-6	NCAA First Round
1984	Purdue	Assistant	22-7	15-3 <sup>•</sup>	NCAA First Round
1983	Purdue	Assistant	21-9	11-7	NCAA Second Round
1982	Purdue	Player	18-14	11-7	NIT Final Four
1981	Purdue	Player	21-11	10-8	NIT Final Four
1980	Purdue	Player	27-8	11-7 <sup>#</sup>	NCAA Final Four*
1979	Belleville J.C.	Player	28-9	—	NJCAA Tournament
<b>Totals at Vanderbilt (Head Coach)</b>			<b>267-165</b>	<b>103-105</b>	
Totals at Illinois State (Head Coach)			123-63	75-33	
<b>Head Coach Totals</b>			<b>390-228</b>	<b>178-137</b>	
Totals at Kansas (Assistant Coach)			132-37	49-21	
Totals at Purdue (Assistant Coach)			139-44		
Totals at Purdue (playing)			66-33		

• Regular season conference champions; # Conference tournament champions; \* Lost in National Championship game; ^ Included an Opening Round play-in game that Vanderbilt won over Houston.

<b>25</b>	In 33 seasons, his teams have made 25 tournament appearances, including 19 NCAA berths and three Final Fours.
<b>24</b>	20-Win Seasons in his career and 12 conference championships.
<b>7</b>	20-Win Seasons in last nine seasons and total number of 20-win seasons at Vanderbilt, the most of any Commodore coach.
<b>267</b>	Number of victories at Vanderbilt. Trails only Roy Skinner, who had 278 career wins, for all-time winningest coach mark.
<b>390</b>	Total victories as a head coach.
<b>3</b>	SEC Players of the Year in his 13-year tenure - Dan Langhi (2000), Derrick Byers (2007), Shan Foster (2008).
<b>24</b>	All-SEC Performers during his time at Vanderbilt.
<b>3</b>	Consecutive trips to the NCAA Tournament (2010, 2011, 2012), the first time Vanderbilt has accomplished the feat.
<b>6</b>	NCAA Tournaments in the last nine seasons.
<b>2</b>	Sweet 16 appearances as Commodore mentor (2004, 2007).
<b>42</b>	At Vanderbilt, all 42 of his seniors either have earned or are currently working toward their college degree.
<b>61</b>	The Commodores won their first SEC Tournament crown in 61 years after defeating #1 Kentucky in final in 2012.
<b>1</b>	Only one losing season as a player or coach in 33 years.
<b>139</b>	Number of victories in last seven seasons with Vanderbilt prior to 2012-13, an average of 23.2 wins a season.

0		<b>ROD ODOM</b> F ★ 6-9 ★ 212 ★ Jr. ★ Central Islip, N.Y. <table border="1"> <thead> <tr> <th>PPG</th> <th>RPG</th> <th>APG</th> <th>SPG</th> <th>BPG</th> <th>MPG</th> </tr> </thead> <tbody> <tr> <td>9.6</td> <td>4.2</td> <td>0.8</td> <td>0.8</td> <td>0.8</td> <td>30.0</td> </tr> </tbody> </table>	PPG	RPG	APG	SPG	BPG	MPG	9.6	4.2	0.8	0.8	0.8	30.0	<b>NOTES:</b> Played in all 82 games of his career... started in all 12 games this season, scored a career-high 17 points vs. Alabama A&M, including career-best four made threes...scored 16 points vs. UTEP...played career-high 34 min. vs. Cornell.	<b>CAREER HIGHS</b> Pts. - 17, vs. Ala. A&M (12/15/12) Rebs. - 8, vs. Ore. (11/11/11) Ast. - 2, 8 times Min. - 34, vs. Cornell (12/17/12)												
PPG	RPG	APG	SPG	BPG	MPG																							
9.6	4.2	0.8	0.8	0.8	30.0																							
2		<b>KEDREN JOHNSON</b> G ★ 6-4 ★ 215 ★ So. ★ Lewisburg, Tenn. <table border="1"> <thead> <tr> <th>PPG</th> <th>RPG</th> <th>APG</th> <th>SPG</th> <th>BPG</th> <th>MPG</th> </tr> </thead> <tbody> <tr> <td>16.6</td> <td>3.9</td> <td>2.7</td> <td>1.6</td> <td>0.5</td> <td>33.5</td> </tr> </tbody> </table>	PPG	RPG	APG	SPG	BPG	MPG	16.6	3.9	2.7	1.6	0.5	33.5	<b>NOTES:</b> Scoring point guard with size...VU's leading scorer...Scored 25 points vs. MTSU, his third 20+-pt game this year, scored career high 28 points against Davidson...Tallied double figures in 10 of 12 games this season.	<b>CAREER HIGHS</b> Pts. - 28, vs. Davidson (11/22/12) Rebs. - 8, vs. Marist (11/23/12) Ast. - 6, vs. Nich. St. (11/10/12) Min. - 41, at Xavier (12/6/12)												
PPG	RPG	APG	SPG	BPG	MPG																							
16.6	3.9	2.7	1.6	0.5	33.5																							
10		<b>NATHAN WATKINS</b> G ★ 6-5 ★ 190 ★ Fr. ★ Brentwood, Tenn. <table border="1"> <thead> <tr> <th>PPG</th> <th>RPG</th> <th>APG</th> <th>SPG</th> <th>BPG</th> <th>MPG</th> </tr> </thead> <tbody> <tr> <td>0.0</td> <td>0.5</td> <td>0.0</td> <td>0.0</td> <td>0.0</td> <td>1.0</td> </tr> </tbody> </table>	PPG	RPG	APG	SPG	BPG	MPG	0.0	0.5	0.0	0.0	0.0	1.0	<b>5</b> 	<b>ALEX GENDELMAN</b> G ★ 6-0 ★ 175 ★ Fr. ★ Purchase, N.Y. <table border="1"> <thead> <tr> <th>PPG</th> <th>RPG</th> <th>APG</th> <th>SPG</th> <th>BPG</th> <th>MPG</th> </tr> </thead> <tbody> <tr> <td>0.0</td> <td>0.0</td> <td>0.0</td> <td>0.0</td> <td>0.0</td> <td>1.0</td> </tr> </tbody> </table>	PPG	RPG	APG	SPG	BPG	MPG	0.0	0.0	0.0	0.0	0.0	1.0
PPG	RPG	APG	SPG	BPG	MPG																							
0.0	0.5	0.0	0.0	0.0	1.0																							
PPG	RPG	APG	SPG	BPG	MPG																							
0.0	0.0	0.0	0.0	0.0	1.0																							
11		<b>KYLE FULLER</b> G ★ 6-1 ★ 180 ★ Jr. ★ Moreno Valley, Calif. <table border="1"> <thead> <tr> <th>PPG</th> <th>RPG</th> <th>APG</th> <th>SPG</th> <th>BPG</th> <th>MPG</th> </tr> </thead> <tbody> <tr> <td>11.9</td> <td>2.9</td> <td>2.6</td> <td>1.0</td> <td>0.2</td> <td>33.8</td> </tr> </tbody> </table>	PPG	RPG	APG	SPG	BPG	MPG	11.9	2.9	2.6	1.0	0.2	33.8	<b>NOTES:</b> Started all 12 games this season... Scored career-high 25 points at Xavier (12/6) in win, including all 12 of team's points in overtime... Named SEC POTW for his exploits vs. Xavier, the first of his career.	<b>CAREER HIGHS</b> Pts. - 25, vs. Xavier (12/6/12) Rebs. - 6, 2x, vs. Cornell (12/17/12) Ast. - 6, vs. Nich. St. (11/10/12) Min. - 40, vs. Xavier (12/6/12)												
PPG	RPG	APG	SPG	BPG	MPG																							
11.9	2.9	2.6	1.0	0.2	33.8																							
14		<b>CARTER JOSEPHS</b> G ★ 5-10 ★ 165 ★ Fr. ★ San Antonio, Texas <table border="1"> <thead> <tr> <th>PPG</th> <th>RPG</th> <th>APG</th> <th>SPG</th> <th>BPG</th> <th>MPG</th> </tr> </thead> <tbody> <tr> <td>0.0</td> <td>0.0</td> <td>0.0</td> <td>0.0</td> <td>0.0</td> <td>1.0</td> </tr> </tbody> </table>	PPG	RPG	APG	SPG	BPG	MPG	0.0	0.0	0.0	0.0	0.0	1.0	<b>33</b> 	<b>ANDRIS KEHRIRS</b> F ★ 6-7 ★ 215 ★ Fr. ★ Riga, Latvia <table border="1"> <thead> <tr> <th>PPG</th> <th>RPG</th> <th>APG</th> <th>SPG</th> <th>BPG</th> <th>MPG</th> </tr> </thead> <tbody> <tr> <td>0.0</td> <td>0.0</td> <td>0.0</td> <td>0.0</td> <td>0.0</td> <td>1.0</td> </tr> </tbody> </table>	PPG	RPG	APG	SPG	BPG	MPG	0.0	0.0	0.0	0.0	0.0	1.0
PPG	RPG	APG	SPG	BPG	MPG																							
0.0	0.0	0.0	0.0	0.0	1.0																							
PPG	RPG	APG	SPG	BPG	MPG																							
0.0	0.0	0.0	0.0	0.0	1.0																							
15		<b>KEVIN BRIGHT</b> G ★ 6-5 ★ 210 ★ Fr. ★ Mannheim, Germany <table border="1"> <thead> <tr> <th>PPG</th> <th>RPG</th> <th>APG</th> <th>SPG</th> <th>BPG</th> <th>MPG</th> </tr> </thead> <tbody> <tr> <td>6.6</td> <td>6.4</td> <td>1.3</td> <td>0.4</td> <td>0.3</td> <td>29.8</td> </tr> </tbody> </table>	PPG	RPG	APG	SPG	BPG	MPG	6.6	6.4	1.3	0.4	0.3	29.8	<b>NOTES:</b> Started all 12 games...Tallied 2nd consecutive double-double at Xavier (11 pts, 10 rebs), named SEC Freshman of the Week...Team's leading rebounder...4th in SEC in def. rebounds (5.4).	<b>CAREER HIGHS</b> Pts. - 15, vs. Nich. St. (11/10/12) Rebs. - 12, vs. Villanova (12/1/12) Ast. - 3, vs. Cornell (12/17/12) Min. - 42, vs. Xavier (12/6/12)												
PPG	RPG	APG	SPG	BPG	MPG																							
6.6	6.4	1.3	0.4	0.3	29.8																							
20		<b>A.J. ASTROTH</b> G ★ 6-6 ★ 200 ★ Fr. ★ Tampa, Fla. <table border="1"> <thead> <tr> <th>PPG</th> <th>RPG</th> <th>APG</th> <th>SPG</th> <th>BPG</th> <th>MPG</th> </tr> </thead> <tbody> <tr> <td>0.7</td> <td>0.3</td> <td>0.3</td> <td>0.0</td> <td>0.0</td> <td>3.7</td> </tr> </tbody> </table>	PPG	RPG	APG	SPG	BPG	MPG	0.7	0.3	0.3	0.0	0.0	3.7	<b>NOTES:</b> Big shooting guard from Tampa, Fla., who averaged 22 points, 7.5 rebounds, 4.5 assists, and 3.4 steals for his Wharton High School team... Saw first action since Oregon vs. Ala. A&M... scored first points of his career vs. Bulldogs.	<b>CAREER HIGHS</b> Pts. - 2, vs. Ala. A&M (12/15/12) Rebs. - 1, vs. Ala. A&M (12/15/12) Ast. - 1, vs. Ala. A&M (12/15/12) Min. - 7, vs. Ala. A&M (12/15/12)												
PPG	RPG	APG	SPG	BPG	MPG																							
0.7	0.3	0.3	0.0	0.0	3.7																							
21		<b>SHELDON JETER</b> F ★ 6-7 ★ 215 ★ Fr. ★ Beaver Falls, Pa. <table border="1"> <thead> <tr> <th>PPG</th> <th>RPG</th> <th>APG</th> <th>SPG</th> <th>BPG</th> <th>MPG</th> </tr> </thead> <tbody> <tr> <td>3.9</td> <td>2.5</td> <td>0.3</td> <td>0.7</td> <td>0.5</td> <td>13.8</td> </tr> </tbody> </table>	PPG	RPG	APG	SPG	BPG	MPG	3.9	2.5	0.3	0.7	0.5	13.8	<b>NOTES:</b> A very highly decorated player from Beaver Falls High School...Shooting 50% from three on the year (8-16), scored career-high 14 pts vs. Will. & Mary (1/2) in career-best 21 minutes.	<b>CAREER HIGHS</b> Pts. - 14, vs. W&M (1/2/13) Rebs. - 6, vs. Ala. A&M (12/15/12) Ast. - 1, vs. Ala. A&M (12/15/12) Min. - 21, vs. W&M (1/2/13)												
PPG	RPG	APG	SPG	BPG	MPG																							
3.9	2.5	0.3	0.7	0.5	13.8																							
24		<b>DAI-JON PARKER</b> G ★ 6-3 ★ 190 ★ So. ★ Baton Rouge, La. <table border="1"> <thead> <tr> <th>PPG</th> <th>RPG</th> <th>APG</th> <th>SPG</th> <th>BPG</th> <th>MPG</th> </tr> </thead> <tbody> <tr> <td>2.8</td> <td>2.5</td> <td>1.0</td> <td>1.0</td> <td>0.8</td> <td>24.5</td> </tr> </tbody> </table>	PPG	RPG	APG	SPG	BPG	MPG	2.8	2.5	1.0	1.0	0.8	24.5	<b>NOTES:</b> Athletic two guard who played in all 36 games last season...returned after eight game suspension (violation of non-academic team policy) vs. Cornell, scored two points in career-high 28 minutes.	<b>CAREER HIGHS</b> Pts. - 10, vs. Monmouth (11/25/11) Rebs. - 5, vs. Georgia (1/14/12) Ast. - 3, vs. Monmouth (11/25/11) Min. - 28, vs. Cornell (12/17/12)												
PPG	RPG	APG	SPG	BPG	MPG																							
2.8	2.5	1.0	1.0	0.8	24.5																							
34		<b>SHELBY MOATS</b> F ★ 6-8 ★ 225 ★ So. ★ Waconia, Minn. <table border="1"> <thead> <tr> <th>PPG</th> <th>RPG</th> <th>APG</th> <th>SPG</th> <th>BPG</th> <th>MPG</th> </tr> </thead> <tbody> <tr> <td>3.5</td> <td>3.2</td> <td>1.2</td> <td>0.5</td> <td>0.1</td> <td>19.3</td> </tr> </tbody> </table>	PPG	RPG	APG	SPG	BPG	MPG	3.5	3.2	1.2	0.5	0.1	19.3	<b>NOTES:</b> 6'8 forward who will play some center this season...started four games this year, played in all 12...scored season high 8 points vs. UTEP (11/25).	<b>CAREER HIGHS</b> Pts. - 8, 3x, last vs. Butler (12/29/12) Rebs. - 7, vs. Marist (11/23/12) Ast. - 3, 2x, vs. Cornell (12/17/12) Min. - 30, vs. Nich. St. (11/10/12)												
PPG	RPG	APG	SPG	BPG	MPG																							
3.5	3.2	1.2	0.5	0.1	19.3																							
35		<b>JAMES SIAKAM</b> F ★ 6-7 ★ 210 ★ So. ★ Douala, Cameroon <table border="1"> <thead> <tr> <th>PPG</th> <th>RPG</th> <th>APG</th> <th>SPG</th> <th>BPG</th> <th>MPG</th> </tr> </thead> <tbody> <tr> <td>1.8</td> <td>2.0</td> <td>0.3</td> <td>0.3</td> <td>0.3</td> <td>11.2</td> </tr> </tbody> </table>	PPG	RPG	APG	SPG	BPG	MPG	1.8	2.0	0.3	0.3	0.3	11.2	<b>NOTES:</b> 6'7 athletic presence who is outstanding around the basket on the offensive and defensive glass...played in all 12 games this year...scored career high eight points and had eight rebounds vs. Marist (11/23).	<b>CAREER HIGHS</b> Pts. - 8, vs. Marist (11/23/12) Rebs. - 8, vs. Marist (11/23/12) Ast. - 1, 2x, vs. Cornell (12/17/12) Min. - 19, vs. Marist (11/23/12)												
PPG	RPG	APG	SPG	BPG	MPG																							
1.8	2.0	0.3	0.3	0.3	11.2																							
40		<b>JOSH HENDERSON</b> C ★ 6-11 ★ 220 ★ So. ★ Roanoke, Va. <table border="1"> <thead> <tr> <th>PPG</th> <th>RPG</th> <th>APG</th> <th>SPG</th> <th>BPG</th> <th>MPG</th> </tr> </thead> <tbody> <tr> <td>4.7</td> <td>3.2</td> <td>1.3</td> <td>0.8</td> <td>0.6</td> <td>21.0</td> </tr> </tbody> </table>	PPG	RPG	APG	SPG	BPG	MPG	4.7	3.2	1.3	0.8	0.6	21.0	<b>NOTES:</b> 6'11 center recovering from stress fracture in his foot...has had two surgeries in last 12 months...started eight games at center...scored career-high 13 points vs. Alabama A&M...had career-high seven rebs. vs. Will. & Mary (1/2).	<b>CAREER HIGHS</b> Pts. - 13, vs. Ala. A&M (12/15/12) Rebs. - 7, vs. W&M (1/2/13) Ast. - 4, vs. Bucknell (11/15/11) Min. - 29, vs. W&M (1/2/13)												
PPG	RPG	APG	SPG	BPG	MPG																							
4.7	3.2	1.3	0.8	0.6	21.0																							

LAST TIME OUT

BOX SCORE VS. WILLIAM AND MARY



Official Basketball Box Score -- Game Totals -- Final Statistics  
 William & Mary vs Vanderbilt  
 01/02/13 7 p.m. at Nashville, Tenn. (Memorial Gym)



William & Mary 50 • 7-5

#	Player	f/g	Total			3-Ptr			Rebounds			PF	TP	A	TO	Blk	Stl	Min
			FG-FGA	FG-FGA	FT-FTA	Off	Def	Tot	FG-FGA	FG-FGA	FT-FTA							
22	Rusthoven, Tim	f	2-5	0-0	7-8	3	0	3	4	11	2	0	1	0	22			
23	Gaillard, Kyle	f	2-4	0-1	1-2	0	10	10	4	5	1	2	0	2	33			
03	Thornton, Marcus	g	5-16	1-6	3-3	1	2	3	0	14	2	5	0	0	36			
04	Rum, Matt	g	4-10	2-6	0-0	0	2	2	1	10	2	1	0	0	30			
12	Britt, Brandon	g	0-3	0-1	0-1	1	2	3	0	0	1	3	0	0	28			
02	Boatner, Julian		1-1	1-1	0-0	0	1	1	1	3	0	0	0	0	7			
13	Pavloff, Andrew		0-0	0-0	0-0	0	0	0	1	0	0	0	0	0	2			
24	Heldring, Fred		0-2	0-1	0-0	0	1	1	0	0	0	0	0	1	9			
25	Tarpey, Terry		1-4	1-2	2-2	3	1	4	1	5	2	1	1	1	18			
31	Sheldon, Sean		1-2	0-0	0-0	1	3	4	2	2	0	1	1	1	15			
Team						3	1	4										
Totals			16-47	5-18	13-16	12	23	35	14	50	10	14	3	5	200			
FG % 1st Half:		7-21	33.3%	2nd half:		9-26	34.6%	Game:		16-47	34.0%	Deadball						
3FG % 1st Half:		3-10	30.0%	2nd half:		2-8	25.0%	Game:		5-18	27.8%	Rebounds		1				
FT % 1st Half:		4-4	100.0%	2nd half:		9-12	75.0%	Game:		13-16	81.3%							

Vanderbilt 64 • 6-6

#	Player	f/g	Total			3-Ptr			Rebounds			PF	TP	A	TO	Blk	Stl	Min
			FG-FGA	FG-FGA	FT-FTA	Off	Def	Tot	FG-FGA	FG-FGA	FT-FTA							
00	ODOM, Rod	f	4-7	1-4	3-3	1	4	5	0	12	2	2	2	1	33			
34	MOATS, Shelby	f	1-1	0-0	0-0	1	1	2	4	2	0	1	0	1	8			
02	JOHNSON, Kedren	g	5-12	2-6	0-1	1	2	3	4	12	2	2	0	0	25			
11	FULLER, Kyle	g	3-10	1-5	1-3	0	4	4	0	8	4	2	0	0	29			
15	BRIGHT, Kevin	g	2-5	2-4	1-2	1	2	3	1	7	1	1	2	1	26			
21	JETER, Sheldon		6-7	1-2	1-3	1	1	2	0	14	0	0	1	0	21			
24	PARKER, Dai-Jon		1-5	1-3	1-2	1	2	3	0	4	2	2	3	2	27			
35	SIKAM, James		0-0	0-0	0-0	1	0	1	0	0	0	0	0	0	2			
40	HENDERSON, Josh		2-6	0-0	1-2	3	4	7	3	5	3	2	2	2	29			
Team						2	1	3										
Totals			24-53	8-24	8-16	12	21	33	12	64	14	12	10	7	200			
FG % 1st Half:		11-26	42.3%	2nd half:		13-27	48.1%	Game:		24-53	45.3%	Deadball						
3FG % 1st Half:		2-11	18.2%	2nd half:		6-13	46.2%	Game:		8-24	33.3%	Rebounds		2				
FT % 1st Half:		2-3	66.7%	2nd half:		6-13	46.2%	Game:		8-16	50.0%							

Officials: Anthony Jordan, John Cahill, Patrick Evans  
 Technical fouls: William & Mary-Thornton, Marcus. Vanderbilt-None.  
 Attendance: 9965

Score by periods	1st	2nd	Total
William & Mary	21	29	50
Vanderbilt	26	38	64

Points	In Paint	Off T/O	2nd Chance	Fast Break	Bench
W&M	20	8	9	2	10
VU	28	14	15	6	23

Last FG - W&M 2nd-01:45, VU 2nd-00:59.  
 Largest lead - W&M by 3 1st-10:38, VU by 16 2nd-02:06.

Score tied - 4 times.  
 Lead changed - 10 times.

RECAP & NOTES

Freshman Sheldon Jeter scored a career-high 14 points off the bench to lead Vanderbilt to a 64-50 victory over William & Mary.

The Commodores (6-6) smothered William & Mary, which shot just 34 percent (16 of 47) from the field. Still, the Tribe (7-5) trailed by just seven with 7 minutes left. But Vanderbilt rattled off eight straight points, including consecutive 3-pointers from Kedren Johnson and Dai-Jon Parker to pull away.

Jeter was 6 of 7 from field and scored seven straight points twice.

Marcus Thornton paced William & Mary with 14 points. Tim Rusthoven added 11 and Matt Rum had 10, while Kyle Gaillard grabbed 10 rebounds.

Vanderbilt coach Kevin Stallings picked up his 182nd win at home to become the all-time wins leader at Memorial Gymnasium. Stallings, in his 14th season, passed Roy Skinner, who won 181 games in 16 years over two stints from 1959-76.

Vanderbilt led 26-21 at halftime but missed its first five shots out of the break.

The Tribe took advantage, tying the game at 31 with a layup by Sean Sheldon. They couldn't jump back in front, as Vanderbilt went on a 13-4 run. Jeter closed out the spurt with seven straight points. The Commodores had missed 13 straight 3-pointers until Jeter snapped the skid with 12:10 left -- though replays showed he was inside the line -- as he sank a shot in the corner as he was fouled.

He missed the free throw but kept attacking the basket. He tipped in a teammate's miss later and drove the baseline for a 44-35 lead with 10:33 left and sparked a timeout from Tribe coach Tony Shaver.

William & Mary, which entered shooting 48.6 percent, cut the lead to seven twice. Gaillard's jumper with 7:11 left pulled the Tribe within 48-41 but Vanderbilt made four straight 3-pointers to end the game.

★ Stallings registered his 182nd (182-49) career victory at Memorial Gym, which moves past legendary coach Roy Skinner for the most in program history.

★ Vanderbilt made a three-pointer for the 844th game in a row, which ranks second in the nation behind UNLV. VU has made a three in every game since the line's inception in the 1986-87 season.

★ The Commodores shot 45.3% from the floor, compared to 34.0% for William and Mary. The Tribe averaged nearly 49% from the floor prior to the game.

★ Vanderbilt is 5-0 on the season when outshooting its opponent.

★ As a team, Vanderbilt blocked a season-high 10 shots.

★ Vanderbilt had 14 assists on 24 made field goals.

★ Three different Commodores finished in double-figures (Jeter, Johnson and Odom). It is the seventh time this season at least three players reached double-digits in a single game.

★ William and Mary outrebounded the Commodores, 35-33. Vanderbilt is now 2-5 when being outrebounded.

★ The Commodores outscored the Tribe 28-20 in points in the paint, 14-8 in points off of turnovers, 15-9 in second chance points, 6-2 in fast break points, and 23-10 in bench points.

★ The 23 bench points was a season-high for Vanderbilt.

★ Freshman Sheldon Jeter scored a career-high 14 points.

## 2012-13 Roster

No.	Name	Pos.	Ht.	Wt.	Cl.-Yr	Hometown (Previous School)
0	Rod Odom	F	6-9	212	Jr.-3rd	Central Islip, N.Y. (Middlesex School (Mass.))
1	Eric McClellan	G	6-4	180	So.-2nd	Austin, Texas (University of Tulsa)
2	Kedren Johnson	G	6-4	215	So.-2nd	Lewisburg, Tenn. (Marshall County)
5	Alex Gendelman	G	5-9	175	Fr.-1st	Purchase, N.Y. (Rye Country Day School)
10	Nathan Watkins	G	6-5	190	Fr.-1st	Brentwood, Tenn. (Ensworth School)
11	Kyle Fuller	G	6-1	180	Jr.-3rd	Moreno Valley, Calif. (Rancho Verde)
14	Carter Josephs	G	5-10	165	Fr.-1st	San Antonio, Texas (Tom C. Clark)
15	Kevin Bright	G	6-5	210	Fr.-1st	Mannheim, Germany (Urspring Basketball Academy)
20	A.J. Astroth	G	6-6	200	Fr.-1st	Tampa, Fla. (Wharton)
21	Sheldon Jeter	F	6-7	215	Fr.-1st	Beaver Falls, Pa. (Beaver Falls)
24	Dai-Jon Parker	G	6-3	190	So.-2nd	Baton Rouge, La. (Milton (Ga.))
33	Andris Kehris	F	6-7	215	Fr.-1st	Riga, Latvia
34	Shelby Moats	F	6-8	225	So.-2nd	Waconia, Minn. (Waconia)
35	James Siakam	F	6-7	210	R-So.-3rd	Douala, Cameroon (Brehm Prep (Ill.))
40	Josh Henderson	C	6-11	220	R-So.-3rd	Roanoke, Va. (Cave Spring)

### COACHING STAFF

Head Coach ..... **Kevin Stallings** (Purdue, 1982) - 14th  
 Assistant Coach ..... **David Cason** (Illinois State, 1995) - 2nd  
 Assistant Coach ..... **Brad Frederick** (North Carolina, 1999) - 14th  
 Assistant Coach ..... **Tom Richardson** (St. Xavier (Ill.), 1977) - 10th  
 Director of Operations..... **Dan Cage** (Vanderbilt, 2007) - 3rd

### SUPPORT STAFF

Athletic Communications Dir. .... **Andy Boggs** (Florida State, 1998)  
 Academic Support..... **Neal Clark** (Kentucky, 1992)  
 Athletic Trainer..... **Shannon Gordon** (Indiana State, 1992)  
 Strength and Conditioning..... **Curtis Turner** (Clemson, 2002)

### PRONUNCIATION GUIDE

David Cason ..... **KAY-Sahn**  
 Kedren Johnson ..... **KEE-Dren**  
 Dai-Jon Parker..... **DAY-Jon**  
 James Siakam..... **See-OK-em**

### ROSTER BY CLASS

#### Juniors (2)

**Kyle Fuller** ..... Moreno Valley, Calif.  
**Rod Odom** ..... Central Islip, N.Y.

#### Sophomores (6)

**Josh Henderson** ..... Roanoke, Va.  
**Kedren Johnson** ..... Lewisburg, Tenn.  
**Eric McClellan** ..... Austin, Texas  
**Shelby Moats** ..... Waconia, Minn.  
**Dai-Jon Parker** ..... Baton Rouge, La.  
**James Siakam** ..... Douala, Cameroon

#### Freshmen (7)

**A.J. Astroth** ..... Tampa, Fla.  
**Kevin Bright** ..... Mannheim, Germany  
**Alex Gendelman** ..... Purchase, N.Y.  
**Sheldon Jeter** ..... Beaver Falls, Pa.  
**Carter Josephs** ..... San Antonio, Texas  
**Andris Kehris** ..... Riga, Latvia  
**Nathan Watkins** ..... Nashville, Tenn.

**MEMORIAL MAGIC - THE HOME TO VANDERBILT HOOPS SINCE 1952**

**HISTORIC MEMORIAL GYMNASIUM IN 61ST SEASON**

Storied Memorial Gymnasium is in its 61st season as the host venue of Vanderbilt basketball. The SEC's most historic hoops setting has played host to more than 850 men's contests as well as the 1984 and 1991 SEC Tournaments and 40 men's and women's NCAA Tournament contests (since the early 1980s).

As the oldest gymnasium in the SEC, Memorial Gymnasium is renown for its end zone benches, raised floor and unique atmosphere. It was dedicated in 1952 as a memorial to all Vanderbilt men and women who served in World War II. It was built by the late master architect Edwin Keeble, who was commissioned to build a combination gymnasium/concert hall.

<b>.785</b>	All-time winning percentage at Memorial Gym (728-199).
<b>182</b>	Career wins at Memorial Gym for Kevin Stallings, and is now the facility's all-time wins leader.
<b>.901</b>	Winning percentage against non-conference opponents since 1990 (182-20).
<b>115-13</b>	Stallings' non-conference record at home.
<b>6</b>	Undefeated seasons at home.

**Winningest Coaches at Memorial Gymnasium**

Coach	Yrs	Record
<b>1 Kevin Stallings (2000-Present)</b>	<b>14</b>	<b>182-49</b>
2. Roy Skinner (1959, 1962-76)	16	181-41
3. Bob Polk (1948-58, 1960-61)	8	96-15
4. C.M. Newton (1982-89)	8	91-37
5. Jan van Breda Kolff (1994-99)	6	75-20
6. Eddie Fogler (1990-93)	4	54-12

**Stallings' Year-By-Year Record At Memorial Gym**

Year	Won	Lost
2012-13	4	2
2011-12	13	5
2010-11	14	3
2009-10	14	2
2008-09	13	4
2007-08	19	0
2006-07	14	3
2005-06	10	6
2004-05	17	2
2003-04	15	2
2002-03	10	6
2001-02	13	4
2000-01	12	7
1999-00	14	3

**ANNUAL ATTENDANCE FIGURES**

Year	All Games	Attendance	Average	NCAA Rank	SEC Games	SEC Attendance	Average
2012-13	7	66,878	9,554	-	-	-	-
2011-12	18	246,561	13,698	18	8	112,368	14,046
2010-11	17	234,632	13,802	18	8	114,346	14,293
2009-10	16	217,965	13,623	21	8	113,539	14,192
2008-09	17	225,686	13,276	25	8	112,833	14,104
2007-08	19	254,954	13,418	22	8	113,713	14,214
2006-07	17	204,511	12,030	31	8	109,043	13,630
2005-06	16	195,159	12,197	24	8	108,258	13,532
2004-05 <sup>^</sup>	19	191,678	10,088	43	8	105,357	13,170
2003-04	17	192,301	11,312	33	8	106,990	13,374
2002-03	16	153,123	9,570	46	8	96,906	12,113
2001-02	17	150,325	8,843	50	8	93,873	11,734
2000-01	19	186,468	9,814	45	8	102,055	12,757
1999-00*	18	197,770	10,987	30	8	106,741	13,343
1998-99	16	192,538	12,034	26	8	106,128	13,266
1997-98	16	213,974	13,373	21	8	117,819	14,727
1996-97	16	207,771	12,986	25	8	120,214	15,027
1995-96	18	226,354	12,575	28	8	112,996	14,125
1994-95	13	183,042	14,080	17	8	118,932	14,867
1993-94	16	223,997	14,000	15	8	121,345	15,168
1992-93	14	212,156	15,154	11	8	122,536	15,317
1991-92	17	210,585	12,387	29	8	115,104	14,388
1990-91	16	214,638	13,415	19	9	133,482	14,831
1989-90	19	259,992	13,684	18	9	136,136	15,126
1988-89	15	224,657	14,977	13	9	137,212	15,246
1987-88	16	223,747	13,984	14	9	138,393	15,377
1986-87	17	226,343	13,314	14	9	130,854	14,539
1985-86	15	200,806	13,387	14	9	128,059	14,229
1984-85	16	194,390	12,149	17	9	122,514	13,613
1983-84	18	249,292	13,850	10	9	135,546	15,050
1982-83	17	237,584	13,976	9	9	135,418	15,046
1981-82	14	202,225	14,445	9	9	131,699	14,633
1980-81	15	227,478	15,165	9	9	136,436	15,160
1979-80	15	228,029	15,202	5	9	138,754	15,417
1978-79	14	215,330	15,380	5	9	139,930	15,547
1977-78	14	207,375	14,813	5	9	134,232	14,915
1976-77	15	211,966	14,131	4	9	149,108	16,568
1975-76	13	180,901	13,915	-	9	135,375	15,042
1974-75	12	178,527	14,877	-	9	134,304	14,923
1973-74	12	182,728	15,227	-	9	140,252	15,584
1972-73	12	173,567	14,464	-	9	131,193	14,577
1971-72	12	156,778	13,065	-	9	120,172	13,352
1970-71	12	170,634	14,220	-	9	130,260	14,473
1969-70	12	176,763	14,730	-	9	135,745	14,861
1968-69	12	126,896	10,575	-	9	95,300	10,589
1967-68	12	129,722	10,810	-	9	96,274	10,697
1966-67	12	105,492	8,791	-	9	79,173	8,797
1965-66	12	106,022	8,835	-	9	62,368	8,910
1964-65	12	98,821	8,235	-	9	65,712	8,214
1963-64	12	84,827	7,069	-	6	35,684	5,947
1962-63	12	75,261	6,272	-	6	46,183	6,598
1961-62	13	73,640	5,665	-	8	47,357	5,920
1960-61	13	74,187	5,707	-	7	45,549	6,507
1959-60	14	76,199	5,443	-	8	46,064	5,758

**VANDERBILT ATHLETIC COMMUNICATIONS**

**INTERVIEW POLICY**

Vanderbilt head coach Kevin Stallings and selected Vanderbilt players will be available to the media before practice on a weekly basis during the non-conference season, and bi-weekly during the SEC season.

The times for those media sessions will be emailed to media members in advance of those pre-practice interviews.

Media may photograph the first 20 minutes of practice. All practices are closed to the public.

**POSTGAME INTERVIEW POLICY**

Vanderbilt head coach Kevin Stallings will enter the Memorial Gym interview room after the NCAA-mandated 10-minute cooling off period, followed by Vanderbilt players.

Visiting coach and player interviews will be at the discretion of the visiting SID.

**VUCOMMODORES.COM**

The official website of Vanderbilt athletics, vucommo-dores.com, includes pregame notes, season statistics, videos of press conferences and meetings with the media, live stats, twitter feeds, and streaming audio and video of everything that is Commodore athletics.

**@VANDYMBB**

The official Twitter feed of Vanderbilt men's basketball, follow the latest information and get breaking news on Commodore basketball.

**QUICK FACTS**

**Location**.....Nashville, Tenn.  
**Founded**.....1873  
**Conference**.....Southeastern (East)  
**Enrollment**.....6,738  
**Nickname**.....Commodores  
**Colors**.....Black and Gold  
**Home Arena**.....Memorial Gymnasium (14,316)  
**Chancellor**.....Nicholas Zeppos  
**Vice Chancellor**.....David Williams II  
**Faculty Rep.**.....Richard McCarty

**Basketball Staff**

**Head Coach**.....Kevin Stallings  
**Record Overall**.....390-228 (20)  
**Record at Vanderbilt**.....267-165 (14)  
**Assistant Coaches**.....David Cason, Brad Frederick, Tom Richardson,  
**Director of Operations**.....Dan Cage  
**Athletic Trainer**.....Shannon Gordon  
**Academic Counselor**.....Neal Clark  
**Administrative Assistant**.....Debbie Green  
**Strength and Conditioning Coach**.....Curtis Turner  
**Office Number**.....(615) 322-6530

**Athletic Communications**

**Men's Basketball SID**.....Andy Boggs  
**Media Relations Address**.....2601 Jess Neely Dr.  
 Nashville, TN 37212  
**Office Phone**.....(615) 343-1847  
**Office Fax**.....(615) 343-7064  
**E-Mail**.....Andy.Boggs@Vanderbilt.edu

**NBA**

Vanderbilt had three players drafted in the first 31 picks of the 2012 NBA Draft, the first time that has happened in program history. Junior guard John Jenkins was drafted 23rd by the Atlanta Hawks, senior Festus Ezeli was drafted 30th by the Golden State Warriors, and senior forward Jeffery Taylor was drafted 31st by the Charlotte Bobcats. Vanderbilt tied for the second-most players drafted in first 31 picks - Kentucky had four, while North Carolina also had three.

**1 of 6**

Programs to place all four revenue sports (football, men's and women's basketball, baseball) in postseason play in 2011-12 academic year.

**KJ**

Sophomore point guard Kedren Johnson is in the top 10 in the SEC in several categories, including:  
**Scoring** -5th (17.0)  
**FG%** - 7th (.475)  
**3FG%** - 5th (.397)  
**3FG Made** - 6th (2.3)  
**Min. Played** - T-1st (34.3)

**7**

The number of top 31 2012 NBA Draft picks from Kentucky and Vanderbilt last season.

**79**

Vanderbilt is competing in their 79th SEC season. The Commodores are 660-645 all-time against current members of the SEC.

**NLI**

The Commodores had one signee in the fall, 6'9 big man Damian Jones of Baton Rouge, La. Jones, who attends Scotlandville Magnet in Baton Rouge, is regarded as one of the best big men in the class of 2013.

**2012-13 TRENDS**

Winning Opening Tip.....	2-2
Losing Opening Tip.....	3-5
VU Scores First.....	3-0
Opponent Scores First.....	2-6
Leading at Halftime.....	5-0
Trailing at Halftime.....	1-5
Tied at Halftime.....	0-1
Leading with Five Minutes Remaining.....	5-1
Trailing with Five Minutes Remaining.....	1-5
Tied with Five Minutes Remaining.....	0-0
Leading with Two Minutes Remaining.....	5-0
Trailing with Two Minutes Remaining.....	1-6
Tied with Two Minutes Remaining.....	0-0
Overtime.....	1-0
Games Decided by Three Points or Less.....	1-0
Games Decided by 4-10 Points.....	0-2
Games Decided by 11-20 Points.....	3-3
Games Decided by 21-plus Points.....	2-1
VU Shoots 50% or Better.....	3-0
VU Shoots 40% or Better.....	6-2
VU Shoots Lower Than 40%.....	0-4
Opponent Shoots 50% or Better.....	1-0
Opponent Shoots 40% or Better.....	2-5
Opponent Shoots Lower Than 40%.....	3-1
VU Outshoots Opponent.....	5-0
VU Outshot by Opponent.....	1-6
Shoot Same Percentage.....	0-0
VU Scores 70 Points or More.....	3-0
VU Scores Less Than 70 Points.....	3-6
VU Scores 80 Points or More.....	1-0
VU Scores 90 Points or More.....	0-0
Opponent Scores 70 Points or More.....	0-2
Opponent Scores Less Than 70 Points.....	6-4
Opponent Scores 80 Points or More.....	0-0
Opponent Scores 90 Points or More.....	0-0
Makes More 3-Pointers Than Opponent.....	6-1
Makes Fewer 3-Pointers Than Opponent.....	0-4
3-Pointers are Equal.....	0-1
Outrebounds Opponent.....	4-0
Outrebounded by Opponent.....	2-5
Rebounds are Equal.....	1-1
Playing on National TV.....	2-5
Playing on Regional TV.....	1-1
Playing on Weekday.....	3-4
Playing on Weekend.....	3-2
Game Tips Before 6 p.m. CT (afternoons).....	3-3
Game Tips After 6 p.m. CT (evenings).....	3-3
In White Uniforms.....	4-2
In Black Uniforms.....	2-3
In Gold Uniforms.....	0-1
In November.....	2-3
In December.....	3-3
In January.....	1-0
In February.....	0-0
In March.....	0-0
Home.....	4-2
Neutral.....	1-3
Away.....	1-1
<b>Conferences</b>	
vs. Non-Conference.....	6-6
Southland.....	1-0
Pac 12.....	0-1
Southern.....	0-1
MAAC.....	0-1
Conference USA.....	1-0
Big East.....	0-1
Atlantic 10.....	1-1
SWAC.....	1-0
Ivy.....	1-0
Sun Belt.....	0-1
Colonial.....	1-0
SEC.....	0-0
<b>Lineups</b>	
Johnson, Fuller, Bright, Odom, Moats.....	2-2
Johnson, Fuller, Bright, Odom, Henderson.....	4-4

**ABOUT KENTUCKY**

**QUICK FACTS**

**Location**..... Lexington, Ky.  
**Founded**..... 1865  
**Conference**..... SEC  
**Enrollment**..... 28,098  
**Nickname**..... Wildcats  
**Colors**..... Blue and White  
**Home Arena**..... Rupp Arena (23,000)  
**President**..... Eli Capilouto  
**Athletics Director**..... Mitch Barnhart

**Basketball Staff**

**Head Coach**..... John Calipari  
**Record Overall**..... 556-158 (21)  
**Record at Kentucky**..... 111-18 (3)  
**Assistant Coaches**... Orlando Antigua, Kenny Payne,  
 ..... John Robic

- Kentucky enters Thursday's contest with a 9-4 overall record. Wildcat guard Archie Goodwin leads five UK players in double figures with 15.8 points per contest. Center Nerlens Noel leads the team on the glass with 9.3 rebounds per game.
- Vanderbilt is 6-3 against the Wildcats in the last nine meetings at Memorial Gym.
- The two teams will meet for the 182nd time on Thursday, with the Wildcats holding a 136-45 series lead. Vanderbilt is 24-35 against UK at Memorial Gym, and have played the Wildcats every season at Memorial Gym since 1953-54. VU did not play UK in the first year the facility opened in 1952-53 campaign.
- The last meeting between the two schools came in the SEC Tournament Championship in New Orleans in a game Vanderbilt won, 71-64.

**STAT COMPARISON (2012-13)**

	<b>VU</b>	<b>UK</b>
	<i>All</i>	<i>All</i>
Record	6-6	9-4
Scoring Offense	59.7	79.2
Scoring Defense	59.5	60.8
Scoring Margin	+0.2	+6.7
FG%	.420	.492
FG% Defense	.412	.375
3FG%	.355	.371
3FG% Defense	.314	.319
Free Throw %	.579	.642
Rebounding	31.6	39.8
Rebounding Margin	-2.3	+5.8
Turnovers/game	12.9	12.7
Opponent Turnovers	13.3	15.2
Steals	6.4	7.8
Blocks	3.5	7.5

**Vanderbilt Radio Network**

**FISHER, THOMPSON COURTSIDE TO CALL ACTION ON VANDERBILT RADIO NETWORK FROM IMG COLLEGE**

Joe Fisher and Tim Thompson are back at courtside this season, describing the action of every Commodore game to Vanderbilt followers throughout the Southeast.

Fisher, the Voice of the Commodores, will anchor Vanderbilt play-by-play for the 15th consecutive year.

A Nashville native, Fisher also handles the play-by-play broadcasting duties for Commodore football and a select number of baseball games. He also serves as the Director of Broadcasting for Vanderbilt Student Athletics.

Prior to working for Vanderbilt, Fisher served as a television sports anchor in the Nashville market (1987-1996), with stints at WSMV-4 and WKRN-2. He also worked in the public relations field for two years.

Thompson, who is in his 12th year providing color commentary, played for Vanderbilt from 1975-79, receiving the Outstanding Leader and Civitan Sportsmanship Awards. He currently works with Nike College Sports Marketing.

Broadcast Engineer Bob Horner is in his 31st year courtside producing broadcasts of Commodore basketball. During his tenure, Horner has worked more than 750 games for Vanderbilt.

The broadcasts are produced by IMG College, the exclusive multi-media rightsholder for Vanderbilt. Jeff Miller is the general manager.

**Radio Affiliates**

WLAC 1510-AM	Nashville*
WQSV 790-AM	Ashland City
WDEF 1370-AM	Chattanooga
WKFN 540-AM	Clarksville
WEKR 1240-AM	Fayetteville
WJJM 1490-AM	Lewisburg
WMSR 1320-AM	Manchester
WOWW 1430-AM	Memphis
WOWW 97.7-FM	Memphis

\* Commodore Flagship Station

<b>1996-97</b>	The Commodores are represented by three countries on this year's roster - the United States, Cameroon (James Siakam), and Germany (Kevin Bright) - to continue Vanderbilt's line of foreign players. VU has had a player from outside of the United States on its roster for every season dating back to the 1996-97 campaign. The countries represented in the last 16 years are the Ivory Coast, Poland, Austria, England, Australia, Cameroon, Nigeria, Sweden, and Germany.
<b>Lists</b>	With the departure of last year's class, the Commodores saw most of its production leave. In fact, two members of the all-time top 10 scoring list (Taylor, Jenkins), the second all-time leading assist man (Brad Tinsley), and the sixth-leading rebounder (Taylor) departed. Taylor was also third on the all-time free throws made list, while Jenkins was 2nd on three's made list.
<b>844</b>	Vanderbilt has made a 3-pointer in 844 consecutive games, a streak which began at the inception of the 3-point line in 1986-87. The Commodores rank second only to UNLV for the longest streak in Division I basketball. Vanderbilt, UNLV and Princeton are the only three schools in college basketball to have made at least one 3-pointer in every game played since the 3-point line was implemented.
<b>Undefeated</b>	When the Commodores outrebound their opponent (4-0), outshoot their opponent (4-0), and score 70 points or more (3-0).
<b>Schedule</b>	The Commodore men's non-conference schedule includes facing three 2012 NCAA Tournament teams - Davidson, Xavier, and Butler - and five total teams from the 2012 postseason (Oregon, MTSU). With three SEC opponents making the NCAA Tournament and four advancing to the NIT in 2012, Vanderbilt will face six NCAA teams and nine teams who advanced to postseason play a year ago.



**INS AND OUTS**

**Career Games Played**

Player	Games	Starts	Cons. Starts
Rod Odom	82	22	12
Kyle Fuller	64	13	12
Kedren Johnson	48	12	12
Dai-Jon Parker	40	0	0
Shelby Moats	27	4	1
James Siakam	22	0	0
Josh Henderson	18	7	7
Kevin Bright	12	12	12
Sheldon Jeter	11	0	0
Carter Josephs	3	0	0
A.J. Astroth	3	0	0
Alex Gendelman	2	0	0
Andris Kehris	1	0	0

**Double-Digit Scoring Games**

Player	Career (Record)	'12-13	Cons.
Rod Odom	11 (7-4)	5 (4-1)	1 (1-0)
Kedren Johnson	11 (7-4)	10 (6-4)	1 (1-0)
Kyle Fuller	7 (4-3)	7 (4-3)	1 (0-1)
Kevin Bright	3 (2-1)	3 (2-1)	-
Josh Henderson	3 (3-0)	2 (2-0)	-
Dai-Jon Parker	1 (1-0)	-	-
Sheldon Jeter	1 (1-0)	1 (1-0)	1 (1-0)

**Double-Digit Rebounding Games**

Player	Career	'12-13	Cons.
Kevin Bright	2 (1-1)	2 (1-1)	-

**Double-Digit Assist Games**

Player	Career	'12-13	Cons.
--------	--------	--------	-------

**Double-Doubles**

Player	Career	'12-13	Cons.
Kevin Bright	2 (1-1)	2 (1-1)	-

**Triple Doubles**

Player	Career	'12-13	Cons.
--------	--------	--------	-------

**2012-13 Lineup Record**

Johnson, Fuller, Bright, Odom, Moats	2-2
Johnson, Fuller, Bright, Odom, Henderson	4-4

**PRESEASON SEC POLL**

Vanderbilt was picked to finish 10th in the SEC by a select group of 30 media members in a poll released by the league prior to the SEC Basketball Media Days in Birmingham.

**PRESEASON MEDIA POLL -- PTS**

Kentucky (17)	328
Florida (5)	310
Missouri (1)	286
Tennessee (1)	269
Arkansas	226
Alabama	222
Mississippi	186
Georgia	149
Texas A&M	122
<b>Vanderbilt</b>	<b>120</b>
LSU	116
Auburn	95
South Carolina	54
Mississippi State	37

**\*First-Place Votes in Parentheses**

**MEDIA VOTE**

**FIRST TEAM ALL-SEC**

BJ Young – Arkansas, G, 6-3, 180, Soph., St. Louis, Mo.  
 Kenny Boynton – Florida, G, 6-2, 190, Sr., Pompano Beach, Fla.  
 Nerlens Noel – Kentucky, F, 6-10, 228, Fr., Everett, Mass.  
 Phil Pressey – Missouri, G, 5-11, 175, Jr., Dallas, Texas  
 Jarnell Stokes – Tennessee, F, 6-8, 270, Soph., Memphis, Tenn.

**SECOND TEAM ALL-SEC**

Marshawn Powell – Arkansas, F, 6-7, 240, Jr., Newport News, Va.  
 Patric Young – Florida, G, 6-9, 249, Jr., Jacksonville, Fla.  
 Kentavious Caldwell-Pope – Georgia, G, 6-5, 205, Soph., Greenville, Ga.  
 Alex Poythress – Kentucky, F, 6-7, 239, Fr., Clarksville, Tenn.  
 Michael Dixon, Jr. – Missouri, G, 6-1, 190, Sr., Kansas City, Mo.  
 Jeronne Maymon – Tennessee, F, 6-7, 260, Sr., Madison, Wis.

**SEC Player of the Year:** Phil Pressey, Missouri

**COACHES VOTE**

**FIRST TEAM ALL-SEC**

Trevor Releford, Alabama  
 BJ Young, Arkansas  
 Kenny Boynton, Florida  
 Patric Young, Florida  
 Kentavious Caldwell-Pope, Georgia  
 Nerlens Noel, Kentucky  
 Phil Pressey, Missouri  
 Jeronne Maymon, Tennessee

**SECOND TEAM ALL-SEC**

Marshawn Powell, Arkansas  
 Alex Poythress, Kentucky  
 Johnny O'Bryant III, LSU  
 Reginald Buckner, Ole Miss  
 Murphy Holloway, Ole Miss  
 Trae Golden, Tennessee  
 Jarnell Stokes, Tennessee  
 Elston Turner, Texas A&M

**SEC STANDINGS**

**2012-13 SEC STANDINGS (1/7/13)**

	SEC	Pct.	All	Pct.
Missouri	0-0	.000	11-2	.846
Ole Miss	0-0	.000	11-2	.846
Florida	0-0	.000	10-2	.833
LSU	0-0	.000	9-2	.818
South Carolina	0-0	.000	10-3	.769
Texas A&M	0-0	.000	10-3	.769
Kentucky	0-0	.000	9-4	.692
Arkansas	0-0	.000	9-4	.692
Tennessee	0-0	.000	8-4	.667
Alabama	0-0	.000	8-5	.615
<b>Vanderbilt</b>	<b>0-0</b>	<b>.000</b>	<b>6-6</b>	<b>.500</b>
Auburn	0-0	.000	6-7	.462
Georgia	0-0	.000	6-7	.462
Mississippi St.	0-0	.000	5-7	.417

**SEC STATS**

**VU TEAM SEC RANKINGS (1/7/13)**

Category	.....	<b>All</b>
Scoring	.....	14th (59.7)
Scoring Defense	.....	5th (59.5)
Scoring Margin	.....	13th (+0.2)
FT%	.....	14th (.579)
FG%	.....	11th (.420)
FG% Defense	.....	12th (.412)
3FG%	.....	5th (.355)
3FG% Defense	.....	5th (.314)
3FG Made	.....	3rd (7.4)
Rebound Margin	.....	14th (-2.3)
Blocks	.....	13th (3.5)
Assists	.....	12th (10.9)
Steals	.....	10th (6.4)
Turnover Margin	.....	9th (+0.4)
Assist/TO Ratio	.....	10th (0.8)

**VU INDIVIDUAL SEC RANKINGS (1/7/13)**

<b>Kedren Johnson</b>	.....	<b>Total</b>
Scoring	.....	6th (16.6)
FG%	.....	8th (.471)
3FG%	.....	4th (.391)
3FG Made	.....	7th (2.3)
Minutes Played	.....	3rd (33.5)
<b>Kevin Bright</b>	.....	<b>Total</b>
Def. Rebounds	.....	4th (5.4)
<b>Kyle Fuller</b>	.....	<b>Total</b>
Minutes Played	.....	2nd (33.8)

Game 1 • Nov. 10, 2012

Nicholls State ..... 65  
at Vanderbilt ..... 80  
Nashville, Tenn. (Memorial Gym)

Nicholls State 65 - 0-1

#	Player	Total			3-Pr			Rebounds			PF	TP	A	TO	Bk	Stl	Min
		FG	FGA	FT	FTA	FG	FGA	FT	FTA	Off							
00	Prest, Lashlan	f	2-6	2-6	0-0	0-0	2	6	2	0	1	0	26				
01	McBeath, Sam	f	5-16	1-7	4-5	0	4	1	15	3	2	1	29				
02	Hunter, Fred	g	8-14	1-2	2-3	4	6	10	1	21	2	3	0	28			
11	Rillieux, Shane	g	3-7	1-1	0-0	0	2	2	2	7	1	1	0	27			
24	Carpenter, T.J.	g	4-7	1-3	2-3	0	3	3	11	2	2	0	28				
34	Smith, Jeremy	g	1-4	0-1	0-0	0	2	4	2	0	2	0	14				
10	Macci, Pedro	g	0-1	0-1	0-0	0	3	1	0	0	1	0	19				
13	Julien, Travis	g	0-1	0-0	0	1	1	2	0	1	1	0	10				
24	Balley, Sterling	g	1-1	1-1	0-0	0	0	1	3	0	0	0	11				
30	Smith-Hyde, Linden	g	0-0	0-0	0-0	0	0	1	0	0	0	0	8				
Team		25-58		7-21		8-11		7		23		10		65		11 12 3 2	
Totals		25-58		7-21		8-11		7		23		10		65		11 12 3 2	

FG % 1st Half:	30.3	31.0%	2nd half:	16.29	55.2%	Game:	25-58	43.1%	Deatball	
3FG % 1st Half:	1.0	19.0%	2nd half:	6.11	84.5%	Game:	7-21	33.3%	Rebounds	2
FT % 1st Half:	3.4	75.0%	2nd half:	5.7	71.4%	Game:	12-18	66.7%		

Vanderbilt 80 - 1-0

#	Player	Total			3-Pr			Rebounds			PF	TP	A	TO	Bk	Stl	Min
		FG	FGA	FT	FTA	FG	FGA	FT	FTA	Off							
00	ODOM, Rod	f	3-5	1-3	0-0	0	7	1	7	1	3	1	33				
04	MOATS, Shelby	f	3-7	2-5	0-0	1	2	1	8	1	0	0	30				
02	JOHNSON, Kedren	g	3-7	5-9	0-0	1	1	2	1	1	1	1	38				
11	FULLER, Kyle	g	6-13	2-5	1-3	0	3	3	15	6	1	0	36				
15	BRIGHT, Kevin	g	5-8	3-3	2-2	1	7	8	4	15	1	3	24				
21	JETER, Sheldon	g	1-6	1-3	0-0	1	2	3	1	1	0	2	17				
35	SIKAM, James	g	1-1	0-0	2-2	0	1	4	4	1	0	0	9				
40	HENDERSON, Josh	g	1-3	0-0	1-2	0	2	0	3	0	0	0	13				
Team		28-57		12-26		12-18		6		27		35		14		10 7 2 4	
Totals		28-57		12-26		12-18		6		27		35		14		10 7 2 4	

FG % 1st Half:	10.30	33.3%	2nd half:	18.27	66.7%	Game:	28-57	49.1%	Deatball	
3FG % 1st Half:	4.15	26.7%	2nd half:	8.11	72.7%	Game:	12-26	46.2%	Rebounds	4
FT % 1st Half:	4.7	97.7%	2nd half:	8.11	72.7%	Game:	12-18	66.7%		

Points	NI	OR	2nd	Fast	Bench
Nicholls State	22	43	65	10	5
Vanderbilt	26	52	80	10	7

Officials: Antonio Petty, Ed Corbett, Karl Hess  
Technical fouls: Nicholls State-None, Vanderbilt-None.  
Attendance: 765

NASHVILLE - Vanderbilt rolled to an 80-65 win over Nicholls State at Memorial Gym in the Commodores 2012-13 season-opener.

Vanderbilt has now won six-straight season-opener, dating back to the 2006-07 season. The Commodores (1-0 overall) are now 3-0 all-time versus Nicholls State (0-1 overall).

Behind a career day from Kedren Johnson, the Commodores took complete control of the game at the start of the second half. Johnson set new career-highs in points (25), rebounds (6) and assists (6). The Lewisburg, Tenn., native was an efficient 8-of-14 from the field, including 3-of-7 from three-point range.

The Commodores came out of the locker room after half with a quick 6-0 run to extend their lead to 11 (34-23). From there, Vanderbilt continued its hot shooting as the Commodores would score 21 points in the first four and a half minutes of the second half.

Kevin Bright and Kyle Fuller each scored 15 points for the Commodores, while Bright led the team with eight rebounds in his collegiate debut. Fuller's 15 points were a new career-high, while he tied for the team-lead in assists with six, which also set a new career-high.

The Commodores shot 49 percent from the field for the game, including 66 percent from the field in the second half. Vanderbilt shot 72 percent (8-of-11) from beyond the arc in the second half and 46 percent (12-of-26) for the game.

Fred Hunter led Nicholls State with 20 points and 10 rebounds, while Sam McBeath and T.J. Carpenter added 15 and 11 points, respectively.

Vanderbilt led by six points at the half, 28-22, behind 10 points from Johnson. Johnson (4-of-10 from the field) was the lone Commodore in double-figures in the first half.

Bright led all rebounders with seven boards in the first half. Johnson and Rod Odom each had four boards, apiece.

Both teams struggled from the field in the first half, as Vanderbilt shot 33 percent and Nicholls State shot just 31 percent. Vanderbilt held a slight rebounding advantage after one half, 21-19.

Fred Hunter led all scorers with 11 points for Nicholls State, while also adding a team-high five rebounds.

Game 2 • Nov. 16, 2012

Vanderbilt ..... 48  
at Oregon ..... 74  
Eugene, Ore. (Matthew Knight Arena)

Vanderbilt 48 - 1-1

#	Player	Total			3-Pr			Rebounds			PF	TP	A	TO	Bk	Stl	Min
		FG	FGA	FT	FTA	FG	FGA	FT	FTA	Off							
00	ODOM, Rod	f	3-13	1-6	2-2	2	1	3	4	9	1	4	0	24			
04	MOATS, Shelby	f	0-2	0-2	0-0	0	2	2	5	0	1	0	0	22			
02	JOHNSON, Kedren	g	5-15	2-8	2-4	0	4	4	2	14	3	5	0	38			
11	FULLER, Kyle	g	6-9	0-1	5-6	0	1	1	0	17	1	6	0	37			
15	BRIGHT, Kevin	g	2-4	1-2	0-2	2	6	8	1	5	1	1	0	28			
14	JOSEPH, Carter	g	0-0	0-0	0-0	0	0	0	0	0	0	0	0	1			
20	ASTROTH, A.J.	g	0-2	0-1	0-0	0	0	0	0	0	0	0	0	3			
21	JETER, Sheldon	g	0-1	0-1	0-0	0	5	5	1	0	0	0	0	13			
35	SIKAM, James	g	0-1	0-0	0-2	0	0	0	0	0	0	0	0	13			
40	HENDERSON, Josh	g	0-0	0-0	3-4	3	2	5	4	3	2	2	0	21			
Team		16-47		4-21		12-30		8		21		29		19		48 9 18 0 4	
Totals		16-47		4-21		12-30		8		21		29		19		48 9 18 0 4	

FG % 1st Half:	6.22	27.3%	2nd half:	10.25	40.0%	Game:	16-47	34.0%	Deatball	
3FG % 1st Half:	2.9	22.2%	2nd half:	2.12	16.7%	Game:	4-21	19.0%	Rebounds	4
FT % 1st Half:	6.8	75.0%	2nd half:	6.12	50.0%	Game:	12-30	60.0%		

Oregon 74 - 3-0

#	Player	Total			3-Pr			Rebounds			PF	TP	A	TO	Bk	Stl	Min
		FG	FGA	FT	FTA	FG	FGA	FT	FTA	Off							
25	Singler, E.J.	f	5-13	3-9	9-11	1	4	5	3	22	6	0	2	26			
05	Woods, Tony	g	3-5	0-0	4-5	0	1	1	3	10	1	3	19				
01	Atis, Dominic	g	2-5	0-2	0-0	0	3	3	4	3	1	0	3	23			
10	Lloyd, Johnathan	g	1-3	1-2	0-0	1	2	3	3	3	3	0	1	20			
21	Dotson, Damyean	g	4-9	2-6	0-0	0	4	4	0	10	1	0	1	25			
04	Lucente, Nicholas	g	0-0	0-0	0-0	0	0	0	0	0	0	0	0	1			
05	Richardson, Fred	g	1-2	0-1	1-1	1	2	0	0	3	0	0	0	3			
12	Baker, Coleton	g	0-0	0-0	0-0	0	0	0	0	1	0	0	0	2			
14	Kazemi, Arsalan	g	1-2	0-0	1-2	2	5	7	2	5	1	1	0	21			
20	Austin, Waverly	g	3-8	0-0	0-0	2	4	6	0	1	0	1	0	18			
24	Moore, Willie	g	1-2	0-1	0-0	1	2	2	2	2	0	0	0	5			
32	Carter, Ben	g	0-1	0-0	0-0	0	2	2	1	0	2	0	0	9			
33	Emory, Carlos	g	3-5	0-1	3-3	0	1	1	1	9	1	0	1	25			
40	Kuemper, Austin	g	0-0	0-0	0-0	0	1	1	0	0	0	0	0	3			
Team		25-55		6-22		18-22		8		27		35		23		74 16 13 2 9	
Totals		25-55		6-22		18-22		8		27		35		23		74 16 13 2 9	

FG % 1st Half:	16.32	50.0%	2nd half:	6.23	39.1%	Game:	25-55	45.5%	Deatball	
3FG % 1st Half:	5.13	38.5%	2nd half:	1.9	11.1%	Game:	6-22	27.3%	Rebounds	4
FT % 1st Half:	4.4	66.7%	2nd half:	14.16	67.6%	Game:	18-22	81.8%		

Points	NI	OR	2nd	Fast	Bench
Vanderbilt	20	28	48	10	5
Oregon	41	33	74	14	25

Officials: Michael Greenstein, Frank Harvey III, Justin Van Doyne  
Technical fouls: Vanderbilt-TEAM 2, Oregon-None.  
Attendance: 9137

EUGENE, Ore. - E.J. Singler scored 22 points and Oregon dominated Vanderbilt in a 74-48 victory.

Freshman guard Damyean Dotson had his third double-digit scoring game for the Ducks (3-0) with 10 points, and Tony Woods had 10 as well.

Kyle Fuller scored 17 points to pace the Commodores (1-1), who lost coach Kevin Stallings to an ejection with 15:57 to play after he was whistled for a pair of technical fouls. Kedren Johnson added 14 points for Vanderbilt.

Oregon led 41-20 at halftime, and the Commodores never got closer than 14 points in the second half.

The Ducks held a 17-14 lead midway through the first half before exploding for 24 points in the final 9:25, starting with an 11-0 run that included two 3-pointers by Dotson and a 3-pointer and jumper from Singler to make it 28-14 with 7:38 before halftime.

Fuller ended Vanderbilt's scoreless stretch with a layup with 6:41 to play in the half, but the Commodores didn't make another field goal the rest of the half, missing on their next six attempts.

Oregon shot 50 percent from the field in the first half and scored 16 points off 11 turnovers by the Commodores, who shot just 27 percent, was finally cleared to play Thursday.

Overall, the Ducks outshot the Commodores 46 percent to 34 percent. Vanderbilt, which made 12 3-pointers in its season opener against Nicholls State, was just 4 of 21 from long range against Oregon.

Game 3 • Nov. 22, 2012

Vanderbilt ..... 62  
vs. Davidson ..... 75  
Orlando, Fla. (Old Spice Classic)

Vanderbilt 62 - 1-2

#	Player	Total			3-Pr			Rebounds			PF	TP	A	TO	Bk	Stl	Min
		FG	FGA	FT	FTA	FG	FGA	FT	FTA	Off							
00	ODOM, Rod	f	1-7	0-5	4-6	1	3	4	0	6	1	1	0	31			
04	MOATS, Shelby	f	0-2	0-2	0-0	0	2	2	3	0	1	0					



Game 4 • Nov. 23, 2012

Vanderbilt..... 33
vs. Marist..... 50
Orlando, Fla. (Old Spice Classic)

MARIST 50 - 2-3

Table with columns: #, Player, Total, 3-Pr, Rebounds, FT, FT-A, PF, TP, A, TO, Bk, St, Min. Includes player stats for Lewis, Chavaughn, Kemp, Adam, Price, Devin, Morton, Isaiah, Bowie, Jay, Thomas, Manny, Curry, T.J., Lawrence, Phillip, Truop, Eric, and Team.

FG % 1st Half: 19.27 37.0% 2nd half: 9.22 36.4% Game: 18.49 36.7%
3FG % 1st Half: 5-13 38.5% 2nd half: 4-10 40.0% Game: 9-23 39.1%
FT % 1st Half: 2-3 66.7% 2nd half: 3-10 30.0% Game: 5-13 38.9%

Rebounds: 2
Deadball Rebounds: 2

Attendance: 2927
Old Spice Classic Game Six

Score by periods table with columns: 1st, 2nd, Total. Shows scores for Vanderbilt (27, 23, 50) and Marist (14, 19, 33).

Points table with columns: Points, Rebound, Turnover, Steal, Block, Bench. Shows stats for Marist and Vanderbilt.

Last FG - Villanova 2nd-01:10, Villanova 0:05.
Largest lead - Marist by 26 pts (15:21, 10:00).

Game 5 • Nov. 25, 2012

UTEP..... 49
vs. Vanderbilt..... 73
Orlando, Fla. (Old Spice Classic)

Vanderbilt 73 - 2-3

Table with columns: #, Player, Total, 3-Pr, Rebounds, FT, FT-A, PF, TP, A, TO, Bk, St, Min. Includes player stats for Odom, Rod, HENDERSON, Josh, FULLER, Kyle, BRIGHT, Kevin, GONDELMAN, Alex, WATKINS, Nathan, JOSEPHS, Carter, JETER, Sheldon, MOATS, Shelby, SIAMAK, James, and Team.

FG % 1st Half: 12.53 52.2% 2nd half: 15.00 80.0% Game: 25.49 61.0%
3FG % 1st Half: 4-8 50.0% 2nd half: 5-11 45.5% Game: 9-19 47.4%
FT % 1st Half: 5-8 62.5% 2nd half: 9-11 81.8% Game: 14-19 73.7%

Rebounds: 19
Deadball Rebounds: 3

Attendance: 1080
Old Spice Classic Game 10

Score by periods table with columns: 1st, 2nd, Total. Shows scores for UTEP (17, 32, 49) and Vanderbilt (33, 40, 73).

Points table with columns: Points, Rebound, Turnover, Steal, Block, Bench. Shows stats for UTEP and Vanderbilt.

Last FG - Villanova 2nd-05:30, UTEP 2nd-01:02.
Largest lead - Villanova by 24 pts (04:43), UTEP by 6 (16:57, 15:50).

Game 6 • Dec. 1, 2012

Villanova..... 62
at Vanderbilt..... 52
Nashville, Tenn. (Memorial Gym)

Villanova 62 - 4-3

Table with columns: #, Player, Total, 3-Pr, Rebounds, FT, FT-A, PF, TP, A, TO, Bk, St, Min. Includes player stats for YAROU, Mouphtaou, SUTTON, Maurice, HILLIARD, Darrin, ARDODIADON, Ryan, BELL, James, CHENNAULT, Tony, PINKSTON, JayVaughn, OCHEFU, Daniel, YACOBOW, Achraf, and Team.

FG % 1st Half: 12.29 41.4% 2nd half: 7.17 41.2% Game: 19.46 41.3%
3FG % 1st Half: 5-12 41.7% 2nd half: 1-3 33.3% Game: 6-15 40.0%
FT % 1st Half: 2-4 50.0% 2nd half: 16-21 76.2% Game: 18-25 72.0%

Rebounds: 19
Deadball Rebounds: 1

Attendance: 8565
SEC Big East Challenge

Score by periods table with columns: 1st, 2nd, Total. Shows scores for Villanova (31, 31, 62) and Vanderbilt (26, 26, 52).

Points table with columns: Points, Rebound, Turnover, Steal, Block, Bench. Shows stats for Villanova and Vanderbilt.

Last FG - Villanova 2nd-08:37, Villanova 2nd-01:11.
Largest lead - Villanova by 10 pts (01:02, Villanova by 5 (16:11, Villanova by 12 (8:04, Villanova by 12 (8:04, Villanova by 12 (8:04).

ORLANDO - Devin Price and Isaiah Morton scored 13 points each and Marist beat Vanderbilt 50-33 in a consolation round game at the Old Spice Classic.

Jay Bowie added four points and 12 rebounds for Marist (2-3).

Vanderbilt (1-3) got eight points from James Siakam. The Commodores shot just 23.0 percent (14 of 61) and finished with their lowest point total since a 33-31 loss to Mississippi State on Jan. 30, 1982.

Both teams lost in Thursday's opening round. Marist lost 87-44 to West Virginia, while Davidson beat Vanderbilt 75-62.

Price hit a 3 and Chavaughn Lewis scored on a fast-break slam during an 11-0 run to start the second half that gave Marist a 38-14 lead with 15 minutes left.

Vanderbilt didn't get its first point in the second half until Siakam's free throw with 13:54 remaining. After missing their initial eight shots, Kedren Johnson's layup 1 minute, 34 seconds later was the Commodores' first second-half basket.

Johnson, who had career-high 28 points Thursday, scored four Friday.

Rod Odom's basket got Vanderbilt within 47-30 with two minutes remaining.

Price made a 3-pointer to put Marist ahead 27-9 three minutes before intermission.

Morton hit a 3 and Lewis had a three-point play as Marist went up 8-0 with 15:21 left in the first half. T.J. Curry's long-range jumper extended the Red Foxes' advantage to 13-3 three minutes later.

Vanderbilt missed its first 10 shots. Sheldon Jeter got the Commodores' first basket, a 3-pointer six minutes into the game.

Vanderbilt, looking to replace its top six scorers from last season, made just 6 of 30 shots (20 percent) during the opening half.

ORLANDO - Kedren Johnson scored 17 points and Rod Odom added 16 as Vanderbilt beat Texas El-Paso 73-49 in the consolation round at the Old Spice Classic.

Kyle Fuller added 14 points for Vanderbilt (2-3). The Commodores, looking to replace their top six scorers from last season's 25-win team, entered averaging 55.8 points a game.

John Bohannon had 11 points for the Miners (1-4), who have lost four in a row. The streak matches their longest skid under coach Tim Floyd.

Both teams lost their previous two games at the classic.

Vanderbilt was coming off a 50-33 loss Friday to Marist. The Commodores were also defeated 75-62 by Davidson. UTEP's losses came against Clemson (69-48) and Oklahoma (68-61).

Johnson's 3-pointer made it 57-36 with 7:30 to play. The guard, who had a career-high 28 points in Thursday's loss to Davidson, was held to four points one day later by Marist.

Vanderbilt opened the second half with a 9-2 run to grab a 42-19 lead. Shelby Moats had a 3 during the stretch.

UTEP narrowed the gap to 49-34 midway through the second on C.J. Cooper's basket.

Odom had eight points in helping Vanderbilt go ahead 33-17 at halftime.

Kevin Bright had two 3-pointers, and Odom and Fuller also hit long-range jumpers during a 19-0 stretch as Vanderbilt took a 28-12 advantage 14 minutes into the game.

UTEP went scoreless for more than eight minutes before Cedrick Lang's basket cut the deficit to 28-14 four minutes before intermission.

Lang finished with 10 points.

Bohannon's 3-point play gave UTEP an early 7-1 lead. Odom made a jumper to conclude an 8-0 run for Vanderbilt that put the Commodores up 9-7.

NASHVILLE - Mouphtaou Yarou scored 16 points to lead Villanova to a 62-52 victory over Vanderbilt.

Yarou made 10 of 12 free throws and JayVaughn Pinkston added 13 off the bench as the Wildcats (4-3) snapped a three-game losing streak.

The Wildcats led by eight early in the second half, but the Commodores pulled to within 46-44 with 7:18 left. Vanderbilt (2-4) made just two baskets the rest of the way and shot just 36.4 percent (8 of 22) after halftime. The Commodores are off to their worst start since 1988.

Villanova also blitzed the Commodores on the boards, outrebounding them 34-28. Vanderbilt finished with just four offensive rebounds - all coming in the first half.

Rod Odom led the Commodores with 14 points. Kedren Johnson added 12. Freshman Kevin Bright notched his first career double-double with 12 points and a career-high 12 rebounds.

The teams had met just once before. Villanova defeated Vanderbilt 80-73 for the 1994 NIT championship.

The Commodores stayed in front for much of the first half, grabbing a five-point lead twice. Their last came with 12:52 left on a Shelby Moats layup for a 14-9 lead. The Commodores went nearly five minutes without a basket, allowing Villanova to jump in front. Daniel Ochefu's two free throws with 3:21 left pushed the Wildcats in front for good and sparked an 8-3 run.

After missing his first four 3-pointers, Ryan Arcidiacono sunk a 25-footer for a 31-26 lead at halftime. Villanova pushed the lead to eight early in the second half as Vanderbilt went nearly five minutes without a basket.

The Commodores missed six of their first seven shots before Sheldon Jeter's 3-pointer with 11:49 to go cut the deficit to 39-34.

Vanderbilt chucked up 26 3-pointers, making just nine, but the perimeter shooting allowed the Commodores to stick around. A 3-pointer by Johnson, followed by two free throws from Shelby Moats cut the deficit to 46-44 with more than seven minutes remaining.

Game 7 • Dec. 6, 2012

Vanderbilt..... 66  
at Xavier (OT)..... 64  
Cincinnati, Ohio (Cintas Center)

Vanderbilt 66 - 3-4

#	Player	Total		3-Pr		Rebounds		PF	TP	A	TO	Bk	Stl	Min	
		FG	FGA	FG	FGA	Off	Def								
00	ODOM, Rod	2-5	2-4	1-4	2	0	2	5	7	0	4	0	0	31	
40	HENDERSON, Josh	0-1	0-0	0-0	1	0	1	1	0	2	1	1	0	20	
20	JOHNSON, Kedren	8-16	2-6	1-3	2	2	4	1	10	3	3	2	4	41	
11	FULLER, Kyle	8-16	2-7	7-10	0	4	4	1	25	5	2	1	3	40	
15	BRIGHT, Kevin	3-6	2-5	3-4	2	8	10	2	11	0	1	0	0	42	
24	JETER, Shelton	0-1	0-1	0-0	0	1	1	2	0	0	0	1	0	12	
24	MOATS, Shelby	1-4	1-4	0-2	2	3	5	4	3	1	1	0	1	25	
35	SIKAM, James	0-0	0-0	1-2	1	1	2	3	0	1	0	0	0	14	
Totals		22-49	9-27	13-25	11	20	31	19	66	11	13	5	8	225	
FG % 1st Half: 10-23		43.5%		2nd half: 8-20		40.0%		OT: 4-6		66.7%		Game: 22-49		44.9%	
3FG % 1st Half: 4-14		28.6%		2nd half: 0-0		0.0%		OT: 1-3		33.3%		Game: 9-27		33.3%	
FT % 1st Half: 3-6		50.0%		2nd half: 7-12		58.3%		OT: 3-8		37.5%		Game: 13-25		52.0%	

Xavier 64 - 6-2

#	Player	Total		3-Pr		Rebounds		PF	TP	A	TO	Bk	Stl	Min	
		FG	FGA	FG	FGA	Off	Def								
04	TAYLOR, Travis	6-9	0-0	3-4	2	2	4	15	0	1	0	1	0	31	
20	MARTIN, Justin	5-7	1-3	2-3	2	3	5	4	13	1	0	1	0	40	
31	PHILOMRE, Isaiah	4-9	0-1	3-4	6	4	10	2	11	2	2	0	1	38	
00	CHRISTON, Semaj	6-13	0-2	0-2	0	1	1	5	12	5	3	0	2	39	
11	DAVIS, Dee	2-7	0-0	0-0	2	3	6	3	3	2	4	1	1	37	
12	REDFORD, Brad	2-7	2-6	0-0	0	0	0	1	6	1	1	0	0	16	
21	ROBINSON, Jeff	0-1	0-1	1-2	2	3	5	2	1	0	0	0	0	14	
22	AMOS, Landon	0-0	0-0	0-0	0	0	0	1	0	0	0	0	0	3	
35	STENGER, Erik	0-0	0-0	0-1	1	2	0	0	1	0	0	0	0	7	
Totals		25-55	5-20	9-17	13	20	33	22	64	14	11	0	7	225	
FG % 1st Half: 14-26		53.8%		2nd half: 9-23		39.1%		OT: 3-6		50.0%		Game: 25-55		45.5%	
3FG % 1st Half: 4-13		30.8%		2nd half: 0-4		0.0%		OT: 1-3		33.3%		Game: 5-20		25.0%	
FT % 1st Half: 4-14		28.6%		2nd half: 3-6		50.0%		OT: 5-7		71.4%		Game: 9-17		52.9%	

Officials: Jamie Luckie, Pat Adams, Roger Ayres

Technical fouls: Vanderbilt:None; Xavier:None

Attendance: 10011

Score by periods	1st		2nd		OT		Total
	1st	2nd	1st	2nd	1st	2nd	
Vanderbilt	27	39	12	12	6	6	66
Xavier	33	31	10	10	6	4	64

Last FG - VU: 01:10.10, XU: 01:06.36  
Largest lead - VU: 4 by 0:11.10, XU by 13:20-17:08.

Points	In	Off	2nd	Fast	Bench
VU	22	16	6	12	4
XU	34	15	15	9	7

Score tied - 0 times  
Lead changed - 7 times

Game 8 • Dec. 15, 2012

Alabama A&M..... 46  
at Vanderbilt..... 71  
Nashville, Tenn. (Memorial Gym)

Alabama A&M 46 - 2-6

#	Player	Total		3-Pr		Rebounds		PF	TP	A	TO	Bk	Stl	Min	
		FG	FGA	FG	FGA	Off	Def								
00	BANKS, Justin	0-1	0-0	0-1	0	2	2	3	0	0	2	0	0	20	
30	TAB, Demarquette	4-8	0-0	2-4	3	4	7	4	10	1	3	0	2	32	
10	CRUTCHER, Jeremy	2-10	0-4	5-6	0	2	2	4	9	2	2	0	0	38	
12	HILL, Green	2-7	0-1	1-2	1	0	1	1	5	1	3	1	0	29	
20	ELLIS, Brandon	4-7	2-3	0-0	3	1	4	1	10	1	1	0	0	31	
01	LONG, Jose	1-3	0-2	0-0	1	5	6	0	2	1	1	0	0	15	
22	DAVIS, Tyler	1-3	1-0	0-0	1	1	1	3	0	1	0	0	0	18	
35	HOUSTON, Byron	0-0	0-0	0-0	0	0	0	0	0	0	0	0	0	4	
38	WEIST, Nicholas	1-7	1-4	4-4	2	1	2	1	7	1	0	0	1	13	
Totals		15-46	4-17	12-17	11	18	29	15	46	7	13	0	4	200	
FG % 1st Half: 9-25		36.0%		2nd half: 6-21		28.6%		Game: 15-46		32.6%		Deaball		Rebounds	
3FG % 1st Half: 2-9		22.2%		2nd half: 2-8		25.0%		Game: 4-17		23.5%		Deaball		Rebounds	
FT % 1st Half: 7-12		100.0%		2nd half: 10-15		66.7%		Game: 12-17		70.6%		Deaball		Rebounds	

Vanderbilt 71 - 4-4

#	Player	Total		3-Pr		Rebounds		PF	TP	A	TO	Bk	Stl	Min	
		FG	FGA	FG	FGA	Off	Def								
00	ODOM, Rod	6-11	4-6	1-3	2	0	2	1	17	2	1	1	2	30	
40	HENDERSON, Josh	6-7	0-0	1-3	3	1	4	3	13	2	3	0	2	24	
00	JOHNSON, Kedren	5-12	3-6	6-8	0	4	4	3	19	3	1	0	2	33	
11	FULLER, Kyle	9-10	1-5	0-0	1	1	2	2	7	3	0	0	1	30	
15	BRIGHT, Kevin	2-4	1-2	0-0	2	6	8	1	5	3	1	0	0	31	
05	GENDIEMAN, Alex	0-1	0-1	0-0	0	0	0	0	0	0	0	0	0	2	
10	WATKINS, Nathan	0-0	0-0	0-0	0	1	1	0	0	2	0	0	0	1	
14	JOSEPHS, Carter	0-0	0-0	0-0	0	0	0	0	0	0	0	0	0	1	
20	ASTROTH, A.J.	1-1	0-0	0-0	0	1	1	0	2	1	0	0	0	7	
24	JETER, Shelton	2-2	1-1	0-1	2	4	6	3	5	1	1	1	0	16	
33	KEHRIS, Andre	0-0	0-0	0-0	0	1	1	0	0	0	0	0	0	1	
34	MOATS, Shelby	0-0	0-2	3-4	1	0	1	1	0	1	0	1	0	15	
35	SIKAM, James	1-1	0-0	1-2	0	2	2	3	1	0	0	0	0	9	
Totals		26-51	10-21	9-19	14	23	37	17	71	17	10	3	7	200	
FG % 1st Half: 12-29		41.4%		2nd half: 14-22		63.6%		Game: 26-51		51.0%		Deaball		Rebounds	
3FG % 1st Half: 6-13		46.2%		2nd half: 4-8		50.0%		Game: 10-21		47.6%		Deaball		Rebounds	
FT % 1st Half: 1-4		25.0%		2nd half: 8-15		53.3%		Game: 9-18		47.4%		Deaball		Rebounds	

Officials: Doug Shows, Rick Hartzell, Don Daily

Technical fouls: Alabama A&M:None; Vanderbilt:None

Attendance: 9890

Score by periods	1st		2nd		Total
	1st	2nd	1st	2nd	
Alabama A&M	22	24	46	46	46
Vanderbilt	31	40	71	71	71

Last FG - AAU: 2nd-05:33, VU 2nd-01:24  
Largest lead - AAU:None; VU by 29:09-03:18.

Points	In	Off	2nd	Fast	Bench
AAU	19	3	11	2	2
VU	26	16	17	6	10

Score tied - 0 times  
Lead changed - 0 times

Game 9 • Dec. 17, 2012

Cornell..... 55  
at Vanderbilt..... 66  
Nashville, Tenn. (Memorial Gym)

Cornell 55 - 4-6

#	Player	Total		3-Pr		Rebounds		PF	TP	A	TO	Bk	Stl	Min	
		FG	FGA	FG	FGA	Off	Def								
32	MILLER, Shonn	4-10	0-3	5-5	3	12	15	3	13	1	0	2	1	36	
34	FIGUINI, Josh	1-3	1-2	0-0	1	0	1	1	3	1	1	0	0	14	
10	CRISLER, Nolan	1-6	0-3	0-0	1	1	2	1	2	0	0	0	1	17	
22	ASAFU-ADJEL, Miles	0-1	0-0	1-4	0	2	2	1	3	1	0	0	0	20	
23	GRAY, Johnathan	3-9	1-6	0-0	0	0	2	7	0	0	0	0	0	22	
01	CANZLER, Gabe	1-7	0-0	1-2	1	2	0	3	0	2	0	1	1	14	
12	SCSELF, Dominick	2-6	2-6	0-0	0	0	0	1	6	1	0	0	0	16	
13	PECK, Erick	0-6	0-4	2-2	0	3	3	1	2	0	0	0	0	18	
24	CHERRY, Devin	1-7	0-3	3-4	2	1	3	1	5	3	1	1	0	16	
33	TARWATER, Dwight	1-1	1-1	0-0	0	0	0	3	0	0	0	0	0	7	
55	CHERMERINSKI, Eitan	4-4	0-0	2-2	2	0	2	5	10	3	2	0	2	20	
Totals		18-60	5-28	14-19	13	23	36	17	55	9	9	5	4	200	
FG % 1st Half: 8-30		26.7%		2nd half: 10-30		33.3%		Game: 18-60		30.0%		Deaball		Rebounds	
3FG % 1st Half: 2-15		13.3%		2nd half: 3-13		23.1%		Game: 5-28		17.9%		Deaball		Rebounds	
FT % 1st Half: 6-9		66.7%		2nd half: 8-10		80.0%		Game: 14-19		73.7%		Deaball		Rebounds	

Vanderbilt 66 - 5-4

#	Player	Total		3-Pr	
---	--------	-------	--	------	--



Game 10 • Dec. 21, 2012

Vanderbilt..... 52
vs. MTSU..... 56
Nashville, Tenn. (Bridgestone Arena)

Table with columns: Player, Total, 3-Pr, Rebounds, FT, FT%, FT/FTA, Off Def Tot, PF, TP, A TO Bk, St, Min. Includes player stats for ODOM, HENDERSON, JOHNSON, FULLER, BRIGHT, JETER, PARKER, MOATS, SIAKAM, and Team.

FG % 1st Half: 9.21 42.9% 2nd half: 9.21 42.9% Game: 18-42 42.9%
3FG % 1st Half: 3.8 37.5% 2nd half: 0.4 0.0% Game: 3-12 25.0%
FT % 1st Half: 10.13 75.9% 2nd half: 3.6 50.0% Game: 13-19 68.4%

Middle Tennessee 66 - 9 - 3
FG % 1st Half: 10.22 45.5% 2nd half: 11.26 43.3% Game: 21-48 43.8%
3FG % 1st Half: 3.4 50.0% 2nd half: 3.8 37.5% Game: 3-8 37.5%
FT % 1st Half: 8.10 80.0% 2nd half: 3.6 50.0% Game: 11-16 68.8%

Table with columns: Player, Total, 3-Pr, Rebounds, FT, FT%, FT/FTA, Off Def Tot, PF, TP, A TO Bk, St, Min. Includes player stats for Hunter, Sulton, Massey, Knight, Cintron, Gallman, Knight, Jones, Walker, Torres, Jones, Hammonds, Rozier, and Team.

FG % 1st Half: 10.22 45.5% 2nd half: 11.26 43.3% Game: 21-48 43.8%
3FG % 1st Half: 3.4 50.0% 2nd half: 3.8 37.5% Game: 3-8 37.5%
FT % 1st Half: 8.10 80.0% 2nd half: 3.6 50.0% Game: 11-16 68.8%

Score by periods table with columns: Period, 1st, 2nd, Total. Shows Vanderbilt leading 52-56.

Last FG - VU 2nd 01:56, MT 2nd 02:31.
Largest lead - VU 9:50-14:10, MT 7:16-14:34.

Game 11 • Dec. 29, 2012

Butler..... 68
at Vanderbilt ..... 49
Nashville, Tenn. (Memorial Gym)

Table with columns: Player, Total, 3-Pr, Rebounds, FT, FT%, FT/FTA, Off Def Tot, PF, TP, A TO Bk, St, Min. Includes player stats for JONES, MARSHALL, SMITH, BARLOW, CLARKE, SMEATHERS, MORGAN, FROMM, ALDRIDGE, KAMPEN, DUNHAM, KAMPEN, WOODS, STIGALL, and Team.

FG % 1st Half: 11.31 35.5% 2nd half: 15.58 48.0% Game: 24-51 40.0%
3FG % 1st Half: 2.12 16.7% 2nd half: 6.8 75.0% Game: 8-20 40.0%
FT % 1st Half: 1.3 33.3% 2nd half: 11.4 78.6% Game: 12-17 70.6%

Table with columns: Player, Total, 3-Pr, Rebounds, FT, FT%, FT/FTA, Off Def Tot, PF, TP, A TO Bk, St, Min. Includes player stats for ODOM, HENDERSON, JOHNSON, FULLER, BRIGHT, JETER, PARKER, MOATS, SIAKAM, and Team.

FG % 1st Half: 9.26 30.8% 2nd half: 9.25 36.0% Game: 17-51 33.3%
3FG % 1st Half: 3.8 37.5% 2nd half: 4.9 44.4% Game: 7-17 41.2%
FT % 1st Half: 3.8 37.5% 2nd half: 8.11 45.5% Game: 8-19 42.1%

Score by periods table with columns: Period, 1st, 2nd, Total. Shows Butler leading 68-49.

Last FG - BU 2nd 07:07, VU 2nd 00:18.
Largest lead - BU 2:06-03:04, VU by 5:10-15:39.

Game 12 • Jan. 2, 2013

William & Mary ..... 50
at Vanderbilt ..... 64
Nashville, Tenn. (Memorial Gym)

Table with columns: Player, Total, 3-Pr, Rebounds, FT, FT%, FT/FTA, Off Def Tot, PF, TP, A TO Bk, St, Min. Includes player stats for Rushoven, Gaillard, Thornton, Rum, Brink, Boalther, Pasloff, Holding, Tarpey, Sheldon, and Team.

FG % 1st Half: 7.21 33.3% 2nd half: 9.26 34.6% Game: 16-47 34.0%
3FG % 1st Half: 3-10 30.0% 2nd half: 2-8 25.0% Game: 5-18 27.8%
FT % 1st Half: 4-4 100.0% 2nd half: 9-12 75.0% Game: 13-16 81.3%

Table with columns: Player, Total, 3-Pr, Rebounds, FT, FT%, FT/FTA, Off Def Tot, PF, TP, A TO Bk, St, Min. Includes player stats for ODOM, Shelbey, JOHNSON, FULLER, BRIGHT, JETER, PARKER, MOATS, SIAKAM, and Team.

FG % 1st Half: 11.26 42.3% 2nd half: 13.27 48.1% Game: 24-53 45.3%
3FG % 1st Half: 2-11 18.2% 2nd half: 6-13 46.2% Game: 8-24 33.3%
FT % 1st Half: 2-3 66.7% 2nd half: 6-13 46.2% Game: 8-16 50.0%

Score by periods table with columns: Period, 1st, 2nd, Total. Shows Vanderbilt leading 64-50.

Last FG - W&M 2nd 01:45, VU 2nd 00:59.
Largest lead - W&M by 3:10-10:38, VU by 1:20-02:06.

NASHVILLE - Tweety Knight scored a go-ahead layup with 1:08 left to lift Middle Tennessee State to a 56-52 victory over Vanderbilt.

Bruce Massey scored 17 points to lead the Blue Raiders (9-3), who ended the game on a 16-3 run to get their first win against Vanderbilt since 1995.

After Knight's layup, Kerry Hammonds plucked a steal from Kedron Johnson and finished with a layup for a three-point cushion. Johnson missed a 3-pointer and Raymond Cintron's free throws with 7.5 seconds left sealed the win.

The Commodores (5-5) led 49-40 with 9:58 left but went scoreless for nearly the next six minutes.

Johnson scored 15 of his 25 points in the first half to lead Vanderbilt. He banked in his final basket with 1:56 left to give Vanderbilt a 52-51 lead before Knight responded.

Hammonds scored a season-high 11 points for Middle Tennessee, which had lost five straight against its in-state neighbors from 38 miles away.

The game had five ties and 10 lead changes. Vanderbilt, which had won three in a row, appeared in control early in the second half.

Johnson scored four straight points to end a 10-2 run as the Commodores feasted on 20 turnovers by Middle Tennessee. Johnson's jumper with less than 10 minutes to go catapulted Vanderbilt to its largest lead.

The Blue Raiders slowly charged back. After consecutive baskets by Massey, Shawn Jones and Knight each scored off offensive rebounds to cut the lead to 49-48 with 4:36 left.

A minute later, Cintron drove the lane to give the Blue Raiders their first lead since late in the first half. Johnson answered with a tough shot inside.

Knight missed his first layup but wrestled for the rebound with Vanderbilt center Josh Henderson to force a jump ball in favor of Middle Tennessee. The Blue Raiders pounced on the second-chance opportunity. Marcos Knight lofted a pass to his younger brother, who came open for an easy layup.

The Commodores had won 29 of 33 in the all-time series. The game was played downtown at Bridgestone Arena, marking the first neutral-site contest between the schools.

NASHVILLE - Butler coach Brad Stevens kept watching Rotnei Clarke as his senior guard missed his first six shots, something he really hadn't seen yet from the transfer playing just his 12th game for the Bulldogs.

Then Clarke found his stroke in hitting six 3-pointers and finished with 22 points, and the 18th-ranked Butler Bulldogs shook off a sluggish start and routed Vanderbilt 68-49 for their seventh straight victory.

The Bulldogs (10-2) missed their first seven 3-pointers and led only 25-22 at halftime before taking control of the game with a 14-3 run to open the second half.

Clarke, who missed his first six shots, had another memorable game in Memorial Gym. He scored 36 points in January 2011 playing for Arkansas, hitting 6 of 8 beyond the arc in that game.

This time around, the senior guard hit 6 of 9 from 3-point range, and he said he was excited about his return to Southeastern Conference country.

The Bulldogs had the game in control well enough that Stevens was able to pull his starters late. Kellen Dunham added 12 points.

Kyle Fuller led Vanderbilt (5-6) with 10 points. Kedron Johnson finished with nine, well below his average of 17.8 points and didn't score until nearly three minutes into the second half. Vanderbilt coach Kevin Stallings said Johnson hurt his right shooting shoulder Wednesday and that he wasn't sure his sophomore guard would play.

"He tried as hard as he could. I can't imagine his shoulder felt very good," Stallings said.

The Bulldogs hadn't played Vanderbilt since the 1929-30 season and picked a good time to visit with the Commodores trying to replace their top six scorers from the team that won the Southeastern Conference tournament last season. Vandy will visit Butler next season.

NASHVILLE - Freshman Sheldon Jeter scored a career-high 14 points off the bench to lead Vanderbilt to a 64-50 victory over William & Mary.

The Commodores (6-6) smothered William & Mary, which shot just 34 percent (16 of 47) from the field. Still, the Tribe (7-5) trailed by just seven with 7 minutes left. But Vanderbilt rattled off eight straight points, including consecutive 3-pointers from Kedron Johnson and Dai-Jon Parker to pull away.

Jeter was 6 of 7 from field and scored seven straight points twice.

Marcus Thornton paced William & Mary with 14 points. Tim Rusthoven added 11 and Matt Rum had 10, while Kyle Gaillard grabbed 10 rebounds.

Vanderbilt coach Kevin Stallings picked up his 182nd win at home to become the all-time wins leader at Memorial Gymnasium. Stallings, in his 14th season, passed Roy Skinner, who won 181 games in 16 years over two stints from 1959-76.

Vanderbilt led 26-21 at halftime but missed its first five shots out of the break.

The Tribe took advantage, tying the game at 31 with a layup by Sean Sheldon. They couldn't jump back in front, as Vanderbilt went on a 13-4 run. Jeter closed out the spurt with seven straight points. The Commodores had missed 13 straight 3-pointers until Jeter snapped the skid with 12:10 left -- though replays showed he was inside the line -- as he sank a shot in the corner as he was fouled.

He missed the free throw but kept attacking the basket. He tipped in a teammate's miss later and drove the baseline for a 44-35 lead with 10:33 left and sparked a timeout from Tribe coach Tony Shaver.

William & Mary, which entered shooting 48.6 percent, cut the lead to seven twice. Gaillard's jumper with 7:11 left pulled the Tribe within 48-41 but Vanderbilt made four straight 3-pointers to end the game.



# THE LAST TIME...

## VANDERBILT

### INDIVIDUALS

#### Scoring:

**Scored 25 points** – Kedren Johnson (25), vs. MTSU, 12/21/2012  
**Scored 30 points** – Jeffery Taylor (30), at Davidson, 12/7/2011  
**Scored 35 points** – Billy McCaffrey (35), vs. Georgia, 2/24/1993  
**Scored 40 points** – Shan Foster (42) vs. Mississippi State, 3/5/2008

#### Two Players Had 20 Points –

Jeffery Taylor (28) and John Jenkins (26) at Ole Miss, 2/16/2012

#### Three Players Had 20 Points –

Derrick Byars (28), Shan Foster (21) and Ross Neltner (20) vs. Toledo, 12/2/2006

#### Scored 20 Points in Two Straight Games –

John Jenkins at Ole Miss (26), 2/16/2012, at Georgia (28), 2/19/2012

#### Scored 20 Points in Three Straight Games –

John Jenkins at Ole Miss (26), 2/16/2012, at Georgia (28), 2/19/2012, vs. S. Carolina (21), 2/22/2012

#### Scored 20 Points in Four Straight Games –

John Jenkins vs. Monmouth (25), 11/25/11, vs. Xavier (20), 11/28/11, at Louisville (27), 12/2/2011, at Davidson (22), 12/7/2011

#### Scored 20 Points in Five Straight Games –

Shan Foster vs. Georgia (29), 2/23/2008; vs. Tennessee (32), 2/26/2008; at Arkansas (22), 3/1/2008; vs. Mississippi State (42), 3/5/2008; at Alabama (21), 3/8/2008

#### Scored 20 Points in Six Straight Games –

Shan Foster vs. Georgia (29), 2/23/2008; vs. Tennessee (32), 2/26/2008; at Arkansas (22), 3/1/2008; vs. Mississippi State (42), 3/5/2008; at Alabama (21), 3/8/2008; vs. Auburn (26), 3/13/2008

#### Five Players Scored in Double Figures –

John Jenkins (18), Jeffery Taylor (16), Brad Tinsley (16), Dai-Jon Parker (10), and Josh Henderson (10) vs. Monmouth, 11/25/11

#### Six Players Scored in Double Figures –

Jeffery Taylor (16), George Drake (14), Jermaine Beal (12), Festus Ezeli (11), Brad Tinsley (11), and A.J. Ogilvy (10) vs. Central Arkansas, 11/26/2008

#### Four Players with 15 or more points –

Jeffery Taylor (20), John Jenkins (17), Brad Tinsley (16), Lance Goulbourne (16), Festus Ezeli (15) at LSU, 2/26/2011

#### Double-Doubles:

**Double-Double** – Kevin Bright (11 points, 10 rebounds) at Xavier, 12/6/2012  
**20-10 game** – Jeffery Taylor (21 points, 11 rebounds) vs. LSU, 3/10/11  
**30-10 game** – A.J. Ogilvy (33 points, 10 rebounds) vs. Oregon, 11/11/2011  
**Back-to-back 20-10 games** – Matt Freije vs. South Carolina (26 points, 11 rebounds)

1/28/04; vs. Kentucky (20 points, 11 rebounds) 1/31/04

#### Double-Double in Points and Rebounds

– Kevin Bright (11 points, 10 rebounds) at Xavier, 12/6/12

#### Double-Double in Points and Assists

– Brad Tinsley (11 points, 10 assists) vs. Presbyterian, 11/12/2010

#### Double-Double in Points and Blocks

– Never

#### Double-Double in Points and Steals

– Never

#### Double-Double in Two Consecutive games

– Kevin Bright vs. Villanova (12 points, 12 rebounds) 12/1/2012, at Xavier (11 points, 10 rebounds) 12/6/2011

#### Double-Double in three consecutive games

– Dan Langhi vs. Notre Dame (33 points, 10 rebounds) 11/21/1998; vs. Morehead State (18 points, 10 rebounds) 11/24/1998; vs. Ohio State (14 points, 17 rebounds) 11/28/1998

#### Two players record double-double

– A.J. Ogilvy (12 points, 10 rebounds), Jeffery Taylor (16 points, 10 rebounds) vs. Arkansas, 3/8/2009

#### Triple-Doubles:

**Triple-Double** – Brad Tinsley (11 points, 10 rebounds, 10 assists) vs. Presbyterian, 11/12/2010

#### Field Goals:

**Made 10 FG in a game** – Jeffery Taylor (10) at Ole Miss, 2/16/2012

**Made 11 FG in a game** – Kedren Johnson (11) vs. Davidson, 11/22/2012

**Made 12 FG in a game** – Jeffery Taylor (12) vs. Longwood, 12/19/2011

**Made 16 FG in a game** – Shan Foster (16) vs. Mississippi State, 3/5/2008

**Attempted 15 FG in a game** – Kedren Johnson (15) at Oregon, 11/16/2012

**Attempted 16 FG in a game** – Kedren Johnson/Kyle Fuller (16) at Xavier, 12/6/12

**Attempted 17 FG in a game** – Kedren Johnson (17) vs. Davidson, 11/22/2012

**Attempted 18 FG in a game** – John Jenkins (18) at Kentucky, 2/25/2012

**Attempted 19 FG in a game** – Kedren Johnson (19) vs. MTSU, 12/21/2012

**Attempted 20 FG in a game** – John Jenkins (21) vs. Marquette, 12/29/2010

#### Three-Pointers:

**Made 5 3-pointers in a game** – John Jenkins (5) vs. Ole Miss, 3/10/12

**Made 6 3-pointers in a game** – John Jenkins (6) vs. Florida, 2/28/2012

**Made 7 3-pointers in a game** – John Jenkins (7) vs. Lafayette, 12/21/2011

**Made 8 3-pointers in a game** – Shan Foster (8) vs. UMass, 1/5/2008

**Made 9 3-pointers in a game** – Shan Foster (9) vs. Mississippi State, 3/5/2008

**Attempted 10 3-pointers in a game** – John Jenkins (10) at Tennessee, 3/3/2012

**Attempted 15 3-pointers in a game** – John Jenkins (16) vs. Oregon, 11/11/2011

#### Free Throws:

**Made 8 FT in a game** – John Jenkins (8) vs. Kentucky, 3/11/12

**Made 9 FT in a game** – John Jenkins (9) vs. Georgia, 1/14/2012

**Made 10 FT in a game** – John Jenkins (10) vs. Harvard, 3/15/2012

**Made 12 FT in a game** – John Jenkins (12) at Ole Miss, 2/16/2012

**Made 13 FT in a game** – A.J. Ogilvy (13) vs. DePaul, 12/5/2009

**Made 18 FT in a game** – Matt Freije (18) vs. Indiana, 11/24/2003

**Attempted 12 FT in a game** – John Jenkins (13) vs. Harvard, 3/15/2012

**Attempted 14 FT in a game** – Festus Ezeli (14) vs. Belmont, 12/4/2010

**Attempted 15 FT in a game** – John Jenkins (15) at Ole Miss, 2/16/2012

#### Rebounds:

**10 Rebounds in a game** – Kevin Bright (10) at Xavier, 12/6/12

**15 Rebounds in a game** – Lance Goulbourne (16) at Marquette, 12/29/2011

**10+ Rebounds in Three Consecutive Games** – Lance Goulbourne (16) vs. Ole Miss, 1/19/2011; (10) vs. St. Mary's, 1/22/2011; (12) at Miss. State, 1/27/2011

#### Assists:

**8 Assists** – Brad Tinsley (8) at Marquette, 12/29/2011

**9 Assists** – Brad Tinsley (9) at S. Carolina, 1/10/2012

**10 Assists** – Brad Tinsley (10), vs. Lafayette, 12/21/2011

**11 Assists** – Mario Moore (13) vs. Arkansas, 2/19/2005

**12 Assists** – Mario Moore (13) vs. Arkansas, 2/19/2005

**13 Assists** – Mario Moore (13) vs. Arkansas, 2/19/2005

**14 Assists** – Billy McCaffrey (14) vs. Kentucky, 1/13/1993

**5+ Assists in Four Consecutive Games** – Jermaine Beal (6) vs. South Carolina, 1/9/2008; at Kentucky (5), 1/12/2008; at Tennessee (5), 1/17/2008; vs. LSU (9), 1/19/2008

**8+ Assists in Two Consecutive Games** – Atiba Prater (9) at Georgia, 2/2/2000; (9) vs. Boston College, 2/6/2000

#### Blocks:

**4 Blocked Shots** – Festus Ezeli (4), at Ole Miss, 2/16/2012

**5 Blocked Shots** – Festus Ezeli (5) vs. S. Carolina, 2/22/2012

**6 Blocked Shots** – Festus Ezeli (6) at LSU, 2/26/2011

**7 Blocked Shots** – Festus Ezeli (7) at Georgia, 2/16/11

#### Steals:

**4 Steals** – Kedren Johnson (4) at Xavier, 12/6/2012

**5 Steals** – Jeffery Taylor (5) vs. Oregon, (11/11/2011)

**6 Steals** – Dan Cage (6) vs. Furman, 11/28/2006

**7 Steals** – James Strong (8) vs. Morehead State, 11/24/1998

**8 Steals** – James Strong (8) vs. Morehead State, 11/24/1998

#### Minutes:

**Played every minute** – Jermaine Beal (40), vs. Alabama (2/5/2009)

**Played over 40 minutes** – Kevin Bright (42) at Xavier, 12/6/2012

**All 5 starters played 40 minutes** – Steve Tchiengang (40), Brad Tinsley (40), Lance Goulbourne (41), Jeffery Taylor (41), and John Jenkins (41), at Louisville, 12/2/2011

#### Fouls:

**Technical Foul** – Festus Ezeli, vs. Kentucky, 3/11/12

**Fouled Out** – Rod Odom, at Xavier, 12/6/2012

**Two Players Fouled Out** – Steve Tchiengang and Festus Ezeli vs. Tennessee, 2/22/2011

**Three Players Fouled Out** – Festus Ezeli, Steve Tchiengang, Jeffery Taylor at Florida, 2/1/2011

#### TEAM

**Started the game with Opponent Technical Foul** – Furman bench, 12/22/2008

**Scored 95 or more points** – 99 vs. Longwood 12/19/11 (W, 99-71)

**Scored 100 or more points** – 102 at Ole Miss, 2/16/2012 (W, 102-76)

**Scored 100 or more points (SEC game)** – 102 at Ole Miss, 2/16/2012 (W, 102-76)

**Scored 110 or more points** – 113 vs. Alabama A&M 12/30/1998 (W, 113-71)

**Scored 110 or more points (SEC game)** – 111 vs. Alabama 2/21/1972 (W, 111-91)

**Scored 120 or more points** – 130 vs. Ole Miss 12/22/1970 (W, 130-112)

**Scored 120 or more points (SEC game)** – 130 vs. Ole Miss 12/22/1970 (W, 130-112)

**Scored 130 or more points** – 130 vs. Ole Miss 12/22/1970 (W, 130-112)

**Scored Less than 50 points** – 33 vs. Marist 11/23/2012 (L, 50-33)

**Scored Less than 40 points** – 33 vs. Marist 11/23/2012 (L, 50-33)

**Scored 20 or less points in half** – 14 vs. Marist 11/23/2012 (L, 50-33)

**Scored 90+ points in three consecutive games** – 95 vs. Bradley, 11/24/2007 (W, 95-86); 91 vs. South Alabama, 11/29/2007 (W, 91-88); vs. Georgia Tech, 12/1/2007 (W, 92-79)

**Allowed 90 or more points** – 94, Florida, 1/25/2009 (L, 69-94)

**Allowed 100 or more points** – 106, Kentucky, 3/5/2003 (L, 44-106)

**Allowed Less than 50 points** – 49, UTEP, 11/25/2012 (W, 73-49)

**Allowed 40 or Less points** – 35, vs. Auburn, 1/7/2012 (W, 65-35)

**Shot 60% or better** – .625 at Ole Miss, 2/16/2012 (W, 102-76)



# THE LAST TIME...

**Shot over 67% FG** – .679 vs. TSU, 12/19/2009 (W, 84-71)  
**Shot 50% or better** – .511 vs. Cornell, 12/17/2012 (W, 66-55)  
**Shot lower than 30%** – .230 vs. Marist 11/23/2012 (L, 50-33)  
**Allowed 60% shooting** – .612 at Florida, 2/21/2009 (L, 68-82)  
**Scored 100 points in two consecutive games** – 111 vs. North Alabama 12/20/1980 (W, 111-79) and 111 vs. Memphis 12/23/1980 (W, 111-96)  
**Scored 100 points in three consecutive games** – Never  
**Scored 100 points in Consecutive SEC games** – 104 vs. LSU 2/19/1972 (W, 104-83) and 111 vs. Alabama 2/21/1972 (W, 111-91)  
**Won game by 70 points or more** – 71 vs. Union (Tenn.) (W, 95-24), 1911-12  
**Won game by 60 points or more** – 71 vs. Union (Tenn.) (W, 95-24), 1911-12  
**Won game by 50 points or more** – 51 vs. Army (W, 92-41) 11/14/1998  
**Game decided by one point** – vs. Miss. St., 1/21/2012 (L, 77-78)  
**Two consecutive games decided by one point** – at South Carolina (L, 70-71) 1/7/1998 and Tennessee (W, 80-79) 1/10/1998  
**Three consecutive games decided by one point** – Never  
**Shot 90% or Better from Free Throw Line** – 90.9% vs. Mississippi State (20-22) 3/11/2011  
**Shot less than 50% from Free Throw Line** – .474 vs. Alabama A&M (9-of-19) 12/15/2012  
**Shot less than 20% from 3PT** – .200 (2-20) vs. Marist 11/23/2012 (L, 50-33)  
**Attempted 30 FT** – 38 (30-38) at Ole Miss, 2/16/2012  
**Attempted 40 FT** – 45 (30-45) vs. Georgia, 1/14/2012  
**Attempted five or less FT** – 3 vs. Chamizade, 11/24/2009  
**Made 20 FT** – 21 vs. Harvard, 3/15/2012  
**Made 30 FT** – 30 at Ole Miss, 2/16/2012  
**Made 15 3FG** – 15 vs. Lafayette, 12/21/2011  
**Won an Overtime Game** – at Xavier, 12/6/2012 (W, 66-64)  
**Lost by 25 or More Points** – at Oregon, 11/16/2012 (L, 48-74)  
**Lost an Overtime Game** – vs. Miss. St., 1/21/2012 (L, 77-78)  
**Played Two Overtimes** – at Kentucky, 1/12/2008 (L, 79-73)  
**Played Three Overtimes** – at Ole Miss 2/17/1982 (L, 51-48)  
**Played Four Overtimes** – at Ole Miss 2/17/1982 (L, 51-48)  
**Played consecutive games that went to overtime** – vs. Xavier 11/28/2011 (L, 82-70) and at Louisville, 12/2/2011 (L, 62-60)  
**Had 20 Turnovers** – 20 at Georgia, 2/19/2012  
**Had fewer than 10 Turnovers in two straight games** – vs. Mississippi State (5) 3/1/2011, vs. Florida (6) 3/12/2011

## OPPONENT - INDIVIDUALS

**Scoring:**  
**Scored 25 points** – Anthony Davis (28) at Kentucky, 2/25/2012  
**Scored 30 points** – Casey Mitchell (31) vs. West Virginia, 11/19/2010

**Scored 35 points** – Rotnei Clarke, (36) 1/29/2011  
**Scored 40 points** – Morris Almond (44), Rice, 1/3/2007  
**Two Players Had 20 Points** -- Dee Bost (24) and Arnett Moultrie (21) vs. Miss. St., 1/21/2012  
**Five Players Scored in Double Figures** Rickey Scott (18), Julysse Nobles (17), BJ Young (12), Mardracus Wade (10), Rashad Madden (10) at Arkansas, 1/31/2012  
**Six Players Scored in Double Figures** – Bam Doyno (22), Dwayne Curtis (12), Todd Abernethy (11), Clarence Sanders (11), Polynice (10) and Williams (10), vs. Ole Miss, 1/27/2007  
**Four Players with 15 or more points** – Erik Daniels (20), Marquis Estill (17), Kelenna Azubuike (16) and Gerald Fitch (15) vs. Kentucky, 3/5/2003

### Double-Doubles:

**Double-Double** – Shonn Miller (13 points, 15 rebounds), vs. Cornell, 12/17/12  
**Triple-Double** – Sam Muldrow (16 points, 14 rebounds and 10 blocks) at South Carolina, 1/8/2010  
**20-10 game** – Fred Hunter (21 points, 10 rebounds) vs. Nicholls State, 11/10/2012  
**30-10 game** – Morris Almond (44 points, 12 rebounds) at Rice, 1/3/2007

**Double-Double in Points and Rebounds** – Shonn Miller (13 points, 15 rebounds) vs. Cornell, 12/17/12

**Double-Double in Points and Assists** – Nick Calathes (15 points, 10 assists) at Florida, 1/27/2008

**Two players record double-doubles** – Yancy Gates (16 points, 10 rebounds), Dion Dixon (12 points, 10 rebounds) vs. Cincinnati, 11/23/2009

### Field Goals:

**Made 10 FG in a game** – Anthony Davis (10) at Kentucky, 2/25/2012  
**Made 11 FG in a game** – Omar Samhan (11) at St. Mary's, 11/20/2009  
**Made 12 FG in a game** – Storm Warren, (12) at LSU, 2/26/2011  
**Made 13 FG in a game** – Lester Hudson (13) vs. Tennessee-Martin, 12/29/2007

**Attempted 15 FG in a game** – Rotnei Clarke vs. Butler, 12/29/2012

**Attempted 16 FG in a game** – Marcus Thornton (16) vs. William & Mary, 1/2/2013  
**Attempted 17 FG in a game** – Antwan Carter vs. Longwood, 12/19/2011

**Attempted 18 FG in a game** – Mark Lyons (18) vs. Xavier, 11/28/2011

**Attempted 19 FG in a game** – Marcus Dennon (19) at Missouri, 12/8/2010

**Attempted 20 FG in a game** – Tu Holloway (20) vs. Xavier, 11/28/2011

**Attempted 25 FG in a game** – Courtney Fortson (27) vs. Arkansas, 3/8/2009

### Three-Pointers:

**Made 5 3-pointers in a game** – Jalen Steele (5) vs. Miss. St., 1/21/2012

**Made 6 3-pointers in a game** – Rotnei Clarke vs. Butler, 12/29/2012  
**Made 7 3-pointers in a game** – Chandler Parsons (7) vs. Florida, 1/25/2009  
**Made 8 3-pointers in a game** – Brian Sullivan (8) vs. Miami (OH), 1/2/2012  
**Attempted 10 3-pointers in a game** – Kentavious Caldwell-Pope vs. Georgia, 1/14/2012

### Free Throws:

**Made 8 FT in a game** – Trae Golden (8) at Tennessee, 3/3/2012  
**Made 9 FT in a game** – E.J. Singler (9), at Oregon, 11/16/2012  
**Made 10 FT in a game** – Mouphtaou Yarou (10) vs. Villanova, 12/1/2012  
**Made 11 FT in a game** – Iman Shumpert (11) at Georgia Tech, 12/6/2008  
**Made 17 FT in a game** – Morris Almond (17) at Rice, 1/3/2007

**Attempted 10 FT in a game** – Mouphtaou Yarou (12) vs. Villanova, 12/1/2012

**Attempted 13 FT in a game** – DeMarcus Cousins (13) at Kentucky, 1/30/2010

**Attempted 14 FT in a game** – Jae Crowder (14) at Marquette, 12/29/2011

**Attempted 15 FT in a game** – Morris Almond (19) at Rice, 1/3/2007

### Rebounds:

**10 Rebounds in a game** – Kyle Gaillard (10) at William & Mary, 1/2/13  
**15 Rebounds in a game** – Shonn Miller (15) vs. Cornell, 12/17/12  
**18 Rebounds in a game** – Daniel Northern (18) vs. Tennessee Tech, 12/20/2008  
**19 Rebounds in a game** – Omar Samhan (19) at St. Mary's, 11/20/2009  
**20 Rebounds in a game** – Roy Rogers (20) at Alabama, 1/3/1996

### Assists

**8 Assists** – Johnathan Loyd (10) vs. Oregon, 11/11/2011  
**9 Assists** – John Wall (9) at Kentucky, 1/30/2010  
**10 Assists** – Nick Calathes (10) at Florida, 1/27/2008  
**11 Assists** – Dee Bost (11) vs. Mississippi State, 3/11/2011  
**12 Assists** – G.G. Smith (12) vs. Georgia, 2/3/1999

### Blocks:

**4 Blocked Shots** – Terrence Jones (4), vs. Kentucky, 2/11/2012  
**5 Blocked Shots** – Jarnell Stokes (5) at Tennessee, 3/3/2012  
**6 Blocked Shots** – Anthony Davis (6) at Kentucky, 2/25/2012  
**7 Blocked Shots** – Anthony Davis (7), vs. Kentucky, 2/11/2012  
**8 Blocked Shots** – Jarvis Varnado (9) vs. Mississippi State, 2/3/2010  
**10 Blocked Shots** – Sam Muldrow (10) at South Carolina, 1/8/2011

### Steals:

**5 Steals** – Zaire Taylor (5) vs. Missouri, 12/2/2009

**6 Steals** – Trevor Releford (6) at Alabama, 1/19/12  
**7 Steals** – Aaron Lucas (7) at South Carolina, 1/19/2002  
**8 Steals** – Steve Wojciechowski (8) at Duke, 11/22/1996  
**Two players with 3 steals** – Ed Waite (4) and Andrew Nicholas (4) vs Monmouth, 11/25/201  
**Minutes:**  
**Played every minute** – Arnett Moultrie (45) vs. Miss. St., 1/21/2012  
**Played over 40 minutes** – Justin Martin (40-) at Xavier, 12/6/2012

### Fouls:

**Technical Foul** – Marcus Thornton vs. William & Mary, 1/2/2013  
**Fouled Out** – Semaj Christon, at Xavier, 12/6/12  
**Three Players Fouled Out** – Donte' Williams, Nemanja Djuristic, John Florveus vs. Georgia, 1/14/2012

## OPPONENT - TEAM

**Scored 90 or more points at Memorial Gym** – 94 vs. Georgia, 2/25/2010 (VU 96, UGA 94 (OT))  
**Scored 100 or more points** – 106 at Kentucky 3/5/2003 (L, 44-106)  
**Scored 110 or more points** – 120 vs. Kentucky 2/7/1996 (L, 81-120)  
**Scored 120 or more points** – 120 vs. Kentucky 2/7/1996 (L, 81-120)  
**Scored 130 or more points** – Never  
**Scored Less than 50 points** – 49 vs. UTEP, 11/25/2012 (W, 73-49)  
**Scored Less than 40 points** – 35 vs. Auburn, 1/7/2012 (W, 65-35)  
**Shot 50% or Better** – .500 vs. Davidson, 11/22/2012  
**Shot 60% or Better** – .612 at Florida (UF 82, VU 68), 2/21/2009  
**Shot 60% or Better from 3PT** – .600 (15-25) vs. Florida, 1/25/2009 (L, 69-94)  
**Shot less than 30% FG** – .293 (22-of-75), vs. Davidson, 1/2/2011 (VU 80, Davidson 52)  
**Shot less than 15% from 3PT** – .118 (2-17), vs. Georgia (3/9/12) (VU 63, Georgia 41)  
**Held Opponent Without a 3-Pointer** – vs. Nebraska, 11/18/10 (W, 59-49)  
**Shot 90% or Better from Free Throw Line** – .94.1, at Florida (16-17), 2/4/2012  
**Shot less than 50% from Free Throw Line** – .450 at Arkansas, 2/27/2010  
**Attempted 30 FT** – 30 at Marquette, 12/29/2011  
**Attempted 40 FT** – 42 at Mississippi State, 2/12/2007  
**Attempted 45 or More FT** – 49 at South Carolina, 1/28/2009  
**Attempted five or less FT** – 1 vs. Miami (OH), 1/2/2012  
**Made 20 FT** – 23 at Tennessee, 3/3/2012  
**Made 30 FT** – 32 at South Carolina, 1/28/2009  
**Made 0 FT** – Georgia, 1/14/2009  
**Made 12 3PT** – 12 at Kentucky, 1/30/2010  
**Made 15 3PT** – 15 vs. Florida, 1/25/2009  
**Attempted 30 or more 3PT** – 34 vs. Mississippi State, 2/3/2010  
**Had 20 Turnovers** – 20 vs. MTSU, 12/21/2012



**A.J. ASTROTH**

**20** Freshman, Guard  
6'6" 200 lbs.  
Tampa, Fla.  
Wharton HS

**SEASON HIGHS**

**Points:** 2, vs. Alabama A&M (12/15/12)  
**FG Made:** 1, vs. Alabama A&M (12/15/12)  
**FG Atts:** 2, at Oregon (11/16/12)  
**3FG Made:**  
**3FG Atts:** 1, at Oregon (11/16/12)  
**FT Made:**  
**FT Atts:**  
**Rebounds:** 1, vs. Alabama A&M (12/15/12)  
**Assists:** 1, vs. Alabama A&M (12/15/12)  
**Turnovers:**  
**Blocks:**  
**Steals:**  
**Minutes:** 7, vs. Alabama A&M (12/15/12)

**CAREER HIGHS**

**Points:** 2, vs. Alabama A&M (12/15/12)  
**FG Made:** 1, vs. Alabama A&M (12/15/12)  
**FG Atts:** 2, at Oregon (11/16/12)  
**3FG Made:**  
**3FG Atts:** 1, at Oregon (11/16/12)  
**FT Made:**  
**FT Atts:**  
**Rebounds:** 1, vs. Alabama A&M (12/15/12)  
**Assists:** 1, vs. Alabama A&M (12/15/12)  
**Turnovers:**  
**Blocks:**  
**Steals:**  
**Minutes:** 7, vs. Alabama A&M (12/15/12)

**MISCELLANEOUS**

**ASTROTH NOTEBOOK**

- ⊕ Averaged 1.0 points and 1.5 rebounds in two exhibition games.
- ⊕ Big shooting guard from Tampa, Fla., who averaged 22 points, 7.5 rebounds, 4.5 assists, and 3.4 steals for his Wharton High School team...Also the school's all-time leading scorer.
- ⊕ Was a first-team all-Hillsborough County member for his junior and senior seasons, and was a second-team all-state selection in his senior campaign.
- ⊕ Plans to major in Business Management and Marketing.
- ⊕ Advice to youngsters: "Don't let anyone tell you that you can't do something. If you want it, work your behind off, and go get it."


**ASTROTH GAME-BY-GAME (FRESHMAN)**

Opponent	M	FG-A	3P-A	FT-A	Reb	PF	A	T	B	S	PTS
N10 Nicholls State	DNP										
N16 @Oregon	3	0-2	0-1	0-0	0	0	0	0	0	0	0
N22 Davidson	DNP										
N23 Marist	DNP										
N25 UTEP	DNP										
D1 Villanova	DNP										
D6 @Xavier	DNP										
D15 Alabama A&M	7	1-1	0-0	0-0	1	0	1	0	0	0	2
D17 Cornell	DNP										
D21 vs. MTSU	DNP										
D29 Butler	1	0-0	0-0	0-0	0	0	0	0	0	0	0
J2 William & Mary	DNP										
J10 Kentucky											
J12 @Arkansas											
J15 Ole Miss											
J19 @South Carolina											
J23 Auburn											
J26 @Missouri											
J29 @Tennessee											
F2 Alabama											
F6 @LSU											
F9 Arkansas											
F13 Tennessee											
F16 Texas A&M											
F20 @Kentucky											
F23 @Mississippi St.											
F27 Georgia											
M2 @Auburn											
M6 @Florida											
M9 South Carolina											

Astroth's Overall Statistics at Vanderbilt																											
Year	GP	GS	Min	Avg	FG	FGA	Pct	3FG	3FGA	Pct	FT	FTA	Pct	Off	Def	Tot	Avg	PF	FO	Ast	TO	Blk	Stl	Pts	Avg		
2012-13	3	0	11	3.7	1	3	.333	0	1	.000	0	0	.000	0	1	1	0.3	0	0	1	0	0	0	2	0.7		
<b>TOTAL</b>	<b>3</b>	<b>0</b>	<b>11</b>	<b>3.7</b>	<b>1</b>	<b>3</b>	<b>.333</b>	<b>0</b>	<b>1</b>	<b>.000</b>	<b>0</b>	<b>0</b>	<b>.000</b>	<b>0</b>	<b>1</b>	<b>1</b>	<b>0.3</b>	<b>0</b>	<b>0</b>	<b>1</b>	<b>0</b>	<b>0</b>	<b>0</b>	<b>2</b>	<b>0.7</b>		

Astroth's SEC Statistics at Vanderbilt																											
Year	GP	GS	Min	Avg	FG	FGA	Pct	3FG	3FGA	Pct	FT	FTA	Pct	Off	Def	Tot	Avg	PF	FO	Ast	TO	Blk	Stl	Pts	Avg		
2012-13																											
<b>TOTAL</b>																											



**KEVIN BRIGHT**

**15**

Freshman, Guard  
6'5" 210 lbs.  
Mannheim, Germany  
Urspring Basketball Acad.

**SEASON HIGHS**

**Points:** 15, vs. Nicholls State (11/10/12)  
**FG Made:** 5, 2x, last vs. Villanova (12/1/12)  
**FG Atts:** 10, vs. Villanova (12/1/12)  
**3FG Made:** 3, vs. Nicholls State (11/10/12)  
**3FG Atts:** 5, at Xavier (12/6/12)  
**FT Made:** 3, at Xavier (12/6/12)  
**FT Atts:** 4, at Xavier (12/6/12)  
**Rebounds:** 12, vs. Villanova (12/1/12)  
**Assists:** 4, vs. Villanova (12/1/12)  
**Turnovers:** 4, vs. UTEP (11/25/12)  
**Blocks:** 2, vs. William & Mary (1/2/13)  
**Steals:** 1, 5x, last vs. William & Mary (1/2/13)  
**Minutes:** 42, at Xavier (12/6/12)

**CAREER HIGHS**

**Points:** 15, vs. Nicholls State (11/10/12)  
**FG Made:** 5, 2x, last vs. Villanova (12/1/12)  
**FG Atts:** 10, vs. Villanova (12/1/12)  
**3FG Made:** 3, vs. Nicholls State (11/10/12)  
**3FG Atts:** 5, at Xavier (12/6/12)  
**FT Made:** 3, at Xavier (12/6/12)  
**FT Atts:** 4, at Xavier (12/6/12)  
**Rebounds:** 12, vs. Villanova (12/1/12)  
**Assists:** 4, vs. Villanova (12/1/12)  
**Turnovers:** 4, vs. UTEP (11/25/12)  
**Blocks:** 2, vs. William & Mary (1/2/13)  
**Steals:** 1, 5x, last vs. William & Mary (1/2/13)  
**Minutes:** 42, at Xavier (12/6/12)

**MISCELLANEOUS**

**BRIGHT NOTEBOOK**

- ☛ Tallied second double-double with 11 points and 10 rebounds in win at Xavier (12/6); named SEC Freshman of the Week for his exploits.
- ☛ Scored 12 points and had career-high 12 rebounds - his first double-double of his career - vs. Villanova (12/1). Also posted a career-high four assists.
- ☛ Bright's double-double was the first by a Vanderbilt freshman since Jeffery Taylor in 2008-09 - Taylor had three in his freshman season.
- ☛ Leads team in rebounding with 6.4 per game.
- ☛ First true freshman to start first game of the season for Commodores since Jeffery Taylor in 2008.
- ☛ Member of the 2012 Under 20/21 German National team that placed fifth in European Championship.
- ☛ Played at the Urspring Basketball Academy in Uln, Germany...His team was the German Champion in 2006, 2007, 2008, and 2011...Averaged 14.7 points, 7.6 rebounds, 3.4 assists, 1.2 blocks, and 1.3 steals in his last season at Urspring.
- ☛ Undecided on major at Vanderbilt.
- ☛ Best advice received: "We all have the choice to take the lead or to follow. It depends on you."

**BRIGHT GAME-BY-GAME (FRESHMAN)**

Opponent	M	FG-A	3P-A	FT-A	Reb	PF	A	T	B	S	PTS
N10 Nicholls State	24	5-8	3-3	2-2	8	4	1	3	0	0	15
N16 @Oregon	28	2-4	1-2	0-2	8	1	1	1	0	1	5
N22 Davidson	31	0-2	0-0	0-0	4	0	2	1	0	0	0
N23 Marist	26	1-5	1-3	0-0	8	2	0	2	0	0	3
N25 UTEP	27	2-4	2-3	0-0	3	3	1	4	0	1	6
D1 Villanova	37	5-10	2-4	0-0	12	2	4	1	0	1	12
D6 @Xavier	42	3-6	2-5	3-4	10	2	0	1	0	0	11
D15 Alabama A&M	31	2-4	1-2	0-0	8	1	3	1	0	0	5
D17 Cornell	30	3-6	2-3	0-0	5	0	3	3	1	1	8
D21 vs. MTSU	27	1-2	0-1	2-3	6	0	0	3	0	0	4
D29 Butler	28	1-4	1-3	0-2	2	1	0	0	0	0	3
J2 William & Mary	26	2-5	2-4	1-2	3	1	1	1	2	1	7
J10 Kentucky											
J12 @Arkansas											
J15 Ole Miss											
J19 @South Carolina											
J23 Auburn											
J26 @Missouri											
J29 @Tennessee											
F2 Alabama											
F6 @LSU											
F9 Arkansas											
F13 Tennessee											
F16 Texas A&M											
F20 @Kentucky											
F23 @Mississippi St.											
F27 Georgia											
M2 @Auburn											
M6 @Florida											
M9 South Carolina											

Bright's Overall Statistics at Vanderbilt

Year	GP	GS	Min	Avg	FG	FGA	Pct	3FG	3FGA	Pct	FT	FTA	Pct	Off	Def	Tot	Avg	PF	FO	Ast	TO	Blk	Stl	Pts	Avg
2012-13	12	12	357	29.8	27	60	.450	17	33	.515	8	15	.533	12	65	77	6.4	17	0	16	21	3	5	79	6.6
<b>TOTAL</b>	<b>12</b>	<b>12</b>	<b>357</b>	<b>29.8</b>	<b>27</b>	<b>60</b>	<b>.450</b>	<b>17</b>	<b>33</b>	<b>.515</b>	<b>8</b>	<b>15</b>	<b>.533</b>	<b>12</b>	<b>65</b>	<b>77</b>	<b>6.4</b>	<b>17</b>	<b>0</b>	<b>16</b>	<b>21</b>	<b>3</b>	<b>5</b>	<b>79</b>	<b>6.6</b>

Bright's SEC Statistics at Vanderbilt

Year	GP	GS	Min	Avg	FG	FGA	Pct	3FG	3FGA	Pct	FT	FTA	Pct	Off	Def	Tot	Avg	PF	FO	Ast	TO	Blk	Stl	Pts	Avg
2012-13																									
<b>TOTAL</b>																									



**KYLE FULLER**

**11**

Junior, Guard  
6'1" 180 lbs.  
Moreno Valley, Calif.  
Rancho Verde HS

**SEASON HIGHS**

**Points:** 25, at Xavier (12/6/12)  
**FG Made:** 8, at Xavier (12/6/12)  
**FG Atts:** 16, at Xavier(12/6/12)  
**3FG Made:** 2, 4x, last vs. Cornell (12/17/12)  
**3FG Atts:** 7, at Xavier (12/6/12)  
**FT Made:** 7, at Xavier (12/6/12)  
**FT Atts:** 10, at Xavier (12/6/12)  
**Rebounds:** 6, vs. Davidson (11/22/12)  
**Assists:** 6, vs. Nicholls State (11/10/12)  
**Turnovers:** 6, at Oregon (11/16/12)  
**Blocks:** 1, 2x, last vs. Cornell (12/17/12)  
**Steals:** 3, 2x, last vs. MTSU (12/21/12)  
**Minutes:** 40, at Xavier (12/6/12)

**CAREER HIGHS**

**Points:** 25, at Xavier (12/6/12)  
**FG Made:** 8, at Xavier (12/6/12)  
**FG Atts:** 16, at Xavier(12/6/12)  
**3FG Made:** 2, 5x, last vs. Cornell (12/17/12)  
**3FG Atts:** 7, at Xavier (12/6/12)  
**FT Made:** 7, at Xavier (12/6/12)  
**FT Atts:** 10, at Xavier (12/6/12)  
**Rebounds:** 6, vs. Davidson (11/22/12)  
**Assists:** 6, vs. Nicholls State (11/10/12)  
**Turnovers:** 6, at Oregon (11/16/12)  
**Blocks:** 1, 3x, last vs. Cornell (12/17/12)  
**Steals:** 3, 2x, last vs. MTSU (12/21/12)  
**Minutes:** 40, at Xavier (12/6/12)

**MISCELLANEOUS**

	2012-13	Career
5+ Assists	3	4

**FULLER NOTEBOOK**

- ☛ Point guard who scored a career-high 25 points at Xavier (12/6) - won SEC Player of the Week for his performance. Also added career-high three steals, and a career-high in free throws made (7) and field goals made (8), and scored all 12 of the team's points in overtime.
- ☛ Commodores' second-leading scorer, averaging 11.9 points per game.
- ☛ Only player from Californian on roster.
- ☛ Played in 18 games in 2011-12, averaged 0.9 points, 0.9 rebounds, and 0.9 points per game.
- ☛ Dished out season-high four assists vs. Monmouth in 2011.
- ☛ Played in all 34 games in 2010-11, and averaged 1.9 points and 1.6 assists per game in 15 minutes of action.
- ☛ Averaged 27.6 points, eight assists, six rebounds, and four steals per game as a point guard at Rancho Verde High School.
- ☛ Winningest player in Rancho Verde history, was a four-year captain, and a three-year starter.
- ☛ Nickname is Zoomey.

**FULLER GAME-BY-GAME (JUNIOR)**

Opponent	M	FG-A	3P-A	FT-A	Reb	PF	A	T	B	S	PTS
N10 Nicholls State	36	6-13	2-5	1-3	3	1	6	1	0	0	15
N16 @Oregon	37	6-9	0-1	5-6	1	0	1	6	0	0	17
N22 Davidson	39	6-15	2-5	0-0	6	2	1	2	0	0	14
N23 Marist	36	2-12	0-5	0-0	0	1	1	2	0	1	4
N25 UTEP	34	4-8	1-3	5-6	2	1	5	1	0	1	14
D1 Villanova	31	0-4	0-3	4-5	3	3	2	2	0	1	4
D6 @Xavier	40	8-16	2-7	7-10	4	1	5	2	1	3	25
D15 Alabama A&M	30	3-10	1-5	0-0	2	2	3	0	0	1	7
D17 Cornell	35	5-8	2-3	5-6	6	3	3	2	1	1	17
D21 vs. MTSU	33	3-7	0-2	2-5	2	4	0	3	0	3	8
D29 Butler	26	4-9	1-3	1-3	2	0	0	0	0	1	10
J2 William & Mary	29	3-10	1-5	1-3	4	0	4	2	0	0	8
J10 Kentucky											
J12 @Arkansas											
J15 Ole Miss											
J19 @South Carolina											
J23 Auburn											
J26 @Missouri											
J29 @Tennessee											
F2 Alabama											
F6 @LSU											
F9 Arkansas											
F13 Tennessee											
F16 Texas A&M											
F20 @Kentucky											
F23 @Mississippi St.											
F27 Georgia											
M2 @Auburn											
M6 @Florida											
M9 South Carolina											

Fuller's Overall Statistics at Vanderbilt

Year	GP	GS	Min	Avg	FG	FGA	Pct	3pt	3ptA	Pct	FT	FTA	Pct	Off	Def	Tot	Avg	PF	FO	Ast	TO	Blk	Stl	Pts	Avg
2010-11	34	0	499	14.7	24	78	.308	7	29	.241	8	16	.500	8	38	46	1.4	44	0	55	34	1	13	63	1.9
2011-12	18	1	125	6.9	6	22	.273	0	8	.000	5	8	.625	2	14	16	0.9	7	0	17	10	0	5	17	0.9
2012-13	12	12	406	33.8	50	121	.413	12	47	.255	31	47	.660	2	33	35	2.9	18	0	31	23	2	12	143	11.9
<b>TOTAL</b>	<b>64</b>	<b>13</b>	<b>1030</b>	<b>16.1</b>	<b>80</b>	<b>221</b>	<b>.362</b>	<b>19</b>	<b>84</b>	<b>.226</b>	<b>44</b>	<b>71</b>	<b>.620</b>	<b>12</b>	<b>85</b>	<b>97</b>	<b>1.5</b>	<b>69</b>	<b>0</b>	<b>103</b>	<b>67</b>	<b>3</b>	<b>30</b>	<b>223</b>	<b>3.5</b>

Fuller's SEC Statistics at Vanderbilt

Year	GP	GS	Min	Avg	FG	FGA	Pct	3pt	3ptA	Pct	FT	FTA	Pct	Off	Def	Tot	Avg	PF	FO	Ast	TO	Blk	Stl	Pts	Avg
2010-11	16	0	218	13.6	7	28	.250	4	8	.500	5	10	.500	4	18	22	1.4	18	0	21	11	0	5	23	1.4
2011-12	8	0	24	3.0	1	5	.200	0	1	.000	1	2	.500	0	3	3	0.4	0	0	4	3	0	0	3	0.4
<b>TOTAL</b>	<b>24</b>	<b>0</b>	<b>242</b>	<b>10.1</b>	<b>8</b>	<b>33</b>	<b>.242</b>	<b>4</b>	<b>9</b>	<b>.444</b>	<b>6</b>	<b>12</b>	<b>.500</b>	<b>4</b>	<b>21</b>	<b>25</b>	<b>1.0</b>	<b>18</b>	<b>0</b>	<b>25</b>	<b>14</b>	<b>0</b>	<b>5</b>	<b>26</b>	<b>1.1</b>



**ALEX GENDELMAN**

**5**

Freshman, Guard  
6'0" 175 lbs.  
Purchase, N.Y.  
Rye Country Day School

**SEASON HIGHS**

**Points:**  
**FG Made:**  
**FG Atts:** 1, vs. Alabama A&M (12/15/12)  
**3FG Made:**  
**3FG Atts:** 1, vs. Alabama A&M (12/15/12)  
**FT Made:**  
**FT Atts:**  
**Rebounds:**  
**Assists:**  
**Turnovers:**  
**Blocks:**  
**Steals:**  
**Minutes:** 2, vs. Alabama A&M (12/15/12)

**CAREER HIGHS**

**Points:**  
**FG Made:**  
**FG Atts:** 1, vs. Alabama A&M (12/15/12)  
**3FG Made:**  
**3FG Atts:** 1, vs. Alabama A&M (12/15/12)  
**FT Made:**  
**FT Atts:**  
**Rebounds:**  
**Assists:**  
**Turnovers:**  
**Blocks:**  
**Steals:**  
**Minutes:** 2, vs. Alabama A&M (12/15/12)

**MISCELLANEOUS**

**GENDELMAN NOTEBOOK**

- ☛ Walk-on from Purchase, N.Y., who made the team at walk-on tryouts in October.
- ☛ Attended Rye Country Day School.
- ☛ His Rye Country Day School team captured the New York State Private School Class C Championship his sophomore through senior seasons...Averaged 18.6 points, 8.0 rebounds, and 6.0 assists his senior season and departed as the school's all-time leading scorer...Scored over 1,000 points in his career.
- ☛ Was his team's MVP in his junior and senior seasons and was an all-state selection in his senior campaign... Earned 12 varsity letters, four each in basketball and baseball, and two each in football and soccer.

**GENDELMAN GAME-BY-GAME (FRESHMAN)**

Opponent	M	FG-A	3P-A	FT-A	Reb	PF	A	T	B	S	PTS
N10 Nicholls State	DNP										
N16 @Oregon	DNP										
N22 Davidson	DNP										
N23 Marist	DNP										
N25 UTEP	0+	0-0	0-0	0-0	0	0	0	0	0	0	0
D1 Villanova	DNP										
D6 @Xavier	DNP										
D15 Alabama A&M	2	0-1	0-1	0-0	0	0	0	0	0	0	0
D17 Cornell	DNP										
D21 vs. MTSU	DNP										
D29 Butler	DNP										
J2 William & Mary	DNP										
J10 Kentucky											
J12 @Arkansas											
J15 Ole Miss											
J19 @South Carolina											
J23 Auburn											
J26 @Missouri											
J29 @Tennessee											
F2 Alabama											
F6 @LSU											
F9 Arkansas											
F13 Tennessee											
F16 Texas A&M											
F20 @Kentucky											
F23 @Mississippi St.											
F27 Georgia											
M2 @Auburn											
M6 @Florida											
M9 South Carolina											

Year	GP	GS	Min	Avg	FG	FGA	Pct	3FG	3FGA	Pct	FT	FTA	Pct	Off	Def	Tot	Avg	PF	FO	Ast	TO	Blk	Stl	Pts	Avg
2012-13	2	0	2	1.0	0	1	.000	0	1	.000	0	0	.000	0	0	0	0.0	0	0	0	0	0	0	0	0.0
<b>TOTAL</b>	<b>2</b>	<b>0</b>	<b>2</b>	<b>1.0</b>	<b>0</b>	<b>1</b>	<b>.000</b>	<b>0</b>	<b>1</b>	<b>.000</b>	<b>0</b>	<b>0</b>	<b>.000</b>	<b>0</b>	<b>0</b>	<b>0</b>	<b>0.0</b>	<b>0</b>	<b>0</b>	<b>0</b>	<b>0</b>	<b>0</b>	<b>0</b>	<b>0</b>	<b>0.0</b>

Year	GP	GS	Min	Avg	FG	FGA	Pct	3FG	3FGA	Pct	FT	FTA	Pct	Off	Def	Tot	Avg	PF	FO	Ast	TO	Blk	Stl	Pts	Avg
2012-13																									
<b>TOTAL</b>																									



**JOSH HENDERSON**

**40** RS Sophomore, Center  
6'11" 220 lbs.  
Roanoke, Va.  
Cave Spring HS

**SEASON HIGHS**

**Points:** 13, vs. Alabama A&M (12/15/12)  
**FG Made:** 6, vs. Alabama A&M (12/15/12)  
**FG Atts:** 9, vs. Cornell (12/17/12)  
**3FG Made:**  
**3FG Atts:**  
**FT Made:** 3, at Oregon (11/16/12)  
**FT Atts:** 4, at Oregon (11/16/12)  
**Rebounds:** 7, vs. William & Mary (1/2/13)  
**Assists:** 3, vs. William & Mary (1/2/13)  
**Turnovers:** 3, 2x, last vs. Alabama A&M (12/15/12)  
**Blocks:** 2, 2x, last vs. William & Mary (1/2/13)  
**Steals:** 2, 3x, last vs. William & Mary (1/2/13)  
**Minutes:** 29, vs. William & Mary (1/2/13)

**CAREER HIGHS**

**Points:** 13, vs. Alabama A&M (12/15/12)  
**FG Made:** 6, vs. Alabama A&M (12/15/12)  
**FG Atts:** 9, vs. Cornell (12/17/12)  
**3FG Made:**  
**3FG Atts:**  
**FT Made:** 3, at Oregon (11/16/12)  
**FT Atts:** 4, 2x, last at Oregon (11/16/12)  
**Rebounds:** 7, vs. William & Mary (1/2/13)  
**Assists:** 4, vs. Bucknell (11/15/11)  
**Turnovers:** 3, 2x, last vs. Alabama A&M (12/15/12)  
**Blocks:** 2, 2x, last vs. William & Mary (1/2/13)  
**Steals:** 2, 3x, last vs. William & Mary (1/2/13)  
**Minutes:** 29, vs. William & Mary (1/2/13)

**HENDERSON NOTEBOOK**

- ✪ Started eight games at center position, scored in double figures in last two of last four - 13 vs. Alabama A&M (12/15), 11 vs. Cornell (12/17).
- ✪ Played 13 minutes and had three points and two rebounds against Nicholls State.
- ✪ Played in second exhibition game against Delta State after recovering from right foot injury - scored eight points and had five rebounds against Delta State.
- ✪ Played in eight games in 2011-12 and averaged 2.6 points and 2.9 rebounds.
- ✪ Played in first game as a collegian against Oregon last year - scored four points and had four rebounds in 11 minutes.
- ✪ Scored a career-high 10 points vs. Monmouth (11/25); was 4-4 from the floor.
- ✪ Has team-high four assists vs. Bucknell (11/15)
- ✪ Redshirted in 2010-11.
- ✪ Will vie for starting spot at five position.
- ✪ Signed in the spring of 2010 with the Commodores.
- ✪ 6'11 center chose Vanderbilt over Virginia, Wake Forest, Davidson, Cincinnati, Maryland, and Penn State.

**HENDERSON GAME-BY-GAME (RS-SOPHOMORE)**

Opponent	M	FG-A	3P-A	FT-A	Reb	PF	A	T	B	S	PTS
N10 Nicholls State	13	1-3	0-0	1-2	2	0	0	0	0	0	3
N16 @Oregon	21	0-0	0-0	3-4	5	4	2	2	0	1	3
N22 Davidson	22	2-5	0-0	0-0	3	2	0	1	1	0	4
N23 Marist	22	2-8	0-0	0-0	4	1	0	0	1	1	4
N25 UTEP	17	2-4	0-0	1-2	1	3	0	1	0	2	5
D1 Villanova	11	0-0	0-0	1-2	3	1	0	3	0	0	1
D6 @Xavier	20	0-1	0-0	0-0	1	1	2	1	1	0	0
D15 Alabama A&M	24	6-7	0-0	1-3	4	3	2	3	0	2	13
D17 Cornell	25	5-9	0-0	1-3	5	4	2	2	2	0	11
D21 vs. MTSU	24	1-5	0-0	0-0	2	3	2	1	0	1	2
D29 Butler	24	2-4	0-0	1-2	1	3	2	0	1	1	5
J2 William & Mary	29	2-6	0-0	1-2	7	3	3	2	2	2	5
J10 Kentucky											
J12 @Arkansas											
J15 Ole Miss											
J19 @South Carolina											
J23 Auburn											
J26 @Missouri											
J29 @Tennessee											
F2 Alabama											
F6 @LSU											
F9 Arkansas											
F13 Tennessee											
F16 Texas A&M											
F20 @Kentucky											
F23 @Mississippi St.											
F27 Georgia											
M2 @Auburn											
M6 @Florida											
M9 South Carolina											

Henderson's Overall Statistics at Vanderbilt

Year	GP	GS	Min	Avg	FG	FGA	Pct	3FG	3FGA	Pct	FT	FTA	Pct	Off	Def	Tot	Avg	PF	FO	Ast	TO	Blk	Stl	Pts	Avg
2011-12	8	0	69	8.6	8	17	.471	0	0	.000	5	9	.556	12	11	23	2.9	15	0	5	5	0	1	21	2.6
2012-13	12	8	252	21.0	23	52	.442	0	0	.000	10	20	.500	19	19	38	3.2	28	0	15	16	8	10	56	4.7
<b>TOTAL</b>	<b>20</b>	<b>8</b>	<b>321</b>	<b>16.1</b>	<b>31</b>	<b>69</b>	<b>.449</b>	<b>0</b>	<b>0</b>	<b>.000</b>	<b>15</b>	<b>29</b>	<b>.517</b>	<b>31</b>	<b>30</b>	<b>61</b>	<b>3.1</b>	<b>43</b>	<b>0</b>	<b>20</b>	<b>21</b>	<b>8</b>	<b>11</b>	<b>77</b>	<b>3.9</b>



**SHELDON JETER**

**21**

Freshman, Forward  
6'7" 215 lbs.  
Beaver Falls, Pa.  
Beaver Falls HS

**SEASON HIGHS**

- Points:** 14, vs. William & Mary (1/2/13)
- FG Made:** 6, vs. William & Mary (1/2/13)
- FG Atts:** 7, vs. William & Mary (1/2/13)
- 3FG Made:** 1, 8x, last vs. William & Mary (1/2/13)
- 3FG Atts:** 3, vs. Nicholls State (11/10/12)
- FT Made:** 1, vs. William & Mary (1/2/13)
- FT Atts:** 3, vs. William & Mary (1/2/13)
- Rebounds:** 6, vs. Alabama A&M (12/15/12)
- Assists:** 1, 3x, last vs. Alabama A&M (12/15/12)
- Turnovers:** 2, 2x, last vs. Butler (12/29/12)
- Blocks:** 2, vs. Cornell (12/17/12)
- Steals:** 3, vs. UTEP (11/25/12)
- Minutes:** 21, vs. William & Mary (1/2/13)

**CAREER HIGHS**

- Points:** 14, vs. William & Mary (1/2/13)
- FG Made:** 6, vs. William & Mary (1/2/13)
- FG Atts:** 7, vs. William & Mary (1/2/13)
- 3FG Made:** 1, 8x, last vs. William & Mary (1/2/13)
- 3FG Atts:** 3, vs. Nicholls State (11/10/12)
- FT Made:** 1, vs. William & Mary (1/2/13)
- FT Atts:** 3, vs. William & Mary (1/2/13)
- Rebounds:** 6, vs. Alabama A&M (12/15/12)
- Assists:** 1, 3x, last vs. Alabama A&M (12/15/12)
- Turnovers:** 2, 2x, last vs. Butler (12/29/12)
- Blocks:** 2, vs. Cornell (12/17/12)
- Steals:** 3, vs. UTEP (11/25/12)
- Minutes:** 21, vs. William & Mary (1/2/13)

**MISCELLANEOUS**

**JETER NOTEBOOK**

- ⊛ Played in all 12 games this season, scored career-high 14 points in career-best 21 minutes vs. William and Mary.
- ⊛ Shooting 50% from three for the year (8-16).
- ⊛ Played in both exhibition games, averaged 14 minutes and 2.5 rebounds. Played 17 minutes in season opener, had three points and three assists.
- ⊛ A very highly decorated player from Beaver Falls High School... Was a first-team All-State selection, and was named the Pittsburgh Post Gazette and Pittsburgh Tribune Review Player of the Year as a senior... Was also his section's Most Valuable Player as a senior... Also named the Beaver County Times Athlete of the Year.
- ⊛ Averaged 22 points, 12 rebounds, five assists, two blocks, and two steals as a senior.
- ⊛ Undecided on major at Vanderbilt.
- ⊛ Advice to youngsters: "Never change who you really are to please other people's insecurities."

**JETER GAME-BY-GAME (FRESHMAN)**

Opponent	M	FG-A	3P-A	FT-A	Reb	PF	A	T	B	S	PTS
N10 Nicholls State	17	1-6	1-3	0-0	3	2	1	1	0	2	3
N16 @Oregon	13	0-1	0-1	0-0	5	1	0	0	0	1	0
N22 Davidson	18	3-6	0-0	0-0	4	3	0	1	1	0	6
N23 Marist	11	1-4	1-2	0-0	2	1	0	1	0	1	3
N25 UTEP	17	2-3	1-1	0-0	1	4	1	2	0	3	5
D1 Villanova	14	1-3	1-2	0-0	0	1	0	0	0	0	3
D6 @Xavier	12	0-1	0-1	0-0	1	2	0	0	1	0	0
D15 Alabama A&M	16	2-2	1-1	0-1	6	3	1	1	1	0	5
D17 Cornell	10	0-0	0-0	0-0	1	1	0	0	2	0	0
D21 vs. MTSU	4	1-1	1-1	0-0	2	0	0	1	0	0	3
D29 Butler	13	2-3	1-2	0-0	3	2	1	2	0	1	5
J2 William & Mary	21	6-7	1-2	1-3	2	0	0	0	1	0	14
J10 Kentucky											
J12 @Arkansas											
J15 Ole Miss											
J19 @South Carolina											
J23 Auburn											
J26 @Missouri											
J29 @Tennessee											
F2 Alabama											
F6 @LSU											
F9 Arkansas											
F13 Tennessee											
F16 Texas A&M											
F20 @Kentucky											
F23 @Mississippi St.											
F27 Georgia											
M2 @Auburn											
M6 @Florida											
M9 South Carolina											

Jeter's Overall Statistics at Vanderbilt																											
Year	GP	GS	Min	Avg	FG	FGA	Pct	3FG	3FGA	Pct	FT	FTA	Pct	Off	Def	Tot	Avg	PF	FO	Ast	TO	Blk	Stl	Pts	Avg		
2012-13	12	0	166	13.8	19	37	.514	8	16	.500	1	4	.250	7	23	30	2.5	20	0	4	9	6	8	47	3.9		
2012-13	12	0	166	13.8	19	37	.514	8	16	.500	1	4	.250	7	23	30	2.5	20	0	4	9	6	8	47	3.9		
Jeter's SEC Statistics at Vanderbilt																											
Year	GP	GS	Min	Avg	FG	FGA	Pct	3FG	3FGA	Pct	FT	FTA	Pct	Off	Def	Tot	Avg	PF	FO	Ast	TO	Blk	Stl	Pts	Avg		
2012-13																											
<b>TOTAL</b>																											



**KEDREN JOHNSON**

**2**

Sophomore, Guard  
6'4" 215 lbs.  
Lewisburg, Tenn.  
Marshall County HS

**SEASON HIGHS**

**Points:** 28, vs. Davidson (11/22/12)  
**FG Made:** 11, vs. Davidson (11/22/12)  
**FG Atts:** 19, vs. MTSU (12/21/12)  
**3FG Made:** 4, 2x, last vs. Villanova (12/1/12)  
**3FG Atts:** 9, vs. Villanova (12/1/12)  
**FT Made:** 6, 3x, last vs. MTSU (12/21/12)  
**FT Atts:** 9, vs. Nicholls State (11/10/12)  
**Rebounds:** 8, vs. Marist (11/23/12)  
**Assists:** 6, vs. Nicholls State (11/10/12)  
**Turnovers:** 6, vs. MTSU (12/21/12)  
**Blocks:** 2, 2x, last at Xavier (12/6/12)  
**Steals:** 4, 2x, last at Xavier (12/6/12)  
**Minutes:** 41, at Xavier (12/6/12)

**CAREER HIGHS**

**Points:** 28, vs. Davidson (11/22/12)  
**FG Made:** 11, vs. Davidson (11/22/12)  
**FG Atts:** 19, vs. MTSU (12/21/12)  
**3FG Made:** 4, 2x, last vs. Villanova (12/1/12)  
**3FG Atts:** 9, vs. Villanova (12/1/12)  
**FT Made:** 6, 3x, last vs. MTSU (12/21/12)  
**FT Atts:** 9, vs. Nicholls State (11/10/12)  
**Rebounds:** 8, vs. Marist (11/23/12)  
**Assists:** 6, vs. Nicholls State (11/10/12)  
**Turnovers:** 6, vs. MTSU (12/21/12)  
**Blocks:** 2, 2x, last at Xavier (12/6/12)  
**Steals:** 4, 2x, last at Xavier (12/6/12)  
**Minutes:** 41, at Xavier (12/6/12)

**JOHNSON NOTEBOOK**

- ☛ Scored a career-high 28 points vs. Davidson, and scored 20+ points in three games (Nicholls State, Davidson, MTSU).
- ☛ Leads team in scoring and assists, and scored in double figures in 10 of 12 games this season.
- ☛ Tallied 19 points at Xavier in 66-64 overtime win.
- ☛ Played in all 36 games in 2011-12 as a freshman, and averaged 3.1 points and 1.2 points per game.
- ☛ Put the Commodores up for good with lay-in against Kentucky in finals of 2012 SEC Tournament.
- ☛ Had career-high 12 points vs. Bucknell (11/15). Tied career high in minutes played with 27 vs. Florida (2/28).
- ☛ Posted career-high five assists at Ole Miss (2/16).
- ☛ Freshman point guard who starred at nearby Marshall County High School, where he was named Mr. Basketball for the state of Tennessee for Class 2A and was the Tennessean Player of the Year for two years.
- ☛ Averaged 27.3 points, 10.0 rebounds, 8.0 assists, 3.6 steals and 1.5 blocks in his senior season at Marshall County, where he departed as the school's all-time scoring and assist leader.
- ☛ Nickname is Kee.
- ☛ Chose the Commodores over Florida, Louisville, Memphis, and Alabama.

**JOHNSON GAME-BY-GAME (SOPHOMORE)**

Opponent	M	FG-A	3P-A	FT-A	Reb	PF	A	T	B	S	PTS
N10 Nicholls State	38	8-14	3-7	6-9	6	1	6	2	1	1	25
N16 @Oregon	38	5-15	2-8	2-4	4	2	3	5	0	0	14
N22 Davidson	30	11-17	4-6	2-2	3	4	1	5	0	1	28
N23 Marist	38	2-11	0-5	0-0	8	3	3	2	0	2	4
N25 UTEP	36	7-11	2-4	1-2	2	1	0	2	0	4	17
D1 Villanova	39	4-10	4-9	0-1	5	1	4	4	2	2	12
D6 @Xavier	41	8-16	2-6	1-3	4	1	3	3	2	4	19
D15 Alabama A&M	33	5-12	3-6	6-8	4	3	3	1	0	2	19
D17 Cornell	18	5-6	3-4	2-4	4	4	1	4	1	1	15
D21 vs. MTSU	35	9-19	1-5	6-8	2	1	2	6	0	2	25
D29 Butler	31	3-10	1-3	2-5	2	2	4	2	0	0	9
J2 William & Mary	25	5-12	2-6	0-1	3	4	2	2	0	0	12
J10 Kentucky											
J12 @Arkansas											
J15 Ole Miss											
J19 @South Carolina											
J23 Auburn											
J26 @Missouri											
J29 @Tennessee											
F2 Alabama											
F6 @LSU											
F9 Arkansas											
F13 Tennessee											
F16 Texas A&M											
F20 @Kentucky											
F23 @Mississippi St.											
F27 Georgia											
M2 @Auburn											
M6 @Florida											
M9 South Carolina											

Johnson's Overall Statistics at Vanderbilt

Year	GP	GS	Min	Avg	FG	FGA	Pct	3FG	3FGA	Pct	FT	FTA	Pct	Off	Def	Tot	Avg	PF	FO	Ast	TO	Blk	Stl	Pts	Avg
2011-12	36	0	521	14.5	37	108	.343	10	42	.238	27	34	.794	2	42	44	1.2	32	0	66	42	5	18	111	3.1
2012-13	12	12	402	33.5	72	153	.471	27	69	.391	28	47	.596	6	41	47	3.9	27	0	32	38	6	19	199	16.6
<b>TOTAL</b>	<b>48</b>	<b>12</b>	<b>923</b>	<b>19.2</b>	<b>109</b>	<b>261</b>	<b>.418</b>	<b>37</b>	<b>111</b>	<b>.333</b>	<b>55</b>	<b>81</b>	<b>.679</b>	<b>8</b>	<b>83</b>	<b>91</b>	<b>1.9</b>	<b>59</b>	<b>0</b>	<b>98</b>	<b>80</b>	<b>11</b>	<b>37</b>	<b>310</b>	<b>6.5</b>

Johnson's SEC Statistics at Vanderbilt

Year	GP	GS	Min	Avg	FG	FGA	Pct	3FG	3FGA	Pct	FT	FTA	Pct	Off	Def	Tot	Avg	PF	FO	Ast	TO	Blk	Stl	Pts	Avg
2011-12	16	0	225	14.1	11	36	.306	2	11	.182	13	16	.813	1	18	19	1.2	15	0	32	16	3	4	37	2.3
2012-13																									
<b>TOTAL</b>	<b>16</b>	<b>0</b>	<b>225</b>	<b>14.1</b>	<b>11</b>	<b>36</b>	<b>.306</b>	<b>2</b>	<b>11</b>	<b>.182</b>	<b>13</b>	<b>16</b>	<b>.813</b>	<b>1</b>	<b>18</b>	<b>19</b>	<b>1.2</b>	<b>15</b>	<b>0</b>	<b>32</b>	<b>16</b>	<b>3</b>	<b>4</b>	<b>37</b>	<b>2.3</b>



**CARTER JOSEPHS**

**14**

Freshman, Guard  
5'10" 165 lbs.  
San Antonio, Texas  
Tom C. Clark HS

**SEASON HIGHS**

- Points:
- FG Made:
- FG Atts:
- 3FG Made:
- 3FG Atts:
- FT Made:
- FT Atts:
- Rebounds:
- Assists:
- Turnovers:
- Blocks:
- Steals:
- Minutes: 1, 3x, last vs. Alabama A&M (12/15/12)

**CAREER HIGHS**

- Points:
- FG Made:
- FG Atts:
- 3FG Made:
- 3FG Atts:
- FT Made:
- FT Atts:
- Rebounds:
- Assists:
- Turnovers:
- Blocks:
- Steals:
- Minutes: 1, 3x, last vs. Alabama A&M (12/15/12)

**MISCELLANEOUS**

**JOSEPHS NOTEBOOK**

- ☛ Walk-on guard from San Antonio, Texas, who played at Tom C. Clark High School.
- ☛ Was his team's captain and defensive MVP in 2011-12, where he averaged 7.8 points, 5.2 assists, and 3.7 rebounds per game.
- ☛ Academically, he was a member of the National Honor Society and the Spanish National Honor Society, and was a National Achievement Scholar Semifinalist, and won the Clark Principal's Award from 2009-12.
- ☛ Plans to major in mechanical engineering.
- ☛ Advice to youngsters: "Work harder than everyone else."

**JOSEPHS GAME-BY-GAME (FRESHMAN)**

Opponent	M	FG-A	3P-A	FT-A	Reb	PF	A	T	B	S	PTS
N10 Nicholls State	DNP										
N16 @Oregon	1	0-0	0-0	0-0	0	0	0	0	0	0	0
N22 Davidson	DNP										
N23 Marist	DNP										
N25 UTEP	1	0-0	0-0	0-0	0	0	0	0	0	0	0
D1 Villanova	DNP										
D6 @Xavier	DNP										
D15 Alabama A&M	1	0-0	0-0	0-0	0	0	0	0	0	0	0
D17 Cornell	DNP										
D21 vs. MTSU	DNP										
D29 Butler	DNP										
J2 William & Mary	DNP										
J10 Kentucky											
J12 @Arkansas											
J15 Ole Miss											
J19 @South Carolina											
J23 Auburn											
J26 @Missouri											
J29 @Tennessee											
F2 Alabama											
F6 @LSU											
F9 Arkansas											
F13 Tennessee											
F16 Texas A&M											
F20 @Kentucky											
F23 @Mississippi St.											
F27 Georgia											
M2 @Auburn											
M6 @Florida											
M9 South Carolina											

Josephs' Overall Statistics at Vanderbilt																										
Year	GP	GS	Min	Avg	FG	FGA	Pct	3FG	3FGA	Pct	FT	FTA	Pct	Off	Def	Tot	Avg	PF	FO	Ast	TO	Blk	Stl	Pts	Avg	
2012-13	3	0	3	1.0	0	0	.000	0	0	.000	0	0	.000	0	0	0	0.0	0	0	0	0	0	0	0	0.0	
<b>TOTAL</b>	<b>3</b>	<b>0</b>	<b>3</b>	<b>1.0</b>	<b>0</b>	<b>0</b>	<b>.000</b>	<b>0</b>	<b>0</b>	<b>.000</b>	<b>0</b>	<b>0</b>	<b>.000</b>	<b>0</b>	<b>0</b>	<b>0</b>	<b>0.0</b>	<b>0</b>	<b>0</b>	<b>0</b>	<b>0</b>	<b>0</b>	<b>0</b>	<b>0</b>	<b>0.0</b>	

Josephs' SEC Statistics at Vanderbilt																										
Year	GP	GS	Min	Avg	FG	FGA	Pct	3FG	3FGA	Pct	FT	FTA	Pct	Off	Def	Tot	Avg	PF	FO	Ast	TO	Blk	Stl	Pts	Avg	
2012-13																										
<b>TOTAL</b>																										



**SHELBY MOATS**

**34** | Sophomore, Forward  
6'8" 225 lbs.  
Waconia, Minn.  
Waconia HS

**SEASON HIGHS**

**Points:** 8, 3x, last vs. Butler (12/29/12)  
**FG Made:** 3, 2x, last vs. UTEP (11/25/12)  
**FG Atts:** 7, vs. Nicholls State (11/10/12)  
**3FG Made:** 2, vs. Nicholls State (11/10/12)  
**3FG Atts:** 5, vs. Nicholls State (11/10/12)  
**FT Made:** 3, vs. Butler (12/29/12)  
**FT Atts:** 5, vs. Butler (12/29/12)  
**Rebounds:** 7, vs. Marist (11/23/12)  
**Assists:** 3, 2x, last vs. Cornell (12/17/12)  
**Turnovers:** 3, vs. Villanova (12/1/12)  
**Blocks:** 1, vs. Alabama A&M (12/15/12)  
**Steals:** 1, 5x, last vs. William & Mary (1/2/13)  
**Minutes:** 30, vs. Nicholls State (11/10/12)

**CAREER HIGHS**

**Points:** 8, 3x, last vs. Butler (12/29/12)  
**FG Made:** 3, 2x, last vs. UTEP (11/25/12)  
**FG Atts:** 7, vs. Nicholls State (11/10/12)  
**3FG Made:** 2, vs. Nicholls State (11/10/12)  
**3FG Atts:** 5, vs. Nicholls State (11/10/12)  
**FT Made:** 3, vs. Butler (12/29/12)  
**FT Atts:** 5, vs. Butler (12/29/12)  
**Rebounds:** 7, vs. Marist (11/23/12)  
**Assists:** 3, 2x, last vs. Cornell (12/17/12)  
**Turnovers:** 4, vs. Monmouth (11/25/11)  
**Blocks:** 2, at Ole Miss (2/16/12)  
**Steals:** 1, 5x, last vs. William & Mary (1/2/13)  
**Minutes:** 30, vs. Nicholls State (11/10/12)

**MOATS NOTEBOOK**

- ⊛ Played 30 minutes in first collegiate start vs. Nicholls State - scored eight points and had two rebounds.
- ⊛ Played in 16 games last season as a true freshman and averaged 0.5 points and 0.9 rebounds per game.
- ⊛ Had first two blocks of his collegiate career at Ole Miss (2/16).
- ⊛ Made first career 3-pointer vs Monmouth (11/25); also added career-high six boards vs. Monmouth.
- ⊛ Powerfully-built power forward who has excellent shooting touch from beyond-the-arc.
- ⊛ Was the valedictorian of his Waconia High School senior class in 2011.
- ⊛ Four-year varsity letterwinner in basketball, two-year captain, and a two-year letterman in football at Waconia
- ⊛ Averaged 22 points and 12 rebounds in his senior year at Waconia and ended his career with 1,772 points and 985 rebounds.
- ⊛ Plans on majoring in Economics at Vanderbilt.
- ⊛ Chose the Commodores over Washington State and Northwestern.

**MOATS GAME-BY-GAME (SOPHOMORE)**

Opponent	M	FG-A	3P-A	FT-A	Reb	PF	A	T	B	S	PTS
N10 Nicholls State	30	3-7	2-5	0-0	2	1	1	0	0	0	8
N16 @Oregon	22	0-2	0-2	0-0	2	5	1	0	0	0	0
N22 Davidson	18	0-2	0-2	0-0	2	3	1	0	0	0	0
N23 Marist	18	1-6	0-4	0-0	7	2	0	2	0	1	2
N25 UTEP	23	3-6	1-2	1-1	5	2	3	0	0	1	8
D1 Villanova	26	2-6	0-2	2-4	1	5	1	3	0	1	6
D6 @Xavier	25	1-4	1-4	0-2	5	4	1	1	0	1	3
D15 Alabama A&M	15	0-2	0-0	0-2	4	1	1	0	1	0	0
D17 Cornell	14	0-1	0-0	0-2	1	1	3	0	0	0	0
D21 vs. MTSU	16	1-2	1-1	2-2	2	1	2	1	0	1	5
D29 Butler	16	2-5	1-1	3-5	5	4	0	2	0	0	8
J2 William & Mary	8	1-1	0-0	0-0	2	4	0	1	0	1	2
J10 Kentucky											
J12 @Arkansas											
J15 Ole Miss											
J19 @South Carolina											
J23 Auburn											
J26 @Missouri											
J29 @Tennessee											
F2 Alabama											
F6 @LSU											
F9 Arkansas											
F13 Tennessee											
F16 Texas A&M											
F20 @Kentucky											
F23 @Mississippi St.											
F27 Georgia											
M2 @Auburn											
M6 @Florida											
M9 South Carolina											

Moats' Overall Statistics at Vanderbilt

Year	GP	GS	Min	Avg	FG	FGA	Pct	3FG	3FGA	Pct	FT	FTA	Pct	Off	Def	Tot	Avg	PF	FO	Ast	TO	Blk	Stl	Pts	Avg
2011-12	16	0	65	4.1	3	13	.231	2	11	.182	0	1	.000	3	12	15	0.9	8	0	5	6	3	1	8	0.5
2012-13	12	4	231	19.3	14	44	.318	6	23	.261	8	18	.444	16	22	38	3.2	33	2	14	10	1	6	42	3.5
<b>TOTAL</b>	<b>28</b>	<b>4</b>	<b>296</b>	<b>10.6</b>	<b>17</b>	<b>57</b>	<b>.298</b>	<b>8</b>	<b>34</b>	<b>.235</b>	<b>8</b>	<b>19</b>	<b>.421</b>	<b>19</b>	<b>34</b>	<b>53</b>	<b>1.9</b>	<b>41</b>	<b>2</b>	<b>19</b>	<b>16</b>	<b>4</b>	<b>7</b>	<b>50</b>	<b>1.8</b>

Moats' SEC Statistics at Vanderbilt

Year	GP	GS	Min	Avg	FG	FGA	Pct	3FG	3FGA	Pct	FT	FTA	Pct	Off	Def	Tot	Avg	PF	FO	Ast	TO	Blk	Stl	Pts	Avg
2011-12	7	0	16	2.3	0	2	.000	0	2	.000	0	0	.000	0	4	4	0.6	1	0	0	1	3	0	0	0.0
2012-13																									
<b>TOTAL</b>	<b>7</b>	<b>0</b>	<b>16</b>	<b>2.3</b>	<b>0</b>	<b>2</b>	<b>.000</b>	<b>0</b>	<b>2</b>	<b>.000</b>	<b>0</b>	<b>0</b>	<b>.000</b>	<b>0</b>	<b>4</b>	<b>4</b>	<b>0.6</b>	<b>1</b>	<b>0</b>	<b>0</b>	<b>1</b>	<b>3</b>	<b>0</b>	<b>0</b>	<b>0.0</b>



**ROD ODOM**

**O**

Junior, Forward  
6'9" 220 lbs.  
Central Islip, N.Y.  
Middlesex School (Mass.)

**SEASON HIGHS**

- Points:** 17, vs. Alabama A&M (12/15/12)
- FG Made:** 6, vs. Alabama A&M (12/15/12)
- FG Atts:** 13, 2x, last vs. Villanova (12/1/12)
- 3FG Made:** 4, vs. Alabama A&M (12/15/12)
- 3FG Atts:** 8, vs. Cornell (12/17/12)
- FT Made:** 4, 2x, last vs. UTEP (11/25/12)
- FT Atts:** 6, 2x, last vs. UTEP (11/25/12)
- Rebounds:** 7, 3x, last vs. Cornell (12/17/12)
- Assists:** 2, 3x, last vs. William & Mary (1/2/13)
- Turnovers:** 4, 2x, last at Xavier (12/6/12)
- Blocks:** 2, 2x, last vs. William & Mary (1/2/13)
- Steals:** 2, 2x, last vs. Alabama A&M (12/15/12)
- Minutes:** 34, vs. Cornell (12/17/12)

**CAREER HIGHS**

- Points:** 17, vs. Alabama A&M (12/15/12)
- FG Made:** 6, vs. Alabama A&M (12/15/12)
- FG Atts:** 13, 2x, last vs. Villanova (12/1/12)
- 3FG Made:** 4, vs. Alabama A&M (12/15/12)
- 3FG Atts:** 8, vs. Cornell (12/17/12)
- FT Made:** 4, 2x, last vs. UTEP (11/25/12)
- FT Atts:** 6, 2x, last vs. UTEP (11/25/12)
- Rebounds:** 8, vs. Oregon (11/11/11)
- Assists:** 2, 8x, last vs. William & Mary (1/2/13)
- Turnovers:** 5 vs. Belmont (12/4/10)
- Blocks:** 2, 3x, last vs. William & Mary (1/2/13)
- Steals:** 4, at Missouri (12/8/10)
- Minutes:** 34, vs. Cornell (12/17/12)

**MISCELLANEOUS**

	2012-13	Career
Double-Digit Scoring	5	11
3+ 3-Pt FG's	2	6
Starts	12	22

**ODOM NOTEBOOK**

- ⊛ Played in all 81 games in his Commodores career, will be called upon for leadership on and off the court this season.
- ⊛ Scored in double figures in five games this season, including career-high 17-point performance vs. Alabama A&M (12/17).
- ⊛ Averaged 2.4 points and 2.0 rebounds per game in 2011-12.
- ⊛ Was team's second-leading scorer in exhibition season, averaging 14.5 points per game...scored seven points and had seven rebounds in season opener vs. Nicholls State.
- ⊛ Recorded a career-high of eight rebounds vs. Oregon in 2011 (11/11/11). His previous best was seven vs. Kentucky on February 12, 2011.
- ⊛ Scored five points and had six rebounds in 27 minutes against Harvard (3/15/12).
- ⊛ Tallied six rebounds vs. LSU, his best in SEC play this season.
- ⊛ Scored in double-figures vs. Bucknell with 10 points (11/15/11)
- ⊛ Made first start of his career vs. Monmouth (11/25/11).
- ⊛ Power forward who played in all 34 games as a true freshman...Started eight games.
- ⊛ Averaged 3.9 points and 2.6 rebounds per game as a freshman.
- ⊛ Scored in double-figures in five games in 2010-11, and tallied a career-high 12 points against Arkansas (1/29/11).
- ⊛ Scored 10 points and had five rebounds off of the bench vs. Florida (3/5/11).
- ⊛ Tallied 11 points at Georgia (2/16/11), grabbed 5 rebounds, and was 3-of-5 from beyond the arc.
- ⊛ Scored five points in collegiate debut vs. Presbyterian in 2010; made his first three-point basket on Brad Tinsley's 10th assist, which capped off the school's first ever triple-double.
- ⊛ Chose the Commodores over Harvard, West Virginia, Arizona, UConn, Louisville, Boston College, Michigan, and Oklahoma State.

**ODOM GAME-BY-GAME (JUNIOR)**

Opponent	M	FG-A	3P-A	FT-A	Reb	PF	A	T	B	S	PTS
N10 Nicholls State	33	3-5	1-3	0-0	7	1	1	3	1	1	7
N16 @Oregon	24	3-13	1-6	2-2	3	4	1	4	0	1	9
N22 Davidson	31	1-7	0-5	4-6	4	0	1	1	1	0	6
N23 Marist	30	2-10	0-1	1-2	4	3	0	1	1	1	5
N25 UTEP	33	5-11	2-6	4-6	7	1	0	1	1	2	16
D1 Villanova	31	5-13	2-6	2-2	2	4	1	0	0	0	14
D6 @Xavier	31	2-5	2-4	1-4	2	5	0	4	0	0	7
D15 Alabama A&M	30	6-11	4-6	1-3	2	1	2	1	1	2	17
D17 Cornell	34	4-12	3-8	2-4	7	1	2	1	0	0	13
D21 vs. MTSU	19	2-4	0-1	1-1	2	4	0	2	0	1	5
D29 Butler	31	1-9	1-3	1-2	5	3	0	1	2	0	4
J2 William & Mary	33	4-7	1-4	3-3	5	0	2	2	2	1	12
J10 Kentucky											
J12 @Arkansas											
J15 Ole Miss											
J19 @South Carolina											
J23 Auburn											
J26 @Missouri											
J29 @Tennessee											
F2 Alabama											
F6 @LSU											
F9 Arkansas											
F13 Tennessee											
F16 Texas A&M											
F20 @Kentucky											
F23 @Mississippi St.											
F27 Georgia											
M2 @Auburn											
M6 @Florida											
M9 South Carolina											

Odom's Overall Statistics at Vanderbilt

Year	GP	GS	Min	Avg	FG	FGA	Pct	3FG	3FGA	Pct	FT	FTA	Pct	Off	Def	Tot	Avg	PF	FO	Ast	TO	Blk	Stl	Pts	Avg
2010-11	34	8	533	15.7	47	115	.409	28	75	.373	10	16	.625	35	53	88	2.6	71	1	12	38	4	15	132	3.9
2011-12	36	2	517	14.4	30	77	.390	15	40	.375	12	22	.545	25	48	73	2.0	70	0	19	20	8	7	87	2.4
2012-13	12	12	360	30.0	38	107	.355	17	53	.321	22	35	.629	16	34	50	4.2	27	1	10	21	9	9	115	9.6
<b>TOTAL</b>	<b>82</b>	<b>22</b>	<b>1410</b>	<b>17.2</b>	<b>115</b>	<b>299</b>	<b>.385</b>	<b>60</b>	<b>168</b>	<b>.357</b>	<b>44</b>	<b>73</b>	<b>.603</b>	<b>76</b>	<b>135</b>	<b>211</b>	<b>2.6</b>	<b>168</b>	<b>2</b>	<b>41</b>	<b>79</b>	<b>21</b>	<b>31</b>	<b>334</b>	<b>4.1</b>

Odom's SEC Statistics at Vanderbilt

Year	GP	GS	Min	Avg	FG	FGA	Pct	3pt	3ptA	Pct	FT	FTA	Pct	Off	Def	Tot	Avg	PF	FO	Ast	TO	Blk	Stl	Pts	Avg	
2010-11	16	4	268	16.8	24	51	.471	13	32	.406	4	6	.667	15	25	40	2.5	37	1	6	20	0	6	65	4.1	
2011-12	16	0	205	12.8	9	25	.360	6	15	.400	8	13	.615	6	21	27	1.7	24	0	13	7	3	2	32	2.0	
2012-13																										
<b>TOTAL</b>	<b>32</b>	<b>4</b>	<b>473</b>	<b>14.8</b>	<b>33</b>	<b>76</b>	<b>.434</b>	<b>19</b>	<b>47</b>	<b>.404</b>	<b>12</b>	<b>19</b>	<b>.632</b>	<b>21</b>	<b>46</b>	<b>67</b>	<b>2.1</b>	<b>61</b>	<b>1</b>	<b>19</b>	<b>27</b>	<b>3</b>	<b>8</b>	<b>97</b>	<b>3.0</b>	



**DAI-JON PARKER**

**24** Freshman, Guard  
6'3" 190 lbs.  
Baton Rouge, La.  
Milton HS (Ga.)

**SEASON HIGHS**

- Points:** 5, vs. Butler (12/29/12)
- FG Made:** 2, vs. Butler (12/29/12)
- FG Atts:** 5, 2x, last vs. William & Mary (1/2/13)
- 3FG Made:** 1, 2x, last vs. William & Mary (1/2/13)
- 3FG Atts:** 3, vs. William & Mary (1/2/13)
- FT Made:** 1, vs. William & Mary (1/2/13)
- FT Atts:** 2, vs. William & Mary (1/2/13)
- Rebounds:** 3, 2x, last vs. William & Mary (1/2/13)
- Assists:** 2, vs. William & Mary (1/2/13)
- Turnovers:** 2, vs. William & Mary (1/2/13)
- Blocks:** 3, vs. William & Mary (1/2/13)
- Steals:** 2, 2x, last vs. William & Mary (1/2/13)
- Minutes:** 28, vs. Cornell (12/17/12)

**CAREER HIGHS**

- Points:** 10, vs. Monmouth (11/25/11)
- FG Made:** 4, vs. Monmouth (11/25/11)
- FG Atts:** 10, vs. Bucknell (11/15/11)
- 3FG Made:** 2, 2x, last vs. Auburn (1/7/12)
- 3FG Atts:** 7, vs. Bucknell (11/15/11)
- FT Made:** 4, vs. Georgia (1/14/12)
- FT Atts:** 4, vs. Georgia (1/14/12)
- Rebounds:** 5, vs. Georgia (1/14/12)
- Assists:** 3, vs. Monmouth (11/25/11)
- Turnovers:** 2, 5x, last vs. William & Mary (1/2/13)
- Blocks:** 3, vs. William & Mary (1/2/13)
- Steals:** 2, 4x, last vs. William & Mary (1/2/13)
- Minutes:** 28, vs. Cornell (12/17/12)

**PARKER NOTEBOOK**

- ⊕ Played in all 36 games as a true freshman, and averaged 1.7 points and 1.0 rebounds per game.
- ⊕ Returned from an eight-game suspension against Cornell (12/17), and played a career-high 28 minutes.
- ⊕ Played nine minutes in collegiate debut vs. Oregon (11/11/11).
- ⊕ Tied a career high with two made threes against Auburn (1/7/12).
- ⊕ Had career high four free throws made and five rebounds vs. Georgia (1/14/12).
- ⊕ Scored career-high 10 points vs. Monmouth (11/25/11), his first double-digit scoring game.
- ⊕ Athletic shooting guard whose Milton High School team in Alpharetta, Ga., had three other Division I players in the starting five.
- ⊕ Standout three-sport athlete in high school.
- ⊕ Averaged 14 points, six rebounds, five assists, two blocks and two steals in his senior season at Milton.
- ⊕ His 2010 Milton team captured the Class 5A state championship, and the 2011 team won the regional championship.
- ⊕ Milton teammates Shannon Scott (Ohio State), Julian Royal (Georgia Tech), and Jordan Loyd (Furman) all signed to play Division I basketball.
- ⊕ Advice to youngsters: "Get the grades, basketball isn't going anywhere."

**PARKER GAME-BY-GAME (SOPHOMORE)**

Opponent	M	FG-A	3P-A	FT-A	Reb	PF	A	T	B	S	PTS
N10 Nicholls State	DNP										
N16 @Oregon	DNP										
N22 Davidson	DNP										
N23 Marist	DNP										
N25 UTEP	DNP										
D1 Villanova	DNP										
D6 @Xavier	DNP										
D15 Alabama A&M	DNP										
D17 Cornell	28	1-3	0-2	0-0	3	2	1	1	0	0	2
D21 vs. MTSU	22	0-2	0-1	0-0	2	1	1	0	0	2	0
D29 Butler	21	2-5	1-2	0-0	3	1	0	1	0	0	5
J2 William & Mary	27	1-5	1-3	1-2	3	0	2	2	3	2	4
J10 Kentucky											
J12 @Arkansas											
J15 Ole Miss											
J19 @South Carolina											
J23 Auburn											
J26 @Missouri											
J29 @Tennessee											
F2 Alabama											
F6 @LSU											
F9 Arkansas											
F13 Tennessee											
F16 Texas A&M											
F20 @Kentucky											
F23 @Mississippi St.											
F27 Georgia											
M2 @Auburn											
M6 @Florida											
M9 South Carolina											

Parker's Overall Statistics at Vanderbilt

Year	GP	GS	Min	Avg	FG	FGA	Pct	3FG	3FGA	Pct	FT	FTA	Pct	Off	Def	Tot	Avg	PF	FO	Ast	TO	Blk	Stl	Pts	Avg
2011-12	36	0	398	11.1	22	71	.310	11	44	.250	6	9	.667	5	30	35	1.0	28	0	25	17	6	9	61	1.7
2012-13	4	0	98	24.5	4	15	.267	2	8	.250	1	2	.500	2	8	10	2.5	4	0	4	3	3	4	11	2.8
<b>TOTAL</b>	<b>40</b>	<b>0</b>	<b>496</b>	<b>12.4</b>	<b>26</b>	<b>86</b>	<b>.302</b>	<b>13</b>	<b>52</b>	<b>.250</b>	<b>7</b>	<b>11</b>	<b>.636</b>	<b>7</b>	<b>38</b>	<b>45</b>	<b>1.1</b>	<b>32</b>	<b>0</b>	<b>29</b>	<b>20</b>	<b>9</b>	<b>13</b>	<b>72</b>	<b>1.8</b>

Parker's SEC Statistics at Vanderbilt

Year	GP	GS	Min	Avg	FG	FGA	Pct	3FG	3FGA	Pct	FT	FTA	Pct	Off	Def	Tot	Avg	PF	FO	Ast	TO	Blk	Stl	Pts	Avg
2011-12	16	0	171	10.7	10	23	.435	6	16	.375	4	5	.800	1	18	19	1.2	16	0	9	8	0	2	30	1.9
2012-13																									
<b>TOTAL</b>	<b>16</b>	<b>0</b>	<b>171</b>	<b>10.7</b>	<b>10</b>	<b>23</b>	<b>.435</b>	<b>6</b>	<b>16</b>	<b>.375</b>	<b>4</b>	<b>5</b>	<b>.800</b>	<b>1</b>	<b>18</b>	<b>19</b>	<b>1.2</b>	<b>16</b>	<b>0</b>	<b>9</b>	<b>8</b>	<b>0</b>	<b>2</b>	<b>30</b>	<b>1.9</b>



**JAMES SIAKAM**

**35**

RS Freshman, Forward  
6'7" 210 lbs.  
Douala, Cameroon  
Brehm Prep (Ill.)

**SEASON HIGHS**

**Points:** 8, vs. Marist (11/23/12)  
**FG Made:** 3, vs. Marist (11/23/12)  
**FG Atts:** 5, vs. Marist (11/23/12)  
**3FG Made:**  
**3FG Atts:**  
**FT Made:** 2, 3x, last vs. UTEP (11/25/12)  
**FT Atts:** 4, vs. Marist (11/23/12)  
**Rebounds:** 8, vs. Marist (11/23/12)  
**Assists:** 1, 4x, last vs. MTSU (12/21/12)  
**Turnovers:** 3, vs. Marist (11/23/12)  
**Blocks:** 2, vs. MTSU (12/21/12)  
**Steals:** 2, vs. Marist (11/23/12)  
**Minutes:** 20, vs. MTSU (12/21/12)

**CAREER HIGHS**

**Points:** 8, vs. Marist (11/23/12)  
**FG Made:** 3, vs. Marist (11/23/12)  
**FG Atts:** 5, vs. Marist (11/23/12)  
**3FG Made:**  
**3FG Atts:**  
**FT Made:** 2, 3x, last vs. UTEP (11/25/12)  
**FT Atts:** 4, vs. Marist (11/23/12)  
**Rebounds:** 8, vs. Marist (11/23/12)  
**Assists:** 1, 4x, last vs. MTSU (12/21/12)  
**Turnovers:** 3, vs. Marist (11/23/12)  
**Blocks:** 2, vs. MTSU (12/21/12)  
**Steals:** 2, vs. Marist (11/23/12)  
**Minutes:** 20, vs. MTSU (12/21/12)

**SIKAM NOTEBOOK**

- ✪ Played in all 12 games this season.
- ✪ Scored career high eight points and grabbed career high eight rebounds vs. Marist (11/23).
- ✪ Was a dominant force around the basket vs. St. Xavier in an exhibition game, posting a 22-point, 17-rebound effort - both would have been career highs. He had 11 offensive rebounds, and had a double-double before the first half was complete. Averaged 11 points and 12 rebounds in the two exhibition contests.
- ✪ Played in 13 games in 2011-12, and averaged 0.5 points and 0.2 rebounds per game.
- ✪ Appeared in first game of his college career against Cleveland St. (11/13/11); scored first point of career against Bucknell (11/15/11).
- ✪ Tallied his first collegiate field goal against LSU (2/9/12).
- ✪ Redshirted in 2010-11.
- ✪ Averaged 18 points, 10 rebounds, and five blocks per game for his Brehm (Ill.) Prep team.
- ✪ Chose the Commodores over Southern Illinois, Marquette, Illinois, Florida, Virginia, and UCLA.
- ✪ Advice to youngsters: "Work hard for whatever you want because nothing is free. Stay humble, and above all, put God first in any of your endeavors."

**SIKAM GAME-BY-GAME (RS-SOPHOMORE)**

Opponent	M	FG-A	3P-A	FT-A	Reb	PF	A	T	B	S	PTS
N10 Nicholls State	9	1-1	0-0	2-2	1	4	1	0	0	0	4
N16 @Oregon	13	0-1	0-0	0-2	0	0	0	0	0	0	0
N22 Davidson	11	2-2	0-0	0-0	0	1	0	1	0	0	4
N23 Marist	19	3-5	0-0	2-4	8	2	0	3	1	2	8
N25 UTEP	11	0-2	0-0	2-2	4	3	0	1	0	1	2
D1 Villanova	11	0-0	0-0	0-0	1	1	0	0	0	0	0
D6 @Xavier	14	0-0	0-0	1-2	2	3	0	1	0	0	1
D15 Alabama A&M	9	1-1	0-0	1-2	2	2	1	0	0	0	3
D17 Cornell	6	0-0	0-0	0-0	2	0	1	1	1	1	0
D21 vs. MTSU	20	0-0	0-0	0-0	1	3	1	1	2	0	0
D29 Butler	9	0-2	0-0	0-0	2	0	0	2	0	0	0
J2 William & Mary	2	0-0	0-0	0-0	1	0	0	0	0	0	0
J10 Kentucky											
J12 @Arkansas											
J15 Ole Miss											
J19 @South Carolina											
J23 Auburn											
J26 @Missouri											
J29 @Tennessee											
F2 Alabama											
F6 @LSU											
F9 Arkansas											
F13 Tennessee											
F16 Texas A&M											
F20 @Kentucky											
F23 @Mississippi St.											
F27 Georgia											
M2 @Auburn											
M6 @Florida											
M9 South Carolina											

Siakam's Overall Statistics at Vanderbilt

Year	GP	GS	Min	Avg	FG	FGA	Pct	3FG	3FGA	Pct	FT	FTA	Pct	Off	Def	Tot	Avg	PF	FO	Ast	TO	Blk	Stl	Pts	Avg
2011-12	13	0	25	1.9	2	5	.400	0	0	.000	2	4	.500	1	1	2	0.2	3	0	0	1	1	0	6	0.5
2012-13	12	0	134	11.2	7	14	.500	0	0	.000	8	14	.571	14	10	24	2.0	19	0	4	10	4	4	22	1.8
<b>TOTAL</b>	<b>25</b>	<b>0</b>	<b>159</b>	<b>6.4</b>	<b>9</b>	<b>19</b>	<b>.474</b>	<b>0</b>	<b>0</b>	<b>.000</b>	<b>10</b>	<b>18</b>	<b>.556</b>	<b>15</b>	<b>11</b>	<b>26</b>	<b>1.0</b>	<b>22</b>	<b>0</b>	<b>4</b>	<b>11</b>	<b>5</b>	<b>4</b>	<b>28</b>	<b>1.1</b>

Siakam's SEC Statistics at Vanderbilt

Year	GP	GS	Min	Avg	FG	FGA	Pct	3FG	3FGA	Pct	FT	FTA	Pct	Off	Def	Tot	Avg	PF	FO	Ast	TO	Blk	Stl	Pts	Avg
2011-12	6	0	9	1.5	2	2	1.000	0	0	.000	0	0	.000	1	1	2	0.3	3	0	0	0	0	0	4	0.7
2012-13																									
<b>TOTAL</b>	<b>6</b>	<b>0</b>	<b>9</b>	<b>1.5</b>	<b>2</b>	<b>2</b>	<b>1.000</b>	<b>0</b>	<b>0</b>	<b>.000</b>	<b>0</b>	<b>0</b>	<b>.000</b>	<b>1</b>	<b>1</b>	<b>2</b>	<b>0.3</b>	<b>3</b>	<b>0</b>	<b>0</b>	<b>0</b>	<b>0</b>	<b>0</b>	<b>4</b>	<b>0.7</b>



**NATHAN WATKINS**

**10** Freshman, Guard  
6'5" 190 lbs.  
Brentwood, Tenn.  
Ensworth School

**SEASON HIGHS**

**Points:**  
**FG Made:**  
**FG Atts:**  
**3FG Made:**  
**3FG Atts:**  
**FT Made:**  
**FT Atts:**  
**Rebounds:** 1, vs. Alabama A&M (12/15/12)  
**Assists:**  
**Turnovers:** 2, vs. Alabama A&M (12/15/12)  
**Blocks:**  
**Steals:**  
**Minutes:** 1, 2x, last vs. Alabama A&M (12/15/12)

**CAREER HIGHS**

**Points:**  
**FG Made:**  
**FG Atts:**  
**3FG Made:**  
**3FG Atts:**  
**FT Made:**  
**FT Atts:**  
**Rebounds:** 1, vs. Alabama A&M (12/15/12)  
**Assists:**  
**Turnovers:** 2, vs. Alabama A&M (12/15/12)  
**Blocks:**  
**Steals:**  
**Minutes:** 1, 2x, last vs. Alabama A&M (12/15/12)

**MISCELLANEOUS**

**WATKINS NOTEBOOK**

- ☛ Walk-on guard from Brentwood, Tenn., who played at Ensworth School in Nashville.
- ☛ Averaged 13 points and five rebounds in his senior season at Ensworth, where he was team captain.
- ☛ In his junior and senior years, he was a part of two state and regional championship teams, and his Ensworth squad claimed the 2012 Naples Daily News Tournament Championship.
- ☛ Individually, he was named to the TSSAA State All-Tournament team and the Tennessee Prep Hoops All-Region team in his senior season, while also being named a finalist for the Moss-Oliver Award, an award the Nashville City Civitan Club presents annually to a girl and boy basketball player from a Nashville high school who excels in athletics, academics, school activities and community involvement.
- ☛ Undecided on major at Vanderbilt.
- ☛ Advice to youngsters: "Never be satisfied with where you're at."

**WATKINS GAME-BY-GAME (FRESHMAN)**

Opponent	M	FG-A	3P-A	FT-A	Reb	PF	A	T	B	S	PTS
N10 Nicholls State	DNP										
N16 @Oregon	DNP										
N22 Davidson	DNP										
N23 Marist	DNP										
N25 UTEP	1	0-0	0-0	0-0	0	0	0	0	0	0	0
D1 Villanova	DNP										
D6 @Xavier	DNP										
D15 Alabama A&M	1	0-0	0-0	0-0	1	0	0	2	0	0	0
D17 Cornell	DNP										
D21 vs. MTSU	DNP										
D29 Butler	DNP										
J2 William & Mary	DNP										
J10 Kentucky											
J12 @Arkansas											
J15 Ole Miss											
J19 @South Carolina											
J23 Auburn											
J26 @Missouri											
J29 @Tennessee											
F2 Alabama											
F6 @LSU											
F9 Arkansas											
F13 Tennessee											
F16 Texas A&M											
F20 @Kentucky											
F23 @Mississippi St.											
F27 Georgia											
M2 @Auburn											
M6 @Florida											
M9 South Carolina											

Watkins' Overall Statistics at Vanderbilt

Year	GP	GS	Min	Avg	FG	FGA	Pct	3FG	3FGA	Pct	FT	FTA	Pct	Off	Def	Tot	Avg	PF	FO	Ast	TO	Blk	Stl	Pts	Avg
2012-13	2	0	2	1.0	0	0	.000	0	0	.000	0	0	.000	0	1	1	0.5	0	0	0	2	0	0	0	0.0
<b>TOTAL</b>	<b>2</b>	<b>0</b>	<b>2</b>	<b>1.0</b>	<b>0</b>	<b>0</b>	<b>.000</b>	<b>0</b>	<b>0</b>	<b>.000</b>	<b>0</b>	<b>0</b>	<b>.000</b>	<b>0</b>	<b>1</b>	<b>1</b>	<b>0.5</b>	<b>0</b>	<b>0</b>	<b>0</b>	<b>2</b>	<b>0</b>	<b>0</b>	<b>0</b>	<b>0.0</b>

Watkins' SEC Statistics at Vanderbilt

Year	GP	GS	Min	Avg	FG	FGA	Pct	3FG	3FGA	Pct	FT	FTA	Pct	Off	Def	Tot	Avg	PF	FO	Ast	TO	Blk	Stl	Pts	Avg
2012-13																									



**2012-13 Vanderbilt Basketball**  
**Vanderbilt Combined Team Statistics (as of Jan 08, 2013)**  
**All games**



<b>RECORD:</b>	<b>OVERALL</b>	<b>HOME</b>	<b>AWAY</b>	<b>NEUTRAL</b>
ALL GAMES	6-6	4-3	1-1	1-2
CONFERENCE	0-0	0-0	0-0	0-0
NON-CONFERENCE	6-6	4-3	1-1	1-2

#	Player	gp-gs	min	avg	Total		3-Point		F-Throw		Rebounds				pf	dq	a	to	blk	stl	pts	avg
					fg-fga	fg%	3fg-fga	3fg%	ft-fa	ft%	off	def	tot	avg								
02	JOHNSON, Kedren	12-12	402	33.5	72-153	.471	27-69	.391	28-47	.596	6	41	47	3.9	27	0	32	38	6	19	199	16.6
11	FULLER, Kyle	12-12	406	33.8	50-121	.413	12-47	.255	31-47	.660	2	33	35	2.9	18	0	31	23	2	12	143	11.9
00	ODOM, Rod	12-12	360	30.0	38-107	.355	17-53	.321	22-35	.629	16	34	50	4.2	27	1	10	21	9	9	115	9.6
15	BRIGHT, Kevin	12-12	357	29.8	27-60	.450	17-33	.515	8-15	.533	12	65	77	6.4	17	0	16	21	3	5	79	6.6
40	HENDERSON, Josh	12-8	252	21.0	23-52	.442	0-0	.000	10-20	.500	19	19	38	3.2	28	0	15	16	8	10	56	4.7
21	JETER, Sheldon	12-0	166	13.8	19-37	.514	8-16	.500	1-4	.250	7	23	30	2.5	20	0	4	9	6	8	47	3.9
34	MOATS, Shelby	12-4	231	19.3	14-44	.318	6-23	.261	8-18	.444	16	22	38	3.2	33	2	14	10	1	6	42	3.5
24	PARKER, Dai-Jon	4-0	98	24.5	4-15	.267	2-8	.250	1-2	.500	2	8	10	2.5	4	0	4	3	3	4	11	2.8
35	SIKAM, James	12-0	134	11.2	7-14	.500	0-0	.000	8-14	.571	14	10	24	2.0	19	0	4	10	4	4	22	1.8
20	ASTROTH, A.J.	3-0	11	3.7	1-3	.333	0-1	.000	0-0	.000	0	1	1	0.3	0	0	1	0	0	0	2	0.7
10	WATKINS, Nathan	2-0	2	1.0	0-0	.000	0-0	.000	0-0	.000	0	1	1	0.5	0	0	0	2	0	0	0	0.0
33	KEHRIS, Andris	1-0	1	1.0	0-0	.000	0-0	.000	0-0	.000	0	1	1	1.0	1	0	0	0	0	0	0	0.0
14	JOSEPHS, Carter	3-0	3	1.0	0-0	.000	0-0	.000	0-0	.000	0	0	0	0.0	0	0	0	0	0	0	0	0.0
05	GENDELMAN, Alex	2-0	2	1.0	0-1	.000	0-1	.000	0-0	.000	0	0	0	0.0	0	0	0	0	0	0	0	0.0
Team											16	11	27		2		2					
Total.....		12	2425		255-607	.420	89-251	.355	117-202	.579	110	269	379	31.6	196	3	131	155	42	77	716	59.7
Opponents.....		12	2425		252-612	.412	71-226	.314	139-198	.702	122	285	407	33.9	200	-	133	160	29	64	714	59.5

<b>TEAM STATISTICS</b>	<b>VU</b>	<b>OPP</b>	<b>Date</b>	<b>Opponent</b>	<b>Score</b>	<b>Att.</b>
SCORING	716	714	11/10/12	NICHOLLS STATE	w 80-65	7655
Points per game	59.7	59.5	11/16/12	at Oregon	L 48-74	9137
Scoring margin	+0.2	-	11/22/12	vs Davidson	L 62-75	3423
FIELD GOALS-ATT	255-607	252-612	11/23/12	vs MARIST	L 33-50	2927
Field goal pct	.420	.412	11/25/12	vs UTEP	w 73-49	1080
3 POINT FG-ATT	89-251	71-226	12/1/12	VILLANOVA	L 52-62	9365
3-point FG pct	.355	.314	12/6/12	at Xavier	Wot 66-64	10011
3-pt FG made per game	7.4	5.9	12/15/12	ALABAMA A&M	w 71-46	9880
FREE THROWS-ATT	117-202	139-198	12/17/12	CORNELL	w 66-55	9716
Free throw pct	.579	.702	12/21/12	MIDDLE TENNESSEE	L 52-56	8307
F-Throws made per game	9.8	11.6	12/29/12	BUTLER	L 49-68	11990
REBOUNDS	379	407	01/02/13	WILLIAM & MARY	w 64-50	9965
Rebounds per game	31.6	33.9				
Rebounding margin	-2.3	-				
ASSISTS	131	133				
Assists per game	10.9	11.1				
TURNOVERS	155	160				
Turnovers per game	12.9	13.3				
Turnover margin	+0.4	-				
Assist/turnover ratio	0.8	0.8				
STEALS	77	64				
Steals per game	6.4	5.3				
BLOCKS	42	29				
Blocks per game	3.5	2.4				
ATTENDANCE	66878	26578				
Home games-Avg/Game	7-9554	2-9574				
Neutral site-Avg/Game	-	3-2477				

\* - Conference game

<b>Score by Periods</b>	<b>1st</b>	<b>2nd</b>	<b>OT</b>	<b>Totals</b>
Vanderbilt	319	385	12	716
Opponents	327	377	10	714



2012-13 Vanderbilt Basketball  
 Vanderbilt Team Game-by-Game (as of Jan 08, 2013)  
 All games



TEAM STATISTICS

Opponent	Date	Score	W	Total		3-Pointers		Free throws		Rebounds				pf	a	t/o	blk	stl	pts	avg
				fg-fga	pct	3fg-fga	pct	ft-fa	pct	off	def	tot	avg							
NICHOLLS STATE	11/10/12	80-65	W	28-57	.491	12-26	.462	12-18	.667	8	27	35	35.0	14	17	10	2	4	80	80.0
at Oregon	11/16/12	48-74	L	16-47	.340	4-21	.190	12-20	.600	8	21	29	32.0	19	9	18	0	4	48	64.0
vs Davidson	11/22/12	62-75	L	25-56	.446	6-18	.333	6-8	.750	9	20	29	31.0	15	6	12	3	1	62	63.3
vs MARIST	11/23/12	33-50	L	14-61	.230	2-20	.100	3-6	.500	16	27	43	34.0	15	4	13	3	9	33	55.8
vs UTEP	11/25/12	73-49	W	25-49	.510	9-19	.474	14-19	.737	7	18	25	32.2	18	10	12	1	15	73	59.2
VILLANOVA	12/1/12	52-62	L	17-46	.370	9-26	.346	9-14	.643	4	24	28	31.5	18	12	13	2	5	52	58.0
at Xavier	12/6/12	66-64	Wot	22-49	.449	9-27	.333	13-25	.520	11	20	31	31.4	19	11	13	5	8	66	59.1
ALABAMA A&M	12/15/12	71-46	W	26-51	.510	10-21	.476	9-19	.474	14	23	37	32.1	17	17	10	3	7	71	60.6
CORNELL	12/17/12	66-55	W	23-45	.511	10-20	.500	10-19	.526	5	32	37	32.7	16	16	15	8	4	66	61.2
MIDDLE TENNESSEE	12/21/12	52-56	L	18-42	.429	3-12	.250	13-19	.684	7	18	25	31.9	17	8	18	2	10	52	60.3
BUTLER	12/29/12	49-68	L	17-51	.333	7-17	.412	8-19	.421	9	18	27	31.5	16	7	9	3	3	49	59.3
WILLIAM & MARY	01/02/13	64-50	W	24-53	.453	8-24	.333	8-16	.500	12	21	33	31.6	12	14	12	10	7	64	59.7
Vanderbilt		716		255-607	.420	89-251	.355	117-202	.579	110	269	379	31.6	196	131	155	42	77	716	59.7
Opponents		714		252-612	.412	71-226	.314	139-198	.702	122	285	407	33.9	200	133	160	29	64	714	59.5

Games played: 12  
 Points/game: 59.7  
 FG Pct: 42.0  
 3FG Pct: 35.5  
 FT Pct: 57.9

Rebounds/game: 31.6  
 Assists/game: 10.9  
 Turnovers/game: 12.9  
 Assist/turnover ratio: 0.8  
 Steals/game: 6.4  
 Blocks/game: 3.5



2012-13 Vanderbilt Basketball  
 Vanderbilt Opponent Game-by-Game (as of Jan 08, 2013)  
 All games



OPPONENT STATISTICS

Opponent	Date	Score		Total		3-Pointers		Free throws		Rebounds				pf	a	t/o	blk	stl	pts	avg
				fg-fga	pct	3fg-fga	pct	ft-fta	pct	off	def	tot	avg							
NICHOLLS STATE	11/10/12	80-65	W	25-58	.431	7-21	.333	8-11	.727	7	23	30	30.0	18	11	12	3	2	65	65.0
at Oregon	11/16/12	48-74	L	25-55	.455	6-22	.273	18-22	.818	8	27	35	32.5	23	16	13	2	9	74	69.5
vs Davidson	11/22/12	62-75	L	29-58	.500	9-21	.429	8-10	.800	10	22	32	32.3	11	14	9	2	4	75	71.3
vs MARIST	11/23/12	33-50	L	18-49	.367	9-23	.391	5-13	.385	10	33	43	35.0	10	9	14	3	6	50	66.0
vs UTEP	11/25/12	73-49	W	17-39	.436	4-13	.308	11-15	.733	5	19	24	32.8	15	11	20	3	2	49	62.6
VILLANOVA	12/1/12	52-62	L	19-46	.413	6-15	.400	18-25	.720	8	26	34	33.0	15	9	13	3	6	62	62.5
at Xavier	12/6/12	66-64	Wot	25-55	.455	5-20	.250	9-17	.529	13	20	33	33.0	22	14	11	0	7	64	62.7
ALABAMA A&M	12/15/12	71-46	W	15-46	.326	4-17	.235	12-17	.706	11	18	29	32.5	15	7	13	0	4	46	60.6
CORNELL	12/17/12	66-55	W	18-60	.300	5-28	.179	14-19	.737	13	23	36	32.9	17	9	9	5	4	55	60.0
MIDDLE TENNESSEE	12/21/12	52-56	L	21-48	.438	3-8	.375	11-16	.688	14	20	34	33.0	22	10	20	3	10	56	59.6
BUTLER	12/29/12	49-68	L	24-51	.471	8-20	.400	12-17	.706	11	31	42	33.8	18	13	12	2	5	68	60.4
WILLIAM & MARY	01/02/13	64-50	W	16-47	.340	5-18	.278	13-16	.813	12	23	35	33.9	14	10	14	3	5	50	59.5
Opponents		714		252-612	.412	71-226	.314	139-198	.702	122	285	407	33.9	200	133	160	29	64	714	59.5
Vanderbilt		716		255-607	.420	89-251	.355	117-202	.579	110	269	379	31.6	196	131	155	42	77	716	59.7

Games played: 12  
 Points/game: 59.5  
 FG Pct: 41.2  
 3FG Pct: 31.4  
 FT Pct: 70.2

Rebounds/game: 33.9  
 Assists/game: 11.1  
 Turnovers/game: 13.3  
 Assist/turnover ratio: 0.8  
 Steals/game: 5.3  
 Blocks/game: 2.4



2012-13 Vanderbilt Basketball  
 Vanderbilt Points-Rebounds-Assists (as of Jan 08, 2013)  
 All games



Opponent	Date	Score		00	02	05	10	11	14	15
				ODOM,ROD	JOHNSON,KE	GENDELMAN,	WATKINS,NA	FULLER,KYL	JOSEPHS,CA	BRIGHT,KEV
NICHOLLS STATE	11/10/12	80-65	w	7-7-1	25-6-6	DNP	DNP	15-3-6	DNP	15-8-1
at Oregon	11/16/12	48-74	L	9-3-1	14-4-3	DNP	DNP	17-1-1	0-0-0	5-8-1
vs Davidson	11/22/12	62-75	L	6-4-1	28-3-1	DNP	DNP	14-6-1	DNP	0-4-2
vs MARIST	11/23/12	33-50	L	5-4-0	4-8-3	DNP	DNP	4-0-1	DNP	3-8-0
vs UTEP	11/25/12	73-49	w	16-7-0	17-2-0	0-0-0	0-0-0	14-2-5	0-0-0	6-3-1
VILLANOVA	12/1/12	52-62	L	14-2-1	12-5-4	DNP	DNP	4-3-2	DNP	12-12-4
at Xavier	12/6/12	66-64	w	7-2-0	19-4-3	DNP	DNP	25-4-5	DNP	11-10-0
ALABAMA A&M	12/15/12	71-46	w	17-2-2	19-4-3	0-0-0	0-1-0	7-2-3	0-0-0	5-8-3
CORNELL	12/17/12	66-55	w	13-7-2	15-4-1	DNP	DNP	17-6-3	DNP	8-5-3
MIDDLE TENNESSEE	12/21/12	52-56	L	5-2-0	25-2-2	DNP	DNP	8-2-0	DNP	4-6-0
BUTLER	12/29/12	49-68	L	4-5-0	9-2-4	DNP	DNP	10-2-0	DNP	3-2-0
WILLIAM & MARY	01/02/13	64-50	w	12-5-2	12-3-2	DNP	DNP	8-4-4	DNP	7-3-1

Opponent	Date	Score		20	21	24	33	34	35	40
				ASTROTH,AJ	JETER,SHEL	PARKER,DAI	KEHRIS,AND	MOATS,SHEL	SIKAM,JAM	HENDERSON,
NICHOLLS STATE	11/10/12	80-65	w	DNP	3-3-1	DNP	DNP	8-2-1	4-1-1	3-2-0
at Oregon	11/16/12	48-74	L	0-0-0	0-5-0	DNP	DNP	0-2-1	0-0-0	3-5-2
vs Davidson	11/22/12	62-75	L	DNP	6-4-0	DNP	DNP	0-2-1	4-0-0	4-3-0
vs MARIST	11/23/12	33-50	L	DNP	3-2-0	DNP	DNP	2-7-0	8-8-0	4-4-0
vs UTEP	11/25/12	73-49	w	DNP	5-1-1	DNP	DNP	8-5-3	2-4-0	5-1-0
VILLANOVA	12/1/12	52-62	L	DNP	3-0-0	DNP	DNP	6-1-1	0-1-0	1-3-0
at Xavier	12/6/12	66-64	w	DNP	0-1-0	DNP	DNP	3-5-1	1-2-0	0-1-2
ALABAMA A&M	12/15/12	71-46	w	2-1-1	5-6-1	DNP	0-1-0	0-4-1	3-2-1	13-4-2
CORNELL	12/17/12	66-55	w	DNP	0-1-0	2-3-1	DNP	0-1-3	0-2-1	11-5-2
MIDDLE TENNESSEE	12/21/12	52-56	L	DNP	3-2-0	0-2-1	DNP	5-2-2	0-1-1	2-2-2
BUTLER	12/29/12	49-68	L	0-0-0	5-3-1	5-2-0	DNP	8-5-0	0-2-0	5-1-2
WILLIAM & MARY	01/02/13	64-50	w	DNP	14-2-0	4-3-2	DNP	2-2-0	0-1-0	5-7-3



2012-13 Vanderbilt Basketball  
Vanderbilt Team High/Low Analysis (as of Jan 08, 2013)  
All games



Vanderbilt - TEAM GAME HIGHS

POINTS	80		NICHOLLS STATE (11/10/12)
	73		vs UTEP (11/25/12)
	71		ALABAMA A&M (12/15/12)
	66		CORNELL (12/17/12)
	66		at Xavier (12/6/12)
FIELD GOALS MADE	28		NICHOLLS STATE (11/10/12)
	26		ALABAMA A&M (12/15/12)
FIELD GOAL ATTEMPTS	61		vs MARIST (11/23/12)
	57		NICHOLLS STATE (11/10/12)
FIELD GOAL PERCENTAGE	.511	(23-45)	CORNELL (12/17/12)
	.510	(25-49)	vs UTEP (11/25/12)
3 PT FIELD GOALS MADE	12		NICHOLLS STATE (11/10/12)
	10		CORNELL (12/17/12)
	10		ALABAMA A&M (12/15/12)
3 PT FG ATTEMPTS	27		at Xavier (12/6/12)
	26		VILLANOVA (12/1/12)
	26		NICHOLLS STATE (11/10/12)
3 PT FG PERCENTAGE	.500	(10-20)	CORNELL (12/17/12)
	.476	(10-21)	ALABAMA A&M (12/15/12)
FREE THROWS MADE	14		vs UTEP (11/25/12)
	13		MIDDLE TENNESSEE (12/21/12)
	13		at Xavier (12/6/12)
FREE THROW ATTEMPTS	25		at Xavier (12/6/12)
	20		at Oregon (11/16/12)
FREE THROW PERCENTAGE	.750	(6-8)	vs Davidson (11/22/12)
	.737	(14-19)	vs UTEP (11/25/12)
REBOUNDS	43		vs MARIST (11/23/12)
	37		CORNELL (12/17/12)
	37		ALABAMA A&M (12/15/12)
ASSISTS	17		ALABAMA A&M (12/15/12)
	17		NICHOLLS STATE (11/10/12)
STEALS	15		vs UTEP (11/25/12)
	10		MIDDLE TENNESSEE (12/21/12)
BLOCKED SHOTS	10		WILLIAM & MARY (01/02/13)
	8		CORNELL (12/17/12)
TURNOVERS	18		MIDDLE TENNESSEE (12/21/12)
	18		at Oregon (11/16/12)
FOULS	19		at Xavier (12/6/12)
	19		at Oregon (11/16/12)



2012-13 Vanderbilt Basketball  
 Vanderbilt High/Low Analysis (as of Jan 08, 2013)  
 All games



Opponent - GAME HIGHS

POINTS	75		vs Davidson (11/22/12)
	74		at Oregon (11/16/12)
	68		BUTLER (12/29/12)
	65		NICHOLLS STATE (11/10/12)
	64		at Xavier (12/6/12)
FIELD GOALS MADE	29		vs Davidson (11/22/12)
	25		at Xavier (12/6/12)
	25		at Oregon (11/16/12)
	25		NICHOLLS STATE (11/10/12)
FIELD GOAL ATTEMPTS	60		CORNELL (12/17/12)
	58		vs Davidson (11/22/12)
	58		NICHOLLS STATE (11/10/12)
FIELD GOAL PERCENTAGE	.500	(29-58)	vs Davidson (11/22/12)
	.471	(24-51)	BUTLER (12/29/12)
3 PT FIELD GOALS MADE	9		vs MARIST (11/23/12)
	9		vs Davidson (11/22/12)
3 PT FG ATTEMPTS	28		CORNELL (12/17/12)
	23		vs MARIST (11/23/12)
3 PT FG PERCENTAGE	.429	(9-21)	vs Davidson (11/22/12)
	.400	(8-20)	BUTLER (12/29/12)
	.400	(6-15)	VILLANOVA (12/1/12)
FREE THROWS MADE	18		VILLANOVA (12/1/12)
	18		at Oregon (11/16/12)
FREE THROW ATTEMPTS	25		VILLANOVA (12/1/12)
	22		at Oregon (11/16/12)
FREE THROW PERCENTAGE	.818	(18-22)	at Oregon (11/16/12)
	.813	(13-16)	WILLIAM & MARY (01/02/13)
REBOUNDS	43		vs MARIST (11/23/12)
	42		BUTLER (12/29/12)
ASSISTS	16		at Oregon (11/16/12)
	14		at Xavier (12/6/12)
	14		vs Davidson (11/22/12)
STEALS	10		MIDDLE TENNESSEE (12/21/12)
	9		at Oregon (11/16/12)
BLOCKED SHOTS	5		CORNELL (12/17/12)
	3		WILLIAM & MARY (01/02/13)
	3		MIDDLE TENNESSEE (12/21/12)
	3		VILLANOVA (12/1/12)
	3		vs UTEP (11/25/12)
	3		vs MARIST (11/23/12)
	3		NICHOLLS STATE (11/10/12)
TURNOVERS	20		MIDDLE TENNESSEE (12/21/12)
	20		vs UTEP (11/25/12)
FOULS	23		at Oregon (11/16/12)
	22		MIDDLE TENNESSEE (12/21/12)
	22		at Xavier (12/6/12)



2012-13 Vanderbilt Basketball  
Vanderbilt High/Low Analysis (as of Jan 08, 2013)  
All games



Vanderbilt - GAME LOWS

POINTS	33		vs MARIST (11/23/12)
	48		at Oregon (11/16/12)
	49		BUTLER (12/29/12)
	52		VILLANOVA (12/1/12)
	52		MIDDLE TENNESSEE (12/21/12)
FIELD GOALS MADE	14		vs MARIST (11/23/12)
	16		at Oregon (11/16/12)
FIELD GOAL ATTEMPTS	42		MIDDLE TENNESSEE (12/21/12)
	45		CORNELL (12/17/12)
FIELD GOAL PERCENTAGE	.230	(14-61)	vs MARIST (11/23/12)
	.333	(17-51)	BUTLER (12/29/12)
3 PT FIELD GOALS MADE	2		vs MARIST (11/23/12)
	3		MIDDLE TENNESSEE (12/21/12)
3 PT FG ATTEMPTS	12		MIDDLE TENNESSEE (12/21/12)
	17		BUTLER (12/29/12)
3 PT FG PERCENTAGE	.100	(2-20)	vs MARIST (11/23/12)
	.190	(4-21)	at Oregon (11/16/12)
FREE THROWS MADE	3		vs MARIST (11/23/12)
	6		vs Davidson (11/22/12)
FREE THROW ATTEMPTS	6		vs MARIST (11/23/12)
	8		vs Davidson (11/22/12)
FREE THROW PERCENTAGE	.421	(8-19)	BUTLER (12/29/12)
	.474	(9-19)	ALABAMA A&M (12/15/12)
REBOUNDS	25		vs UTEP (11/25/12)
	25		MIDDLE TENNESSEE (12/21/12)
ASSISTS	4		vs MARIST (11/23/12)
	6		vs Davidson (11/22/12)
STEALS	1		vs Davidson (11/22/12)
	3		BUTLER (12/29/12)
BLOCKED SHOTS	0		at Oregon (11/16/12)
	1		vs UTEP (11/25/12)
TURNOVERS	9		BUTLER (12/29/12)
	10		NICHOLLS STATE (11/10/12)
	10		ALABAMA A&M (12/15/12)
FOULS	12		WILLIAM & MARY (01/02/13)
	14		NICHOLLS STATE (11/10/12)



2012-13 Vanderbilt Basketball  
Vanderbilt High/Low Analysis (as of Jan 08, 2013)  
All games



Opponent - GAME LOWS

POINTS	46		ALABAMA A&M (12/15/12)
	49		vs UTEP (11/25/12)
	50		vs MARIST (11/23/12)
	50		WILLIAM & MARY (01/02/13)
	55		CORNELL (12/17/12)
FIELD GOALS MADE	15		ALABAMA A&M (12/15/12)
	16		WILLIAM & MARY (01/02/13)
FIELD GOAL ATTEMPTS	39		vs UTEP (11/25/12)
	46		VILLANOVA (12/1/12)
	46		ALABAMA A&M (12/15/12)
FIELD GOAL PERCENTAGE	.300	(18-60)	CORNELL (12/17/12)
	.326	(15-46)	ALABAMA A&M (12/15/12)
3 PT FIELD GOALS MADE	3		MIDDLE TENNESSEE (12/21/12)
	4		vs UTEP (11/25/12)
	4		ALABAMA A&M (12/15/12)
3 PT FG ATTEMPTS	8		MIDDLE TENNESSEE (12/21/12)
	13		vs UTEP (11/25/12)
3 PT FG PERCENTAGE	.179	(5-28)	CORNELL (12/17/12)
	.235	(4-17)	ALABAMA A&M (12/15/12)
FREE THROWS MADE	5		vs MARIST (11/23/12)
	8		NICHOLLS STATE (11/10/12)
	8		vs Davidson (11/22/12)
FREE THROW ATTEMPTS	10		vs Davidson (11/22/12)
	11		NICHOLLS STATE (11/10/12)
FREE THROW PERCENTAGE	.385	(5-13)	vs MARIST (11/23/12)
	.529	(9-17)	at Xavier (12/6/12)
REBOUNDS	24		vs UTEP (11/25/12)
	29		ALABAMA A&M (12/15/12)
ASSISTS	7		ALABAMA A&M (12/15/12)
	9		vs MARIST (11/23/12)
	9		VILLANOVA (12/1/12)
	9		CORNELL (12/17/12)
STEALS	2		NICHOLLS STATE (11/10/12)
	2		vs UTEP (11/25/12)
BLOCKED SHOTS	0		at Xavier (12/6/12)
	0		ALABAMA A&M (12/15/12)
TURNOVERS	9		vs Davidson (11/22/12)
	9		CORNELL (12/17/12)
FOULS	10		vs MARIST (11/23/12)
	11		vs Davidson (11/22/12)