



Game 16/VANDERBILT (6-9, 0-3) at SOUTH CAROLINA (11-5, 1-2)

Saturday, January 19 - 12:47 p.m. CST

Columbia, S.C. - Colonial Life Arena (18,000)

Radio: Vanderbilt Radio Network from IMG College, vucommodores.com

Radio Talent: Joe Fisher (pxp), Tim Thompson (analyst)

Satellite Radio: Sirius 117, XM 200

TV: SEC Network

TV Talent: Dave Lamont (pxp), Kara Lawson (analyst)

Live Stats: vucommodores.com

Twitter Updates: @VandyMBB

Vanderbilt Athletic Communications

2601 Jess Neely Drive, Nashville, TN 37212

phone: 615-322-4121

www.vucommodores.com

VANDERBILT SCHEDULE/RESULTS

NOVEMBER

Date	VU	Opp	Opponent	Time/Result	TV/Rec.
Nov. 2	-	-	St. Xavier (Ill.)	W, 77-68	-
Nov. 5	-	-	Delta State	W, 69-48	-
Nov. 10	-	-	Nicholls St.	W, 80-65	1-0
Nov. 16	-	-	Oregon	L, 48-74	1-1
Nov. 22	-	RV	Davidson	L, 62-75	1-2
Nov. 23	-	-	Marist	L, 33-50	1-3
Nov. 25	-	-	UTEP	W, 73-49	2-3

Old Spice Classic, Orlando, Fla.

DECEMBER

Date	VU	Opp	Opponent	Time	TV
Dec. 1	-	-	Villanova	L, 52-62	2-4
Dec. 6	-	-	Xavier	W, 64-62 OT	3-4
Dec. 15	-	-	Alabama A&M	W, 71-46	4-4
Dec. 17	-	-	Cornell	W, 66-55	5-4
Dec. 21	-	-	MTSU	L, 52-56	5-5
Dec. 29	-	18/21	Butler	L, 49-68	5-6

JANUARY

Date	VU	Opp	Opponent	Time	TV
Jan. 2	-	-	William & Mary	W, 64-50	6-6
Jan. 10	-	-	Kentucky*	L, 58-60	6-7
Jan. 12	-	-	Arkansas*	L, 33-56	6-8
Jan. 15	-	-	Ole Miss*	L, 79-89 OT	6-9
Jan. 19	-	-	South Carolina*	12:30 p.m.	SECN
Jan. 23	-	-	Auburn*	7 p.m.	ESPN3
Jan. 26	-	-	Missouri*	4 p.m.	ESPNU
Jan. 29	-	-	Tennessee*	6 p.m.	ESPNU

FEBRUARY

Date	VU	Opp	Opponent	Time	TV
Feb. 2	-	-	Alabama*	3 p.m.	SECN
Feb. 6	-	-	LSU*	7 p.m.	ESPN3
Feb. 9	-	-	Arkansas*	12:30 p.m.	SECN
Feb. 13	-	-	Tennessee*	7 p.m.	SECN
Feb. 16	-	-	Texas A&M*	5:30 p.m.	FSN
Feb. 20	-	-	Kentucky*	7 p.m.	SECN
Feb. 23	-	-	Miss. State*	12:30 p.m.	SECN
Feb. 27	-	-	Georgia*	8 p.m.	FSN

MARCH

Date	VU	Opp	Opponent	Time	TV
Mar. 2	-	-	Auburn*	8 p.m.	ESPN2
Mar. 6	-	-	Florida*	7 p.m.	SECN
Mar. 9	-	-	South Carolina*	12:30 p.m.	SECN
Mar. 13-17	-	-	SEC Tournament (Nashville, Tenn.)		

ALL TIMES CENTRAL

RANKINGS: AP/ESPN

*SEC GAME

GAME INFORMATION

<p>2012-13 Record: 6-9, 0-3 SEC Head Coach: Kevin Stallings Career Record: 390-231 (20) VU Record: 276-168 (14)</p> <p>2012-13 LEADERS Points: Kedren Johnson (15.9) Rebounds: Kevin Bright (6.0) Assists: Kedren Johnson (3.5) Blocks: Josh Henderson & Rod Odom (0.7)</p>	<p>SERIES INFORMATION</p> <p>Series Record: VU leads the series, 26-24. Last Meeting: Vanderbilt won the last meeting, 59-48, in Nashville on 2/22/12 Record at Vanderbilt: VU leads 14-10. Record at SC: SC leads 12-11. Record at Neutral Site: SC leads 2-1. Coach Stallings vs. SC: Coach Stallings is 13-13 against SC.</p>	<p>2012-13 Record: 11-5, 1-2 SEC Head Coach: Frank Martin Career Record: 128-59 (6) SC Record: 11-5 (1)</p> <p>2012-13 LEADERS Points: Brenton Williams (11.8) Rebounds: Lakeem Jackson (7.3) Assists: Eric Smith (3.9) Blocks: Mindaugas Kacinas (0.9)</p>
---	--	---

All-Time	Coach Stallings is now the all-time wins leader at Memorial Gym with 182 wins after last week's win over William and Mary. Stallings surpassed Vanderbilt legend Roy Skinner for the all-time lead in wins at the legendary facility.
319	Vanderbilt's ranking among the 347 Division I basketball playing schools in terms of experience on the roster by kenpom.com. South Carolina is ranked 177th in terms of experience.
43.4	43.4% of Vanderbilt's attempts from the floor are threes, which ranks 12th out of 347 Division I teams. 39.3% of the team's total points comes off of threes, which ranks sixth nationally.
7	The Commodores' seven 20-win seasons in the last nine years is only third in SEC to Florida, who has had nine, and Kentucky, who has had eight. Other school totals: Miss. St. (6), Tennessee (5), Ole Miss (4), South Carolina (4), LSU (3), Alabama (3), Arkansas (3), Auburn (1), Georgia (1).
Sweep	With Kyle Fuller winning SEC Player of the week, and Kevin Bright winning FOTW on December 10, it was the first time since January 7, 2008, that the Commodores swept the league's weekly honors. That week, Shan Foster won the Player of the Week and A.J. Ogilvy claimed Freshman of the week. It was the second time Vanderbilt has swept the honor.
6	The Commodore' top six scorers must be replaced from a year ago, and 88% of its total scoring output. Kedren Johnson was the team's leading returning scorer at 3.1 points per contest.
17	Vanderbilt set a new Memorial Gym record with 17 made three-point field goals (17-of-40) against Ole Miss. It is the most three-pointers in a game since VU made 15 versus Lafayette in 2011. The previous record was 16, and it happened twice (16, Vanderbilt vs. South Carolina, 1/9/94; Vanderbilt vs. Arkansas, 2/11/95). The 40 three-point attempts set a new school and Memorial Gym record for most attempts in a single game. The previous mark was 38 set versus Mississippi State in 2008.

HEAD COACH KEVIN STALLINGS



THE STALLINGS FILE

Born: October 1, 1960
High School: Collinsville (Ill.) '78
College: Bachelor's Degree in Business Management and Marketing, Purdue, '82, Master's Degree in Counseling, Purdue, '85
Family: Wife, Lisa, three children, Jacob (22), Alexa (18), Jordyn (12)

WINNINGEST COACHES AT VANDERBILT

Coach	Yrs	Record	Pct
1. Roy Skinner (1959, 1962-76)	16	278-135	.673
2. Kevin Stallings (1999-)	14	267-168	.614
3. Bob Polk (1948-58, 1960-61)	13	197-106	.650
4. C.M. Newton (1982-89)	8	129-115	.529
5. Jan van Breda Kolff (1994-99)	6	104-81	.562
6. Josh Cody (1924-27, 1932-36)	9	98-100	.495
7. Eddie Fogler (1990-93)	4	81-48	.628

WINNINGEST COACHES AT MEMORIAL GYM



Coach	Yrs	Record
1. Kevin Stallings (2000-)	14	182-51
2. Roy Skinner (1959, 1962-76)	16	181-41
3. Bob Polk (1948-58, 1960-61)	8	96-15
4. C.M. Newton (1982-89)	8	91-37
5. Jan van Breda Kolff (1994-99)	6	75-20
6. Eddie Fogler (1990-93)	4	54-12

STALLINGS THROUGH THE YEARS

Year	School	Position	W-L	Conf.	Postseason
2013	Vanderbilt	Head Coach	6-9	0-3	-
2012	Vanderbilt	Head Coach	25-11	10-6	NCAA Third Round
2011	Vanderbilt	Head Coach	23-11	9-7	NCAA Second Round
2010	Vanderbilt	Head Coach	24-9	12-4	NCAA First Round
2009	Vanderbilt	Head Coach	19-11	8-8	-
2008	Vanderbilt	Head Coach	26-8	10-6	NCAA First Round
2007	Vanderbilt	Head Coach	22-12	10-6	NCAA Regional Semifinals
2006	Vanderbilt	Head Coach	17-13	7-9	NIT First Round
2005	Vanderbilt	Head Coach	20-14	8-8	NIT Quarterfinals
2004	Vanderbilt	Head Coach	23-10	8-8	NCAA Regional Semifinals
2003	Vanderbilt	Head Coach	11-18	3-13	—
2002	Vanderbilt	Head Coach	17-15	6-10	NIT First Round [^]
2001	Vanderbilt	Head Coach	15-15	4-12	—
2000	Vanderbilt	Head Coach	19-11	8-8	NIT First Round
1999	Illinois State	Head Coach	16-15	7-11	—
1998	Illinois State	Head Coach	25-6	16-2 [•]	NCAA Second Round
1997	Illinois State	Head Coach	24-6	14-4 [•]	NCAA First Round
1996	Illinois State	Head Coach	22-12	13-5	NIT Quarterfinals
1995	Illinois State	Head Coach	20-13	13-5	NIT Second Round
1994	Illinois State	Head Coach	16-11	12-6	—
1993	Kansas	Assistant	29-7	11-3 [•]	NCAA Final Four
1992	Kansas	Assistant	27-5	11-3 [•]	NCAA Second Round
1991	Kansas	Assistant	27-8	10-4 [•]	NCAA Final Four*
1990	Kansas	Assistant	30-5	11-3	NCAA Second Round
1989	Kansas	Assistant	19-12	6-8	—
1988	Purdue	Assistant	29-4	16-2 [•]	NCAA Sweet 16
1987	Purdue	Assistant	25-5	15-3 [•]	NCAA Second Round
1986	Purdue	Assistant	22-10	11-7	NCAA First Round
1985	Purdue	Assistant	20-9	12-6	NCAA First Round
1984	Purdue	Assistant	22-7	15-3 [•]	NCAA First Round
1983	Purdue	Assistant	21-9	11-7	NCAA Second Round
1982	Purdue	Player	18-14	11-7	NIT Final Four
1981	Purdue	Player	21-11	10-8	NIT Final Four
1980	Purdue	Player	27-8	11-7 [#]	NCAA Final Four*
1979	Belleville J.C.	Player	28-9	—	NJCAA Tournament
Totals at Vanderbilt (Head Coach)			267-168	103-108	
Totals at Illinois State (Head Coach)			123-63	75-33	
Head Coach Totals			390-231	178-140	
Totals at Kansas (Assistant Coach)			132-37	49-21	
Totals at Purdue (Assistant Coach)			139-44		
Totals at Purdue (playing)			66-33		

25	In 33 seasons, his teams have made 25 tournament appearances, including 19 NCAA berths and three Final Fours.
24	20-Win Seasons in his career and 12 conference championships.
7	20-Win Seasons in last nine seasons and total number of 20-win seasons at Vanderbilt, the most of any Commodore coach.
267	Number of victories at Vanderbilt. Trails only Roy Skinner, who had 278 career wins, for all-time winningest coach mark.
390	Total victories as a head coach.
3	SEC Players of the Year in his 13-year tenure - Dan Langhi (2000), Derrick Byers (2007), Shan Foster (2008).
24	All-SEC Performers during his time at Vanderbilt.
3	Consecutive trips to the NCAA Tournament (2010, 2011, 2012), the first time Vanderbilt has accomplished the feat.
6	NCAA Tournaments in the last nine seasons.
2	Sweet 16 appearances as Commodore mentor (2004, 2007).
42	At Vanderbilt, all 42 of his seniors either have earned or are currently working toward their college degree.
61	The Commodores won their first SEC Tournament crown in 61 years after defeating #1 Kentucky in final in 2012.
1	Only one losing season as a player or coach in 33 years.
139	Number of victories in last seven seasons with Vanderbilt prior to 2012-13, an average of 23.2 wins a season.

• Regular season conference champions; # Conference tournament champions; * Lost in National Championship game; ^ Included an Opening Round play-in game that Vanderbilt won over Houston.

0		ROD ODOM F ★ 6-9 ★ 212 ★ Jr. ★ Central Islip, N.Y. <table border="1"> <thead> <tr> <th>PPG</th> <th>RPG</th> <th>APG</th> <th>SPG</th> <th>BPG</th> <th>MPG</th> </tr> </thead> <tbody> <tr> <td>9.4</td> <td>4.1</td> <td>0.7</td> <td>0.7</td> <td>0.6</td> <td>29.7</td> </tr> </tbody> </table>	PPG	RPG	APG	SPG	BPG	MPG	9.4	4.1	0.7	0.7	0.6	29.7	NOTES: Played in all 85 games of his career... started in all 15 games this season, scored a career-high 17 points vs. Alabama A&M, including career-best four made threes...scored 16 points vs. UTEP...played career-high 34 min. vs. Cornell.	CAREER HIGHS Pts. - 17, vs. Ala. A&M (12/15/12) Rebs. - 8, vs. Ore. (11/11/11) Ast. - 2, 8 times Min. - 36, vs. Kentucky (1/10/13)												
	PPG	RPG	APG	SPG	BPG	MPG																						
9.4	4.1	0.7	0.7	0.6	29.7																							
2		KEDREN JOHNSON G ★ 6-4 ★ 215 ★ So. ★ Lewisburg, Tenn. <table border="1"> <thead> <tr> <th>PPG</th> <th>RPG</th> <th>APG</th> <th>SPG</th> <th>BPG</th> <th>MPG</th> </tr> </thead> <tbody> <tr> <td>15.9</td> <td>3.5</td> <td>3.2</td> <td>1.6</td> <td>0.4</td> <td>33.7</td> </tr> </tbody> </table>	PPG	RPG	APG	SPG	BPG	MPG	15.9	3.5	3.2	1.6	0.4	33.7	NOTES: VU's leading scorer...Scored 25 points vs. MTSU, his third 20+-pt game this year, scored career high 28 points against Davidson...Tallied double figures in 12 of 15 games this season...Had career-high eight assists vs. Ole Miss.	CAREER HIGHS Pts. - 28, vs. Davidson (11/22/12) Rebs. - 8, vs. Marist (11/23/12) Ast. - 8, vs. Ole Miss (1/15/13) Min. - 41, vs. Ole Miss (1/15/13)												
	PPG	RPG	APG	SPG	BPG	MPG																						
15.9	3.5	3.2	1.6	0.4	33.7																							
10		NATHAN WATKINS G ★ 6-5 ★ 190 ★ Fr. ★ Brentwood, Tenn. <table border="1"> <thead> <tr> <th>PPG</th> <th>RPG</th> <th>APG</th> <th>SPG</th> <th>BPG</th> <th>MPG</th> </tr> </thead> <tbody> <tr> <td>0.0</td> <td>0.5</td> <td>0.0</td> <td>0.0</td> <td>0.0</td> <td>1.0</td> </tr> </tbody> </table>	PPG	RPG	APG	SPG	BPG	MPG	0.0	0.5	0.0	0.0	0.0	1.0	5	ALEX GENDELMAN G ★ 6-0 ★ 175 ★ Fr. ★ Purchase, N.Y. <table border="1"> <thead> <tr> <th>PPG</th> <th>RPG</th> <th>APG</th> <th>SPG</th> <th>BPG</th> <th>MPG</th> </tr> </thead> <tbody> <tr> <td>0.0</td> <td>0.0</td> <td>0.0</td> <td>0.0</td> <td>0.0</td> <td>1.0</td> </tr> </tbody> </table>	PPG	RPG	APG	SPG	BPG	MPG	0.0	0.0	0.0	0.0	0.0	1.0
	PPG	RPG	APG	SPG	BPG	MPG																						
0.0	0.5	0.0	0.0	0.0	1.0																							
PPG	RPG	APG	SPG	BPG	MPG																							
0.0	0.0	0.0	0.0	0.0	1.0																							
11		KYLE FULLER G ★ 6-1 ★ 180 ★ Jr. ★ Moreno Valley, Calif. <table border="1"> <thead> <tr> <th>PPG</th> <th>RPG</th> <th>APG</th> <th>SPG</th> <th>BPG</th> <th>MPG</th> </tr> </thead> <tbody> <tr> <td>10.5</td> <td>2.7</td> <td>2.1</td> <td>1.0</td> <td>0.1</td> <td>31.1</td> </tr> </tbody> </table>	PPG	RPG	APG	SPG	BPG	MPG	10.5	2.7	2.1	1.0	0.1	31.1	NOTES: Started 14 games this season, missed 1st start vs. Ole Miss (1/15)...Scored career-high 25 points at Xavier (12/6) in win, including all 12 of team's points in overtime...Named SEC POTW for his exploits vs. Xavier, the first of his career.	CAREER HIGHS Pts. - 25, vs. Xavier (12/6/12) Rebs. - 6, 2x, vs. Cornell (12/17/12) Ast. - 6, vs. Nich. St. (11/10/12) Min. - 40, vs. Xavier (12/6/12)												
	PPG	RPG	APG	SPG	BPG	MPG																						
10.5	2.7	2.1	1.0	0.1	31.1																							
14		CARTER JOSEPHS G ★ 5-10 ★ 165 ★ Fr. ★ San Antonio, Texas <table border="1"> <thead> <tr> <th>PPG</th> <th>RPG</th> <th>APG</th> <th>SPG</th> <th>BPG</th> <th>MPG</th> </tr> </thead> <tbody> <tr> <td>0.0</td> <td>0.0</td> <td>0.0</td> <td>0.0</td> <td>0.0</td> <td>1.0</td> </tr> </tbody> </table>	PPG	RPG	APG	SPG	BPG	MPG	0.0	0.0	0.0	0.0	0.0	1.0	33	ANDRIS KEHRIS F ★ 6-7 ★ 215 ★ Fr. ★ Riga, Latvia <table border="1"> <thead> <tr> <th>PPG</th> <th>RPG</th> <th>APG</th> <th>SPG</th> <th>BPG</th> <th>MPG</th> </tr> </thead> <tbody> <tr> <td>0.0</td> <td>0.0</td> <td>0.0</td> <td>0.0</td> <td>0.0</td> <td>1.0</td> </tr> </tbody> </table>	PPG	RPG	APG	SPG	BPG	MPG	0.0	0.0	0.0	0.0	0.0	1.0
	PPG	RPG	APG	SPG	BPG	MPG																						
0.0	0.0	0.0	0.0	0.0	1.0																							
PPG	RPG	APG	SPG	BPG	MPG																							
0.0	0.0	0.0	0.0	0.0	1.0																							
15		KEVIN BRIGHT G ★ 6-5 ★ 210 ★ Fr. ★ Mannheim, Germany <table border="1"> <thead> <tr> <th>PPG</th> <th>RPG</th> <th>APG</th> <th>SPG</th> <th>BPG</th> <th>MPG</th> </tr> </thead> <tbody> <tr> <td>6.3</td> <td>6.0</td> <td>1.1</td> <td>0.4</td> <td>0.2</td> <td>28.4</td> </tr> </tbody> </table>	PPG	RPG	APG	SPG	BPG	MPG	6.3	6.0	1.1	0.4	0.2	28.4	NOTES: Started 14 games this season; missed first start vs. Ole Miss (1/15)...Won SEC Freshman of the Week earlier this year...team's leading rebounder...Scored in double figures 4 times...came off the bench to score 12 pts vs. Ole Miss (all 3's).	CAREER HIGHS Pts. - 15, vs. Nich. St. (11/10/12) Rebs. - 12, vs. Villanova (12/1/12) Ast. - 3, vs. Cornell (12/17/12) Min. - 42, vs. Xavier (12/6/12)												
	PPG	RPG	APG	SPG	BPG	MPG																						
6.3	6.0	1.1	0.4	0.2	28.4																							
20		A.J. ASTROTH G ★ 6-6 ★ 200 ★ Fr. ★ Tampa, Fla. <table border="1"> <thead> <tr> <th>PPG</th> <th>RPG</th> <th>APG</th> <th>SPG</th> <th>BPG</th> <th>MPG</th> </tr> </thead> <tbody> <tr> <td>0.5</td> <td>1.3</td> <td>0.5</td> <td>0.0</td> <td>0.0</td> <td>6.3</td> </tr> </tbody> </table>	PPG	RPG	APG	SPG	BPG	MPG	0.5	1.3	0.5	0.0	0.0	6.3	NOTES: Big shooting guard from Tampa, Fla., who averaged 22 points, 7.5 rebounds, 4.5 assists, and 3.4 steals for his Wharton High School team... Saw first action since Oregon vs. Ala. A&M... Played career-high 14 min. at Arkansas.	CAREER HIGHS Pts. - 2, vs. Ala. A&M (12/15/12) Rebs. - 4, at Ark. (1/12/13) Ast. - 1, at Ark. (1/12/13) Min. - 14, at Ark. (1/12/13)												
	PPG	RPG	APG	SPG	BPG	MPG																						
0.5	1.3	0.5	0.0	0.0	6.3																							
21		SHELDON JETER F ★ 6-7 ★ 215 ★ Fr. ★ Beaver Falls, Pa. <table border="1"> <thead> <tr> <th>PPG</th> <th>RPG</th> <th>APG</th> <th>SPG</th> <th>BPG</th> <th>MPG</th> </tr> </thead> <tbody> <tr> <td>4.8</td> <td>2.9</td> <td>0.4</td> <td>0.6</td> <td>0.5</td> <td>15.9</td> </tr> </tbody> </table>	PPG	RPG	APG	SPG	BPG	MPG	4.8	2.9	0.4	0.6	0.5	15.9	NOTES: A very highly decorated player from Beaver Falls High School...Started 1st game vs. Ole Miss (1/15)...Averaging 9.8 ppg in last four games... Shooting 47.4% from the floor this season.	CAREER HIGHS Pts. - 14, vs. W&M (1/2/13) Rebs. - 6, vs. Ala. A&M (12/15/12) Ast. - 2, vs. Ole Miss (1/15/13) Min. - 32, vs. Ole Miss (1/15/13)												
	PPG	RPG	APG	SPG	BPG	MPG																						
4.8	2.9	0.4	0.6	0.5	15.9																							
24		DAI-JON PARKER G ★ 6-3 ★ 190 ★ So. ★ Baton Rouge, La. <table border="1"> <thead> <tr> <th>PPG</th> <th>RPG</th> <th>APG</th> <th>SPG</th> <th>BPG</th> <th>MPG</th> </tr> </thead> <tbody> <tr> <td>5.0</td> <td>3.0</td> <td>1.6</td> <td>0.9</td> <td>0.4</td> <td>25.3</td> </tr> </tbody> </table>	PPG	RPG	APG	SPG	BPG	MPG	5.0	3.0	1.6	0.9	0.4	25.3	NOTES: Athletic two guard who played in all 36 games last season, made first start of his career vs. Ole Miss (1/15), scored 16 pts, had 6 rebs, and 4 assists, all career-bests, in career-high 38 minutes.	CAREER HIGHS Pts. - 16, vs. Ole Miss (1/15/13) Rebs. - 6, vs. Ole Miss (1/15/13) Ast. - 4, vs. Ole Miss (1/15/13) Min. - 38, vs. Ole Miss (1/15/13)												
	PPG	RPG	APG	SPG	BPG	MPG																						
5.0	3.0	1.6	0.9	0.4	25.3																							
34		SHELBY MOATS F ★ 6-8 ★ 225 ★ So. ★ Waconia, Minn. <table border="1"> <thead> <tr> <th>PPG</th> <th>RPG</th> <th>APG</th> <th>SPG</th> <th>BPG</th> <th>MPG</th> </tr> </thead> <tbody> <tr> <td>3.7</td> <td>3.8</td> <td>1.3</td> <td>0.6</td> <td>0.1</td> <td>21.2</td> </tr> </tbody> </table>	PPG	RPG	APG	SPG	BPG	MPG	3.7	3.8	1.3	0.6	0.1	21.2	NOTES: 6'8 forward who will play some center this season...started five games this year, played in all 15...scored career-high 9 points and had career-best 10 rebounds vs. UK in 27 minutes.	CAREER HIGHS Pts. - 9, vs. UK (1/10/13). Rebs. - 10, vs. UK (1/10/13) Ast. - 4, vs. Ole Miss (1/15/13) Min. - 36, vs. Ole Miss (1/15/13)												
	PPG	RPG	APG	SPG	BPG	MPG																						
3.7	3.8	1.3	0.6	0.1	21.2																							
35		JAMES SIAKAM F ★ 6-7 ★ 210 ★ So. ★ Douala, Cameroon <table border="1"> <thead> <tr> <th>PPG</th> <th>RPG</th> <th>APG</th> <th>SPG</th> <th>BPG</th> <th>MPG</th> </tr> </thead> <tbody> <tr> <td>1.9</td> <td>2.2</td> <td>0.3</td> <td>0.4</td> <td>0.3</td> <td>11.0</td> </tr> </tbody> </table>	PPG	RPG	APG	SPG	BPG	MPG	1.9	2.2	0.3	0.4	0.3	11.0	NOTES: 6'7 athletic presence who is outstanding around the basket on the offensive and defensive glass...played in 12 games this year...scored career high eight points and had eight rebounds vs. Marist (11/23).	CAREER HIGHS Pts. - 8, vs. Marist (11/23/12) Rebs. - 8, vs. Marist (11/23/12) Ast. - 1, 2x, vs. Cornell (12/17/12) Min. - 19, at Ark. (1/12/13)												
	PPG	RPG	APG	SPG	BPG	MPG																						
1.9	2.2	0.3	0.4	0.3	11.0																							
40		JOSH HENDERSON C ★ 6-11 ★ 220 ★ So. ★ Roanoke, Va. <table border="1"> <thead> <tr> <th>PPG</th> <th>RPG</th> <th>APG</th> <th>SPG</th> <th>BPG</th> <th>MPG</th> </tr> </thead> <tbody> <tr> <td>4.1</td> <td>3.0</td> <td>1.1</td> <td>0.7</td> <td>0.7</td> <td>19.1</td> </tr> </tbody> </table>	PPG	RPG	APG	SPG	BPG	MPG	4.1	3.0	1.1	0.7	0.7	19.1	NOTES: 6'11 center recovering from stress fracture in his foot...has had two surgeries in last 12 months...started 10 games at center...scored career-high 13 points vs. Alabama A&M...had career-high seven rebs. vs. Will. & Mary (1/2).	CAREER HIGHS Pts. - 13, vs. Ala. A&M (12/15/12) Rebs. - 7, vs. W&M (1/2/13) Ast. - 4, vs. Bucknell (11/15/11) Min. - 29, vs. W&M (1/2/13)												
	PPG	RPG	APG	SPG	BPG	MPG																						
4.1	3.0	1.1	0.7	0.7	19.1																							

LAST TIME OUT

BOX SCORE VS. OLE MISS



Official Basketball Box Score -- Game Totals -- Final Statistics
 Ole Miss vs Vanderbilt
 01/15/13 8 p.m. at Nashville, Tenn. (Memorial Gym)



Ole Miss 89 • 14-2, 3-0 SEC

#	Player	Total FG-FGA	3-Ptr		Rebounds			PF	TP	A	TO	Blk	Stl	Min
			FG-FGA	FG-FGA	FT-FTA	Off	Def							
23	Buckner,Reginald	f 6-9	0-0	2-2	5	6	11	3	14	2	1	3	0	33
31	Holloway,Murphy	f 4-8	0-0	4-7	4	4	8	4	12	3	4	0	1	38
10	White,LaDarius	g 4-5	1-1	0-1	0	1	1	2	9	1	0	0	0	22
22	Henderson,Marshall	g 7-17	4-11	8-10	1	3	4	0	26	0	2	0	1	41
32	Summers,Jarvis	g 5-10	0-2	4-5	0	5	5	3	14	3	1	0	1	34
01	Newby,Martavious	0-0	0-0	0-0	1	0	1	0	0	0	1	0	1	4
03	Millinghaus,Derrick	2-5	0-1	0-0	0	1	1	0	4	0	0	0	1	11
13	Perez,Anthony	1-1	1-1	0-0	0	2	2	2	3	0	0	0	0	7
20	Williams,Nick	3-7	0-2	0-0	0	0	0	0	6	0	1	0	0	16
34	Jones,Aaron	0-0	0-0	1-2	1	2	3	2	1	0	0	1	1	19
Team					0	2	2							
Totals		32-62	6-18	19-27	12	26	38	16	89	9	10	4	6	225
FG % 1st Half: 15-27 55.6%		2nd half: 14-29 48.3%		OT: 3-6 50.0%		Game: 32-62 51.6%		Deadball Rebounds 2						
3FG % 1st Half: 3-10 30.0%		2nd half: 3-8 37.5%		OT: 0-0 0.0%		Game: 6-18 33.3%								
FT % 1st Half: 7-9 77.8%		2nd half: 7-13 53.8%		OT: 5-5 100.0%		Game: 19-27 70.4%								

Vanderbilt 79 • 6-9, 0-3 SEC

#	Player	Total FG-FGA	3-Ptr		Rebounds			PF	TP	A	TO	Blk	Stl	Min
			FG-FGA	FG-FGA	FT-FTA	Off	Def							
00	ODOM, Rod	f 3-6	3-6	0-2	0	4	4	5	9	1	0	1	0	25
21	JETER, Sheldon	f 4-8	2-6	3-7	1	3	4	2	13	2	1	0	1	32
34	MOATS, Shelby	f 1-4	0-2	0-3	2	6	8	2	2	4	0	0	1	36
02	JOHNSON, Kedren	g 6-14	5-11	2-2	0	2	2	0	19	8	1	0	1	41
24	PARKER, Dai-Jon	g 5-9	2-3	4-7	3	3	6	2	16	4	2	0	1	38
11	FULLER, Kyle	1-6	1-5	0-0	0	2	2	1	3	0	2	0	0	13
15	BRIGHT, Kevin	4-9	4-7	0-0	2	2	4	4	12	1	4	0	1	30
35	SIKAM, James	0-0	0-0	0-0	0	0	0	0	0	0	0	0	0	1
40	HENDERSON, Josh	2-2	0-0	1-2	1	1	2	2	5	0	0	0	0	9
Team					2	1	3	1		2				
Totals		26-58	17-40	10-23	11	24	35	19	79	20	12	1	5	225
FG % 1st Half: 13-27 48.1%		2nd half: 13-25 52.0%		OT: 0-6 0.0%		Game: 26-58 44.8%		Deadball Rebounds 8						
3FG % 1st Half: 12-20 60.0%		2nd half: 5-15 33.3%		OT: 0-5 0.0%		Game: 17-40 42.5%								
FT % 1st Half: 3-7 42.9%		2nd half: 6-14 42.9%		OT: 1-2 50.0%		Game: 10-23 43.5%								

Officials: Antinio Petty, Jamie Luckie, Anthony Jordan
 Technical fouls: Ole Miss-None. Vanderbilt-TEAM.
 Attendance: 8851

Score by periods	1st	2nd	OT	Total
Ole Miss	40	38	11	89
Vanderbilt	41	37	1	79

Points	In Paint	Off T/O	2nd Chance	Fast Break	Bench
UM	44	11	10	2	14
VU	16	17	10	4	20

Last FG - UM OT-01:39, VU 2nd-00:03.
 Largest lead - UM by 10 OT-01:14, VU by 13 2nd-08:39.

Score tied - 5 times.
 Lead changed - 11 times.

RECAP & NOTES

Marshall Henderson saw nobody in front of him with time running out, so he heaved the ball at the basket, beating the buzzer to force overtime.

Just as the Mississippi guard planned. His desperation heave gave the Rebels the extra time they needed, and Nick Williams' jumper put Mississippi ahead to stay in rallying to beat Vanderbilt 89-79 for their sixth straight win. Henderson said he knew he would come down and hit the overtime forcing shot.

"I didn't actually shoot it the way I wanted to shoot it," Henderson said. "I didn't have any rotation on it. I just kind of floated in there, but I'll take it."

The Rebels (14-2, 3-0) took it from there in extending the Southeastern Conference's longest winning streak by winning in Memorial Gym for the first time since 2001, and they had to do it by rallying from 13 points with 8:39 left. Cornell then went back to perimeter shooting but, with Vanderbilt switching to a zone defense, went cold from the outside. Vanderbilt answered with a 12-2 run, with eight points from Odom and six from Fuller. A rare five-point possession ended the spurt. As Odom sank his third 3-pointer, Fuller was fouled while setting his screen. He made both free throws to push the lead to 52-40 with 9:59 left.

Kevin Bright hit the Commodores' 17th 3, giving Vandy a 78-75 lead with 3.2 seconds left in regulation. Henderson flung the ball at the basket from about 35 feet away, and he ran around the court celebrating. Williams hit his jumper with 4:34 left in overtime, and the Rebels outscored Vanderbilt 11-1 in overtime to snap the Commodores' five-game winning streak in this series.

"It was just brainless on our part because we didn't match up the right way," Vanderbilt guard Kedren Johnson said of Henderson's shot.

Vanderbilt (6-9, 0-3) set a Memorial Gym record hitting 17 3-pointers but couldn't overcome poor free throw shooting (10 of 23).

★ The loss snaps a five-game winning streak versus the Rebels.

★ Vanderbilt made a three-pointer for the 847th game in a row, which ranks second in the nation behind UNLV. VU has made a three in every game since the line's inception in the 1986-87 season.

★ The Commodores are now 1-1 in overtime games this season.

★ Vanderbilt made 12 three-pointers (12-of-20) in the first half, which was a season-high for a single half.

★ Vanderbilt set a new Memorial Gym record with 17 made three-point field goals (17-of-40). It is the most three-pointers in a game since Vandy made 15 versus Lafayette in 2011. The previous record was 16, and it happened twice (16, Vanderbilt vs. South Carolina, 1/9/94; Vanderbilt vs. Arkansas, 2/11/95).

★ The 40 three-point attempts set a new school and Memorial Gym record for most attempts in a single game. The previous mark was 38 set versus Mississippi State in 2008.

★ Both teams combined to shoot 58 three-pointers, which was two off the Memorial Gym record.

★ The Commodores came up one three-pointer short of tying the school record for most three-pointers made in a single game (18 at Tennessee, 1/18/05).

★ Four different Commodores finished in double-figures (Bright, Jeter, Johnson and Parker). It is the second time this season at least four players reached double-digits in a single game.



2012-13 Roster

No.	Name	Pos.	Ht.	Wt.	Cl.-Yr	Hometown (Previous School)
0	Rod Odom	F	6-9	212	Jr.-3rd	Central Islip, N.Y. (Middlesex School (Mass.))
1	Eric McClellan	G	6-4	180	So.-2nd	Austin, Texas (University of Tulsa)
2	Kedren Johnson	G	6-4	215	So.-2nd	Lewisburg, Tenn. (Marshall County)
5	Alex Gendelman	G	5-9	175	Fr.-1st	Purchase, N.Y. (Rye Country Day School)
10	Nathan Watkins	G	6-5	190	Fr.-1st	Brentwood, Tenn. (Ensworth School)
11	Kyle Fuller	G	6-1	180	Jr.-3rd	Moreno Valley, Calif. (Rancho Verde)
14	Carter Josephs	G	5-10	165	Fr.-1st	San Antonio, Texas (Tom C. Clark)
15	Kevin Bright	G	6-5	210	Fr.-1st	Mannheim, Germany (Urspring Basketball Academy)
20	A.J. Astroth	G	6-6	200	Fr.-1st	Tampa, Fla. (Wharton)
21	Sheldon Jeter	F	6-7	215	Fr.-1st	Beaver Falls, Pa. (Beaver Falls)
24	Dai-Jon Parker	G	6-3	190	So.-2nd	Baton Rouge, La. (Milton (Ga.))
33	Andris Kehris	F	6-7	215	Fr.-1st	Riga, Latvia
34	Shelby Moats	F	6-8	225	So.-2nd	Waconia, Minn. (Waconia)
35	James Siakam	F	6-7	210	R-So.-3rd	Douala, Cameroon (Brehm Prep (Ill.))
40	Josh Henderson	C	6-11	220	R-So.-3rd	Roanoke, Va. (Cave Spring)

COACHING STAFF

Head Coach **Kevin Stallings** (Purdue, 1982) - 14th
 Assistant Coach **David Cason** (Illinois State, 1995) - 2nd
 Assistant Coach **Brad Frederick** (North Carolina, 1999) - 14th
 Assistant Coach **Tom Richardson** (St. Xavier (Ill.), 1977) - 10th
 Director of Operations..... **Dan Cage** (Vanderbilt, 2007) - 3rd

SUPPORT STAFF

Athletic Communications Dir. **Andy Boggs** (Florida State, 1998)
 Academic Support..... **Neal Clark** (Kentucky, 1992)
 Athletic Trainer..... **Shannon Gordon** (Indiana State, 1992)
 Strength and Conditioning..... **Curtis Turner** (Clemson, 2002)

PRONUNCIATION GUIDE

David Cason **KAY-Sahn**
 Kedren Johnson **KEE-Dren**
 Dai-Jon Parker..... **DAY-Jon**
 James Siakam..... **See-OK-em**

ROSTER BY CLASS

Juniors (2)

Kyle Fuller Moreno Valley, Calif.
Rod Odom Central Islip, N.Y.

Sophomores (6)

Josh Henderson Roanoke, Va.
Kedren Johnson Lewisburg, Tenn.
Eric McClellan Austin, Texas
Shelby Moats Waconia, Minn.
Dai-Jon Parker Baton Rouge, La.
James Siakam Douala, Cameroon

Freshmen (7)

A.J. Astroth Tampa, Fla.
Kevin Bright Mannheim, Germany
Alex Gendelman Purchase, N.Y.
Sheldon Jeter Beaver Falls, Pa.
Carter Josephs San Antonio, Texas
Andris Kehris Riga, Latvia
Nathan Watkins Nashville, Tenn.



MEMORIAL MAGIC - THE HOME TO VANDERBILT HOOPS SINCE 1952

HISTORIC MEMORIAL GYMNASIUM IN 61ST SEASON

Storied Memorial Gymnasium is in its 61st season as the host venue of Vanderbilt basketball. The SEC's most historic hoops setting has played host to more than 850 men's contests as well as the 1984 and 1991 SEC Tournaments and 40 men's and women's NCAA Tournament contests (since the early 1980s).

As the oldest gymnasium in the SEC, Memorial Gymnasium is renown for its end zone benches, raised floor and unique atmosphere. It was dedicated in 1952 as a memorial to all Vanderbilt men and women who served in World War II. It was built by the late master architect Edwin Keeble, who was commissioned to build a combination gymnasium/concert hall.

.784	All-time winning percentage at Memorial Gym (728-201).
182	Career wins at Memorial Gym for Kevin Stallings, and is now the facility's all-time wins leader.
.901	Winning percentage against non-conference opponents since 1990 (182-20).
115-13	Stallings' non-conference record at home.
6	Undefeated seasons at home.

Winningest Coaches at Memorial Gymnasium

Coach	Yrs	Record
1 Kevin Stallings (2000-Present)	14	182-51
2. Roy Skinner (1959, 1962-76)	16	181-41
3. Bob Polk (1948-58, 1960-61)	8	96-15
4. C.M. Newton (1982-89)	8	91-37
5. Jan van Breda Kolff (1994-99)	6	75-20
6. Eddie Fogler (1990-93)	4	54-12

Stallings' Year-By-Year Record At Memorial Gym

Year	Won	Lost
2012-13	4	5
2011-12	13	5
2010-11	14	3
2009-10	14	2
2008-09	13	4
2007-08	19	0
2006-07	14	3
2005-06	10	6
2004-05	17	2
2003-04	15	2
2002-03	10	6
2001-02	13	4
2000-01	12	7
1999-00	14	3

ANNUAL ATTENDANCE FIGURES

Year	All Games	Attendance	Average	NCAA Rank	SEC Games	SEC Attendance	Average
2012-13	9	90,045	10,005	-	2	23,167	11,584
2011-12	18	246,561	13,698	18	8	112,368	14,046
2010-11	17	234,632	13,802	18	8	114,346	14,293
2009-10	16	217,965	13,623	21	8	113,539	14,192
2008-09	17	225,686	13,276	25	8	112,833	14,104
2007-08	19	254,954	13,418	22	8	113,713	14,214
2006-07	17	204,511	12,030	31	8	109,043	13,630
2005-06	16	195,159	12,197	24	8	108,258	13,532
2004-05 [^]	19	191,678	10,088	43	8	105,357	13,170
2003-04	17	192,301	11,312	33	8	106,990	13,374
2002-03	16	153,123	9,570	46	8	96,906	12,113
2001-02	17	150,325	8,843	50	8	93,873	11,734
2000-01	19	186,468	9,814	45	8	102,055	12,757
1999-00*	18	197,770	10,987	30	8	106,741	13,343
1998-99	16	192,538	12,034	26	8	106,128	13,266
1997-98	16	213,974	13,373	21	8	117,819	14,727
1996-97	16	207,771	12,986	25	8	120,214	15,027
1995-96	18	226,354	12,575	28	8	112,996	14,125
1994-95	13	183,042	14,080	17	8	118,932	14,867
1993-94	16	223,997	14,000	15	8	121,345	15,168
1992-93	14	212,156	15,154	11	8	122,536	15,317
1991-92	17	210,585	12,387	29	8	115,104	14,388
1990-91	16	214,638	13,415	19	9	133,482	14,831
1989-90	19	259,992	13,684	18	9	136,136	15,126
1988-89	15	224,657	14,977	13	9	137,212	15,246
1987-88	16	223,747	13,984	14	9	138,393	15,377
1986-87	17	226,343	13,314	14	9	130,854	14,539
1985-86	15	200,806	13,387	14	9	128,059	14,229
1984-85	16	194,390	12,149	17	9	122,514	13,613
1983-84	18	249,292	13,850	10	9	135,546	15,050
1982-83	17	237,584	13,976	9	9	135,418	15,046
1981-82	14	202,225	14,445	9	9	131,699	14,633
1980-81	15	227,478	15,165	9	9	136,436	15,160
1979-80	15	228,029	15,202	5	9	138,754	15,417
1978-79	14	215,330	15,380	5	9	139,930	15,547
1977-78	14	207,375	14,813	5	9	134,232	14,915
1976-77	15	211,966	14,131	4	9	149,108	16,568
1975-76	13	180,901	13,915	-	9	135,375	15,042
1974-75	12	178,527	14,877	-	9	134,304	14,923
1973-74	12	182,728	15,227	-	9	140,252	15,584
1972-73	12	173,567	14,464	-	9	131,193	14,577
1971-72	12	156,778	13,065	-	9	120,172	13,352
1970-71	12	170,634	14,220	-	9	130,260	14,473
1969-70	12	176,763	14,730	-	9	135,745	14,861
1968-69	12	126,896	10,575	-	9	95,300	10,589
1967-68	12	129,722	10,810	-	9	96,274	10,697
1966-67	12	105,492	8,791	-	9	79,173	8,797
1965-66	12	106,022	8,835	-	9	62,368	8,910
1964-65	12	98,821	8,235	-	9	65,712	8,214
1963-64	12	84,827	7,069	-	6	35,684	5,947
1962-63	12	75,261	6,272	-	6	46,183	6,598
1961-62	13	73,640	5,665	-	8	47,357	5,920
1960-61	13	74,187	5,707	-	7	45,549	6,507
1959-60	14	76,199	5,443	-	8	46,064	5,758



VANDERBILT ATHLETIC COMMUNICATIONS

INTERVIEW POLICY

Vanderbilt head coach Kevin Stallings and selected Vanderbilt players will be available to the media before practice on a weekly basis during the non-conference season, and bi-weekly during the SEC season.

The times for those media sessions will be emailed to media members in advance of those pre-practice interviews.

Media may photograph the first 20 minutes of practice. All practices are closed to the public.

POSTGAME INTERVIEW POLICY

Vanderbilt head coach Kevin Stallings will enter the Memorial Gym interview room after the NCAA-mandated 10-minute cooling off period, followed by Vanderbilt players.

Visiting coach and player interviews will be at the discretion of the visiting SID.

VUCOMMODORES.COM

The official website of Vanderbilt athletics, vucommo-dores.com, includes pregame notes, season statistics, videos of press conferences and meetings with the media, live stats, twitter feeds, and streaming audio and video of everything that is Commodore athletics.

@VANDYMBB

The official Twitter feed of Vanderbilt men's basketball, follow the latest information and get breaking news on Commodore basketball.

QUICK FACTS

Location.....Nashville, Tenn.
Founded.....1873
Conference.....Southeastern (East)
Enrollment.....6,738
Nickname.....Commodores
Colors.....Black and Gold
Home Arena.....Memorial Gymnasium (14,316)
Chancellor.....Nicholas Zeppos
Vice Chancellor.....David Williams II
Faculty Rep.....Richard McCarty

Basketball Staff

Head Coach.....Kevin Stallings
Record Overall.....390-231 (20)
Record at Vanderbilt.....267-168 (14)
Assistant Coaches.....David Cason, Brad Frederick, Tom Richardson,
Director of Operations.....Dan Cage
Athletic Trainer.....Shannon Gordon
Academic Counselor.....Neal Clark
Administrative Assistant.....Debbie Green
Strength and Conditioning Coach.....Curtis Turner
Office Number.....(615) 322-6530

Athletic Communications

Men's Basketball SID.....Andy Boggs
Media Relations Address.....2601 Jess Neely Dr.
Nashville, TN 37212
Office Phone.....(615) 343-1847
Office Fax.....(615) 343-7064
E-Mail.....Andy.Boggs@Vanderbilt.edu

NBA

Vanderbilt had three players drafted in the first 31 picks of the 2012 NBA Draft, the first time that has happened in pro-gram history. Junior guard John Jenkins was drafted 23rd by the Atlanta Hawks, senior Festus Ezeli was drafted 30th by the Golden State Warriors, and senior forward Jeffery Taylor was drafted 31st by the Charlotte Bobcats. Vanderbilt tied for the second-most players drafted in first 31 picks - Kentucky had four, while North Carolina also had three.

1 of 6

Programs to place all four revenue sports (football, men's and women's basketball, baseball) in postseason play in 2011-12 academic year.

KJ

Sophomore point guard Kedren Johnson is in the top 10 in the SEC in several categories, including:
Scoring - 8th (15.9)
FG% - 7th (.455)
3FG% - 4th (.374)
3FG Made - 5th (2.3)
Min. Played - 3rd (33.7)

79

Vanderbilt is competing in their 79th SEC season. The Commodores are 660-648 all-time against current members of the SEC.

NLI

The Commodores had one signee in the fall, 6'9 big man Damian Jones of Baton Rouge, La. Jones, who attends Scotlandville Magnet in Baton Rouge, is regarded as one of the best big men in the class of 2013.

2012-13 TRENDS

Table with 2 columns: Trend Name and Percentage. Includes categories like Winning Opening Tip, Opponent Scores First, Overtime, Games Decided by Three Points or Less, etc.



ABOUT SOUTH CAROLINA

QUICK FACTS

Location..... Columbia, S.C.
Founded..... 1801
Conference..... SEC
Enrollment..... 30,721
Nickname..... Gamecocks
Colors..... Garnet and Black
Home Arena..... Colonial Life Arena (18,000)
President..... Dr. Harris Pastides
Athletics Director..... Ray Tanner

Basketball Staff

Head Coach..... Frank Martin
Record Overall..... 128-59 (6)
Record at South Carolina..... 11-5 (1)
Assistant Coaches..... Brad Underwood,
..... Matt Figger, Lamont Evans

- South Carolina enters the game Saturday afternoon with an 11-5 overall mark, and a 1-2 record in SEC play after winning their first league game Wednesday night at LSU in an 82-73 overtime win.
The Commodores lead the all-time series, 25-23, and have won the last three games in the series. Vanderbilt is 11-13 all-time at South Carolina.
Vanderbilt claimed the last meeting, 59-48, at Memorial Gym on 2/22/12.
Coach Stallings has a 13-13 overall record against the Gamecocks.

STAT COMPARISON (2012-13)

Table with 3 columns: Stat, VU, SC. Rows include Record, Scoring Offense, Scoring Defense, Scoring Margin, FG%, FG% Defense, 3FG%, 3FG% Defense, Free Throw %, Rebounding, Rebounding Margin, Turnovers/game, Opponent Turnovers, Steals, Blocks.

Vanderbilt Radio Network

FISHER, THOMPSON COURTSIDE TO CALL ACTION ON VANDERBILT RADIO NETWORK FROM IMG COLLEGE

Joe Fisher and Tim Thompson are back at courtside this season, describing the action of every Commodore game to Vanderbilt followers throughout the Southeast.

Fisher, the Voice of the Commodores, will anchor Vanderbilt play-by-play for the 15th consecutive year.

A Nashville native, Fisher also handles the play-by-play broadcasting duties for Commodore football and a select number of baseball games. He also serves as the Director of Broadcasting for Vanderbilt Student Athletics.

Prior to working for Vanderbilt, Fisher served as a television sports anchor in the Nashville market (1987-1996), with stints at WSMV-4 and WKRN-2. He also worked in the public relations field for two years.

Thompson, who is in his 12th year providing color commentary, played for Vanderbilt from 1975-79, receiving the Outstanding Leader and Civitan Sportsmanship Awards. He currently works with Nike College Sports Marketing.

Broadcast Engineer Bob Horner is in his 31st year courtside producing broadcasts of Commodore basketball. During his tenure, Horner has worked more than 750 games for Vanderbilt.

The broadcasts are produced by IMG College, the exclusive multi-media rightsholder for Vanderbilt. Jeff Miller is the general manager.

Radio Affiliates

WLAC 1510-AM Nashville*
WQSV 790-AM Ashland City
WDEF 1370-AM Chattanooga
WKFN 540-AM Clarksville
WEKR 1240-AM Fayetteville
WJJM 1490-AM Lewisburg
WMSR 1320-AM Manchester
WOWW 1430-AM Memphis
WOWW 97.7-FM Memphis

* Commodore Flagship Station

Table with 2 columns: Title, Description. Rows include 1996-97, Lists, 847, Firsts, Schedule.



INS AND OUTS

Career Games Played

Player	Games	Starts	Cons. Starts
Rod Odom	85	25	15
Kyle Fuller	67	15	0
Kedren Johnson	51	15	15
Dai-Jon Parker	43	1	1
Shelby Moats	30	5	1
James Siakam	24	0	0
Josh Henderson	21	9	2
Kevin Bright	15	14	0
Sheldon Jeter	15	1	1
A.J. Astroth	4	0	0
Carter Josephs	3	0	0
Alex Gendelman	2	0	0
Andris Kehris	1	0	0

Double-Digit Scoring Games

Player	Career (Record)	'12-13	Cons.
Rod Odom	12 (7-5)	6 (4-2)	-
Kedren Johnson	13 (7-6)	12 (6-6)	1 (0-1)
Kyle Fuller	7 (4-3)	7 (4-3)	-
Kevin Bright	4 (2-2)	4 (2-2)	1 (0-1)
Josh Henderson	3 (3-0)	2 (2-0)	-
Dai-Jon Parker	2 (1-1)	1 (0-1)	1 (0-1)
Sheldon Jeter	2 (1-1)	2 (1-1)	1 (0-1)

Double-Digit Rebounding Games

Player	Career	'12-13	Cons.
Kevin Bright	2 (1-1)	2 (1-1)	-
Shelby Moats	1 (0-1)	1 (0-1)	-

Double-Digit Assist Games

Player	Career	'12-13	Cons.

Double-Doubles

Player	Career	'12-13	Cons.
Kevin Bright	2 (1-1)	2 (1-1)	-

Triple Doubles

Player	Career	'12-13	Cons.

2012-13 Lineup Record

Johnson, Fuller, Bright, Odom, Moats	2-2
Johnson, Fuller, Bright, Odom, Henderson	4-6
Johnson, Parker, Jeter, Odom, Moats	0-1

PRESEASON SEC POLL

Vanderbilt was picked to finish 10th in the SEC by a select group of 30 media members in a poll released by the league prior to the SEC Basketball Media Days in Birmingham.

PRESEASON MEDIA POLL -- PTS

Kentucky (17)	328
Florida (5)	310
Missouri (1)	286
Tennessee (1)	269
Arkansas	226
Alabama	222
Mississippi	186
Georgia	149
Texas A&M	122
Vanderbilt	120
LSU	116
Auburn	95
South Carolina	54
Mississippi State	37

***First-Place Votes in Parentheses**

MEDIA VOTE

FIRST TEAM ALL-SEC

BJ Young – Arkansas, G, 6-3, 180, Soph., St. Louis, Mo.
 Kenny Boynton – Florida, G, 6-2, 190, Sr., Pompano Beach, Fla.
 Nerlens Noel – Kentucky, F, 6-10, 228, Fr., Everett, Mass.
 Phil Pressey – Missouri, G, 5-11, 175, Jr., Dallas, Texas
 Jarnell Stokes – Tennessee, F, 6-8, 270, Soph., Memphis, Tenn.

SECOND TEAM ALL-SEC

Marshawn Powell – Arkansas, F, 6-7, 240, Jr., Newport News, Va.
 Patric Young – Florida, G, 6-9, 249, Jr., Jacksonville, Fla.
 Kentavious Caldwell-Pope – Georgia, G, 6-5, 205, Soph., Greenville, Ga.
 Alex Poythress – Kentucky, F, 6-7, 239, Fr., Clarksville, Tenn.
 Michael Dixon, Jr. – Missouri, G, 6-1, 190, Sr., Kansas City, Mo.
 Jeronne Maymon – Tennessee, F, 6-7, 260, Sr., Madison, Wis.

SEC Player of the Year: Phil Pressey, Missouri

COACHES VOTE

FIRST TEAM ALL-SEC

Trevor Releford, Alabama
 BJ Young, Arkansas
 Kenny Boynton, Florida
 Patric Young, Florida
 Kentavious Caldwell-Pope, Georgia
 Nerlens Noel, Kentucky
 Phil Pressey, Missouri
 Jeronne Maymon, Tennessee

SECOND TEAM ALL-SEC

Marshawn Powell, Arkansas
 Alex Poythress, Kentucky
 Johnny O'Bryant III, LSU
 Reginald Buckner, Ole Miss
 Murphy Holloway, Ole Miss
 Trae Golden, Tennessee
 Jarnell Stokes, Tennessee
 Elston Turner, Texas A&M

SEC STANDINGS

2012-13 SEC STANDINGS (1/17/13)

	SEC	Pct.	All	Pct.
Ole Miss	3-0	1.000	14-2	.875
Florida	2-0	1.000	12-2	.857
Texas A&M	2-0	1.000	12-3	.800
Missouri	2-1	.667	13-3	.813
Arkansas	2-1	.667	11-5	.688
Kentucky	2-1	.667	11-4	.688
Alabama	2-1	.667	10-6	.625
Auburn	2-1	.667	8-8	.500
Mississippi St.	2-1	.667	7-8	.467
South Carolina	1-2	.333	11-5	.688
LSU	0-3	.000	9-5	.643
Tennessee	0-3	.000	8-7	.533
Vanderbilt	0-3	.000	6-9	.400
Georgia	0-3	.000	6-10	.375

SEC STATS

VU TEAM SEC RANKINGS (1/17/13)

Category	SEC	All
Scoring	13th (56.7)	14th (59.1)
Scoring Defense	9th (68.3)	4th (61.3)
Scoring Margin	12th (-11.7)	13th (2.2)
FT%	14th (.521)	14th (.568)
FG%	14th (.351)	13th (.405)
FG% Defense	12th (.467)	13th (.424)
3FG%	8th (.318)	8th (.345)
3FG% Defense	3rd (.176)	3rd (.297)
3FG Made	2nd (9.0)	3rd (7.7)
Rebound Margin	7th (-0.3)	14th (-1.9)
Blocks	14th (1.7)	13th (3.1)
Assists	9th (12.0)	12th (11.1)
Steals	T-8th (6.0)	11th (6.3)
Turnover Margin	12th (-3.0)	9th (-0.3)
Assist/TO Ratio	12th (0.7)	11th (0.8)

VU INDIVIDUAL SEC RANKINGS (1/17/13)

Player	SEC	Total
Kedren Johnson	SEC	Total
Scoring	NA	8th (15.9)
Assists	3rd (5.3)	NA
FG%	NA	7th (.455)
3FG%	NA	4th (.374)
3FG Made	T-9th (2.3)	5th (2.3)
Minutes Played	T-8th (34.7)	3rd (33.7)
Kevin Bright	SEC	Total
Def. Rebounds	NA	T-7th (4.8)
Shelby Moats	SEC	Total
Off. Rebounding	T-10th (2.7)	NA

Game 1 • Nov. 10, 2012

Nicholls State 65
at Vanderbilt 80
Nashville, Tenn. (Memorial Gym)

#	Player	Total		3-Pr		Rebounds		FT-FTA		PF		A TO Bk Stl		Min
		FG	FGA	FG	FGA	Off	Def	Off	Def	PF	TP	A	To	
00	Prest, Lashan	f	2-6	2-6	0-0	0	0	2	6	2	0	1	0	26
01	McBeath, Sam	f	5-16	1-7	4-5	0	4	4	1	15	3	2	1	29
02	Hunter, Fred	g	8-14	1-2	2-3	4	6	10	1	21	2	3	0	28
11	Rillieux, Shane	g	3-7	1-1	0-0	0	2	2	2	7	1	1	0	27
24	Carpenter, T.J.	g	4-7	1-3	2-3	0	3	3	11	2	2	0	0	28
34	Smith, Jeremy	g	1-4	0-1	0-0	0	2	4	2	0	2	0	0	14
19	Maciel, Pedro	g	0-1	0-1	0-0	0	3	1	0	0	1	0	0	19
13	Julien, Travis	g	0-1	0-0	0-0	1	1	2	0	1	1	0	0	10
24	Bailey, Sterling	g	1-1	1-1	0-0	0	0	1	3	0	0	0	0	11
36	Smith-Hyde, Linden	g	0-0	0-0	0-0	0	0	1	0	0	0	0	0	8
Team		25-58		7-21		8-11		7		23		10		65
Totals		25-58		7-21		8-11		7		23		10		65

FG % 1st Half:	32.0	31.0%	2nd Half:	16.29	55.2%	Game:	25-58	43.1%	Deatball	Rebounds	2
3FG % 1st Half:	1.0	15.0%	2nd Half:	6.11	54.5%	Game:	7-21	33.3%			
FT % 1st Half:	3.4	75.0%	2nd Half:	5.7	71.4%	Game:	21-29	72.4%			

Vanderbilt 80 - 1-0

#	Player	Total		3-Pr		Rebounds		FT-FTA		PF		A TO Bk Stl		Min
		FG	FGA	FG	FGA	Off	Def	Off	Def	PF	TP	A	To	
00	ODOM, Rod	f	3-5	1-3	0-0	0	7	1	7	1	3	1	1	33
34	MOATS, Shelby	f	3-7	2-5	0-0	1	2	1	8	1	0	0	0	30
02	JOHNSON, Kedren	g	5-9	3-7	0-0	1	2	1	8	1	1	0	1	38
11	FULLER, Kyle	g	6-13	2-5	1-3	0	3	1	15	6	1	0	0	36
15	BRIGHT, Kevin	g	5-8	3-3	2-2	1	7	8	4	15	1	3	0	24
21	JETER, Sheldon	g	1-6	1-3	0-0	1	2	3	1	1	0	0	0	17
35	SIKAM, James	g	1-1	0-0	2-2	0	1	4	4	1	0	0	0	9
40	HENDERSON, Josh	g	1-3	0-0	1-2	0	2	0	2	0	0	0	0	13
Team		28-57		12-26		12-18		6		27		35		14
Totals		28-57		12-26		12-18		6		27		35		14

FG % 1st Half:	10.30	33.3%	2nd Half:	18.27	66.7%	Game:	28-57	49.1%	Deatball	Rebounds	4
3FG % 1st Half:	4.7	57.1%	2nd Half:	8-11	72.7%	Game:	12-26	46.2%			
FT % 1st Half:	4.7	57.1%	2nd Half:	8-11	72.7%	Game:	12-18	66.7%			

Points	22	43	65
Rebounds	26	52	78
Assists	8	11	19

Officials: Antonio Petty, Ed Corbett, Karl Hess
Technical fouls: Nicholls State-None, Vanderbilt-None.
Attendance: 7655

Game 2 • Nov. 16, 2012

Vanderbilt 48
at Oregon 74
Eugene, Ore. (Matthew Knight Arena)

#	Player	Total		3-Pr		Rebounds		FT-FTA		PF		A TO Bk Stl		Min
		FG	FGA	FG	FGA	Off	Def	Off	Def	PF	TP	A	To	
00	ODOM, Rod	f	3-13	1-6	2-2	2	1	3	4	9	1	4	0	24
34	MOATS, Shelby	f	0-2	0-2	0-0	0	2	2	5	0	1	0	0	22
02	JOHNSON, Kedren	g	5-15	2-8	2-4	0	4	4	2	14	3	5	0	38
11	FULLER, Kyle	g	6-9	0-1	5-6	0	1	1	0	17	1	6	0	37
15	BRIGHT, Kevin	g	2-4	1-2	0-2	2	6	8	1	5	1	1	0	28
14	JOSEPH, Carter	g	0-0	0-0	0-0	0	0	0	0	0	0	0	0	1
20	ASTROTH, A.J.	g	0-2	0-1	0-0	0	0	0	0	0	0	0	0	3
21	JETER, Sheldon	g	0-1	0-1	0-0	0	5	5	1	0	0	0	0	13
35	SIKAM, James	g	0-1	0-0	0-2	0	0	0	0	0	0	0	0	13
40	HENDERSON, Josh	g	0-0	0-0	3-4	3	2	5	4	3	2	2	0	21
Team		16-47		4-21		12-30		8		21		29		19
Totals		16-47		4-21		12-30		8		21		29		19

FG % 1st Half:	6.22	27.3%	2nd Half:	10.25	40.0%	Game:	16-47	34.0%	Deatball	Rebounds	4
3FG % 1st Half:	2.9	22.2%	2nd Half:	2-12	16.7%	Game:	4-21	19.0%			
FT % 1st Half:	6.8	75.0%	2nd Half:	6-12	50.0%	Game:	12-30	60.0%			

Oregon 74 - 3-0

#	Player	Total		3-Pr		Rebounds		FT-FTA		PF		A TO Bk Stl		Min
		FG	FGA	FG	FGA	Off	Def	Off	Def	PF	TP	A	To	
25	Singler, E.J.	f	5-13	3-9	9-11	1	4	5	3	22	6	0	2	26
05	Woods, Tony	c	3-5	0-0	4-5	0	1	1	3	10	1	3	0	19
01	Ariss, Dominic	g	2-5	0-2	0-0	0	3	3	4	3	1	0	0	23
10	Lloyd, Johnathan	g	1-3	1-2	0-0	1	2	3	3	3	3	0	1	20
21	Dotson, Damyean	g	4-9	2-6	0-0	0	4	4	0	10	1	0	1	25
04	Lucente, Nicholas	g	0-0	0-0	0-0	0	0	0	0	0	0	0	0	1
05	Richardson, Fred	g	1-2	0-1	1-1	1	2	0	0	0	0	0	0	3
12	Baker, Coleton	g	0-0	0-0	0-0	0	0	0	1	0	0	0	0	2
14	Kazemi, Arsalan	g	1-2	0-0	1-2	2	5	7	2	5	1	1	0	21
20	Austin, Waverly	g	3-8	0-0	0-0	2	4	6	0	4	6	1	0	18
24	Moore, Willie	g	1-2	0-1	0-0	1	2	2	2	2	0	0	0	5
32	Carter, Ben	g	0-1	0-0	0-0	2	2	1	0	2	0	0	0	9
33	Emory, Carlos	g	3-5	0-1	3-3	0	1	1	1	9	1	0	1	25
40	Kuemper, Austin	g	0-0	0-0	0-0	1	1	0	0	0	0	0	0	3
Team		25-55		6-22		18-22		8		27		35		23
Totals		25-55		6-22		18-22		8		27		35		23

FG % 1st Half:	16.32	50.0%	2nd Half:	6-23	39.1%	Game:	25-55	45.5%	Deatball	Rebounds	4
3FG % 1st Half:	5-13	38.5%	2nd Half:	1-9	11.1%	Game:	6-22	27.3%			
FT % 1st Half:	4.4	66.7%	2nd Half:	14-16	87.5%	Game:	18-22	81.8%			

Points	20	28	48
Rebounds	41	33	74
Assists	8	11	19

Officials: Michael Greenstein, Frank Harvey III, Justin Van Doyne
Technical fouls: Vanderbilt-TEAM 2, Oregon-None.
Attendance: 9137

Game 3 • Nov. 22, 2012

Vanderbilt 62
vs. Davidson 75
Orlando, Fla. (Old Spice Classic)

#	Player	Total		3-Pr		Rebounds		FT-FTA		PF		A TO Bk Stl		Min	
		FG	FGA	FG	FGA	Off	Def	Off	Def	PF	TP	A	To		Bk
00	ODOM, Rod	f	1-7	0-5	4-6	1	3	4	0	6	1	1	1	0	31
34	MOATS, Shelby	f	0-2	0-2	0-0	0	2	3	0	2	3	0	0	18	
02	JOHNSON, Kedren	g	11-17	4-6	2-2	0	3	4	28	1	5	0	1	30	
11	FULLER, Kyle	g	6-15	2-5	0-0	1	5	6	2	14	1	2	0	39	
15	BRIGHT, Kevin	g	0-2	0-0	2	2	4	0	2	1	0	0	0	31	
21	JETER, Sheldon	g	3-6	0-0	0-0	1	3	4	3	6	0	1	1	18	
35	SIKAM, James	g	2-2	0-0	0-0	0	1	4	0	1	4	0	0	11	
40	HENDERSON, Josh	g	2-5	0-0	1	2	3	2	4	0	1	1	0	22	
Team		25-66		6-18		6-8		9		29		15		62	
Totals		25-66		6-18		6-8		9		29		15		62	

FG % 1st Half:	10-24	41.7%	2nd Half:	15-32	46.9%	Game:	25-56	44.6%	Deatball	Rebounds	2
3FG % 1st Half:	2-4	50.0%	2nd Half:	4-12	33.3%	Game:	6-18	33.3%			
FT % 1st Half:	3-4	75.0%	2nd Half:	3-4	75.0%	Game:	6-8	75.0%			

Davidson 75 - 2-2

#	Player	Total		3-Pr		Rebounds		FT-FTA		PF		A TO Bk Stl		Min	
		FG	FGA	FG	FGA	Off	Def	Off	Def	PF	TP	A	To		Bk
15	COHEN, Jake	f	6-11	2-3	0-0	1	4	5	4	14	2	0	1	0	23
24	BROOKS, De'Mon	f	7-13	0-2	5-6	4	2	6	0	18	1	2	1	0	24
04	KALINOSKI, Tyler	g	2-8	2-7	0-0	0	4	4	1	6	3	1	0	23	
12	COCHRAN, Nik	g	4-5	4-4	2-2	0	0	4	14	2	5	0	0	26	
35	CZERAPOWICZ, Chris	g	3-6	1-3	0-0	0	1	2	7	1	0	0	1	23	
01	MEJRI, Youssef	g	0-0	0-0	0										

Game 4 • Nov. 23, 2012

Vanderbilt..... 33
vs. Marist..... 50
Orlando, Fla. (Old Spice Classic)

MARIST 50 - 2-3

#	Player	Total			3-Pr			Rebounds			PF	TP	A	T	Bk	Stl	Min
		FG	FGA	FT	FTA	FG	FGA	FT	FTA	Off							
44	Lewis, Chavaughn	f	2-7	0-1	1-2	0	3	1	5	2	2	1	2	3	4	34	
56	Kemp, Adam	f	1-6	0-0	2-4	2	3	2	5	2	2	1	2	1	25		
20	Price, Devin	g	5-16	3-10	0-1	2	2	4	1	13	1	4	0	2	37		
11	Morton, Isaiah	g	4-10	3-8	2-4	0	4	4	1	13	5	4	0	1	39		
29	Bowie, Jay	g	2-4	0-1	0-0	3	9	12	1	4	1	1	0	0	32		
24	Thomas, Manny	g	2-3	2-2	0-0	0	3	3	1	6	0	0	0	0	11		
32	Curry, T.J.	g	2-2	1-1	0-0	0	1	1	5	0	0	0	0	0	4		
35	Lawrence, Phillip	g	0-0	0-0	0-0	0	2	2	0	0	0	0	0	0	4		
44	Truog, Eric	g	0-1	0-0	0-2	1	3	4	2	0	0	2	0	0	14		
Team		2-3		0-3		0-3		0-3		0-3		0-3		0-3		0-3	
Totals		18-49		9-23		5-13		10		39		10		50		9 14 3 6 200	

FG % 1st Half: 19.2% 37.0% 2nd half: 8.2% 36.4% Game: 18-49 36.7% Deadball Rebounds 2
3FG % 1st Half: 5.1% 38.5% 2nd half: 4.1% 40.0% Game: 9-23 39.1%
FT % 1st Half: 2.3% 65.7% 2nd half: 3.1% 30.0% Game: 5-13 38.9%

Vanderbilt 33 - 1-3

#	Player	Total			3-Pr			Rebounds			PF	TP	A	T	Bk	Stl	Min
		FG	FGA	FT	FTA	FG	FGA	FT	FTA	Off							
06	ODOM, Rod	f	2-10	0-1	1-2	2	2	4	3	5	0	1	1	1	30		
40	HENDERSON, Josh	c	2-8	0-0	0-0	2	2	8	1	4	0	0	1	1	22		
02	JOHNSON, Kedren	g	2-11	0-5	0-0	2	6	8	3	4	3	2	0	2	38		
11	FULLER, Kyle	g	2-12	0-5	0-0	0	0	0	0	1	4	1	2	0	36		
15	BRIGHT, Kevin	g	1-5	1-3	0-0	1	7	8	2	3	0	2	0	0	26		
21	JETER, Sheldon	g	1-4	1-2	0-0	2	0	2	1	3	0	1	1	1	11		
34	MOATS, Shelby	g	1-6	0-4	0-0	1	6	7	2	2	0	2	0	1	18		
35	SIKAM, James	g	3-5	0-0	2-4	6	2	8	2	8	0	3	1	2	19		
Team		0-2		0-2		0-2		0-2		0-2		0-2		0-2		0-2	
Totals		14-61		2-20		3-6		16		27		43		13		9 200	

FG % 1st Half: 6.3% 20.0% 2nd half: 8.31 23.0% Game: 14-61 23.0% Deadball Rebounds 2
3FG % 1st Half: 0.0% 0.0% 2nd half: 0-11 0.0% Game: 2-20 10.0%
FT % 1st Half: 0.0% 0.0% 2nd half: 3.6 50.0% Game: 3-6 50.0%

Officials: Rick Crawford, Brian O'Connell, Donny Eppley
Technical fouls: MARIST-None, Vanderbilt-None.
Attendance: 2927
Old Spice Classic Game Six

Score by periods	1st	2nd	Total
Vanderbilt	27	23	50
MARIST	14	19	33

Last FG - MARIST 2nd-01:10, VU 2nd-00:05
Largest lead - MARIST by 26 (2nd-15:21), VU None

ORLANDO - Devin Price and Isaiah Morton scored 13 points each and Marist beat Vanderbilt 50-33 in a consolation round game at the Old Spice Classic.

Jay Bowie added four points and 12 rebounds for Marist (2-3).

Vanderbilt (1-3) got eight points from James Siakam. The Commodores shot just 23.0 percent (14 of 61) and finished with their lowest point total since a 33-31 loss to Mississippi State on Jan. 30, 1982.

Both teams lost in Thursday's opening round. Marist lost 87-44 to West Virginia, while Davidson beat Vanderbilt 75-62.

Price hit a 3 and Chavaughn Lewis scored on a fast-break slam during an 11-0 run to start the second half that gave Marist a 38-14 lead with 15 minutes left.

Vanderbilt didn't get its first point in the second half until Siakam's free throw with 13:54 remaining. After missing their initial eight shots, Kedren Johnson's layup 1 minute, 34 seconds later was the Commodores' first second-half basket.

Johnson, who had career-high 28 points Thursday, scored four Friday.

Rod Odom's basket got Vanderbilt within 47-30 with two minutes remaining.

Price made a 3-pointer to put Marist ahead 27-9 three minutes before intermission.

Morton hit a 3 and Lewis had a three-point play as Marist went up 8-0 with 15:21 left in the first half. T.J. Curry's long-range jumper extended the Red Foxes' advantage to 13-3 three minutes later.

Vanderbilt missed its first 10 shots. Sheldon Jeter got the Commodores' first basket, a 3-pointer six minutes into the game.

Vanderbilt, looking to replace its top six scorers from last season, made just 6 of 30 shots (20 percent) during the opening half.

Game 5 • Nov. 25, 2012

UTEP..... 49
vs. Vanderbilt..... 73
Orlando, Fla. (Old Spice Classic)

Vanderbilt 73 - 2-3

#	Player	Total			3-Pr			Rebounds			PF	TP	A	T	Bk	Stl	Min
		FG	FGA	FT	FTA	FG	FGA	FT	FTA	Off							
02	ODOM, Rod	f	5-11	2-6	4-8	1	6	7	1	16	0	1	1	2	33		
40	HENDERSON, Josh	c	2-4	0-0	1-2	0	1	1	3	5	0	1	0	2	17		
02	JOHNSON, Kedren	g	7-11	2-4	1-2	0	2	2	1	17	0	2	0	4	36		
11	FULLER, Kyle	g	4-8	1-3	5-6	0	2	2	1	14	5	1	0	1	34		
15	BRIGHT, Kevin	g	2-4	2-3	0-0	0	3	3	6	1	4	0	1	0	27		
05	GENDELMAN, Alex	g	0-0	0-0	0-0	0	0	0	0	0	0	0	0	0	0		
10	WATKINS, Nathan	g	0-0	0-0	0-0	0	0	0	0	0	0	0	0	0	1		
14	JOSEPHS, Carter	g	0-0	0-0	0-0	0	0	0	0	0	0	0	0	0	1		
21	JETER, Sheldon	g	2-3	1-1	0-0	1	1	1	4	5	1	2	0	3	17		
34	MOATS, Shelby	g	3-6	1-2	1-1	4	1	5	2	8	3	0	0	1	23		
35	SIKAM, James	g	0-2	0-0	2-2	2	2	4	3	2	0	1	0	1	11		
Team		0-0		0-0		0-0		0-0		0-0		0-0		0-0		0-0	
Totals		25-49		9-19		14-19		7		18		25		16		73 10 12 1 15 200	

FG % 1st Half: 12.3% 52.2% 2nd half: 15.0% 50.0% Game: 25-49 51.0% Deadball Rebounds 3
3FG % 1st Half: 4.8 50.0% 2nd half: 5-11 45.5% Game: 9-19 47.4%
FT % 1st Half: 5-8 62.5% 2nd half: 9-11 81.8% Game: 14-19 73.7%

UTEP 49 - 1-4

#	Player	Total			3-Pr			Rebounds			PF	TP	A	T	Bk	Stl	Min
		FG	FGA	FT	FTA	FG	FGA	FT	FTA	Off							
31	LANG, Cedrick	f	3-6	0-0	4-8	2	5	7	4	10	0	1	0	0	20		
21	BOHANNON, John	c	4-4	0-0	3-5	0	6	6	2	11	2	4	2	0	28		
02	RAGLAND, Jason	g	2-5	2-5	0-0	0	0	0	1	6	1	0	0	0	25		
04	WASHBURN, Julian	g	2-6	0-2	0-0	0	1	1	4	2	4	0	0	0	28		
11	STREETER, Jacques	g	1-5	1-3	0-0	0	2	2	1	5	3	0	2	32			
05	COOPER, C.J.	g	2-5	1-3	0-0	0	2	2	1	5	1	1	0	0	26		
32	WASHBURN, Chris	g	0-2	0-0	0-0	0	0	0	1	0	4	1	0	20			
33	HOWARD, Twymond	g	2-5	0-0	2-2	3	1	4	0	1	0	0	0	11			
44	MOORE, Malcolm	g	1-1	0-0	2-2	1	2	3	4	0	1	0	0	9			
Team		0-2		0-2		0-2		0-2		0-2		0-2		0-2		0-2	
Totals		17-39		4-13		11-15		5		19		24		15		49 11 20 3 2 200	

FG % 1st Half: 5.1% 33.3% 2nd half: 12.24 43.6% Game: 17-39 43.6% Deadball Rebounds 3
3FG % 1st Half: 2.7 28.6% 2nd half: 2-8 25.3% Game: 4-13 30.8%
FT % 1st Half: 5.7 71.4% 2nd half: 6-8 75.0% Game: 11-15 73.3%

Officials: Karl Hess, Ray Styons, Rick Crawford
Technical fouls: Vanderbilt-None, UTEP-None.
Attendance: 1080
Old Spice Classic Game 10

Score by periods	1st	2nd	Total
Vanderbilt	33	40	73
UTEP	17	32	49

Last FG - VU 2nd-00:30, UTEP 2nd-01:02
Largest lead - VU by 24 (2nd-04:43), UTEP by 6 (1st-15:17)

ORLANDO - Kedren Johnson scored 17 points and Rod Odom added 16 as Vanderbilt beat Texas El-Paso 73-49 in the consolation round at the Old Spice Classic.

Kyle Fuller added 14 points for Vanderbilt (2-3). The Commodores, looking to replace their top six scorers from last season's 25-win team, entered averaging 55.8 points a game.

John Bohannon had 11 points for the Miners (1-4), who have lost four in a row. The streak matches their longest skid under coach Tim Floyd.

Both teams lost their previous two games at the classic.

Vanderbilt was coming off a 50-33 loss Friday to Marist. The Commodores were also defeated 75-62 by Davidson. UTEP's losses came against Clemson (69-48) and Oklahoma (68-61).

Johnson's 3-pointer made it 57-36 with 7:30 to play. The guard, who had a career-high 28 points in Thursday's loss to Davidson, was held to four points one day later by Marist.

Vanderbilt opened the second half with a 9-2 run to grab a 42-19 lead. Shelby Moats had a 3 during the stretch.

UTEP narrowed the gap to 49-34 midway through the second on C.J. Cooper's basket.

Odom had eight points in helping Vanderbilt go ahead 33-17 at halftime.

Kevin Bright had two 3-pointers, and Odom and Fuller also hit long-range jumpers during a 19-0 stretch as Vanderbilt took a 28-12 advantage 14 minutes into the game.

UTEP went scoreless for more than eight minutes before Cedrick Lang's basket cut the deficit to 28-14 four minutes before intermission.

Lang finished with 10 points.

Bohannon's 3-point play gave UTEP an early 7-1 lead. Odom made a jumper to conclude an 8-0 run for Vanderbilt that put the Commodores up 9-7.

Game 6 • Dec. 1, 2012

Villanova..... 62
at Vanderbilt..... 52
Nashville, Tenn. (Memorial Gym)

Villanova 62 - 4-3

#	Player	Total			3-Pr			Rebounds			PF	TP	A	T	Bk	Stl	Min
		FG	FGA	FT	FTA	FG	FGA	FT	FTA	Off							
13	YAROU, Mouphtaou	f	3-7	0-0	10-12	2	5	7	1	16	0	4	2	1	31		
25	SUTTON, Maurice	c	0-2	0-0	1-2	1	1	2	1	0	1	0	0	0	9		
04	HILLIARD, Darrin	g	3-8	2-3	0-0	0	2	2	1	8	1	1	0	2	27		
15	ARCIDIACONO, Ryan	g	1-6	1-5	5-6	0	4	4	1	8	4	2	0	0	32		
32	BELL, James	g	3-8	2-3	0-0	1	2	3	4	8	1	0	0	0	33		
05	CHENNAULT, Tony	g	1-2	1-2	0-0	0	3	3	3	2	2	0	0	0	16		
22	PINKSTON, JayVaughn	g	6-9	0-0	1-2	4	4	1	13	1	1	0	2	26			
23	OCHEFU, Daniel	g	1-1	0-0	1-3	0	4	4	1	3	0	1	1	0	14		
24	YACOUBOU, Achraf	g	1-3	0-2	0-0	0	0	0	1	2	0	0	0	1	12		
Team		0-1		0-1		0-1		0-1		0-1		0-1		0-1		0-1	
Totals		19-46		6-15		18-25		8		26		34					

Game 7 • Dec. 6, 2012

Vanderbilt..... 66
at Xavier (OT)..... 64
Cincinnati, Ohio (Cintas Center)

#	Player	Total			3-Pr			Rebounds			PF	TP	A	TO	Bk	Stl	Min
		FG	FGA	FT	FTA	FG	FGA	FT	FTA	Off							
00	ODOM, Rod	2-5	2-4	1-4	2	0	2	5	7	0	4	0	0	0	0	31	
40	HENDERSON, Josh	0-1	0-0	0-0	1	0	1	1	0	2	1	1	0	0	20		
20	JOHNSON, Kedren	8-16	2-5	1-3	2	2	4	1	10	3	3	2	4	4	41		
11	FULLER, Kyle	8-16	2-7	7-10	0	4	4	1	25	5	2	1	3	40			
15	BRIGHT, Kevin	3-6	2-5	3-4	2	8	10	2	11	0	1	0	0	42			
24	JETER, Sheldon	0-1	0-1	0-0	0	1	1	2	0	0	0	1	0	12			
24	MOATS, Shelby	1-4	1-4	0-2	2	3	5	4	3	1	1	0	1	25			
35	SIKAM, James	0-0	0-0	1-2	1	1	2	3	0	1	0	0	0	14			
Totals		22-49	9-27	13-25	11	20	31	19	66	11	13	5	8	225			

FG % 1st Half: 10.2% 43.5% 2nd half: 8.20 40.0% OT: 4.6 66.7% Game: 22-49 44.9% Double
3FG % 1st Half: 4.1 28.6% 2nd half: 0.0 0.0% OT: 1.3 33.3% Game: 9-27 33.3% Double
FT % 1st Half: 3.6 60.0% 2nd half: 7.12 68.3% OT: 3.8 50.0% Game: 13-25 52.0% 4.1

#	Player	Total			3-Pr			Rebounds			PF	TP	A	TO	Bk	Stl	Min
		FG	FGA	FT	FTA	FG	FGA	FT	FTA	Off							
04	TAYLOR, Travis	6-9	0-0	3-4	2	2	4	15	0	1	0	1	0	1	31		
20	MARTIN, Justin	5-7	1-3	2-3	2	3	5	4	13	3	1	0	1	40			
31	PHILMORE, Isaiah	4-9	0-1	3-4	6	4	10	2	11	1	2	0	1	38			
00	CHRISTON, Semaj	6-13	0-2	0-2	0	1	1	12	5	3	0	2	39				
11	DAVIS, Dee	9	2-7	0-0	0	2	2	6	3	3	0	1	37				
12	REDFORD, Brad	2-7	2-6	0-0	0	0	0	1	6	1	1	0	16				
21	ROBINSON, Jeff	0-1	0-1	1-2	2	3	5	2	1	0	0	0	14				
22	AMOS, Landon	0-0	0-0	0-0	0	0	0	1	0	0	0	0	3				
35	STENGER, Erik	0-0	0-0	1-2	0	1	2	0	1	0	0	0	7				
Totals		25-55	5-20	9-17	13	20	33	22	64	14	11	0	7	225			

FG % 1st Half: 14.26 53.8% 2nd half: 9.23 39.1% OT: 3.8 33.3% Game: 25-55 45.5% Double
3FG % 1st Half: 4.13 30.8% 2nd half: 0.4 0.0% OT: 1.3 33.3% Game: 2-20 25.0% Double
FT % 1st Half: 1.4 25.0% 2nd half: 3.6 50.0% OT: 5.7 71.4% Game: 9-17 52.9% 4

Officials: Jamie Luckie, Pat Adams, Roger Ayers
Technical fouls: Vanderbilt=None, Xavier=None
Attendance: 10011

Score by periods	1st	2nd	OT	Total
Vanderbilt	27	12	27	66
Xavier	33	11	10	54

Points In Off 2nd Fast
Team FG 27 12 27 66
VU 24 16 6 12 4
XU 34 15 6 7

Score tied - 0 times
Lead changed - 7 times
Last FG - VU 01:01.10, XU 02:06.36
Largest lead - VU by 4 OT:01:10, XU by 13:20-17:08.

Game 8 • Dec. 15, 2012

Alabama A&M..... 46
at Vanderbilt..... 71
Nashville, Tenn. (Memorial Gym)

#	Player	Total			3-Pr			Rebounds			PF	TP	A	TO	Bk	Stl	Min
		FG	FGA	FT	FTA	FG	FGA	FT	FTA	Off							
00	BANKS, Justin	1	0-1	0-0	1	0	1	2	2	3	0	0	2	0	20		
30	TAB, Demarquette	4	4-8	0-0	2-4	3	4	7	4	10	1	3	0	2	32		
10	CRUTCHER, Jeremy	2	2-10	0-4	5-6	0	2	2	4	9	2	2	0	0	38		
12	HILL, Green	2	2-7	0-1	1-2	1	0	1	1	5	1	3	0	1	29		
40	ELLIS, Brandon	4	4-7	2-3	0-0	3	1	4	10	1	1	0	0	31			
20	LONG, Jose	1	1-3	0-2	0-0	1	5	6	0	2	1	1	0	15			
22	DAVIS, Tyler	1	1-3	0-0	0-1	1	1	3	0	1	0	0	0	18			
35	HOUSTON, Byron	0	0-0	0-0	0-0	0	0	0	0	0	0	0	0	4			
38	WEIST, Nicholas	1	1-7	1-4	4-4	1	1	2	1	7	1	0	0	13			
Totals		15-46	4-17	12-17	11	18	29	15	46	7	13	0	4	200			

FG % 1st Half: 9.25 36.0% 2nd half: 6.21 28.6% Game: 15-46 32.6% Double
3FG % 1st Half: 2.9 22.2% 2nd half: 2.8 25.0% Game: 4-17 23.5% Double
FT % 1st Half: 2.2 100.0% 2nd half: 10.15 66.7% Game: 12-17 70.6%

#	Player	Total			3-Pr			Rebounds			PF	TP	A	TO	Bk	Stl	Min
		FG	FGA	FT	FTA	FG	FGA	FT	FTA	Off							
00	ODOM, Rod	6	6-11	4-5	1-3	2	0	2	1	17	2	1	1	2	30		
40	HENDERSON, Josh	6	6-7	0-0	1-3	3	4	3	13	2	3	0	2	24			
00	JOHNSON, Kedren	5	5-12	3-6	6-8	0	4	4	3	19	3	1	0	23			
11	FULLER, Kyle	9	9-10	1-5	0-0	1	1	2	2	7	3	0	0	30			
15	BRIGHT, Kevin	2	2-4	1-2	0-0	2	6	8	1	5	3	0	0	31			
05	GENDIELMAN, Alex	0	0-1	0-0	0-0	0	0	0	0	0	0	0	0	2			
10	WATKINS, Nathan	0	0-0	0-0	0-0	0	1	1	0	0	2	0	0	1			
14	JOSEPHS, Carter	0	0-0	0-0	0-0	0	0	0	0	0	0	0	0	1			
20	ASTROTH, A.J.	1	1-1	0-0	0-0	0	1	1	0	2	1	0	0	7			
24	JETER, Sheldon	2	2-2	1-1	0-1	2	4	6	3	5	1	1	0	16			
33	KEHRIS, Andre	0	0-0	0-0	0-0	0	1	1	0	0	0	0	0	1			
34	MOATS, Shelby	0	0-0	0-2	3-4	1	0	1	1	0	1	0	1	5			
35	SIKAM, James	1	1-0	1-2	0-0	2	2	2	3	1	0	0	0	9			
Totals		26-51	10-21	9-19	14	23	37	17	71	17	10	3	7	200			

FG % 1st Half: 12.29 41.4% 2nd half: 14.22 63.6% Game: 26-51 51.0% Double
3FG % 1st Half: 6.13 46.2% 2nd half: 4.8 60.0% Game: 10-21 47.6% Double
FT % 1st Half: 1.4 25.0% 2nd half: 8.15 53.3% Game: 9-19 47.4%

Officials: Doug Shows, Rick Hartzell, Don Daily
Technical fouls: Alabama A&M=None, Vanderbilt=None
Attendance: 9890

Score by periods	1st	2nd	Total
Alabama A&M	22	24	46
Vanderbilt	31	40	71

Points In Off 2nd Fast
Team FG 26 24 46
AA&M 19 3 11 2 2
VU 26 16 17 6 10

Score tied - 0 times
Lead changed - 0 times
Last FG - AA&M 2nd:05:33, VU 2nd:01:24
Largest lead - AA&M None, VU 29:29-03:18.

Game 9 • Dec. 17, 2012

Cornell..... 55
at Vanderbilt..... 66
Nashville, Tenn. (Memorial Gym)

#	Player	Total			3-Pr			Rebounds			PF	TP	A	TO	Bk	Stl	Min
		FG	FGA	FT	FTA	FG	FGA	FT	FTA	Off							
32	MILLER, Shonn	4	4-10	0-3	5-5	3	12	15	3	13	1	0	2	1	36		
34	FIGINI, Josh	1	1-3	1-2	0-0	1	0	1	1	3	1	1	0	0	14		
10	CRISLER, Nolan	9	1-6	0-3	0-0	1	1	2	0	1	2	0	0	17			
22	ASAFU-ADJEL, Miles	9	0-1	0-0	1-4	0	2	2	1	3	1	0	0	20			
23	GRAY, Johnathan	9	3-9	1-6	0-0	0	0	2	7	0	0	0	0	22			
01	CANIGER, Gabe	1	1-7	0-0	1-2	1	2	0	3	0	2	0	1	14			
12	SCSELF, Dominick	2	2-6	2-6	0-0	0	0	0	1	6	1	0	0	16			
13	PECK, Erick	0	0-6	0-4	2-2	0	3	3	1	2	0	0	0	18			
24	CHERRY, Devon	1	1-7	0-3	3-4	2	1	3	1	5	3	1	0	16			
33	TARWATER, Dwight	1	1-1	0-0	0-0	0	0	0	0	3	0	0	0	7			
55	CHEMERINSKI, Eitan	4	4-4	0-0	2-2	2	2	0	5	10	3	2	0	20			
Totals		18-60	5-28	14-19	13	23	36	17	55	9	9	5	4	200			

FG % 1st Half: 8.30 26.7% 2nd half: 10.30 33.3% Game: 18-60 30.0% Double
3FG % 1st Half: 2.15 13.3% 2nd half: 3.13 23.1% Game: 5-28 17.9% Double
FT % 1st Half: 6.9 66.7% 2nd half: 8.10 80.0% Game: 14-19 73.7%

#	Player	Total			3-Pr			Rebounds			PF	TP	A	TO	Bk	Stl	Min
		FG	FGA	FT	FTA	FG	FGA	FT	FTA	Off							
00	ODOM, Rod	4	4-12	3-8	2-4	1	6	7	1	13	2	1	0	0	34		
40	HENDERSON, Josh	4	5-9	0-0	1-3	2	3	5	4	11	2	2	0	25			
02	JOHNSON, Kedren	9	5-6	3-4	2-4	0	4	4	15	1	4	1	1	18			
11	FULLER, Kyle	9	5-8	2-3	5-6	0	6	3	17	3	2	1	1	35			
15	BRIGHT, Kevin	9	3-6	2-3	0-0	5	5	0	8	3	1	1	30				
21	JETER, Sheldon	0	0-0	0-0	0-0	0	1	1	0	0	0	0	0	10			
24	PARKER, Dai-Jon	1	1-3	0-2	0-0	0	3	2	1	1	0	0	0	28			
24	MOATS, Shelby	0	0-1	0-0	0-2	0	1	1	1	0	0	0	0	14			
35	SIKAM, James	0	0-0	0-0	0-0	0	2	2	0	1	1	1	1	6			
Totals		23-45	10-20	10-19	5	32	37	16	66	16	15	8	4	200			

FG % 1st Half: 14.26 53.8% 2nd half: 9.19 47.4% Game: 23-45 51.1% Double
3FG % 1st Half: 7.14 50.0% 2nd half: 3.6 50.0% Game: 10-20 50.0% Double
FT % 1st Half: 1.4 25.0% 2nd half: 8.15 60.0% Game: 10-19 52.6%

Officials: Jamie Luckie, James Breeding, Dedric Taylor
Technical fouls: Cornell=None, Vanderbilt=None
Attendance: 5716

Score by periods	1st	2nd	Total
Cornell	24	31	55
Vanderbilt	36	30	66

Points In Off 2nd Fast
Team FG 23 30

Game 10 • Dec. 21, 2012

Vanderbilt..... 52
vs. MTSU..... 56
Nashville, Tenn. (Bridgestone Arena)

Vanderbilt 52 - 55

#	Player	Total	3-Pr	Rebounds	PF	TP	A	T.O.	Bk	St	Min			
		FG	FGA	FT	FTA	Off	Def	Total						
00	ODOM, Rod	1-4	0-1	1-1	2	0	2	4	5	0	2	0	1	19
06	HENDERSON, Josh	1-5	0-0	0-0	0	2	2	3	2	1	0	1	24	
02	JOHNSON, Kedren	9-19	1-5	0-0	2	2	1	25	2	6	0	2	35	
11	FULLER, Kyle	3-7	0-2	2-5	0	2	2	4	8	0	0	3	33	
15	BRIGHT, Kevin	1-2	0-1	2-3	1	5	0	4	0	3	0	0	27	
21	JETER, Sheldon	1-1	1-1	0-0	0	2	2	0	3	0	1	0	4	
24	PARKER, Dai-Jon	0-2	0-1	0-0	1	1	2	1	0	1	0	0	22	
34	MOATS, Shelby	1-2	1-1	2-2	1	1	2	1	5	2	1	0	16	
35	SIKAKAM, James	0-0	0-0	0-0	1	0	1	3	0	1	2	0	20	
Team				3-4										
Totals		18-42	3-12	13-19	7	18	25	17	52	8	18	2	200	

FG % 1st Half: 9.21 42.9% 2nd half: 9.21 42.9% Game: 18-42 42.9%
3FG % 1st Half: 3.8 37.5% 2nd half: 0.4 0.0% Game: 3-12 25.0%
FT % 1st Half: 10-13 76.9% 2nd half: 3-6 50.0% Game: 13-19 68.4%

Middle Tennessee 56 - 9-3

#	Player	Total	3-Pr	Rebounds	PF	TP	A	T.O.	Bk	St	Min		
		FG	FGA	FT	FTA	Off	Def	Total					
01	Hunter, Neiko	0-2	0-1	2-2	1	0	1	3	2	0	1	1	12
30	Sutton, JF	0-4	0-0	0-0	0	2	2	1	0	0	2	0	16
13	Massey, Bruce	7-10	1-1	2-3	1	4	5	2	17	3	1	0	25
14	Knight, Marcos	9-25	0-0	1-1	1	4	5	2	3	1	0	0	27
15	Cintron, Raymond	2-4	0-2	1-2	0	3	3	1	5	3	4	0	27
03	Gallman, James	0-1	0-1	0-0	0	0	0	0	0	0	0	0	10
05	Knight, Tweety	3-6	0-0	2-3	3	0	3	6	0	4	0	1	15
12	Jones, Shawn	3-8	0-0	2-3	6	3	9	2	8	0	4	1	22
21	Walker, Tom	1-2	0-0	0-1	0	0	0	2	0	0	0	0	3
22	Jones, Jason	0-1	0-0	0-0	0	1	1	1	0	0	0	0	8
24	Hammonds, Kerry	3-5	2-3	3-4	0	0	0	4	11	0	1	1	24
40	Rozier, Jarquez	0-2	0-0	0-0	0	3	2	0	1	0	0	0	11
Team				2-2									
Totals		21-48	3-8	11-16	14	20	34	22	56	10	20	3	200

FG % 1st Half: 10-22 45.5% 2nd half: 11-26 42.3% Game: 21-48 43.8%
3FG % 1st Half: 3-6 50.0% 2nd half: 0-2 0.0% Game: 3-8 37.5%
FT % 1st Half: 8-10 80.0% 2nd half: 3-6 50.0% Game: 11-16 68.8%

Officials: John Hampton, Ron Groover, Marc Elford
Technical fouls: Vanderbilt None. Middle Tennessee-TEAM.
Attendance: 807

Score by periods	1st	2nd	Total
Vanderbilt	31	21	52
Middle Tennessee	31	25	56

Last FG - VU 2nd 01:56, MT 2nd 02:31.
Largest lead - VU 9:50-14:10, MT 7:16-14:34.

NASHVILLE - Tweety Knight scored a go-ahead layup with 1:08 left to lift Middle Tennessee State to a 56-52 victory over Vanderbilt.

Bruce Massey scored 17 points to lead the Blue Raiders (9-3), who ended the game on a 16-3 run to get their first win against Vanderbilt since 1995.

After Knight's layup, Kerry Hammonds plucked a steal from Kedren Johnson and finished with a layup for a three-point cushion. Johnson missed a 3-pointer and Raymond Cintron's free throws with 7.5 seconds left sealed the win.

The Commodores (5-5) led 49-40 with 9:58 left but went scoreless for nearly the next six minutes.

Johnson scored 15 of his 25 points in the first half to lead Vanderbilt. He banked in his final basket with 1:56 left to give Vanderbilt a 52-51 lead before Knight responded.

Hammonds scored a season-high 11 points for Middle Tennessee, which had lost five straight against its in-state neighbors from 38 miles away.

The game had five ties and 10 lead changes. Vanderbilt, which had won three in a row, appeared in control early in the second half.

Johnson scored four straight points to end a 10-2 run as the Commodores feasted on 20 turnovers by Middle Tennessee. Johnson's jumper with less than 10 minutes to go catapulted Vanderbilt to its largest lead.

The Blue Raiders slowly charged back. After consecutive baskets by Massey, Shawn Jones and Knight each scored off offensive rebounds to cut the lead to 49-48 with 4:36 left.

A minute later, Cintron drove the lane to give the Blue Raiders their first lead since late in the first half. Johnson answered with a tough shot inside.

Knight missed his first layup but wrestled for the rebound with Vanderbilt center Josh Henderson to force a jump ball in favor of Middle Tennessee. The Blue Raiders pounced on the second-chance opportunity. Marcos Knight lofted a pass to his younger brother, who came open for an easy layup.

The Commodores had won 29 of 33 in the all-time series. The game was played downtown at Bridgestone Arena, marking the first neutral-site contest between the schools.

Game 11 • Dec. 29, 2012

Butler..... 68
at Vanderbilt 49
Nashville, Tenn. (Memorial Gym)

Butler 68 - 10-2

#	Player	Total	3-Pr	Rebounds	PF	TP	A	T.O.	Bk	St	Min		
		FG	FGA	FT	FTA	Off	Def	Total					
21	JONES, Roosevelt	1-6	0-0	2-4	3	3	6	3	6	0	0	24	
23	MARSHALL, Kyle	4-5	0-0	1-2	2	9	11	1	9	0	0	23	
44	SMITH, Andrew	4-7	0-1	0-1	0	2	2	4	8	0	1	0	21
40	BARLOW, Alex	3-3	0-1	2-2	0	4	4	4	6	3	2	0	23
15	CLARKE, Rotnei	7-15	6-9	2-2	1	2	1	22	3	2	0	1	30
00	SMEATHERS, Andrew	0-0	0-0	0-0	0	0	0	0	0	0	0	0	1
02	MORGAN, Devonize	0-1	0-0	0-0	0	0	0	0	0	1	0	0	3
04	FROMM, Erik	0-0	0-0	1-2	1	2	2	1	0	0	0	0	13
11	ALDRIDGE, Jackson	0-1	0-0	0-0	0	0	0	0	0	0	0	0	3
22	KAMPEN, Elliott	0-0	0-0	0-0	0	0	0	0	0	0	0	0	1
24	DUNHAM, Kellen	4-8	2-5	2-2	1	2	2	12	2	1	0	0	26
30	KAMPEN, Emerson	0-0	0-0	0-0	0	0	0	0	0	0	0	0	1
31	WOODS, Cameron	1-2	0-1	2-2	2	7	9	1	4	0	4	1	20
33	STIGALL, Chase	0-3	0-3	0-0	1	1	2	0	2	1	0	1	11
Team				1-2									
Totals		24-51	8-20	12-17	11	31	42	18	68	13	12	2	200

FG % 1st Half: 11-31 35.5% 2nd half: 13-20 65.0% Game: 24-51 47.1%
3FG % 1st Half: 2-12 16.7% 2nd half: 6-8 75.0% Game: 8-20 40.0%
FT % 1st Half: 1-3 33.3% 2nd half: 11-14 78.6% Game: 12-17 70.6%

Vanderbilt 49 - 5-6

#	Player	Total	3-Pr	Rebounds	PF	TP	A	T.O.	Bk	St	Min		
		FG	FGA	FT	FTA	Off	Def	Total					
00	ODOM, Rod	1-9	1-3	1-2	1	4	5	3	4	0	1	2	31
02	HENDERSON, Josh	2-4	0-0	1-2	1	0	1	3	5	2	0	1	24
02	JOHNSON, Kedren	3-10	1-3	2-5	0	2	2	2	9	4	2	0	31
11	FULLER, Kyle	4-9	1-3	1-3	0	2	2	10	0	0	0	0	26
15	BRIGHT, Kevin	1-3	1-3	0-2	0	2	2	1	3	0	0	0	28
20	ASTROTHY, A.J.	0-0	0-0	0-0	0	0	0	0	0	0	0	0	1
21	JETER, Sheldon	2-3	1-2	0-0	0	3	3	2	5	1	2	0	13
24	PARKER, Dai-Jon	2-5	1-2	0-0	2	2	2	1	5	0	0	0	21
34	MOATS, Shelby	2-5	1-1	3-5	3	5	4	8	0	2	0	0	16
35	SIKAKAM, James	0-2	0-0	0-0	1	1	2	0	0	2	0	0	9
Team				3-3									
Totals		17-51	7-17	11-19	9	18	27	16	49	7	9	3	200

FG % 1st Half: 8-26 30.8% 2nd half: 9-25 36.0% Game: 17-51 33.3%
3FG % 1st Half: 3-8 37.5% 2nd half: 4-9 44.4% Game: 7-17 41.2%
FT % 1st Half: 3-8 37.5% 2nd half: 8-11 72.7% Game: 11-19 57.9%

Officials: Tony Greene, John Hampton, James Barker
Technical fouls: Butler None. Vanderbilt None.
Attendance: 11990

Score by periods	1st	2nd	Total
Butler	25	43	68
Vanderbilt	22	27	49

Last FG - BU 2nd 07:07, VU 2nd 00:18.
Largest lead - BU 9:26-23:04, VU by 5:16-15:39.

NASHVILLE - Butler coach Brad Stevens kept watching Rotnei Clarke as his senior guard missed his first six shots, something he really hadn't seen yet from the transfer playing just his 12th game for the Bulldogs.

Then Clarke found his stroke in hitting six 3-pointers and finished with 22 points, and the 18th-ranked Butler Bulldogs shook off a sluggish start and routed Vanderbilt 68-49 for their seventh straight victory.

The Bulldogs (10-2) missed their first seven 3-pointers and led only 25-22 at halftime before taking control of the game with a 14-3 run to open the second half.

Clarke, who missed his first six shots, had another memorable game in Memorial Gym. He scored 36 points in January 2011 playing for Arkansas, hitting 6 of 8 beyond the arc in that game.

This time around, the senior guard hit 6 of 9 from 3-point range, and he said he was excited about his return to Southeastern Conference country.

The Bulldogs had the game in control well enough that Stevens was able to pull his starters late. Kellen Dunham added 12 points.

Kyle Fuller led Vanderbilt (5-6) with 10 points. Kedren Johnson finished with nine, well below his average of 17.8 points and didn't score until nearly three minutes into the second half. Vanderbilt coach Kevin Stallings said Johnson hurt his right shooting shoulder Wednesday and that he wasn't sure his sophomore guard would play.

"He tried as hard as he could. I can't imagine his shoulder felt very good," Stallings said.

The Bulldogs hadn't played Vanderbilt since the 1929-30 season and picked a good time to visit with the Commodores trying to replace their top six scorers from the team that won the Southeastern Conference tournament last season. Vandy will visit Butler next season.

Game 12 • Jan. 2, 2013

William & Mary 50
at Vanderbilt 64
Nashville, Tenn. (Memorial Gym)

William & Mary 50 - 7-5

#	Player	Total	3-Pr	Rebounds	PF	TP	A	T.O.	Bk	St	Min		
		FG	FGA	FT	FTA	Off	Def	Total					
22	Rusthoven, Tim	2-5	0-0	7-8	3	0	3	4	11	2	0	1	22
23	Gaillard, Kyle	2-4	0-1	1-2	0	10	10	4	5	1	2	0	23
03	Thornton, Marcus	5-16	1-6	3-3	1	2	3	0	14	2	5	0	36
14	Rum, Matt	4-10	2-6	0-0	0	2	2	1	10	2	1	0	30
12	Brnt, Brandon	0-3	0-1	0-1	1	2	3	0	0	1	3	0	7
02	Boatner, Julian	1-1	1-1	0-0	1	1	1	1	3	0	0	0	28
13	Pastoff, Andrew	0-0	0-0	0-0	0	0	0	0	0	0	0	0	2
24	Heldring, Fred	0-2	0-1	0-0	0	1	1	0	0	0	0	0	19
25	Tarpey, Terry	1-4	1-2	2-2	3	1	4	1	5	2	1	1	18
31	Sheldon, Sean	1-2	0-0	0-0	1	3	4	2	0	1	1	1	15
Team				3-4									
Totals		16-47	5-18	13-16	12	23	35	14	50	10	14	3	200

FG % 1st Half: 7-21 33.3% 2nd half: 9-26 34.6% Game: 16-47 34.0%
3FG % 1st Half: 3-10 30.0% 2nd half: 2-8 25.0% Game: 5-18 27.8%
FT % 1st Half: 4-4 100.0% 2nd half: 9-12 75.0% Game: 13-16 81.

Game 13 • Jan. 10, 2013

Kentucky..... 58
at Vanderbilt..... 60
Nashville, Tenn. (Memorial Gym)

Kentucky 60 • 10-4, 1-0 SEC

#	Player	Total			3-Pr			Rebounds			PF	TP	A	TO	Bk	Stl	Min
		FG	FGA	FT	FTA	FG	FGA	FT	FTA	Off							
00	NOEL, Nerlens	f	6-8	0-0	1-2	2	5	7	3	13	0	3	3	2	34		
15	CAULLEY-STEIN, Willie	f	3-5	0-0	1-3	2	6	8	1	7	4	0	4	2	30		
22	POYTHRESS, Alex	f	2-3	0-1	0-4	0	6	5	7	1	4	1	0	23			
10	GOODWIN, Archie	g	5-14	0-4	2-4	2	3	5	1	12	3	5	0	2	37		
12	HARROW, Ryan	g	6-13	2-5	2-2	0	4	4	0	16	4	2	0	1	36		
15	FOLSON, Jarrod	g	0-0	0-0	0-0	0	0	0	1	0	0	0	0	1			
33	WILTJER, Kyle	g	1-5	0-2	0-0	1	0	1	3	0	1	0	0	14			
34	MAYS, Julius	g	1-5	1-5	0-0	4	4	1	3	0	1	0	0	25			
Team			24-53	3-17	9-15	6	28	37	15	60	12	16	8	7	200		
Totals			24-53	3-17	9-15	6	28	37	15	60	12	16	8	7	200		
FG % 1st Half: 15.2%		2nd half: 9.27%		Game: 24-53		45.3%		Debut		Rebounds		4					
3FG % 1st Half: 1.8%		2nd half: 2.9%		Game: 3-17		17.6%		FT % 1st Half: 4.7%		2nd half: 5.8%		Game: 9-15		60.0%			

Vanderbilt 58 • 6-7, 0-1 SEC

#	Player	Total			3-Pr			Rebounds			PF	TP	A	TO	Bk	Stl	Min
		FG	FGA	FT	FTA	FG	FGA	FT	FTA	Off							
00	ODOM, Rod	f	3-16	2-9	4-7	3	1	4	3	12	0	4	0	0	36		
40	HENDERSON, Josh	c	0-5	0-0	0-0	2	2	1	0	1	2	1	1	13			
02	JOHNSON, Kedren	g	8-19	2-9	0-1	0	2	2	18	6	4	0	4	37			
11	FULLER, Kyle	g	3-7	1-1	0-0	1	2	3	0	7	2	0	2	23			
15	BRIGHT, Kevin	g	0-4	0-3	0-0	4	3	7	0	0	0	0	0	18			
21	JETER, Sheldon	g	2-6	0-2	0-0	1	4	5	2	4	0	0	1	23			
24	PARKER, Dai-Jon	g	3-8	2-5	0-0	1	3	4	1	1	1	0	1	23			
34	MCATS, Shelby	g	4-7	1-1	0-0	5	5	10	3	9	1	0	0	27			
Team			23-70	8-30	4-8	20	22	42	14	58	9	13	2	7	200		
Totals			23-70	8-30	4-8	20	22	42	14	58	9	13	2	7	200		
FG % 1st Half: 10.3%		2nd half: 13.34%		Game: 23-70		32.9%		Debut		Rebounds		3					
3FG % 1st Half: 3.1%		2nd half: 6.17%		Game: 8-30		26.7%		FT % 1st Half: 2.2%		2nd half: 2.6%		Game: 4-8		50.0%			

Officials: Tony Greene, Ed Corbett, Mike Roberts

Technical fouls: Kentucky-None, Vanderbilt-None

Absences: 14315

Score by periods

Score by periods	1st	2nd	Total
Kentucky	35	25	60
Vanderbilt	24	34	58

Last FG - UK 2nd-00:18, VU 2nd-00:08

Technical fouls - UK 0V 2nd-16:57, VU by 2nd-00:11

Score tied - 3 times

Lead changed - 2 times

Game 14 • Jan. 12, 2013

Vanderbilt..... 33
at Arkansas..... 56
Fayetteville, Ark. (Bud Walton Arena)

Vanderbilt 33 • 6-8 (0-2 SEC)

#	Player	Total			3-Pr			Rebounds			PF	TP	A	TO	Bk	Stl	Min
		FG	FGA	FT	FTA	FG	FGA	FT	FTA	Off							
00	ODOM, Rod	f	2-6	1-3	0-0	3	1	4	1	5	0	2	0	1	24		
40	HENDERSON, Josh	c	1-3	0-0	0-0	0	3	3	1	2	1	4	1	0	25		
02	JOHNSON, Kedren	g	0-3	0-2	3-4	0	2	2	2	2	5	0	0	26			
11	FULLER, Kyle	g	1-8	0-4	2-2	0	0	0	1	4	1	3	0	25			
15	BRIGHT, Kevin	g	2-3	0-0	0-0	0	2	2	1	4	0	2	0	21			
20	ASTROYH, A.J.	g	0-3	0-2	0-0	1	3	4	2	0	1	2	0	14			
21	JETER, Sheldon	g	2-6	0-0	4-5	1	3	4	0	8	0	1	0	17			
24	PARKER, Dai-Jon	g	0-3	0-3	0-0	1	1	0	0	2	4	0	0	18			
34	MCATS, Shelby	g	1-1	1-1	0-0	1	0	1	0	3	0	0	2	24			
36	SIKAM, James	g	1-4	0-0	2-6	2	7	4	4	0	2	0	1	19			
Team			1	0	1	0	1	0	1	0	1	0	1	0			
Totals			10-40	2-15	11-17	9	20	29	12	33	7	26	2	6	200		
FG % 1st Half: 3.1%		2nd half: 7.25%		Game: 10-40		25.0%		Debut		Rebounds		32					
3FG % 1st Half: 1.7%		2nd half: 1.6%		Game: 2-15		13.3%		FT % 1st Half: 4.6%		2nd half: 7.11%		Game: 11-17		64.7%			

Arkansas 56 • 10-5, (1-1 SEC)

#	Player	Total			3-Pr			Rebounds			PF	TP	A	TO	Bk	Stl	Min
		FG	FGA	FT	FTA	FG	FGA	FT	FTA	Off							
21	MCCELLSON, Hunter	f	2-3	0-1	2-2	0	2	2	1	6	1	0	3	1	23		
23	POWELL, Marshawn	f	8-9	1-1	0-0	2	4	6	3	17	1	2	6	30			
03	SCOTT, Ricky	g	0-1	0-0	0-0	0	3	3	1	0	4	0	1	16			
6	YOUNG, BJ	g	6-13	0-4	2-2	0	3	3	2	14	3	1	0	22			
12	GILLIE, Fred	g	1-2	0-0	0-0	4	4	2	2	0	1	0	1	20			
00	MADDEN, Rashad	g	1-1	0-0	0-0	0	1	1	3	2	0	2	0	15			
04	WADE, Mardarius	g	1-4	1-2	0-0	0	0	0	0	3	1	1	0	12			
04	CLARKE, Coty	g	1-5	0-0	1-2	1	2	2	0	3	0	1	0	12			
06	BELL, Antlion	g	0-5	0-5	0-0	0	0	0	0	0	0	0	0	11			
20	WILLIAMS, Jacey	g	1-4	1-3	0-0	0	4	4	1	3	0	0	1	19			
22	LIIAM, Jacey	g	0-1	0-1	2-2	2	2	2	1	2	1	0	0	9			
23	WAGNER, DeQuavious	g	1-1	0-1	0-0	0	0	0	0	0	1	0	0	2			
24	QUALLS, Michael	g	0-0	0-0	2-2	2	1	3	0	4	2	0	0	9			
Team			1	1	1	0	1	0	0	1	0	0	0	2			
Totals			22-52	3-18	9-10	8	24	32	16	56	9	16	5	14	200		
FG % 1st Half: 10.2%		2nd half: 12.26%		Game: 22-52		42.3%		Debut		Rebounds		42					
3FG % 1st Half: 1.7%		2nd half: 2.11%		Game: 3-18		16.7%		FT % 1st Half: 0.0%		2nd half: 9.10%		Game: 9-10		90.0%			

Officials: Anthony Jordan, Brian Shey, Lamar Simpson

Technical fouls: Vanderbilt-None, Arkansas-None

Absences: 14315

Score by periods

Score by periods	1st	2nd	Total
Vanderbilt	11	22	33
Arkansas	21	35	56

Last FG - VU 2nd-03:49, AR 2nd-03:36

Technical fouls - VU None, AR by 2nd-09:07

Score tied - 0 times

Lead changed - 0 times

Game 15 • Jan. 15, 2013

Ole Miss..... 89
at Vanderbilt (OT)..... 79
Nashville, Tenn. (Memorial Gym)

Ole Miss 89 • 14-2, 3-0 SEC

#	Player	Total			3-Pr			Rebounds			PF	TP	A	TO	Bk	Stl	Min
		FG	FGA	FT	FTA	FG	FGA	FT	FTA	Off							
23	Buckner, Reginald	f	6-9	0-0	2-2	5	6	11	3	14	2	1	3	0	33		
31	Holloway, Murphy	f	4-8	0-0	4-7	4	4	8	4	4	2	3	4	0	38		
10	White, LaBryan	g	4-5	1-1	0-1	1	2	1	2	1	0	0	0	22			
22	Henderson, Marshall	g	7-17	4-11	8-10	1	3	4	0	26	0	2	0	1	41		
23	Summers, Jarvis	g	5-10	0-2	4-5	0	5	5	3	14	3	1	0	1	34		
11	Perez, Anthony	g	0-0	0-0	0-0	1	0	1	0	0	0	0	0	1	4		
03	Millingham, Derrick	g	2-5	0-1	0-0	1	1	1	4	0	0	0	0	1	11		
13	Perez, Anthony	g	1-1	1-1	0-0	0	2	2	3	0	0	0	0	0	7		
20	Williams, Nick	g	3-7	0-2	0-0	0	0	0	6	0	1	0	0	16			
34	Jones, Aaron	g	0-0	0-0	1-2	1	2	3	2	1	0	0	1	1	19		
Team			0	0	0	0	0	0	0	0	0	0	0	0			
Totals			32-62	6-18	19-27	12	26	38	16	80	9	10	4	6	225		
FG % 1st Half: 15.2%		2nd half: 14.29%		Game: 3-6		50.0%		Debut		Rebounds		32					
3FG % 1st Half: 3.1%		2nd half: 3.8%		Game: 0-0		0.0%		FT % 1st Half: 7.9%		2nd half: 7.13%		Game: 19-27		70.4%			

Vanderbilt 79 • 6-9, 0-3 SEC

#	Player	Total			3-Pr			Rebounds			PF	TP	A	TO	Bk	Stl	Min
		FG	FGA	FT	FTA	FG	FGA	FT	FTA	Off							
00	ODOM, Rod	f	3-6	3-6	0-2	0	4	4	5	9	1	0	1	0	25		
21	JETER, Sheldon	f	4-8	2-6	3-7	1	4										

THE LAST TIME...

VANDERBILT

INDIVIDUALS

Scoring:

Scored 25 points – Kedren Johnson (25), vs. MTSU, 12/21/2012

Scored 30 points – Jeffery Taylor (30), at Davidson, 12/7/2011

Scored 35 points – Billy McCaffrey (35), vs. Georgia, 2/24/1993

Scored 40 points – Shan Foster (42) vs. Mississippi State, 3/5/2008

Two Players Had 20 Points –

Jeffery Taylor (28) and John Jenkins (26) at Ole Miss, 2/16/2012

Three Players Had 20 Points – Derrick Byars (28), Shan Foster (21) and Ross Neltner (20) vs. Toledo, 12/2/2006

Scored 20 Points in Two Straight Games – John Jenkins at Ole Miss (26), 2/16/2012, at Georgia (28), 2/19/2012

Scored 20 Points in Three Straight Games – John Jenkins at Ole Miss (26), 2/16/2012, at Georgia (28), 2/19/2012, vs. S. Carolina (21), 2/22/2012

Scored 20 Points in Four Straight Games – John Jenkins vs. Monmouth (25), 11/25/11, vs. Xavier (20), 11/28/11, at Louisville (27), 12/2/2011, at Davidson (22), 12/7/2011

Scored 20 Points in Five Straight Games – Shan Foster vs. Georgia (29), 2/23/2008; vs. Tennessee (32), 2/26/2008; at Arkansas (22), 3/1/2008; vs. Mississippi State (42), 3/5/2008; at Alabama (21), 3/8/2008

Scored 20 Points in Six Straight Games – Shan Foster vs. Georgia (29), 2/23/2008; vs. Tennessee (32), 2/26/2008; at Arkansas (22), 3/1/2008; vs. Mississippi State (42), 3/5/2008; at Alabama (21), 3/8/2008; vs. Auburn (26), 3/13/2008

Five Players Scored in Double Figures – John Jenkins (18), Jeffery Taylor (16), Brad Tinsley (16), Dai-Jon Parker (10), and Josh Henderson (10) vs. Monmouth, 11/25/11

Six Players Scored in Double Figures – Jeffery Taylor (16), George Drake (14), Jermaine Beal (12), Festus Ezeli (11), Brad Tinsley (11), and A.J. Ogilvy (10) vs. Central Arkansas, 11/26/2008

Four Players with 15 or more points – Jeffery Taylor (20), John Jenkins (17), Brad Tinsley (16), Lance Goulbourne (16), Festus Ezeli (15) at LSU, 2/26/2011

Double-Doubles:

Double-Double – Kevin Bright (11 points, 10 rebounds) at Xavier, 12/6/2012

20-10 game – Jeffery Taylor (21 points, 11 rebounds) vs. LSU, 3/10/11

30-10 game – A.J. Ogilvy (33 points, 10 rebounds) vs. Oregon, 11/11/2011

Back-to-back 20-10 games – Matt Freije vs. South Carolina (26 points, 11 rebounds)

1/28/04; vs. Kentucky (20 points, 11 rebounds) 1/31/04

Double-Double in Points and Rebounds – Kevin Bright (11 points, 10 rebounds) at Xavier, 12/6/12

Double-Double in Points and Assists – Brad Tinsley (11 points, 10 assists) vs. Presbyterian, 11/12/2010

Double-Double in Points and Blocks – Never

Double-Double in Points and Steals – Never

Double-Double in Two Consecutive games – Kevin Bright vs. Villanova (12 points, 12 rebounds) 12/1/2012, at Xavier (11 points, 10 rebounds) 12/6/2011

Double-Double in three consecutive games – Dan Langhi vs. Notre Dame (33 points, 10 rebounds) 11/21/1998; vs. Morehead State (18 points, 10 rebounds) 11/24/1998; vs. Ohio State (14 points, 17 rebounds) 11/28/1998

Two players record double-double – A.J. Ogilvy (12 points, 10 rebounds), Jeffrey Taylor (16 points, 10 rebounds) vs. Arkansas, 3/8/2009

Triple-Doubles:

Triple-Double – Brad Tinsley (11 points, 10 rebounds, 10 assists) vs. Presbyterian, 11/12/2010

Field Goals:

Made 10 FG in a game – Jeffery Taylor (10) at Ole Miss, 2/16/2012

Made 11 FG in a game – Kedren Johnson (11) vs. Davidson, 11/22/2012

Made 12 FG in a game – Jeffery Taylor (12) vs. Longwood, 12/19/2011

Made 16 FG in a game – Shan Foster (16) vs. Mississippi State, 3/5/2008

Attempted 15 FG in a game – Kedren Johnson (15) at Oregon, 11/16/2012

Attempted 16 FG in a game – Rod Odom (16) vs. Kentucky, 1/10/13

Attempted 17 FG in a game – Kedren Johnson (17) vs. Davidson, 11/22/2012

Attempted 18 FG in a game – John Jenkins (18) at Kentucky, 2/25/2012

Attempted 19 FG in a game – Kedren Johnson (19) vs. Kentucky, 1/10/2013

Attempted 20 FG in a game – John Jenkins (21) vs. Marquette, 12/29/2010

Three-Pointers:

Made 5 3-pointers in a game – Kedren Johnson (5) vs. Ole Miss, 1/15/13

Made 6 3-pointers in a game – John Jenkins (6) vs. Florida, 2/28/2012

Made 7 3-pointers in a game – John Jenkins (7) vs. Lafayette, 12/21/2011

Made 8 3-pointers in a game – Shan Foster (8) vs. UMass, 1/5/2008

Made 9 3-pointers in a game – Shan Foster (9) vs. Mississippi State, 3/5/2008

Attempted 10 3-pointers in a game – Kedren Johnson (11) vs. Ole Miss, 1/15/2013

Attempted 15 3-pointers in a game – John Jenkins (16) vs. Oregon, 11/11/2011

Free Throws:

Made 8 FT in a game – John Jenkins (8) vs. Kentucky, 3/11/12

Made 9 FT in a game – John Jenkins (9) vs. Georgia, 1/14/2012

Made 10 FT in a game – John Jenkins (10) vs. Harvard, 3/15/2012

Made 12 FT in a game – John Jenkins (12) at Ole Miss, 2/16/2012

Made 13 FT in a game – A.J. Ogilvy (13) vs. DePaul, 12/5/2009

Made 18 FT in a game – Matt Freije (18) vs. Indiana, 11/24/2003

Attempted 12 FT in a game – John Jenkins (13) vs. Harvard, 3/15/2012

Attempted 14 FT in a game – Festus Ezeli (14) vs. Belmont, 12/4/2010

Attempted 15 FT in a game – John Jenkins (15) at Ole Miss, 2/16/2012

Rebounds:

10 Rebounds in a game – Shelby Moats (10) vs. Kentucky, 1/10/13

15 Rebounds in a game – Lance Goulbourne (16) at Marquette, 12/29/2011

10+ Rebounds in Three Consecutive Games – Lance Goulbourne (16) vs. Ole Miss, 1/19/2011; (10) vs. St. Mary's, 1/22/2011; (12) at Miss. State, 1/27/2011

Assists:

8 Assists – Kedren Johnson (8) vs. Ole Miss, 1/15/2013

9 Assists – Brad Tinsley (9) at S. Carolina, 1/10/2012

10 Assists – Brad Tinsley (10), vs. Lafayette, 12/21/2011

11 Assists – Mario Moore (13) vs. Arkansas, 2/19/2005

12 Assists – Mario Moore (13) vs. Arkansas, 2/19/2005

13 Assists – Mario Moore (13) vs. Arkansas, 2/19/2005

14 Assists – Billy McCaffrey (14) vs. Kentucky, 1/13/1993

5+ Assists in Four Consecutive Games – Jermaine Beal (6) vs. South Carolina, 1/9/2008; at Kentucky (5), 1/12/2008; at Tennessee (5), 1/17/2008; vs. LSU (9), 1/19/2008

8+ Assists in Two Consecutive Games – Atiba Prater (9) at Georgia, 2/2/2000; (9) vs. Boston College, 2/6/2000

Blocks:

4 Blocked Shots – Festus Ezeli (4), at Ole Miss, 2/16/2012

5 Blocked Shots – Festus Ezeli (5) vs. S. Carolina, 2/22/2012

6 Blocked Shots – Festus Ezeli (6) at LSU, 2/26/2011

7 Blocked Shots – Festus Ezeli (7) at Georgia, 2/16/11

Steals:

4 Steals – Kedren Johnson (4) vs. Kentucky, 1/10/2013

5 Steals – Jeffery Taylor (5) vs. Oregon, (11/11/2011)

6 Steals – Dan Cage (6) vs. Furman, 11/28/2006

7 Steals – James Strong (8) vs. Morehead State, 11/24/1998

8 Steals – James Strong (8) vs. Morehead State, 11/24/1998

Minutes:

Played every minute – Jermaine Beal (40), vs. Alabama (2/5/2009)

Played over 40 minutes – Kedren Johnson (41) vs. Ole Miss, 1/15/2013

All 5 starters played 40 minutes – Steve Tchiengang (40), Brad Tinsley (40), Lance Goulbourne (41), Jeffery Taylor (41), and John Jenkins (41), at Louisville, 12/2/2011

Fouls:

Technical Foul – Festus Ezeli, vs. Kentucky, 3/11/12

Fouled Out – Rod Odom, vs. Ole Miss, 1/15/2013

Two Players Fouled Out – Steve Tchiengang and Festus Ezeli vs. Tennessee, 2/22/2011

Three Players Fouled Out – Festus Ezeli, Steve Tchiengang, Jeffery Taylor at Florida, 2/1/2011

TEAM

Started the game with Opponent Technical Foul – Furman bench, 12/22/2008

Scored 95 or more points – 99 vs. Longwood 12/19/11 (W, 99-71)

Scored 100 or more points – 102 at Ole Miss, 2/16/2012 (W, 102-76)

Scored 100 or more points (SEC game) – 102 at Ole Miss, 2/16/2012 (W, 102-76)

Scored 110 or more points – 113 vs. Alabama A&M 12/30/1998 (W, 113-71)

Scored 110 or more points (SEC game) – 111 vs. Alabama 2/21/1972 (W, 111-91)

Scored 120 or more points – 130 vs. Ole Miss 12/22/1970 (W, 130-112)

Scored 120 or more points (SEC game) – 130 vs. Ole Miss 12/22/1970 (W, 130-112)

Scored 130 or more points – 130 vs. Ole Miss 12/22/1970 (W, 130-112)

Scored Less than 50 points – 33 at Arkansas 1/12/2013 (L, 56-33)

Scored Less than 40 points – 33 at Arkansas 1/12/2013 (L, 56-33)

Scored 20 or less points in half – 11 at Arkansas 1/12/2013 (L, 56-33)

Scored 90+ points in three consecutive games – 95 vs. Bradley, 11/24/2007 (W, 95-86); 91 vs. South Alabama, 11/29/2007 (W, 91-88); vs. Georgia Tech, 12/1/2007 (W, 92-79)

Allowed 90 or more points – 94, Florida, 1/25/2009 (L, 69-94)

Allowed 100 or more points – 106, Kentucky, 3/5/2003 (L, 44-106)

Allowed Less than 50 points – 49, UTEP, 11/25/2012 (W, 73-49)

Allowed 40 or less points – 35, vs. Auburn, 1/7/2012 (W, 65-35)

Shot 60% or better – .625 at Ole Miss, 2/16/2012 (W, 102-76)

THE LAST TIME...

Shot over 67% FG – .679 vs. TSU, 12/19/2009 (W, 84-71)
Shot 50% or better – .511 vs. Cornell, 12/17/2012 (W, 66-55)
Shot lower than 30% – .250 at Arkansas 1/12/2013 (L, 56-33)
Allowed 60% shooting - .612 at Florida, 2/21/2009 (L, 68-82)
Scored 100 points in two consecutive games – 111 vs. North Alabama 12/20/1980 (W, 111-79) and 111 vs. Memphis 12/23/1980 (W, 111-96)
Scored 100 points in three consecutive games – Never
Scored 100 points in Consecutive SEC games – 104 vs. LSU 2/19/1972 (W, 104-83) and 111 vs. Alabama 2/21/1972 (W, 111-91)
Won game by 70 points or more – 71 vs. Union (Tenn.) (W, 95-24), 1911-12
Won game by 60 points or more – 71 vs. Union (Tenn.) (W, 95-24), 1911-12
Won game by 50 points or more – 51 vs. Army (W, 92-41) 11/14/1998
Game decided by one point – vs. Miss. St., 1/21/2012 (L, 77-78)
Two consecutive games decided by one point – at South Carolina (L, 70-71) 1/7/1998 and Tennessee (W, 80-79) 1/10/1998
Three consecutive games decided by one point – Never
Shot 90% or Better from Free Throw Line – 90.9% vs. Mississippi State (20-22) 3/11/2011
Shot less than 50% from Free Throw Line – .435 vs. Ole Miss (10-of-23) 1/15/2013
Shot less than 20% from 3PT – .133 (2-15) at Arkansas 1/12/2013 (L, 56-33)
Attempted 30 FT – 38 (30-38) at Ole Miss, 2/16/2012
Attempted 40 FT – 45 (30-45) vs. Georgia, 1/14/2012
Attempted five or less FT – 3 vs. Chamizade, 11/24/2009
Made 20 FT – 21 vs. Harvard, 3/15/2012
Made 30 FT – 30 at Ole Miss, 2/16/2012
Made 15 3FG – 17 vs. Ole Miss, 1/15/2013
Won an Overtime Game – at Xavier, 12/6/2012 (W, 66-64)
Lost by 25 or More Points – at Oregon, 11/16/2012 (L, 48-74)
Lost an Overtime Game - vs. Ole Miss, 1/15/2013 (L, 79-89)
Played Two Overtimes – at Kentucky, 1/12/2008 (L, 79-73)
Played Three Overtimes – at Ole Miss 2/17/1982 (L, 51-48)
Played Four Overtimes – at Ole Miss 2/17/1982 (L, 51-48)
Played consecutive games that went to overtime – vs. Xavier 11/28/2011 (L, 82-70) and at Louisville, 12/2/2011 (L, 62-60)
Had 20 Turnovers – 26 at Arkansas, 1/12/2013
Had fewer than 10 Turnovers in two straight games – vs. Mississippi State (5) 3/1/2011, vs. Florida (6) 3/12/2011

OPPONENT - INDIVIDUALS

Scoring:
Scored 25 points – Marshall Henderson (26) vs. Ole Miss, 1/15/2013
Scored 30 points – Casey Mitchell (31) vs. West Virginia, 11/19/2010

Scored 35 points – Rotnei Clarke, (36) 1/29/2011
Scored 40 points – Morris Almond (44), Rice, 1/3/2007
Two Players Had 20 Points -- Dee Bost (24) and Arnett Moultrie (21) vs. Miss. St., 1/21/2012
Five Players Scored in Double Figures Rickey Scott (18), Julysse Nobles (17), BJ Young (12), Mardracus Wade (10), Rashad Madden (10) at Arkansas, 1/31/2012
Six Players Scored in Double Figures – Bam Doyno (22), Dwayne Curtis (12), Todd Abernethy (11), Clarence Sanders (11), Polynice (10) and Williams (10), vs. Ole Miss, 1/27/2007
Four Players with 15 or more points – Erik Daniels (20), Marquis Estill (17), Kelenna Azubuike (16) and Gerald Fitch (15) vs. Kentucky, 3/5/2003

Double-Doubles:

Double-Double – Reginald Buckner (14 points, 11 rebounds), vs. Ole Miss, 1/15/13
Triple-Double – Sam Muldrow (16 points, 14 rebounds and 10 blocks) at South Carolina, 1/8/2010
20-10 game – Fred Hunter (21 points, 10 rebounds) vs. Nicholls State, 11/10/2012
30-10 game – Morris Almond (44 points, 12 rebounds) at Rice, 1/3/2007

Double-Double in Points and Rebounds – Reginald Buckner (14 points, 11 rebounds) vs. Ole Miss, 1/15/13
Double-Double in Points and Assists – Nick Calathes (15 points, 10 assists) at Florida, 1/27/2008
Two players record double-doubles – Yancy Gates (16 points, 10 rebounds), Dion Dixon (12 points, 10 rebounds) vs. Cincinnati, 11/23/2009

Field Goals:

Made 10 FG in a game – Anthony Davis (10) at Kentucky, 2/25/2012
Made 11 FG in a game – Omar Samhan (11) at St. Mary's, 11/20/2009
Made 12 FG in a game – Storm Warren, (12) at LSU, 2/26/2011
Made 13 FG in a game – Lester Hudson (13) vs. Tennessee-Martin, 12/29/2007

Attempted 15 FG in a game –Rotnei Clarke vs. Butler, 12/29/2012
Attempted 16 FG in a game – Marcus Thornton (16) vs. William & Mary, 1/2/2013
Attempted 17 FG in a game – Marshall Henderson vs. Ole Miss, 1/15/2013
Attempted 18 FG in a game – Mark Lyons (18) vs. Xavier, 11/28/2011
Attempted 19 FG in a game –Marcus Denmon (19) at Missouri, 12/8/2010
Attempted 20 FG in a game – Tu Holloway (20) vs. Xavier, 11/28/2011
Attempted 25 FG in a game - Courtney Fortson (27) vs. Arkansas, 3/8/2009

Three-Pointers:

Made 5 3-pointers in a game – Jalen Steele (5) vs. Miss. St., 1/21/2012

Made 6 3-pointers in a game –Rotnei Clarke vs. Butler, 12/29/2012
Made 7 3-pointers in a game – Chandler Parsons (7) vs. Florida, 1/25/2009
Made 8 3-pointers in a game –Brian Sullivan (8) vs. Miami (OH), 1/2/2012
Attempted 10 3-pointers in a game – Marshall Henderson (11) vs. Ole Miss, 1/15/2013
Free Throws:
Made 8 FT in a game – Marshall Henderson (8) vs. Ole Miss, 1/15/2013
Made 9 FT in a game – E.J. Singler (9), at Oregon, 11/16/2012
Made 10 FT in a game – Mouphtaou Yarou (10) vs. Villanova, 12/1/2012
Made 11 FT in a game – Iman Shumpert (11) at Georgia Tech, 12/6/2008
Made 17 FT in a game – Morris Almond (17) at Rice, 1/3/2007

Attempted 10 FT in a game – Marshall Henderson (10) vs. Ole Miss, 1/15/2013
Attempted 13 FT in a game – DeMarcus Cousins (13) at Kentucky, 1/30/2010
Attempted 14 FT in a game - Jae Crowder (14) at Marquette, 12/29/2011
Attempted 15 FT in a game – Morris Almond (19) at Rice, 1/3/2007

Rebounds:

10 Rebounds in a game – Reginald Buckner (11) vs. Ole Miss, 1/15/13
15 Rebounds in a game – Shonn Miller (15) vs. Cornell, 12/17/12
18 Rebounds in a game – Daniel Northern (18) vs. Tennessee Tech, 12/20/2008
19 Rebounds in a game – Omar Samhan (19) at St. Mary's, 11/20/2009
20 Rebounds in a game – Roy Rogers (20) at Alabama, 1/3/1996

Assists

8 Assists – Johnathan Loyd (10) vs. Oregon, 11/11/2011
9 Assists – John Wall (9) at Kentucky, 1/30/2010
10 Assists – Nick Calathes (10) at Florida, 1/27/2008
11 Assists – Dee Bost (11) vs. Mississippi State, 3/11/2011
12 Assists – G.G. Smith (12) vs. Georgia, 2/3/1999

Blocks:

4 Blocked Shots –Willie Cauley-Stein (4), vs. Kentucky, 1/10/2013
5 Blocked Shots – Jarnell Stokes (5) at Tennessee, 3/3/2012
6 Blocked Shots – Anthony Davis (6) at Kentucky, 2/25/2012
7 Blocked Shots –Anthony Davis (7), vs. Kentucky, 2/11/2012
8 Blocked Shots –Jarvis Varnado (9) vs. Mississippi State, 2/3/2010
10 Blocked Shots - Sam Muldrow (10) at South Carolina, 1/8/2011

Steals:

5 Steals – Zaire Taylor (5) vs. Missouri, 12/2/2009

6 Steals – Marshawn Powell (6) at Arkansas, 1/12/13
7 Steals – Aaron Lucas (7) at South Carolina, 1/19/2002
8 Steals – Steve Wojciechowski (8) at Duke, 11/22/1996
Two players with 3 steals –Ed Waite (4) and Andrew Nicholas (4) vs Monmouth, 11/25/201
Minutes:
Played every minute – Arnett Moultrie (45) vs. Miss. St., 1/21/2012
Played over 40 minutes – Justin Martin (40-) at Xavier, 12/6/2012
Fouls:
Technical Foul – Marcus Thornton vs. William & Mary, 1/2/2013
Fouled out - Alex Poythress, vs. Kentucky, 1/10/13
Three Players Fouled Out – Donte' Williams, Nemanja Djuristic, John Florveus vs. Georgia, 1/14/2012

OPPONENT - TEAM

Scored 90 or more points at Memorial Gym – 94 vs. Georgia, 2/25/2010 (VU 96, UGA 94 (OT))
Scored 100 or more points – 106 at Kentucky 3/5/2003 (L, 44-106)
Scored 110 or more points – 120 vs. Kentucky 2/7/1996 (L, 81-120)
Scored 120 or more points – 120 vs. Kentucky 2/7/1996 (L, 81-120)
Scored 130 or more points – Never
Scored Less than 50 points – 49 vs. UTEP, 11/25/2012 (W, 73-49)
Scored Less than 40 points – 35 vs. Auburn, 1/7/2012 (W, 65-35)
Shot 50% or Better - .516 vs. Ole Miss, 1/15/2013
Shot 60% or Better - .612 at Florida (UF 82, VU 68), 2/21/2009
Shot 60% or Better from 3PT - .600 (15-25) vs. Florida, 1/25/2009 (L, 69-94)
Shot less than 30% FG– .293 (22-of-75), vs. Davidson, 1/2/2011 (VU 80, Davidson 52)
Shot less than 15% from 3PT– .118 (2-17), vs. Georgia (3/9/12) (VU 63, Georgia 41)
Held Opponent Without a 3-Pointer – vs. Nebraska, 11/18/10 (W, 59-49)
Shot 90% or Better from Free Throw Line –90.0, at Arkansas (9-10), 1/12/2013
Shot less than 50% from Free Throw Line – .450 at Arkansas, 2/27/2010
Attempted 30 FT – 30 at Marquette, 12/29/2011
Attempted 40 FT – 42 at Mississippi State, 2/12/2007
Attempted 45 or More FT – 49 at South Carolina, 1/28/2009
Attempted five or less FT – 1 vs. Miami (OH), 1/2/2012
Made 20 FT – 23 at Tennessee, 3/3/2012
Made 30 FT – 32 at South Carolina, 1/28/2009
Made 0 FT – Georgia, 1/14/2009
Made 12 3PT – 12 at Kentucky, 1/30/2010
Made 15 3PT – 15 vs. Florida, 1/25/2009
Attempted 30 or more 3PT – 34 vs. Mississippi State, 2/3/2010
Had 20 Turnovers – 20 vs. MTSU, 12/21/2012



A.J. ASTROTH

20 Freshman, Guard
6'6" 200 lbs.
Tampa, Fla.
Wharton HS

SEASON HIGHS

Points: 2, vs. Alabama A&M (12/15/12)
FG Made: 1, vs. Alabama A&M (12/15/12)
FG Atts: 3, at Arkansas (1/12/13)
3FG Made:
3FG Atts: 2, at Arkansas (1/12/13)
FT Made:
FT Atts:
Rebounds: 4, at Arkansas (1/12/13)
Assists: 1, 2x, last at Arkansas (1/12/13)
Turnovers: 2, at Arkansas (1/12/13)
Blocks:
Steals:
Minutes: 14, at Arkansas (1/12/13)

CAREER HIGHS

Points: 2, vs. Alabama A&M (12/15/12)
FG Made: 1, vs. Alabama A&M (12/15/12)
FG Atts: 3, at Arkansas (1/12/13)
3FG Made:
3FG Atts: 2, at Arkansas (1/12/13)
FT Made:
FT Atts:
Rebounds: 4, at Arkansas (1/12/13)
Assists: 1, 2x, last at Arkansas (1/12/13)
Turnovers: 2, at Arkansas (1/12/13)
Blocks:
Steals:
Minutes: 14, at Arkansas (1/12/13)

MISCELLANEOUS

ASTROTH NOTEBOOK

- ⊛ Played a career-high 14 minutes at Arkansas - did not score but had four rebounds and two assists.
- ⊛ Averaged 1.0 points and 1.5 rebounds in two exhibition games.
- ⊛ Big shooting guard from Tampa, Fla., who averaged 22 points, 7.5 rebounds, 4.5 assists, and 3.4 steals for his Wharton High School team...Also the school's all-time leading scorer.
- ⊛ Was a first-team all-Hillsborough County member for his junior and senior seasons, and was a second-team all-state selection in his senior campaign.
- ⊛ Plans to major in Business Management and Marketing.
- ⊛ Advice to youngsters: "Don't let anyone tell you that you can't do something. If you want it, work your behind off, and go get it."

ASTROTH GAME-BY-GAME (FRESHMAN)

Opponent	M	FG-A	3P-A	FT-A	Reb	PF	A	T	B	S	PTS
N10 Nicholls State	DNP										
N16 @Oregon	3	0-2	0-1	0-0	0	0	0	0	0	0	0
N22 Davidson	DNP										
N23 Marist	DNP										
N25 UTEP	DNP										
D1 Villanova	DNP										
D6 @Xavier	DNP										
D15 Alabama A&M	7	1-1	0-0	0-0	1	0	1	0	0	0	2
D17 Cornell	DNP										
D21 vs. MTSU	DNP										
D29 Butler	1	0-0	0-0	0-0	0	0	0	0	0	0	0
J2 William & Mary	DNP										
J10 Kentucky	DNP										
J12 @Arkansas	14	0-3	0-2	0-0	4	2	1	2	0	0	0
J15 Ole Miss	DNP										
J19 @South Carolina											
J23 Auburn											
J26 @Missouri											
J29 @Tennessee											
F2 Alabama											
F6 @LSU											
F9 Arkansas											
F13 Tennessee											
F16 Texas A&M											
F20 @Kentucky											
F23 @Mississippi St.											
F27 Georgia											
M2 @Auburn											
M6 @Florida											
M9 South Carolina											

Astroth's Overall Statistics at Vanderbilt																										
Year	GP	GS	Min	Avg	FG	FGA	Pct	3FG	3FGA	Pct	FT	FTA	Pct	Off	Def	Tot	Avg	PF	FO	Ast	TO	Blk	Stl	Pts	Avg	
2012-13	4	0	25	6.3	1	6	.167	0	3	.000	0	0	.000	1	4	5	1.3	2	0	2	2	0	0	2	0.5	
TOTAL	4	0	25	6.3	1	6	.167	0	3	.000	0	0	.000	1	4	5	1.3	2	0	2	2	0	0	2	0.5	

Astroth's SEC Statistics at Vanderbilt																										
Year	GP	GS	Min	Avg	FG	FGA	Pct	3FG	3FGA	Pct	FT	FTA	Pct	Off	Def	Tot	Avg	PF	FO	Ast	TO	Blk	Stl	Pts	Avg	
2012-13	1	0	14	14.0	0	3	.000	0	2	.000	0	0	.000	1	3	4	4.0	2	0	1	2	0	0	0	0.0	
TOTAL	1	0	14	14.0	0	3	.000	0	2	.000	0	0	.000	1	3	4	4.0	2	0	1	2	0	0	0	0.0	



KEVIN BRIGHT

15

Freshman, Guard
6'5" 210 lbs.
Mannheim, Germany
Urspring Basketball Acad.

SEASON HIGHS

Points: 15, vs. Nicholls State (11/10/12)
FG Made: 5, 2x, last vs. Villanova (12/1/12)
FG Atts: 10, vs. Villanova (12/1/12)
3FG Made: 4, vs. Ole Miss (1/15/13)
3FG Atts: 7, vs. Ole Miss (1/15/13)
FT Made: 3, at Xavier (12/6/12)
FT Atts: 4, at Xavier (12/6/12)
Rebounds: 12, vs. Villanova (12/1/12)
Assists: 4, vs. Villanova (12/1/12)
Turnovers: 4, 2x, last vs. Ole Miss (1/15/13)
Blocks: 2, vs. William & Mary (1/2/13)
Steals: 1, 6x, last vs. Ole Miss (1/15/13)
Minutes: 42, at Xavier (12/6/12)

CAREER HIGHS

Points: 15, vs. Nicholls State (11/10/12)
FG Made: 5, 2x, last vs. Villanova (12/1/12)
FG Atts: 10, vs. Villanova (12/1/12)
3FG Made: 4, vs. Ole Miss (1/15/13)
3FG Atts: 7, vs. Ole Miss (1/15/13)
FT Made: 3, at Xavier (12/6/12)
FT Atts: 4, at Xavier (12/6/12)
Rebounds: 12, vs. Villanova (12/1/12)
Assists: 4, vs. Villanova (12/1/12)
Turnovers: 4, 2x, last vs. Ole Miss (1/15/13)
Blocks: 2, vs. William & Mary (1/2/13)
Steals: 1, 6x, last vs. Ole Miss (1/15/13)
Minutes: 42, at Xavier (12/6/12)

MISCELLANEOUS

BRIGHT NOTEBOOK

- ☛ Tallied second double-double with 11 points and 10 rebounds in win at Xavier (12/6); named SEC Freshman of the Week for his exploits.
- ☛ Scored 12 points and had career-high 12 rebounds - his first double-double of his career - vs. Villanova (12/1). Also posted a career-high four assists.
- ☛ Bright's double-double was the first by a Vanderbilt freshman since Jeffery Taylor in 2008-09 - Taylor had three in his freshman season.
- ☛ Came off of the bench against Ole Miss score 12 points, all on threes.
- ☛ Leads team in rebounding with 6.0 per game.
- ☛ First true freshman to start first game of the season for Commodores since Jeffery Taylor in 2008.
- ☛ Member of the 2012 Under 20/21 German National team that placed fifth in European Championship.
- ☛ Played at the Urspring Basketball Academy in Uln, Germany...His team was the German Champion in 2006, 2007, 2008, and 2011...Averaged 14.7 points, 7.6 rebounds, 3.4 assists, 1.2 blocks, and 1.3 steals in his last season at Urspring.
- ☛ Undecided on major at Vanderbilt.
- ☛ Best advice received: "We all have the choice to take the lead or to follow. It depends on you."

BRIGHT GAME-BY-GAME (FRESHMAN)

Opponent	M	FG-A	3P-A	FT-A	Reb	PF	A	T	B	S	PTS
N10 Nicholls State	24	5-8	3-3	2-2	8	4	1	3	0	0	15
N16 @Oregon	28	2-4	1-2	0-2	8	1	1	1	0	1	5
N22 Davidson	31	0-2	0-0	0-0	4	0	2	1	0	0	0
N23 Marist	26	1-5	1-3	0-0	8	2	0	2	0	0	3
N25 UTEP	27	2-4	2-3	0-0	3	3	1	4	0	1	6
D1 Villanova	37	5-10	2-4	0-0	12	2	4	1	0	1	12
D6 @Xavier	42	3-6	2-5	3-4	10	2	0	1	0	0	11
D15 Alabama A&M	31	2-4	1-2	0-0	8	1	3	1	0	0	5
D17 Cornell	30	3-6	2-3	0-0	5	0	3	3	1	1	8
D21 vs. MTSU	27	1-2	0-1	2-3	6	0	0	3	0	0	4
D29 Butler	28	1-4	1-3	0-2	2	1	0	0	0	0	3
J2 William & Mary	26	2-5	2-4	1-2	3	1	1	1	2	1	7
J10 Kentucky	18	0-4	0-3	0-0	7	0	0	0	0	0	0
J12 @Arkansas	21	2-3	0-0	0-0	2	1	0	2	0	0	4
J15 Ole Miss	30	4-9	4-7	0-0	4	4	1	4	0	1	12
J19 @South Carolina											
J23 Auburn											
J26 @Missouri											
J29 @Tennessee											
F2 Alabama											
F6 @LSU											
F9 Arkansas											
F13 Tennessee											
F16 Texas A&M											
F20 @Kentucky											
F23 @Mississippi St.											
F27 Georgia											
M2 @Auburn											
M6 @Florida											
M9 South Carolina											

Bright's Overall Statistics at Vanderbilt

Year	GP	GS	Min	Avg	FG	FGA	Pct	3FG	3FGA	Pct	FT	FTA	Pct	Off	Def	Tot	Avg	PF	FO	Ast	TO	Blk	Stl	Pts	Avg
2012-13	15	14	426	28.4	33	76	.434	21	43	.488	8	15	.533	18	72	90	6.0	22	0	17	27	3	6	95	6.3
TOTAL	15	14	426	28.4	33	76	.434	21	43	.488	8	15	.533	18	72	90	6.0	22	0	17	27	3	6	95	6.3

Bright's SEC Statistics at Vanderbilt

Year	GP	GS	Min	Avg	FG	FGA	Pct	3FG	3FGA	Pct	FT	FTA	Pct	Off	Def	Tot	Avg	PF	FO	Ast	TO	Blk	Stl	Pts	Avg
2012-13	3	2	69	23.0	6	16	.375	4	10	.400	0	0	.000	6	7	13	4.3	5	0	1	6	0	1	16	5.3
TOTAL	3	2	69	23.0	6	16	.375	4	10	.400	0	0	.000	6	7	13	4.3	5	0	1	6	0	1	16	5.3



KYLE FULLER

11

Junior, Guard
6'1" 180 lbs.
Moreno Valley, Calif.
Rancho Verde HS

SEASON HIGHS

Points: 25, at Xavier (12/6/12)
FG Made: 8, at Xavier (12/6/12)
FG Atts: 16, at Xavier(12/6/12)
3FG Made: 2, 4x, last vs. Cornell (12/17/12)
3FG Atts: 7, at Xavier (12/6/12)
FT Made: 7, at Xavier (12/6/12)
FT Atts: 10, at Xavier (12/6/12)
Rebounds: 6, vs. Davidson (11/22/12)
Assists: 6, vs. Nicholls State (11/10/12)
Turnovers: 6, at Oregon (11/16/12)
Blocks: 1, 2x, last vs. Cornell (12/17/12)
Steals: 3, 2x, last vs. MTSU (12/21/12)
Minutes: 40, at Xavier (12/6/12)

CAREER HIGHS

Points: 25, at Xavier (12/6/12)
FG Made: 8, at Xavier (12/6/12)
FG Atts: 16, at Xavier(12/6/12)
3FG Made: 2, 5x, last vs. Cornell (12/17/12)
3FG Atts: 7, at Xavier (12/6/12)
FT Made: 7, at Xavier (12/6/12)
FT Atts: 10, at Xavier (12/6/12)
Rebounds: 6, vs. Davidson (11/22/12)
Assists: 6, vs. Nicholls State (11/10/12)
Turnovers: 6, at Oregon (11/16/1)
Blocks: 1, 3x, last vs. Cornell (12/17/12)
Steals: 3, 2x, last vs. MTSU (12/21/12)
Minutes: 40, at Xavier (12/6/12)

MISCELLANEOUS

	2012-13	Career
5+ Assists	3	4

FULLER NOTEBOOK

- ⊛ Point guard who scored a career-high 25 points at Xavier (12/6) - won SEC Player of the Week for his performance. Also added career-high three steals, and a career-high in free throws made (7) and field goals made (8), and scored all 12 of the team's points in overtime.
- ⊛ Commodores' second-leading scorer, averaging 10.5 points per game.
- ⊛ Only player from Californian on roster.
- ⊛ Played in 18 games in 2011-12, averaged 0.9 points, 0.9 rebounds, and 0.9 points per game.
- ⊛ Dished out season-high four assists vs. Monmouth in 2011.
- ⊛ Played in all 34 games in 2010-11, and averaged 1.9 points and 1.6 assists per game in 15 minutes of action.
- ⊛ Averaged 27.6 points, eight assists, six rebounds, and four steals per game as a point guard at Rancho Verde High School.
- ⊛ Winningest player in Rancho Verde history, was a four-year captain, and a three-year starter.
- ⊛ Nickname is Zoomey.

FULLER GAME-BY-GAME (JUNIOR)

Opponent	M	FG-A	3P-A	FT-A	Reb	PF	A	T	B	S	PTS
N10 Nicholls State	36	6-13	2-5	1-3	3	1	6	1	0	0	15
N16 @Oregon	37	6-9	0-1	5-6	1	0	1	6	0	0	17
N22 Davidson	39	6-15	2-5	0-0	6	2	1	2	0	0	14
N23 Marist	36	2-12	0-5	0-0	0	1	1	2	0	1	4
N25 UTEP	34	4-8	1-3	5-6	2	1	5	1	0	1	14
D1 Villanova	31	0-4	0-3	4-5	3	3	2	2	0	1	4
D6 @Xavier	40	8-16	2-7	7-10	4	1	5	2	1	3	25
D15 Alabama A&M	30	3-10	1-5	0-0	2	2	3	0	0	1	7
D17 Cornell	35	5-8	2-3	5-6	6	3	3	2	1	1	17
D21 vs. MTSU	33	3-7	0-2	2-5	2	4	0	3	0	3	8
D29 Butler	26	4-9	1-3	1-3	2	0	0	0	0	1	10
J2 William & Mary	29	3-10	1-5	1-3	4	0	4	2	0	0	8
J10 Kentucky	23	3-7	1-1	0-0	3	0	0	2	0	1	7
J12 @Arkansas	25	1-8	0-4	2-2	0	1	1	3	0	2	4
J15 Ole Miss	13	1-6	1-5	0-0	2	1	0	2	0	0	3
J19 @South Carolina											
J23 Auburn											
J26 @Missouri											
J29 @Tennessee											
F2 Alabama											
F6 @LSU											
F9 Arkansas											
F13 Tennessee											
F16 Texas A&M											
F20 @Kentucky											
F23 @Mississippi St.											
F27 Georgia											
M2 @Auburn											
M6 @Florida											
M9 South Carolina											

Fuller's Overall Statistics at Vanderbilt

Year	GP	GS	Min	Avg	FG	FGA	Pct	3pt	2ptA	Pct	FT	FTA	Pct	Off	Def	Tot	Avg	PF	FO	Ast	TO	Blk	Stl	Pts	Avg
2010-11	34	0	499	14.7	24	78	.308	7	29	.241	8	16	.500	8	38	46	1.4	44	0	55	34	1	13	63	1.9
2011-12	18	1	125	6.9	6	22	.273	0	8	.000	5	8	.625	2	14	16	0.9	7	0	17	10	0	5	17	0.9
2012-13	15	14	467	31.1	55	142	.387	14	57	.246	33	49	.673	3	37	40	2.7	20	0	32	30	2	15	157	10.5
TOTAL	67	15	1091	16.3	85	242	.351	21	94	.223	46	73	.630	13	89	102	1.5	71	0	104	74	3	33	237	3.5

Fuller's SEC Statistics at Vanderbilt

Year	GP	GS	Min	Avg	FG	FGA	Pct	3pt	3ptA	Pct	FT	FTA	Pct	Off	Def	Tot	Avg	PF	FO	Ast	TO	Blk	Stl	Pts	Avg
2010-11	16	0	218	13.6	7	28	.250	4	8	.500	5	10	.500	4	18	22	1.4	18	0	21	11	0	5	23	1.4
2011-12	8	0	24	3.0	1	5	.200	0	1	.000	1	2	.500	0	3	3	0.4	0	0	4	3	0	0	3	0.4
2012-13	3	2	61	20.3	5	21	.238	2	10	.200	2	2	1.000	1	4	5	1.7	2	0	1	7	0	3	14	4.7
TOTAL	27	2	303	11.2	13	54	.241	6	19	.316	8	14	.571	5	25	30	1.1	20	0	26	21	0	8	40	1.5



ALEX GENDELMAN

5

Freshman, Guard
6'0" 175 lbs.
Purchase, N.Y.
Rye Country Day School

SEASON HIGHS

- Points:**
- FG Made:**
- FG Atts:** 1, vs. Alabama A&M (12/15/12)
- 3FG Made:**
- 3FG Atts:** 1, vs. Alabama A&M (12/15/12)
- FT Made:**
- FT Atts:**
- Rebounds:**
- Assists:**
- Turnovers:**
- Blocks:**
- Steals:**
- Minutes:** 2, vs. Alabama A&M (12/15/12)

CAREER HIGHS

- Points:**
- FG Made:**
- FG Atts:** 1, vs. Alabama A&M (12/15/12)
- 3FG Made:**
- 3FG Atts:** 1, vs. Alabama A&M (12/15/12)
- FT Made:**
- FT Atts:**
- Rebounds:**
- Assists:**
- Turnovers:**
- Blocks:**
- Steals:**
- Minutes:** 2, vs. Alabama A&M (12/15/12)

MISCELLANEOUS

GENDELMAN NOTEBOOK


- ☛ Walk-on from Purchase, N.Y., who made the team at walk-on tryouts in October.
- ☛ Attended Rye Country Day School.
- ☛ His Rye Country Day School team captured the New York State Private School Class C Championship his sophomore through senior seasons...Averaged 18.6 points, 8.0 rebounds, and 6.0 assists his senior season and departed as the school's all-time leading scorer...Scored over 1,000 points in his career.
- ☛ Was his team's MVP in his junior and senior seasons and was an all-state selection in his senior campaign... Earned 12 varsity letters, four each in basketball and baseball, and two each in football and soccer.

GENDELMAN GAME-BY-GAME (FRESHMAN)

Opponent	M	FG-A	3P-A	FT-A	Reb	PF	A	T	B	S	PTS
N10 Nicholls State	DNP										
N16 @Oregon	DNP										
N22 Davidson	DNP										
N23 Marist	DNP										
N25 UTEP	0+	0-0	0-0	0-0	0	0	0	0	0	0	0
D1 Villanova	DNP										
D6 @Xavier	DNP										
D15 Alabama A&M	2	0-1	0-1	0-0	0	0	0	0	0	0	0
D17 Cornell	DNP										
D21 vs. MTSU	DNP										
D29 Butler	DNP										
J2 William & Mary	DNP										
J10 Kentucky	DNP										
J12 @Arkansas	DNP										
J15 Ole Miss	DNP										
J19 @South Carolina											
J23 Auburn											
J26 @Missouri											
J29 @Tennessee											
F2 Alabama											
F6 @LSU											
F9 Arkansas											
F13 Tennessee											
F16 Texas A&M											
F20 @Kentucky											
F23 @Mississippi St.											
F27 Georgia											
M2 @Auburn											
M6 @Florida											
M9 South Carolina											

Year	GP	GS	Min	Avg	FG	FGA	Pct	3FG	3FGA	Pct	FT	FTA	Pct	Off	Def	Tot	Avg	PF	FO	Ast	TO	Blk	Stl	Pts	Avg
2012-13	2	0	2	1.0	0	1	.000	0	1	.000	0	0	.000	0	0	0	0.0	0	0	0	0	0	0	0	0.0
TOTAL	2	0	2	1.0	0	1	.000	0	1	.000	0	0	.000	0	0	0	0.0	0	0	0	0	0	0	0	0.0

Year	GP	GS	Min	Avg	FG	FGA	Pct	3FG	3FGA	Pct	FT	FTA	Pct	Off	Def	Tot	Avg	PF	FO	Ast	TO	Blk	Stl	Pts	Avg
2012-13																									
TOTAL																									



JOSH HENDERSON

40 RS Sophomore, Center
6'11" 220 lbs.
Roanoke, Va.
Cave Spring HS

SEASON HIGHS

Points: 13, vs. Alabama A&M (12/15/12)
FG Made: 6, vs. Alabama A&M (12/15/12)
FG Atts: 9, vs. Cornell (12/17/12)
3FG Made:
3FG Atts:
FT Made: 3, at Oregon (11/16/12)
FT Atts: 4, at Oregon (11/16/12)
Rebounds: 7, vs. William & Mary (1/2/13)
Assists: 3, vs. William & Mary (1/2/13)
Turnovers: 4, at Arkansas (1/12/13)
Blocks: 2, 2x, last vs. William & Mary (1/2/13)
Steals: 2, 3x, last vs. William & Mary (1/2/13)
Minutes: 29, vs. William & Mary (1/2/13)

CAREER HIGHS

Points: 13, vs. Alabama A&M (12/15/12)
FG Made: 6, vs. Alabama A&M (12/15/12)
FG Atts: 9, vs. Cornell (12/17/12)
3FG Made:
3FG Atts:
FT Made: 3, at Oregon (11/16/12)
FT Atts: 4, 2x, last at Oregon (11/16/12)
Rebounds: 7, vs. William & Mary (1/2/13)
Assists: 4, vs. Bucknell (11/15/11)
Turnovers: 4, at Arkansas (1/12/13)
Blocks: 2, 2x, last vs. William & Mary (1/2/13)
Steals: 2, 3x, last vs. William & Mary (1/2/13)
Minutes: 29, vs. William & Mary (1/2/13)

HENDERSON NOTEBOOK

- ⊛ Started 10 games at center position, scored in double figures in two - 13 vs. Alabama A&M (12/15), 11 vs. Cornell (12/17).
- ⊛ Played 13 minutes and had three points and two rebounds against Nicholls State.
- ⊛ Played in second exhibition game against Delta State after recovering from right foot injury - scored eight points and had five rebounds against Delta State.
- ⊛ Played in eight games in 2011-12 and averaged 2.6 points and 2.9 rebounds.
- ⊛ Played in first game as a collegian against Oregon last year - scored four points and had four rebounds in 11 minutes.
- ⊛ Scored a career-high 10 points vs. Monmouth (11/25); was 4-4 from the floor.
- ⊛ Has team-high four assists vs. Bucknell (11/15)
- ⊛ Redshirted in 2010-11.
- ⊛ Will vie for starting spot at five position.
- ⊛ Signed in the spring of 2010 with the Commodores.
- ⊛ 6'11 center chose Vanderbilt over Virginia, Wake Forest, Davidson, Cincinnati, Maryland, and Penn State.

HENDERSON GAME-BY-GAME (RS-SOPHOMORE)

Opponent	M	FG-A	3P-A	FT-A	Reb	PF	A	T	B	S	PTS
N10 Nicholls State	13	1-3	0-0	1-2	2	0	0	0	0	0	3
N16 @Oregon	21	0-0	0-0	3-4	5	4	2	2	0	1	3
N22 Davidson	22	2-5	0-0	0-0	3	2	0	1	1	0	4
N23 Marist	22	2-8	0-0	0-0	4	1	0	0	1	1	4
N25 UTEP	17	2-4	0-0	1-2	1	3	0	1	0	2	5
D1 Villanova	11	0-0	0-0	1-2	3	1	0	3	0	0	1
D6 @Xavier	20	0-1	0-0	0-0	1	1	2	1	1	0	0
D15 Alabama A&M	24	6-7	0-0	1-3	4	3	2	3	0	2	13
D17 Cornell	25	5-9	0-0	1-3	5	4	2	2	2	0	11
D21 vs. MTSU	24	1-5	0-0	0-0	2	3	2	1	0	1	2
D29 Butler	24	2-4	0-0	1-2	1	3	2	0	1	1	5
J2 William & Mary	29	2-6	0-0	1-2	7	3	3	2	2	2	5
J10 Kentucky	13	0-3	0-0	0-0	2	1	1	2	1	1	0
J12 @Arkansas	12	1-3	0-0	0-0	3	1	1	4	1	0	2
J15 Ole Miss	9	2-2	0-0	1-2	2	2	0	0	0	0	5
J19 @South Carolina											
J23 Auburn											
J26 @Missouri											
J29 @Tennessee											
F2 Alabama											
F6 @LSU											
F9 Arkansas											
F13 Tennessee											
F16 Texas A&M											
F20 @Kentucky											
F23 @Mississippi St.											
F27 Georgia											
M2 @Auburn											
M6 @Florida											
M9 South Carolina											

Henderson's Overall Statistics at Vanderbilt

Year	GP	GS	Min	Avg	FG	FGA	Pct	3FG	3FGA	Pct	FT	FTA	Pct	Off	Def	Tot	Avg	PF	FO	Ast	TO	Blk	Stl	Pts	Avg
2011-12	8	0	69	8.6	8	17	.471	0	0	.000	5	9	.556	12	11	23	2.9	15	0	5	5	0	1	21	2.6
2012-13	15	10	286	19.1	26	60	.433	0	0	.000	11	22	.500	20	25	45	3.0	32	0	17	22	10	11	63	4.2
TOTAL	23	10	355	15.4	34	77	.442	0	0	.000	16	31	.516	32	36	68	3.0	47	0	22	27	10	12	84	3.7

Henderson's SEC Statistics at Vanderbilt

Year	GP	GS	Min	Avg	FG	FGA	Pct	3FG	3FGA	Pct	FT	FTA	Pct	Off	Def	Tot	Avg	PF	FO	Ast	TO	Blk	Stl	Pts	Avg
2012-13	3	2	34	11.3	3	8	.375	0	0	.000	1	2	.500	1	6	7	2.3	4	0	2	6	2	1	7	2.3
TOTAL	3	2	34	11.3	3	8	.375	0	0	.000	1	2	.500	1	6	7	2.3	4	0	2	6	2	1	7	2.3



SHELDON JETER

21

Freshman, Forward
6'7" 215 lbs.
Beaver Falls, Pa.
Beaver Falls HS

SEASON HIGHS

- Points:** 14, vs. William & Mary (1/2/13)
- FG Made:** 6, vs. William & Mary (1/2/13)
- FG Atts:** 8, vs. Ole Miss (1/15/13)
- 3FG Made:** 2, vs. Ole Miss (1/15/13)
- 3FG Atts:** 6, vs. Ole Miss (1/15/13)
- FT Made:** 4, at Arkansas (1/12/13)
- FT Atts:** 7, vs. Ole Miss (1/15/13)
- Rebounds:** 6, vs. Alabama A&M (12/15/12)
- Assists:** 2, vs. Ole Miss (1/15/13)
- Turnovers:** 2, 2x, last vs. Butler (12/29/12)
- Blocks:** 2, vs. Cornell (12/17/12)
- Steals:** 3, vs. UTEP (11/25/12)
- Minutes:** 32, vs. Ole Miss (1/15/13)

CAREER HIGHS

- Points:** 14, vs. William & Mary (1/2/13)
- FG Made:** 6, vs. William & Mary (1/2/13)
- FG Atts:** 8, vs. Ole Miss (1/15/13)
- 3FG Made:** 2, vs. Ole Miss (1/15/13)
- 3FG Atts:** 6, vs. Ole Miss (1/15/13)
- FT Made:** 4, at Arkansas (1/12/13)
- FT Atts:** 7, vs. Ole Miss (1/15/13)
- Rebounds:** 6, vs. Alabama A&M (12/15/12)
- Assists:** 2, vs. Ole Miss (1/15/13)
- Turnovers:** 2, 2x, last vs. Butler (12/29/12)
- Blocks:** 2, vs. Cornell (12/17/12)
- Steals:** 3, vs. UTEP (11/25/12)
- Minutes:** 32, vs. Ole Miss (1/15/13)

MISCELLANEOUS

JETER NOTEBOOK

- ⊕ Played in all 15 games this season, scored career-high 14 points in career-best 21 minutes vs. William and Mary.
- ⊕ Made first career start vs. Ole Miss, scored 13 points in 32 minutes. Also had four rebounds.
- ⊕ Shooting 47.4% from the field for the season (27-57).
- ⊕ Played in both exhibition games, averaged 14 minutes and 2.5 rebounds. Played 17 minutes in season opener, had three points and three assists.
- ⊕ A very highly decorated player from Beaver Falls High School... Was a first-team All-State selection, and was named the Pittsburgh Post Gazette and Pittsburgh Tribune Review Player of the Year as a senior... Was also his section's Most Valuable Player as a senior... Also named the Beaver County Times Athlete of the Year.
- ⊕ Averaged 22 points, 12 rebounds, five assists, two blocks, and two steals as a senior.
- ⊕ Undecided on major at Vanderbilt.
- ⊕ Advice to youngsters: "Never change who you really are to please other people's insecurities."

JETER GAME-BY-GAME (FRESHMAN)

Opponent	M	FG-A	3P-A	FT-A	Reb	PF	A	T	B	S	PTS
N10 Nicholls State	17	1-6	1-3	0-0	3	2	1	1	0	2	3
N16 @Oregon	13	0-1	0-1	0-0	5	1	0	0	0	1	0
N22 Davidson	18	3-6	0-0	0-0	4	3	0	1	1	0	6
N23 Marist	11	1-4	1-2	0-0	2	1	0	1	0	1	3
N25 UTEP	17	2-3	1-1	0-0	1	4	1	2	0	3	5
D1 Villanova	14	1-3	1-2	0-0	0	1	0	0	0	0	3
D6 @Xavier	12	0-1	0-1	0-0	1	2	0	0	1	0	0
D15 Alabama A&M	16	2-2	1-1	0-1	6	3	1	1	1	0	5
D17 Cornell	10	0-0	0-0	0-0	1	1	0	0	2	0	0
D21 vs. MTSU	4	1-1	1-1	0-0	2	0	0	1	0	0	3
D29 Butler	13	2-3	1-2	0-0	3	2	1	2	0	1	5
J2 William & Mary	21	6-7	1-2	1-3	2	0	0	0	1	0	14
J10 Kentucky	23	2-6	0-2	0-0	5	2	0	0	1	0	4
J12 @Arkansas	17	2-6	0-0	4-5	4	0	0	1	1	0	8
J15 Ole Miss	32	4-8	2-6	3-7	4	2	2	1	0	1	13
J19 @South Carolina											
J23 Auburn											
J26 @Missouri											
J29 @Tennessee											
F2 Alabama											
F6 @LSU											
F9 Arkansas											
F13 Tennessee											
F16 Texas A&M											
F20 @Kentucky											
F23 @Mississippi St.											
F27 Georgia											
M2 @Auburn											
M6 @Florida											
M9 South Carolina											

Jeter's Overall Statistics at Vanderbilt																											
Year	GP	GS	Min	Avg	FG	FGA	Pct	3FG	3FGA	Pct	FT	FTA	Pct	Off	Def	Tot	Avg	PF	FO	Ast	TO	Blk	Stl	Pts	Avg		
2012-13	15	1	238	15.9	27	57	.474	10	24	.417	8	16	.500	10	33	43	2.9	24	0	6	11	8	9	72	4.8		
TOTAL	15	1	238	15.9	27	57	.474	10	24	.417	8	16	.500	10	33	43	2.9	24	0	6	11	8	9	72	4.8		

Jeter's SEC Statistics at Vanderbilt																											
Year	GP	GS	Min	Avg	FG	FGA	Pct	3FG	3FGA	Pct	FT	FTA	Pct	Off	Def	Tot	Avg	PF	FO	Ast	TO	Blk	Stl	Pts	Avg		
2012-13	3	1	72	24.0	8	20	.400	2	8	.250	7	12	.583	3	10	13	4.3	4	0	2	2	2	1	25	8.3		
TOTAL	3	1	72	24.0	8	20	.400	2	8	.250	7	12	.583	3	10	13	4.3	4	0	2	2	2	1	25	8.3		



KEDREN JOHNSON

2

Sophomore, Guard
6'4" 215 lbs.
Lewisburg, Tenn.
Marshall County HS

SEASON HIGHS

- Points:** 28, vs. Davidson (11/22/12)
- FG Made:** 11, vs. Davidson (11/22/12)
- FG Atts:** 19, 2x, last vs. Kentucky (1/10/13)
- 3FG Made:** 5, vs. Ole Miss (1/15/13)
- 3FG Atts:** 11, vs. Ole Miss (1/15/13)
- FT Made:** 6, 3x, last vs. MTSU (12/21/12)
- FT Atts:** 9, vs. Nicholls State (11/10/12)
- Rebounds:** 8, vs. Marist (11/23/12)
- Assists:** 8, vs. Ole Miss (1/15/13)
- Turnovers:** 6, vs. MTSU (12/21/12)
- Blocks:** 2, 2x, last at Xavier (12/6/12)
- Steals:** 4, 3x, last vs. Kentucky (1/10/13)
- Minutes:** 41, 2x, last vs. Ole Miss (1/15/13)

CAREER HIGHS

- Points:** 28, vs. Davidson (11/22/12)
- FG Made:** 11, vs. Davidson (11/22/12)
- FG Atts:** 19, 2x, last vs. Kentucky (1/10/13)
- 3FG Made:** 5, vs. Ole Miss (1/15/13)
- 3FG Atts:** 11, vs. Ole Miss (1/15/13)
- FT Made:** 6, 3x, last vs. MTSU (12/21/12)
- FT Atts:** 9, vs. Nicholls State (11/10/12)
- Rebounds:** 8, vs. Marist (11/23/12)
- Assists:** 8, vs. Ole Miss (1/15/13)
- Turnovers:** 6, vs. MTSU (12/21/12)
- Blocks:** 2, 2x, last at Xavier (12/6/12)
- Steals:** 4, 3x, last vs. Kentucky (1/10/13)
- Minutes:** 41, 2x, last vs. Ole Miss (1/15/13)

JOHNSON NOTEBOOK

- ☛ Scored a career-high 28 points vs. Davidson, and scored 20+ points in three games (Nicholls State, Davidson, MTSU).
- ☛ Leads team in scoring and assists, and scored in double figures in 12 of 15 games this season.
- ☛ Scored 19 points and had career-high eight assists vs. Ole Miss (1/15)...also made career-high five threes.
- ☛ Tallied 19 points at Xavier in 66-64 overtime win.
- ☛ Played in all 36 games in 2011-12 as a freshman, and averaged 3.1 points and 1.2 points per game.
- ☛ Put the Commodores up for good with lay-in against Kentucky in finals of 2012 SEC Tournament.
- ☛ Had career-high 12 points vs. Bucknell (11/15). Tied career high in minutes played with 27 vs. Florida (2/28).
- ☛ Posted career-high five assists at Ole Miss (2/16).
- ☛ Freshman point guard who starred at nearby Marshall County High School, where he was named Mr. Basketball for the state of Tennessee for Class 2A and was the Tennessean Player of the Year for two years.
- ☛ Averaged 27.3 points, 10.0 rebounds, 8.0 assists, 3.6 steals and 1.5 blocks in his senior season at Marshall County, where he departed as the school's all-time scoring and assist leader.
- ☛ Nickname is Kee.
- ☛ Chose the Commodores over Florida, Louisville, Memphis, and Alabama.

JOHNSON GAME-BY-GAME (SOPHOMORE)

Opponent	M	FG-A	3P-A	FT-A	Reb	PF	A	T	B	S	PTS
N10 Nicholls State	38	8-14	3-7	6-9	6	1	6	2	1	1	25
N16 @Oregon	38	5-15	2-8	2-4	4	2	3	5	0	0	14
N22 Davidson	30	11-17	4-6	2-2	3	4	1	5	0	1	28
N23 Marist	38	2-11	0-5	0-0	8	3	3	2	0	2	4
N25 UTEP	36	7-11	2-4	1-2	2	1	0	2	0	4	17
D1 Villanova	39	4-10	4-9	0-1	5	1	4	4	2	2	12
D6 @Xavier	41	8-16	2-6	1-3	4	1	3	3	2	4	19
D15 Alabama A&M	33	5-12	3-6	6-8	4	3	3	1	0	2	19
D17 Cornell	18	5-6	3-4	2-4	4	4	1	4	1	1	15
D21 vs. MTSU	35	9-19	1-5	6-8	2	1	2	6	0	2	25
D29 Butler	31	3-10	1-3	2-5	2	2	4	2	0	0	9
J2 William & Mary	25	5-12	2-6	0-1	3	4	2	2	0	0	12
J10 Kentucky	37	8-19	2-9	0-1	2	2	6	4	0	4	18
J12 @Arkansas	26	0-3	0-2	3-4	2	2	2	5	0	0	3
J15 Ole Miss	41	6-14	5-11	2-2	2	0	8	1	0	1	19
J19 @South Carolina											
J23 Auburn											
J26 @Missouri											
J29 @Tennessee											
F2 Alabama											
F6 @LSU											
F9 Arkansas											
F13 Tennessee											
F16 Texas A&M											
F20 @Kentucky											
F23 @Mississippi St.											
F27 Georgia											
M2 @Auburn											
M6 @Florida											
M9 South Carolina											

Johnson's Overall Statistics at Vanderbilt

Year	GP	GS	Min	Avg	FG	FGA	Pct	3FG	3FGA	Pct	FT	FTA	Pct	Off	Def	Tot	Avg	PF	FO	Ast	TO	Blk	Stl	Pts	Avg
2011-12	36	0	521	14.5	37	108	.343	10	42	.238	27	34	.794	2	42	44	1.2	32	0	66	42	5	18	111	3.1
2012-13	15	15	506	33.7	86	189	.455	34	91	.374	33	54	.611	6	47	53	3.5	31	0	48	48	6	24	239	15.9
TOTAL	51	15	1027	20.1	123	297	.414	44	133	.331	60	88	.682	8	89	97	1.9	63	0	114	90	11	42	350	6.9

Johnson's SEC Statistics at Vanderbilt

Year	GP	GS	Min	Avg	FG	FGA	Pct	3FG	3FGA	Pct	FT	FTA	Pct	Off	Def	Tot	Avg	PF	FO	Ast	TO	Blk	Stl	Pts	Avg
2011-12	16	0	225	14.1	11	36	.306	2	11	.182	13	16	.813	1	18	19	1.2	15	0	32	16	3	4	37	2.3
2012-13	3	3	104	34.7	14	36	.389	7	22	.318	5	7	.714	0	6	6	2.0	4	0	16	10	0	5	40	13.3
TOTAL	19	3	329	17.3	25	72	.347	9	33	.273	18	23	.783	1	24	25	1.3	19	0	48	26	3	9	77	4.1



CARTER JOSEPHS

14 Freshman, Guard
5'10" 165 lbs.
San Antonio, Texas
Tom C. Clark HS

SEASON HIGHS

Points:
FG Made:
FG Atts:
3FG Made:
3FG Atts:
FT Made:
FT Atts:
Rebounds:
Assists:
Turnovers:
Blocks:
Steals:
Minutes: 1, 3x, last vs. Alabama A&M (12/15/12)

CAREER HIGHS

Points:
FG Made:
FG Atts:
3FG Made:
3FG Atts:
FT Made:
FT Atts:
Rebounds:
Assists:
Turnovers:
Blocks:
Steals:
Minutes: 1, 3x, last vs. Alabama A&M (12/15/12)

MISCELLANEOUS

JOSEPHS NOTEBOOK

- ☛ Walk-on guard from San Antonio, Texas, who played at Tom C. Clark High School.
- ☛ Was his team's captain and defensive MVP in 2011-12, where he averaged 7.8 points, 5.2 assists, and 3.7 rebounds per game.
- ☛ Academically, he was a member of the National Honor Society and the Spanish National Honor Society, and was a National Achievement Scholar Semifinalist, and won the Clark Principal's Award from 2009-12.
- ☛ Plans to major in mechanical engineering.
- ☛ Advice to youngsters: "Work harder than everyone else."

JOSEPHS GAME-BY-GAME (FRESHMAN)

Opponent	M	FG-A	3P-A	FT-A	Reb	PF	A	T	B	S	PTS
N10 Nicholls State	DNP										
N16 @Oregon	1	0-0	0-0	0-0	0	0	0	0	0	0	0
N22 Davidson	DNP										
N23 Marist	DNP										
N25 UTEP	1	0-0	0-0	0-0	0	0	0	0	0	0	0
D1 Villanova	DNP										
D6 @Xavier	DNP										
D15 Alabama A&M	1	0-0	0-0	0-0	0	0	0	0	0	0	0
D17 Cornell	DNP										
D21 vs. MTSU	DNP										
D29 Butler	DNP										
J2 William & Mary	DNP										
J10 Kentucky	DNP										
J12 @Arkansas	DNP										
J15 Ole Miss	DNP										
J19 @South Carolina											
J23 Auburn											
J26 @Missouri											
J29 @Tennessee											
F2 Alabama											
F6 @LSU											
F9 Arkansas											
F13 Tennessee											
F16 Texas A&M											
F20 @Kentucky											
F23 @Mississippi St.											
F27 Georgia											
M2 @Auburn											
M6 @Florida											
M9 South Carolina											

Josephs' Overall Statistics at Vanderbilt																											
Year	GP	GS	Min	Avg	FG	FGA	Pct	3FG	3FGA	Pct	FT	FTA	Pct	Off	Def	Tot	Avg	PF	FO	Ast	TO	Blk	Stl	Pts	Avg		
2012-13	3	0	3	1.0	0	0	.000	0	0	.000	0	0	.000	0	0	0	0.0	0	0	0	0	0	0	0	0.0		
TOTAL	3	0	3	1.0	0	0	.000	0	0	.000	0	0	.000	0	0	0	0.0	0	0	0	0	0	0	0	0.0		

Josephs' SEC Statistics at Vanderbilt																											
Year	GP	GS	Min	Avg	FG	FGA	Pct	3FG	3FGA	Pct	FT	FTA	Pct	Off	Def	Tot	Avg	PF	FO	Ast	TO	Blk	Stl	Pts	Avg		
2012-13																											
TOTAL																											



SHELBY MOATS

34 | Sophomore, Forward
6'8" 225 lbs.
Waconia, Minn.
Waconia HS

SEASON HIGHS

Points: 9, vs. Kentucky (1/10/13)
FG Made: 4, vs. Kentucky (1/10/13)
FG Atts: 7, 2x, last vs. Kentucky (1/10/13)
3FG Made: 2, vs. Nicholls State (11/10/12)
3FG Atts: 5, vs. Nicholls State (11/10/12)
FT Made: 3, vs. Butler (12/29/12)
FT Atts: 5, vs. Butler (12/29/12)
Rebounds: 10, vs. Kentucky (1/10/13)
Assists: 4, vs. Ole Miss (1/15/13)
Turnovers: 3, vs. Villanova (12/1/12)
Blocks: 1, vs. Alabama A&M (12/15/12)
Steals: 2, at Arkansas (1/12/13)
Minutes: 36, vs. Ole Miss (1/15/13)

CAREER HIGHS

Points: 9, vs. Kentucky (1/10/13)
FG Made: 4, vs. Kentucky (1/10/13)
FG Atts: 7, 2x, last vs. Kentucky (1/10/13)
3FG Made: 2, vs. Nicholls State (11/10/12)
3FG Atts: 5, vs. Nicholls State (11/10/12)
FT Made: 3, vs. Butler (12/29/12)
FT Atts: 5, vs. Butler (12/29/12)
Rebounds: 10, vs. Kentucky (1/10/13)
Assists: 4, vs. Ole Miss (1/15/13)
Turnovers: 4, vs. Monmouth (11/25/11)
Blocks: 2, at Ole Miss (2/16/12)
Steals: 2, at Arkansas (1/12/13)
Minutes: 36, vs. Ole Miss (1/15/13)

MOATS NOTEBOOK

- ★ Scored career-high 10 points and had career-best nine rebounds vs. UK (1/10).
- ★ Played 30 minutes in first collegiate start vs. Nicholls State - scored eight points and had two rebounds.
- ★ Played career-high 36 minutes vs. Ole Miss in fifth career start - grabbed eight rebounds.
- ★ Played in 16 games last season as a true freshman and averaged 0.5 points and 0.9 rebounds per game.
- ★ Had first two blocks of his collegiate career at Ole Miss (2/16/12).
- ★ Made first career 3-pointer vs Monmouth (11/25); also added career-high six boards vs. Monmouth.
- ★ Powerfully-built power forward who has excellent shooting touch from beyond-the-arc.
- ★ Was the valedictorian of his Waconia High School senior class in 2011.
- ★ Four-year varsity letterwinner in basketball, two-year captain, and a two-year letterman in football at Waconia
- ★ Averaged 22 points and 12 rebounds in his senior year at Waconia and ended his career with 1,772 points and 985 rebounds.
- ★ Plans on majoring in Economics at Vanderbilt.
- ★ Chose the Commodores over Washington State and Northwestern.

MOATS GAME-BY-GAME (SOPHOMORE)

Opponent	M	FG-A	3P-A	FT-A	Reb	PF	A	T	B	S	PTS
N10 Nicholls State	30	3-7	2-5	0-0	2	1	1	0	0	0	8
N16 @Oregon	22	0-2	0-2	0-0	2	5	1	0	0	0	0
N22 Davidson	18	0-2	0-2	0-0	2	3	1	0	0	0	0
N23 Marist	18	1-6	0-4	0-0	7	2	0	2	0	1	2
N25 UTEP	23	3-6	1-2	1-1	5	2	3	0	0	1	8
D1 Villanova	26	2-6	0-2	2-4	1	5	1	3	0	1	6
D6 @Xavier	25	1-4	1-4	0-2	5	4	1	1	0	1	3
D15 Alabama A&M	15	0-2	0-0	0-2	4	1	1	0	1	0	0
D17 Cornell	14	0-1	0-0	0-2	1	1	3	0	0	0	0
D21 vs. MTSU	16	1-2	1-1	2-2	2	1	2	1	0	1	5
D29 Butler	16	2-5	1-1	3-5	5	4	0	2	0	0	8
J2 William & Mary	8	1-1	0-0	0-0	2	4	0	1	0	1	2
J10 Kentucky	27	4-7	1-1	0-0	10	3	1	0	0	0	9
J12 @Arkansas	24	1-1	1-1	0-0	1	0	0	0	0	2	3
J15 Ole Miss	36	1-4	0-2	0-3	8	2	4	0	0	1	2
J19 @South Carolina											
J23 Auburn											
J26 @Missouri											
J29 @Tennessee											
F2 Alabama											
F6 @LSU											
F9 Arkansas											
F13 Tennessee											
F16 Texas A&M											
F20 @Kentucky											
F23 @Mississippi St.											
F27 Georgia											
M2 @Auburn											
M6 @Florida											
M9 South Carolina											

Moats' Overall Statistics at Vanderbilt

Year	GP	GS	Min	Avg	FG	FGA	Pct	3FG	3FGA	Pct	FT	FTA	Pct	Off	Def	Tot	Avg	PF	FO	Ast	TO	Blk	Stl	Pts	Avg
2011-12	16	0	65	4.1	3	13	.231	2	11	.182	0	1	.000	3	12	15	0.9	8	0	5	6	3	1	8	0.5
2012-13	15	5	318	21.2	20	56	.357	8	27	.296	8	21	.381	24	33	57	3.8	38	2	19	10	1	9	56	3.7
TOTAL	31	5	383	12.4	23	69	.333	10	38	.263	8	22	.364	27	45	72	2.3	46	2	24	16	4	10	64	2.1

Moats' SEC Statistics at Vanderbilt

Year	GP	GS	Min	Avg	FG	FGA	Pct	3FG	3FGA	Pct	FT	FTA	Pct	Off	Def	Tot	Avg	PF	FO	Ast	TO	Blk	Stl	Pts	Avg
2011-12	7	0	16	2.3	0	2	.000	0	2	.000	0	0	.000	0	4	4	0.6	1	0	0	1	3	0	0	0.0
2012-13	3	1	87	29.0	6	12	.500	2	4	.500	0	3	.000	8	11	19	6.3	5	0	5	0	0	3	14	4.7
TOTAL	10	1	103	10.3	6	14	.429	2	6	.333	0	3	.000	8	15	23	2.3	6	0	5	1	3	3	14	1.4



ROD ODOM

O

Junior, Forward
6'9" 220 lbs.
Central Islip, N.Y.
Middlesex School (Mass.)

SEASON HIGHS

- Points:** 17, vs. Alabama A&M (12/15/12)
- FG Made:** 6, vs. Alabama A&M (12/15/12)
- FG Atts:** 16, vs. Kentucky (1/10/13)
- 3FG Made:** 4, vs. Alabama A&M (12/15/12)
- 3FG Atts:** 9, vs. Kentucky (1/10/13)
- FT Made:** 4, 3x, last vs. Kentucky (1/10/13)
- FT Atts:** 7, vs. Kentucky (1/10/13)
- Rebounds:** 7, 3x, last vs. Cornell (12/17/12)
- Assists:** 2, 3x, last vs. William & Mary (1/2/13)
- Turnovers:** 4, 3x, last vs. Kentucky (1/10/13)
- Blocks:** 2, 2x, last vs. William & Mary (1/2/13)
- Steals:** 2, 2x, last vs. Alabama A&M (12/15/12)
- Minutes:** 36, vs. Kentucky (1/10/13)

CAREER HIGHS

- Points:** 17, vs. Alabama A&M (12/15/12)
- FG Made:** 6, vs. Alabama A&M (12/15/12)
- FG Atts:** 16, vs. Kentucky (1/10/13)
- 3FG Made:** 4, vs. Alabama A&M (12/15/12)
- 3FG Atts:** 9, vs. Kentucky (1/10/13)
- FT Made:** 4, 3x, last vs. Kentucky (1/10/13)
- FT Atts:** 7, vs. Kentucky (1/10/13)
- Rebounds:** 8, vs. Oregon (11/11/11)
- Assists:** 2, 8x, last vs. William & Mary (1/2/13)
- Turnovers:** 5 vs. Belmont (12/4/10)
- Blocks:** 2, 3x, last vs. William & Mary (1/2/13)
- Steals:** 4, at Missouri (12/8/10)
- Minutes:** 36, vs. Kentucky (1/10/13)

MISCELLANEOUS

	2012-13	Career
Double-Digit Scoring	6	12
3+ 3-Pt FG's	3	7
Starts	15	25

ODOM NOTEBOOK

- ⊛ Played in all 85 games in his Commodores career and started all 15 this season, will be called upon for leadership on and off the court this season.
- ⊛ Scored in double figures in six games this season, including career-high 17-point performance vs. Alabama A&M (12/17).
- ⊛ Averaged 2.4 points and 2.0 rebounds per game in 2011-12.
- ⊛ Was team's second-leading scorer in exhibition season, averaging 14.5 points per game...scored seven points and had seven rebounds in season opener vs. Nicholls State.
- ⊛ Recorded a career-high of eight rebounds vs. Oregon in 2011 (11/11/11). His previous best was seven vs. Kentucky on February 12, 2011.
- ⊛ Scored five points and had six rebounds in 27 minutes against Harvard (3/15/12).
- ⊛ Tallied six rebounds vs. LSU, his best in SEC play this season.
- ⊛ Scored in double-figures vs. Bucknell with 10 points (11/15/11)
- ⊛ Made first start of his career vs. Monmouth (11/25/11).
- ⊛ Power forward who played in all 34 games as a true freshman...Started eight games.
- ⊛ Averaged 3.9 points and 2.6 rebounds per game as a freshman.
- ⊛ Scored in double-figures in five games in 2010-11, and tallied a career-high 12 points against Arkansas (1/29/11).
- ⊛ Scored 10 points and had five rebounds off of the bench vs. Florida (3/5/11).
- ⊛ Tallied 11 points at Georgia (2/16/11), grabbed 5 rebounds, and was 3-of-5 from beyond the arc.
- ⊛ Scored five points in collegiate debut vs. Presbyterian in 2010; made his first three-point basket on Brad Tinsley's 10th assist, which capped off the school's first ever triple-double.
- ⊛ Chose the Commodores over Harvard, West Virginia, Arizona, UConn, Louisville, Boston College, Michigan, and Oklahoma State.

ODOM GAME-BY-GAME (JUNIOR)

Opponent	M	FG-A	3P-A	FT-A	Reb	PF	A	T	B	S	PTS
N10 Nicholls State	33	3-5	1-3	0-0	7	1	1	3	1	1	7
N16 @Oregon	24	3-13	1-6	2-2	3	4	1	4	0	1	9
N22 Davidson	31	1-7	0-5	4-6	4	0	1	1	1	0	6
N23 Marist	30	2-10	0-1	1-2	4	3	0	1	1	1	5
N25 UTEP	33	5-11	2-6	4-6	7	1	0	1	1	2	16
D1 Villanova	31	5-13	2-6	2-2	2	4	1	0	0	0	14
D6 @Xavier	31	2-5	2-4	1-4	2	5	0	4	0	0	7
D15 Alabama A&M	30	6-11	4-6	1-3	2	1	2	1	1	2	17
D17 Cornell	34	4-12	3-8	2-4	7	1	2	1	0	0	13
D21 vs. MTSU	19	2-4	0-1	1-1	2	4	0	2	0	1	5
D29 Butler	31	1-9	1-3	1-2	5	3	0	1	2	0	4
J2 William & Mary	33	4-7	1-4	3-3	5	0	2	2	2	1	12
J10 Kentucky	36	3-16	2-9	4-7	4	3	0	4	0	0	12
J12 @Arkansas	24	2-6	1-3	0-0	4	1	0	2	0	1	5
J15 Ole Miss	25	3-6	3-6	0-2	4	5	1	0	1	0	9
J19 @South Carolina											
J23 Auburn											
J26 @Missouri											
J29 @Tennessee											
F2 Alabama											
F6 @LSU											
F9 Arkansas											
F13 Tennessee											
F16 Texas A&M											
F20 @Kentucky											
F23 @Mississippi St.											
F27 Georgia											
M2 @Auburn											
M6 @Florida											
M9 South Carolina											

Odom's Overall Statistics at Vanderbilt

Year	GP	GS	Min	Avg	FG	FGA	Pct	3FG	3FGA	Pct	FT	FTA	Pct	Off	Def	Tot	Avg	PF	FO	Ast	TO	Blk	Stl	Pts	Avg
2010-11	34	8	533	15.7	47	115	.409	28	75	.373	10	16	.625	35	53	88	2.6	71	1	12	38	4	15	132	3.9
2011-12	36	2	517	14.4	30	77	.390	15	40	.375	12	22	.545	25	48	73	2.0	70	0	19	20	8	7	87	2.4
2012-13	15	15	445	29.7	46	135	.341	23	71	.324	26	44	.591	22	40	62	4.1	36	2	11	27	10	10	141	9.4
TOTAL	85	25	1495	17.6	123	327	.376	66	186	.355	48	82	.585	82	141	223	2.6	177	3	42	85	22	32	360	4.2

Odom's SEC Statistics at Vanderbilt

Year	GP	GS	Min	Avg	FG	FGA	Pct.	3pt	3ptA	Pct	FT	FTA	Pct	Off	Def	Tot	Avg	PF	FO	Ast	TO	Blk	Stl	Pts	Avg
2010-11	16	4	268	16.8	24	51	.471	13	32	.406	4	6	.667	15	25	40	2.5	37	1	6	20	0	6	65	4.1
2011-12	16	0	205	12.8	9	25	.360	6	15	.400	8	13	.615	6	21	27	1.7	24	0	13	7	3	2	32	2.0
2012-13	3	3	85	28.3	8	28	.286	6	18	.333	4	9	.444	6	6	12	4.0	9	1	1	6	1	1	26	8.7
TOTAL	35	7	558	15.9	41	104	.394	25	65	.385	16	28	.571	27	52	79	2.3	70	2	20	33	4	9	123	3.5



DAI-JON PARKER

24 Freshman, Guard
6'3" 190 lbs.
Baton Rouge, La.
Milton HS (Ga.)

SEASON HIGHS

- Points:** 16, vs. Ole Miss (1/15/13)
- FG Made:** 5, vs. Ole Miss (1/15/13)
- FG Atts:** 9, vs. Ole Miss (1/15/13)
- 3FG Made:** 2, 2x, last vs. Ole Miss (1/15/13)
- 3FG Atts:** 5, vs. Kentucky (1/10/13)
- FT Made:** 4, vs. Ole Miss (1/15/13)
- FT Atts:** 7, vs. Ole Miss (1/15/13)
- Rebounds:** 6, vs. Ole Miss (1/15/13)
- Assists:** 4, vs. Ole Miss (1/15/13)
- Turnovers:** 4, at Arkansas (1/12/13)
- Blocks:** 3, vs. William & Mary (1/2/13)
- Steals:** 2, 2x, last vs. William & Mary (1/2/13)
- Minutes:** 38, vs. Ole Miss (1/15/13)

CAREER HIGHS

- Points:** 16, vs. Ole Miss (1/15/13)
- FG Made:** 5, vs. Ole Miss (1/15/13)
- FG Atts:** 10, vs. Bucknell (11/15/11)
- 3FG Made:** 2, 4x, last vs. Ole Miss (1/15/13)
- 3FG Atts:** 7, vs. Bucknell (11/15/11)
- FT Made:** 4, 2x, last vs. Ole Miss (1/15/13)
- FT Atts:** 7, vs. Ole Miss (1/15/13)
- Rebounds:** 6, vs. Ole Miss (1/15/13)
- Assists:** 4, vs. Ole Miss (1/15/13)
- Turnovers:** 4, at Arkansas (1/12/13)
- Blocks:** 3, vs. William & Mary (1/2/13)
- Steals:** 2, 4x, last vs. William & Mary (1/2/13)
- Minutes:** 38, vs. Ole Miss (1/15/13)

PARKER NOTEBOOK

- ✪ Made first collegiate start against Ole Miss (1/15) and had career bests in points (16), rebounds (6), assists (4), and minutes (38).
- ✪ Returned from an eight-game suspension against Cornell (12/17), and played a career-high 28 minutes.
- ✪ Scored season high eight points vs. UK (1/10/13).
- ✪ Played nine minutes in collegiate debut vs. Oregon (11/11/11).
- ✪ Played in all 36 games as a true freshman, and averaged 1.7 points and 1.0 rebounds per game.
- ✪ Tied a career high with two made threes against Auburn (1/7/12).
- ✪ Had career high four free throws made and five rebounds vs. Georgia (1/14/12).
- ✪ Scored career-high 10 points vs. Monmouth (11/25/11), his first double-digit scoring game.
- ✪ Athletic shooting guard whose Milton High School team in Alpharetta, Ga., had three other Division I players in the starting five.
- ✪ Standout three-sport athlete in high school.
- ✪ Averaged 14 points, six rebounds, five assists, two blocks and two steals in his senior season at Milton.
- ✪ His 2010 Milton team captured the Class 5A state championship, and the 2011 team won the regional champion ship.
- ✪ Milton teammates Shannon Scott (Ohio State), Julian Royal (Georgia Tech), and Jordan Loyd (Furman) all signed to play Division I basketball.
- ✪ Advice to youngsters: "Get the grades, basketball isn't going anywhere."

PARKER GAME-BY-GAME (SOPHOMORE)

Opponent	M	FG-A	3P-A	FT-A	Reb	PF	A	T	B	S	PTS
N10 Nicholls State	DNP										
N16 @Oregon	DNP										
N22 Davidson	DNP										
N23 Marist	DNP										
N25 UTEP	DNP										
D1 Villanova	DNP										
D6 @Xavier	DNP										
D15 Alabama A&M	DNP										
D17 Cornell	28	1-3	0-2	0-0	3	2	1	1	0	0	2
D21 vs. MTSU	22	0-2	0-1	0-0	2	1	1	0	0	2	0
D29 Butler	21	2-5	1-2	0-0	3	1	0	1	0	0	5
J2 William & Mary	27	1-5	1-3	1-2	3	0	2	2	3	2	4
J10 Kentucky	23	3-8	2-5	0-0	4	3	1	1	0	1	8
J12 @Arkansas	18	0-3	0-3	0-0	1	0	2	4	0	0	0
J15 Ole Miss	38	5-9	2-3	4-7	6	2	4	2	0	1	16
J19 @South Carolina											
J23 Auburn											
J26 @Missouri											
J29 @Tennessee											
F2 Alabama											
F6 @LSU											
F9 Arkansas											
F13 Tennessee											
F16 Texas A&M											
F20 @Kentucky											
F23 @Mississippi St.											
F27 Georgia											
M2 @Auburn											
M6 @Florida											
M9 South Carolina											

Parker's Overall Statistics at Vanderbilt

Year	GP	GS	Min	Avg	FG	FGA	Pct	3FG	3FGA	Pct	FT	FTA	Pct	Off	Def	Tot	Avg	PF	FO	Ast	TO	Blk	Stl	Pts	Avg
2011-12	36	0	398	11.1	22	71	.310	11	44	.250	6	9	.667	5	30	35	1.0	28	0	25	17	6	9	61	1.7
2012-13	7	1	177	25.3	12	35	.343	6	19	.316	5	9	.556	6	15	21	3.0	9	0	11	10	3	6	35	5.0
TOTAL	43	1	575	13.4	34	106	.321	17	63	.270	11	18	.611	11	45	56	1.3	37	0	36	27	9	15	96	2.2

Parker's SEC Statistics at Vanderbilt

Year	GP	GS	Min	Avg	FG	FGA	Pct	3FG	3FGA	Pct	FT	FTA	Pct	Off	Def	Tot	Avg	PF	FO	Ast	TO	Blk	Stl	Pts	Avg
2011-12	16	0	171	10.7	10	23	.435	6	16	.375	4	5	.800	1	18	19	1.2	16	0	9	8	0	2	30	1.9
2012-13	3	1	79	26.3	8	20	.400	4	11	.364	4	7	.571	4	7	11	3.7	5	0	7	7	0	2	24	8.0
TOTAL	19	1	250	13.2	18	43	.419	10	27	.370	8	12	.667	5	25	30	1.6	21	0	16	15	0	4	54	2.8



JAMES SIAKAM

35

RS Freshman, Forward
6'7" 210 lbs.
Douala, Cameroon
Brehm Prep (Ill.)

SEASON HIGHS

Points: 8, vs. Marist (11/23/12)
FG Made: 3, vs. Marist (11/23/12)
FG Atts: 5, vs. Marist (11/23/12)
3FG Made:
3FG Atts:
FT Made: 2, 4x, last at Arkansas (1/12/13)
FT Atts: 6, at Arkansas (1/12/13)
Rebounds: 8, vs. Marist (11/23/12)
Assists: 1, 4x, last vs. MTSU (12/21/12)
Turnovers: 3, vs. Marist (11/23/12)
Blocks: 2, vs. MTSU (12/21/12)
Steals: 2, vs. Marist (11/23/12)
Minutes: 20, vs. MTSU (12/21/12)

CAREER HIGHS

Points: 8, vs. Marist (11/23/12)
FG Made: 3, vs. Marist (11/23/12)
FG Atts: 5, vs. Marist (11/23/12)
3FG Made:
3FG Atts:
FT Made: 2, 4x, last at Arkansas (1/12/13)
FT Atts: 6, at Arkansas (1/12/13)
Rebounds: 8, vs. Marist (11/23/12)
Assists: 1, 4x, last vs. MTSU (12/21/12)
Turnovers: 3, vs. Marist (11/23/12)
Blocks: 2, vs. MTSU (12/21/12)
Steals: 2, vs. Marist (11/23/12)
Minutes: 20, vs. MTSU (12/21/12)

SIKAM NOTEBOOK

- ✪ Played in 14 games this season.
- ✪ Played 19 minutes at Arkansas (1/12), scored four points and had seven rebounds vs. Razorbacks.
- ✪ Scored career high eight points and grabbed career high eight rebounds vs. Marist (11/23).
- ✪ Was a dominant force around the basket vs. St. Xavier in an exhibition game, posting a 22-point, 17-rebound effort - both would have been career highs. He had 11 offensive rebounds, and had a double-double before the first half was complete. Averaged 11 points and 12 rebounds in the two exhibition contests.
- ✪ Played in 13 games in 2011-12, and averaged 0.5 points and 0.2 rebounds per game.
- ✪ Appeared in first game of his college career against Cleveland St. (11/13/11); scored first point of career against Bucknell (11/15/11).
- ✪ Tallied his first collegiate field goal against LSU (2/9/12).
- ✪ Redshirted in 2010-11.
- ✪ Averaged 18 points, 10 rebounds, and five blocks per game for his Brehm (Ill.) Prep team.
- ✪ Chose the Commodores over Southern Illinois, Marquette, Illinois, Florida, Virginia, and UCLA.
- ✪ Advice to youngsters: "Work hard for whatever you want because nothing is free. Stay humble, and above all, put God first in any of your endeavors."

SIKAM GAME-BY-GAME (RS-SOPHOMORE)

Opponent	M	FG-A	3P-A	FT-A	Reb	PF	A	T	B	S	PTS
N10 Nicholls State	9	1-1	0-0	2-2	1	4	1	0	0	0	4
N16 @Oregon	13	0-1	0-0	0-2	0	0	0	0	0	0	0
N22 Davidson	11	2-2	0-0	0-0	0	1	0	1	0	0	4
N23 Marist	19	3-5	0-0	2-4	8	2	0	3	1	2	8
N25 UTEP	11	0-2	0-0	2-2	4	3	0	1	0	1	2
D1 Villanova	11	0-0	0-0	0-0	1	1	0	0	0	0	0
D6 @Xavier	14	0-0	0-0	1-2	2	3	0	1	0	0	1
D15 Alabama A&M	9	1-1	0-0	1-2	2	2	1	0	0	0	3
D17 Cornell	6	0-0	0-0	0-0	2	0	1	1	1	1	0
D21 vs. MTSU	20	0-0	0-0	0-0	1	3	1	1	2	0	0
D29 Butler	9	0-2	0-0	0-0	2	0	0	2	0	0	0
J2 William & Mary	2	0-0	0-0	0-0	1	0	0	0	0	0	0
J10 Kentucky	DNP										
J12 @Arkansas	19	1-4	0-0	2-6	7	4	0	2	0	1	4
J15 Ole Miss	1	0-0	0-0	0-0	0	0	0	0	0	0	0
J19 @South Carolina											
J23 Auburn											
J26 @Missouri											
J29 @Tennessee											
F2 Alabama											
F6 @LSU											
F9 Arkansas											
F13 Tennessee											
F16 Texas A&M											
F20 @Kentucky											
F23 @Mississippi St.											
F27 Georgia											
M2 @Auburn											
M6 @Florida											
M9 South Carolina											

Siakam's Overall Statistics at Vanderbilt

Year	GP	GS	Min	Avg	FG	FGA	Pct	3FG	3FGA	Pct	FT	FTA	Pct	Off	Def	Tot	Avg	PF	FO	Ast	TO	Blk	Stl	Pts	Avg
2011-12	13	0	25	1.9	2	5	.400	0	0	.000	2	4	.500	1	1	2	0.2	3	0	0	1	1	0	6	0.5
2012-13	14	0	154	11.0	8	18	.444	0	0	.000	10	20	.500	16	15	31	2.2	23	0	4	12	4	5	26	1.9
TOTAL	27	0	179	6.6	10	23	.435	0	0	.000	12	24	.500	17	16	33	1.2	26	0	4	13	5	5	32	1.2

Siakam's SEC Statistics at Vanderbilt

Year	GP	GS	Min	Avg	FG	FGA	Pct	3FG	3FGA	Pct	FT	FTA	Pct	Off	Def	Tot	Avg	PF	FO	Ast	TO	Blk	Stl	Pts	Avg
2011-12	6	0	9	1.5	2	2	1.000	0	0	.000	0	0	.000	1	1	2	0.3	3	0	0	0	0	0	4	0.7
2012-13	2	0	20	10.0	1	4	.250	0	0	.000	2	6	.333	2	5	7	3.5	4	0	0	2	0	1	4	2.0
TOTAL	8	0	29	3.6	3	6	.500	0	0	.000	2	6	.333	3	6	9	1.1	7	0	0	2	0	1	8	1.0



NATHAN WATKINS

10 Freshman, Guard
6'5" 190 lbs.
Brentwood, Tenn.
Ensworth School

SEASON HIGHS

Points:
FG Made:
FG Atts:
3FG Made:
3FG Atts:
FT Made:
FT Atts:
Rebounds: 1, vs. Alabama A&M (12/15/12)
Assists:
Turnovers: 2, vs. Alabama A&M (12/15/12)
Blocks:
Steals:
Minutes: 1, 2x, last vs. Alabama A&M (12/15/12)

CAREER HIGHS

Points:
FG Made:
FG Atts:
3FG Made:
3FG Atts:
FT Made:
FT Atts:
Rebounds: 1, vs. Alabama A&M (12/15/12)
Assists:
Turnovers: 2, vs. Alabama A&M (12/15/12)
Blocks:
Steals:
Minutes: 1, 2x, last vs. Alabama A&M (12/15/12)

MISCELLANEOUS

WATKINS NOTEBOOK

- ✪ Walk-on guard from Brentwood, Tenn., who played at Ensworth School in Nashville.
- ✪ Averaged 13 points and five rebounds in his senior season at Ensworth, where he was team captain.
- ✪ In his junior and senior years, he was a part of two state and regional championship teams, and his Ensworth squad claimed the 2012 Naples Daily News Tournament Championship.
- ✪ Individually, he was named to the TSSAA State All-Tournament team and the Tennessee Prep Hoops All-Region team in his senior season, while also being named a finalist for the Moss-Oliver Award, an award the Nashville City Civitan Club presents annually to a girl and boy basketball player from a Nashville high school who excels in athletics, academics, school activities and community involvement.
- ✪ Undecided on major at Vanderbilt.
- ✪ Advice to youngsters: "Never be satisfied with where you're at."

WATKINS GAME-BY-GAME (FRESHMAN)

Opponent	M	FG-A	3P-A	FT-A	Reb	PF	A	T	B	S	PTS
N10 Nicholls State	DNP										
N16 @Oregon	DNP										
N22 Davidson	DNP										
N23 Marist	DNP										
N25 UTEP	1	0-0	0-0	0-0	0	0	0	0	0	0	0
D1 Villanova	DNP										
D6 @Xavier	DNP										
D15 Alabama A&M	1	0-0	0-0	0-0	1	0	0	2	0	0	0
D17 Cornell	DNP										
D21 vs. MTSU	DNP										
D29 Butler	DNP										
J2 William & Mary	DNP										
J10 Kentucky	DNP										
J12 @Arkansas	DNP										
J15 Ole Miss	DNP										
J19 @South Carolina											
J23 Auburn											
J26 @Missouri											
J29 @Tennessee											
F2 Alabama											
F6 @LSU											
F9 Arkansas											
F13 Tennessee											
F16 Texas A&M											
F20 @Kentucky											
F23 @Mississippi St.											
F27 Georgia											
M2 @Auburn											
M6 @Florida											
M9 South Carolina											

Watkins' Overall Statistics at Vanderbilt

Year	GP	GS	Min	Avg	FG	FGA	Pct	3FG	3FGA	Pct	FT	FTA	Pct	Off	Def	Tot	Avg	PF	FO	Ast	TO	Blk	Stl	Pts	Avg
2012-13	2	0	2	1.0	0	0	.000	0	0	.000	0	0	.000	0	1	1	0.5	0	0	0	2	0	0	0	0.0
TOTAL	2	0	2	1.0	0	0	.000	0	0	.000	0	0	.000	0	1	1	0.5	0	0	0	2	0	0	0	0.0

Watkins' SEC Statistics at Vanderbilt

Year	GP	GS	Min	Avg	FG	FGA	Pct	3FG	3FGA	Pct	FT	FTA	Pct	Off	Def	Tot	Avg	PF	FO	Ast	TO	Blk	Stl	Pts	Avg
2012-13																									



2012-13 Vanderbilt Basketball
Vanderbilt Combined Team Statistics (as of Jan 17, 2013)
All games



RECORD:	OVERALL	HOME	AWAY	NEUTRAL
ALL GAMES	6-9	4-5	1-2	1-2
CONFERENCE	0-3	0-2	0-1	0-0
NON-CONFERENCE	6-6	4-3	1-1	1-2

#	Player	gp-gs	min	avg	Total		3-Point		F-Throw		Rebounds				pf	dq	a	to	blk	stl	pts	avg
					fg-fga	fg%	3fg-fga	3fg%	ft-fa	ft%	off	def	tot	avg								
02	JOHNSON, Kedren	15-15	506	33.7	86-189	.455	34-91	.374	33-54	.611	6	47	53	3.5	31	0	48	48	6	24	239	15.9
11	FULLER, Kyle	15-14	467	31.1	55-142	.387	14-57	.246	33-49	.673	3	37	40	2.7	20	0	32	30	2	15	157	10.5
00	ODOM, Rod	15-15	445	29.7	46-135	.341	23-71	.324	26-44	.591	22	40	62	4.1	36	2	11	27	10	10	141	9.4
15	BRIGHT, Kevin	15-14	426	28.4	33-76	.434	21-43	.488	8-15	.533	18	72	90	6.0	22	0	17	27	3	6	95	6.3
24	PARKER, Dai-Jon	7-1	177	25.3	12-35	.343	6-19	.316	5-9	.556	6	15	21	3.0	9	0	11	10	3	6	35	5.0
21	JETER, Sheldon	15-1	238	15.9	27-57	.474	10-24	.417	8-16	.500	10	33	43	2.9	24	0	6	11	8	9	72	4.8
40	HENDERSON, Josh	15-10	286	19.1	26-60	.433	0-0	.000	11-22	.500	20	25	45	3.0	32	0	17	22	10	11	63	4.2
34	MOATS, Shelby	15-5	318	21.2	20-56	.357	8-27	.296	8-21	.381	24	33	57	3.8	38	2	19	10	1	9	56	3.7
35	SIKAM, James	14-0	154	11.0	8-18	.444	0-0	.000	10-20	.500	16	15	31	2.2	23	0	4	12	4	5	26	1.9
20	ASTROTH, A.J.	4-0	25	6.3	1-6	.167	0-3	.000	0-0	.000	1	4	5	1.3	2	0	2	2	0	0	2	0.5
10	WATKINS, Nathan	2-0	2	1.0	0-0	.000	0-0	.000	0-0	.000	0	1	1	0.5	0	0	0	2	0	0	0	0.0
33	KEHRIS, Andris	1-0	1	1.0	0-0	.000	0-0	.000	0-0	.000	0	1	1	1.0	1	0	0	0	0	0	0	0.0
14	JOSEPHS, Carter	3-0	3	1.0	0-0	.000	0-0	.000	0-0	.000	0	0	0	0.0	0	0	0	0	0	0	0	0.0
05	GENDELMAN, Alex	2-0	2	1.0	0-1	.000	0-1	.000	0-0	.000	0	0	0	0.0	0	0	0	0	0	0	0	0.0
Team											24	12	36		3		5					
Total.....		15	3050		314-775	.405	116-336	.345	142-250	.568	150	335	485	32.3	241	4	167	206	47	95	886	59.1
Opponents.....		15	3050		330-779	.424	83-279	.297	176-250	.704	151	363	514	34.3	247	-	163	202	46	91	919	61.3

TEAM STATISTICS	VU	OPP	Date	Opponent	Score	Att.
SCORING	886	919	11/10/12	NICHOLLS STATE	w 80-65	7655
Points per game	59.1	61.3	11/16/12	at Oregon	L 48-74	9137
Scoring margin	-2.2	-	11/22/12	vs Davidson	L 62-75	3423
FIELD GOALS-ATT	314-775	330-779	11/23/12	vs MARIST	L 33-50	2927
Field goal pct	.405	.424	11/25/12	vs UTEP	w 73-49	1080
3 POINT FG-ATT	116-336	83-279	12/1/12	VILLANOVA	L 52-62	9365
3-point FG pct	.345	.297	12/6/12	at Xavier	Wot 66-64	10011
3-pt FG made per game	7.7	5.5	12/15/12	ALABAMA A&M	w 71-46	9880
FREE THROWS-ATT	142-250	176-250	12/17/12	CORNELL	w 66-55	9716
Free throw pct	.568	.704	12/21/12	MIDDLE TENNESSEE	L 52-56	8307
F-Throws made per game	9.5	11.7	12/29/12	BUTLER	L 49-68	11990
REBOUNDS	485	514	01/02/13	WILLIAM & MARY	w 64-50	9965
Rebounds per game	32.3	34.3	* 01/10/13	KENTUCKY	L 58-60	14316
Rebounding margin	-1.9	-	* 01-12-13	at Arkansas	L 33-56	14315
ASSISTS	167	163	* 01/15/13	OLE MISS	Lot 79-89	8851
Assists per game	11.1	10.9				
TURNOVERS	206	202				
Turnovers per game	13.7	13.5				
Turnover margin	-0.3	-				
Assist/turnover ratio	0.8	0.8				
STEALS	95	91				
Steals per game	6.3	6.1				
BLOCKS	47	46				
Blocks per game	3.1	3.1				
ATTENDANCE	90045	40893				
Home games-Avg/Game	9-10005	3-11154				
Neutral site-Avg/Game	-	3-2477				

* - Conference game

Score by Periods	1st	2nd	OT	Totals
Vanderbilt	395	478	13	886
Opponents	423	475	21	919



2012-13 Vanderbilt Basketball
Vanderbilt Combined Team Statistics (as of Jan 17, 2013)
Conference games



RECORD:	OVERALL	HOME	AWAY	NEUTRAL
ALL GAMES	0-3	0-2	0-1	0-0
CONFERENCE	0-3	0-2	0-1	0-0
NON-CONFERENCE	0-0	0-0	0-0	0-0

#	Player	gp-gs	min	avg	Total		3-Point		F-Throw		Rebounds				pf	dq	a	to	blk	stl	pts	avg
					fg-fga	fg%	3fg-fga	3fg%	ft-fta	ft%	off	def	tot	avg								
02	JOHNSON, Kedren	3-3	104	34.7	14-36	.389	7-22	.318	5-7	.714	0	6	6	2.0	4	0	16	10	0	5	40	13.3
00	ODOM, Rod	3-3	85	28.3	8-28	.286	6-18	.333	4-9	.444	6	6	12	4.0	9	1	1	6	1	1	26	8.7
21	JETER, Sheldon	3-1	72	24.0	8-20	.400	2-8	.250	7-12	.583	3	10	13	4.3	4	0	2	2	2	1	25	8.3
24	PARKER, Dai-Jon	3-1	79	26.3	8-20	.400	4-11	.364	4-7	.571	4	7	11	3.7	5	0	7	7	0	2	24	8.0
15	BRIGHT, Kevin	3-2	69	23.0	6-16	.375	4-10	.400	0-0	.000	6	7	13	4.3	5	0	1	6	0	1	16	5.3
11	FULLER, Kyle	3-2	61	20.3	5-21	.238	2-10	.200	2-2	1.000	1	4	5	1.7	2	0	1	7	0	3	14	4.7
34	MOATS, Shelby	3-1	87	29.0	6-12	.500	2-4	.500	0-3	.000	8	11	19	6.3	5	0	5	0	0	3	14	4.7
40	HENDERSON, Josh	3-2	34	11.3	3-8	.375	0-0	.000	1-2	.500	1	6	7	2.3	4	0	2	6	2	1	7	2.3
35	SIAKAM, James	2-0	20	10.0	1-4	.250	0-0	.000	2-6	.333	2	5	7	3.5	4	0	0	2	0	1	4	2.0
20	ASTROTH, A.J.	1-0	14	14.0	0-3	.000	0-2	.000	0-0	.000	1	3	4	4.0	2	0	1	2	0	0	0	0.0
Team											8	1	9		1		3					
Total.....		3	625		59-168	.351	27-85	.318	25-48	.521	40	66	106	35.3	45	1	36	51	5	18	170	56.7
Opponents.....		3	625		78-167	.467	12-53	.226	37-52	.712	29	78	107	35.7	47	-	30	42	17	27	205	68.3

TEAM STATISTICS	VU	OPP	Date	Opponent	Score	Att.
SCORING	170	205	* 01/10/13	KENTUCKY	L 58-60	14316
Points per game	56.7	68.3	* 01-12-13	at Arkansas	L 33-56	14315
Scoring margin	-11.7	-	* 01/15/13	OLE MISS	Lot 79-89	8851
FIELD GOALS-ATT	59-168	78-167	* - Conference game			
Field goal pct	.351	.467				
3 POINT FG-ATT	27-85	12-53				
3-point FG pct	.318	.226				
3-pt FG made per game	9.0	4.0				
FREE THROWS-ATT	25-48	37-52				
Free throw pct	.521	.712				
F-Throws made per game	8.3	12.3				
REBOUNDS	106	107				
Rebounds per game	35.3	35.7				
Rebounding margin	-0.3	-				
ASSISTS	36	30				
Assists per game	12.0	10.0				
TURNOVERS	51	42				
Turnovers per game	17.0	14.0				
Turnover margin	-3.0	-				
Assist/turnover ratio	0.7	0.7				
STEALS	18	27				
Steals per game	6.0	9.0				
BLOCKS	5	17				
Blocks per game	1.7	5.7				
ATTENDANCE	23167	14315				
Home games-Avg/Game	2-11584	1-14315				
Neutral site-Avg/Game	-	0-0				

Score by Periods	1st	2nd	OT	Totals
Vanderbilt	76	93	1	170
Opponents	96	98	11	205



2012-13 Vanderbilt Basketball
 Vanderbilt Team Game-by-Game (as of Jan 17, 2013)
 All games



TEAM STATISTICS

Opponent	Date	Score		Total		3-Pointers		Free throws		Rebounds				pf	a	t/o	blk	stl	pts	avg
				fg-fga	pct	3fg-fga	pct	ft-fta	pct	off	def	tot	avg							
NICHOLLS STATE	11/10/12	80-65	W	28-57	.491	12-26	.462	12-18	.667	8	27	35	35.0	14	17	10	2	4	80	80.0
at Oregon	11/16/12	48-74	L	16-47	.340	4-21	.190	12-20	.600	8	21	29	32.0	19	9	18	0	4	48	64.0
vs Davidson	11/22/12	62-75	L	25-56	.446	6-18	.333	6-8	.750	9	20	29	31.0	15	6	12	3	1	62	63.3
vs MARIST	11/23/12	33-50	L	14-61	.230	2-20	.100	3-6	.500	16	27	43	34.0	15	4	13	3	9	33	55.8
vs UTEP	11/25/12	73-49	W	25-49	.510	9-19	.474	14-19	.737	7	18	25	32.2	18	10	12	1	15	73	59.2
VILLANOVA	12/1/12	52-62	L	17-46	.370	9-26	.346	9-14	.643	4	24	28	31.5	18	12	13	2	5	52	58.0
at Xavier	12/6/12	66-64	Wot	22-49	.449	9-27	.333	13-25	.520	11	20	31	31.4	19	11	13	5	8	66	59.1
ALABAMA A&M	12/15/12	71-46	W	26-51	.510	10-21	.476	9-19	.474	14	23	37	32.1	17	17	10	3	7	71	60.6
CORNELL	12/17/12	66-55	W	23-45	.511	10-20	.500	10-19	.526	5	32	37	32.7	16	16	15	8	4	66	61.2
MIDDLE TENNESSEE	12/21/12	52-56	L	18-42	.429	3-12	.250	13-19	.684	7	18	25	31.9	17	8	18	2	10	52	60.3
BUTLER	12/29/12	49-68	L	17-51	.333	7-17	.412	8-19	.421	9	18	27	31.5	16	7	9	3	3	49	59.3
WILLIAM & MARY	01/02/13	64-50	W	24-53	.453	8-24	.333	8-16	.500	12	21	33	31.6	12	14	12	10	7	64	59.7
KENTUCKY	01/10/13	58-60	L	23-70	.329	8-30	.267	4-8	.500	20	22	42	32.4	14	9	13	2	7	58	59.5
at Arkansas	01-12-13	33-56	L	10-40	.250	2-15	.133	11-17	.647	9	20	29	32.1	12	7	26	2	6	33	57.6
OLE MISS	01/15/13	79-89	Lot	26-58	.448	17-40	.425	10-23	.435	11	24	35	32.3	19	20	12	1	5	79	59.1
Vanderbilt		886		314-775	.405	116-336	.345	142-250	.568	150	335	485	32.3	241	167	206	47	95	886	59.1
Opponents		919		330-779	.424	83-279	.297	176-250	.704	151	363	514	34.3	247	163	202	46	91	919	61.3

Games played: 15
 Points/game: 59.1
 FG Pct: 40.5
 3FG Pct: 34.5
 FT Pct: 56.8

Rebounds/game: 32.3
 Assists/game: 11.1
 Turnovers/game: 13.7
 Assist/turnover ratio: 0.8
 Steals/game: 6.3
 Blocks/game: 3.1



2012-13 Vanderbilt Basketball
 Vanderbilt Opponent Game-by-Game (as of Jan 17, 2013)
 All games



OPPONENT STATISTICS

Opponent	Date	Score		Total		3-Pointers		Free throws		Rebounds				pf	a	t/o	blk	stl	pts	avg
				fg-fga	pct	3fg-fga	pct	ft-fa	pct	off	def	tot	avg							
NICHOLLS STATE	11/10/12	80-65	W	25-58	.431	7-21	.333	8-11	.727	7	23	30	30.0	18	11	12	3	2	65	65.0
at Oregon	11/16/12	48-74	L	25-55	.455	6-22	.273	18-22	.818	8	27	35	32.5	23	16	13	2	9	74	69.5
vs Davidson	11/22/12	62-75	L	29-58	.500	9-21	.429	8-10	.800	10	22	32	32.3	11	14	9	2	4	75	71.3
vs MARIST	11/23/12	33-50	L	18-49	.367	9-23	.391	5-13	.385	10	33	43	35.0	10	9	14	3	6	50	66.0
vs UTEP	11/25/12	73-49	W	17-39	.436	4-13	.308	11-15	.733	5	19	24	32.8	15	11	20	3	2	49	62.6
VILLANOVA	12/1/12	52-62	L	19-46	.413	6-15	.400	18-25	.720	8	26	34	33.0	15	9	13	3	6	62	62.5
at Xavier	12/6/12	66-64	Wot	25-55	.455	5-20	.250	9-17	.529	13	20	33	33.0	22	14	11	0	7	64	62.7
ALABAMA A&M	12/15/12	71-46	W	15-46	.326	4-17	.235	12-17	.706	11	18	29	32.5	15	7	13	0	4	46	60.6
CORNELL	12/17/12	66-55	W	18-60	.300	5-28	.179	14-19	.737	13	23	36	32.9	17	9	9	5	4	55	60.0
MIDDLE TENNESSEE	12/21/12	52-56	L	21-48	.438	3-8	.375	11-16	.688	14	20	34	33.0	22	10	20	3	10	56	59.6
BUTLER	12/29/12	49-68	L	24-51	.471	8-20	.400	12-17	.706	11	31	42	33.8	18	13	12	2	5	68	60.4
WILLIAM & MARY	01/02/13	64-50	W	16-47	.340	5-18	.278	13-16	.813	12	23	35	33.9	14	10	14	3	5	50	59.5
KENTUCKY	01/10/13	58-60	L	24-53	.453	3-17	.176	9-15	.600	9	28	37	34.2	15	12	16	8	7	60	59.5
at Arkansas	01-12-13	33-56	L	22-52	.423	3-18	.167	9-10	.900	8	24	32	34.0	16	9	16	5	14	56	59.3
OLE MISS	01/15/13	79-89	Lot	32-62	.516	6-18	.333	19-27	.704	12	26	38	34.3	16	9	10	4	6	89	61.3
Opponents		919		330-779	.424	83-279	.297	176-250	.704	151	363	514	34.3	247	163	202	46	91	919	61.3
Vanderbilt		886		314-775	.405	116-336	.345	142-250	.568	150	335	485	32.3	241	167	206	47	95	886	59.1

Games played: 15
 Points/game: 61.3
 FG Pct: 42.4
 3FG Pct: 29.7
 FT Pct: 70.4

Rebounds/game: 34.3
 Assists/game: 10.9
 Turnovers/game: 13.5
 Assist/turnover ratio: 0.8
 Steals/game: 6.1
 Blocks/game: 3.1



2012-13 Vanderbilt Basketball
 Vanderbilt Points-Rebounds-Assists (as of Jan 17, 2013)
 All games



Opponent	Date	Score		00	02	05	10	11	14	15
				ODOM,ROD	JOHNSON,KE	GENDELMAN,	WATKINS,NA	FULLER,KYL	JOSEPHS,CA	BRIGHT,KEV
NICHOLLS STATE	11/10/12	80-65	w	7-7-1	25-6-6	DNP	DNP	15-3-6	DNP	15-8-1
at Oregon	11/16/12	48-74	L	9-3-1	14-4-3	DNP	DNP	17-1-1	0-0-0	5-8-1
vs Davidson	11/22/12	62-75	L	6-4-1	28-3-1	DNP	DNP	14-6-1	DNP	0-4-2
vs MARIST	11/23/12	33-50	L	5-4-0	4-8-3	DNP	DNP	4-0-1	DNP	3-8-0
vs UTEP	11/25/12	73-49	w	16-7-0	17-2-0	0-0-0	0-0-0	14-2-5	0-0-0	6-3-1
VILLANOVA	12/1/12	52-62	L	14-2-1	12-5-4	DNP	DNP	4-3-2	DNP	12-12-4
at Xavier	12/6/12	66-64	w	7-2-0	19-4-3	DNP	DNP	25-4-5	DNP	11-10-0
ALABAMA A&M	12/15/12	71-46	w	17-2-2	19-4-3	0-0-0	0-1-0	7-2-3	0-0-0	5-8-3
CORNELL	12/17/12	66-55	w	13-7-2	15-4-1	DNP	DNP	17-6-3	DNP	8-5-3
MIDDLE TENNESSEE	12/21/12	52-56	L	5-2-0	25-2-2	DNP	DNP	8-2-0	DNP	4-6-0
BUTLER	12/29/12	49-68	L	4-5-0	9-2-4	DNP	DNP	10-2-0	DNP	3-2-0
WILLIAM & MARY	01/02/13	64-50	w	12-5-2	12-3-2	DNP	DNP	8-4-4	DNP	7-3-1
KENTUCKY	01/10/13	58-60	L	12-4-0	18-2-6	DNP	DNP	7-3-0	DNP	0-7-0
at Arkansas	01-12-13	33-56	L	5-4-0	3-2-2	DNP	DNP	4-0-1	DNP	4-2-0
OLE MISS	01/15/13	79-89	L	9-4-1	19-2-8	DNP	DNP	3-2-0	DNP	12-4-1

Opponent	Date	Score		20	21	24	33	34	35	40
				ASTROTH,AJ	JETER,SHEL	PARKER,DAI	KEHRIS,AND	MOATS,SHEL	SIKAM,JAM	HENDERSON,
NICHOLLS STATE	11/10/12	80-65	w	DNP	3-3-1	DNP	DNP	8-2-1	4-1-1	3-2-0
at Oregon	11/16/12	48-74	L	0-0-0	0-5-0	DNP	DNP	0-2-1	0-0-0	3-5-2
vs Davidson	11/22/12	62-75	L	DNP	6-4-0	DNP	DNP	0-2-1	4-0-0	4-3-0
vs MARIST	11/23/12	33-50	L	DNP	3-2-0	DNP	DNP	2-7-0	8-8-0	4-4-0
vs UTEP	11/25/12	73-49	w	DNP	5-1-1	DNP	DNP	8-5-3	2-4-0	5-1-0
VILLANOVA	12/1/12	52-62	L	DNP	3-0-0	DNP	DNP	6-1-1	0-1-0	1-3-0
at Xavier	12/6/12	66-64	w	DNP	0-1-0	DNP	DNP	3-5-1	1-2-0	0-1-2
ALABAMA A&M	12/15/12	71-46	w	2-1-1	5-6-1	DNP	0-1-0	0-4-1	3-2-1	13-4-2
CORNELL	12/17/12	66-55	w	DNP	0-1-0	2-3-1	DNP	0-1-3	0-2-1	11-5-2
MIDDLE TENNESSEE	12/21/12	52-56	L	DNP	3-2-0	0-2-1	DNP	5-2-2	0-1-1	2-2-2
BUTLER	12/29/12	49-68	L	0-0-0	5-3-1	5-2-0	DNP	8-5-0	0-2-0	5-1-2
WILLIAM & MARY	01/02/13	64-50	w	DNP	14-2-0	4-3-2	DNP	2-2-0	0-1-0	5-7-3
KENTUCKY	01/10/13	58-60	L	DNP	4-5-0	8-4-1	DNP	9-10-1	DNP	0-2-1
at Arkansas	01-12-13	33-56	L	0-4-1	8-4-0	0-1-2	DNP	3-1-0	4-7-0	2-3-1
OLE MISS	01/15/13	79-89	L	DNP	13-4-2	16-6-4	DNP	2-8-4	0-0-0	5-2-0



2012-13 Vanderbilt Basketball
Vanderbilt Team High/Low Analysis (as of Jan 17, 2013)
All games



Vanderbilt - TEAM GAME HIGHS

POINTS	80		NICHOLLS STATE (11/10/12)
	79		OLE MISS (01/15/13)
	73		vs UTEP (11/25/12)
	71		ALABAMA A&M (12/15/12)
	66		CORNELL (12/17/12)
	66		at Xavier (12/6/12)
FIELD GOALS MADE	28		NICHOLLS STATE (11/10/12)
	26		OLE MISS (01/15/13)
	26		ALABAMA A&M (12/15/12)
FIELD GOAL ATTEMPTS	70		KENTUCKY (01/10/13)
	61		vs MARIST (11/23/12)
FIELD GOAL PERCENTAGE	.511	(23-45)	CORNELL (12/17/12)
	.510	(25-49)	vs UTEP (11/25/12)
3 PT FIELD GOALS MADE	17		OLE MISS (01/15/13)
	12		NICHOLLS STATE (11/10/12)
3 PT FG ATTEMPTS	40		OLE MISS (01/15/13)
	30		KENTUCKY (01/10/13)
3 PT FG PERCENTAGE	.500	(10-20)	CORNELL (12/17/12)
	.476	(10-21)	ALABAMA A&M (12/15/12)
FREE THROWS MADE	14		vs UTEP (11/25/12)
	13		MIDDLE TENNESSEE (12/21/12)
	13		at Xavier (12/6/12)
FREE THROW ATTEMPTS	25		at Xavier (12/6/12)
	23		OLE MISS (01/15/13)
FREE THROW PERCENTAGE	.750	(6-8)	vs Davidson (11/22/12)
	.737	(14-19)	vs UTEP (11/25/12)
REBOUNDS	43		vs MARIST (11/23/12)
	42		KENTUCKY (01/10/13)
ASSISTS	20		OLE MISS (01/15/13)
	17		ALABAMA A&M (12/15/12)
	17		NICHOLLS STATE (11/10/12)
STEALS	15		vs UTEP (11/25/12)
	10		MIDDLE TENNESSEE (12/21/12)
BLOCKED SHOTS	10		WILLIAM & MARY (01/02/13)
	8		CORNELL (12/17/12)
TURNOVERS	26		at Arkansas (01-12-13)
	18		MIDDLE TENNESSEE (12/21/12)
	18		at Oregon (11/16/12)
FOULS	19		OLE MISS (01/15/13)
	19		at Xavier (12/6/12)
	19		at Oregon (11/16/12)



2012-13 Vanderbilt Basketball
Vanderbilt High/Low Analysis (as of Jan 17, 2013)
All games



Opponent - GAME HIGHS

POINTS	89		OLE MISS (01/15/13)
	75		vs Davidson (11/22/12)
	74		at Oregon (11/16/12)
	68		BUTLER (12/29/12)
	65		NICHOLLS STATE (11/10/12)
FIELD GOALS MADE	32		OLE MISS (01/15/13)
	29		vs Davidson (11/22/12)
FIELD GOAL ATTEMPTS	62		OLE MISS (01/15/13)
	60		CORNELL (12/17/12)
FIELD GOAL PERCENTAGE	.516	(32-62)	OLE MISS (01/15/13)
	.500	(29-58)	vs Davidson (11/22/12)
3 PT FIELD GOALS MADE	9		vs MARIST (11/23/12)
	9		vs Davidson (11/22/12)
3 PT FG ATTEMPTS	28		CORNELL (12/17/12)
	23		vs MARIST (11/23/12)
3 PT FG PERCENTAGE	.429	(9-21)	vs Davidson (11/22/12)
	.400	(8-20)	BUTLER (12/29/12)
	.400	(6-15)	VILLANOVA (12/1/12)
FREE THROWS MADE	19		OLE MISS (01/15/13)
	18		VILLANOVA (12/1/12)
	18		at Oregon (11/16/12)
FREE THROW ATTEMPTS	27		OLE MISS (01/15/13)
	25		VILLANOVA (12/1/12)
FREE THROW PERCENTAGE	.900	(9-10)	at Arkansas (01-12-13)
	.818	(18-22)	at Oregon (11/16/12)
REBOUNDS	43		vs MARIST (11/23/12)
	42		BUTLER (12/29/12)
ASSISTS	16		at Oregon (11/16/12)
	14		at Xavier (12/6/12)
	14		vs Davidson (11/22/12)
STEALS	14		at Arkansas (01-12-13)
	10		MIDDLE TENNESSEE (12/21/12)
BLOCKED SHOTS	8		KENTUCKY (01/10/13)
	5		at Arkansas (01-12-13)
	5		CORNELL (12/17/12)
TURNOVERS	20		MIDDLE TENNESSEE (12/21/12)
	20		vs UTEP (11/25/12)
FOULS	23		at Oregon (11/16/12)
	22		MIDDLE TENNESSEE (12/21/12)
	22		at Xavier (12/6/12)



2012-13 Vanderbilt Basketball
Vanderbilt High/Low Analysis (as of Jan 17, 2013)
All games



Vanderbilt - GAME LOWS

POINTS	33		vs MARIST (11/23/12)
	33		at Arkansas (01-12-13)
	48		at Oregon (11/16/12)
	49		BUTLER (12/29/12)
	52		VILLANOVA (12/1/12)
	52		MIDDLE TENNESSEE (12/21/12)
FIELD GOALS MADE	10		at Arkansas (01-12-13)
	14		vs MARIST (11/23/12)
FIELD GOAL ATTEMPTS	40		at Arkansas (01-12-13)
	42		MIDDLE TENNESSEE (12/21/12)
FIELD GOAL PERCENTAGE	.230	(14-61)	vs MARIST (11/23/12)
	.250	(10-40)	at Arkansas (01-12-13)
3 PT FIELD GOALS MADE	2		vs MARIST (11/23/12)
	2		at Arkansas (01-12-13)
3 PT FG ATTEMPTS	12		MIDDLE TENNESSEE (12/21/12)
	15		at Arkansas (01-12-13)
3 PT FG PERCENTAGE	.100	(2-20)	vs MARIST (11/23/12)
	.133	(2-15)	at Arkansas (01-12-13)
FREE THROWS MADE	3		vs MARIST (11/23/12)
	4		KENTUCKY (01/10/13)
FREE THROW ATTEMPTS	6		vs MARIST (11/23/12)
	8		vs Davidson (11/22/12)
	8		KENTUCKY (01/10/13)
FREE THROW PERCENTAGE	.421	(8-19)	BUTLER (12/29/12)
	.435	(10-23)	OLE MISS (01/15/13)
REBOUNDS	25		vs UTEP (11/25/12)
	25		MIDDLE TENNESSEE (12/21/12)
ASSISTS	4		vs MARIST (11/23/12)
	6		vs Davidson (11/22/12)
STEALS	1		vs Davidson (11/22/12)
	3		BUTLER (12/29/12)
BLOCKED SHOTS	0		at Oregon (11/16/12)
	1		vs UTEP (11/25/12)
	1		OLE MISS (01/15/13)
TURNOVERS	9		BUTLER (12/29/12)
	10		NICHOLLS STATE (11/10/12)
	10		ALABAMA A&M (12/15/12)
FOULS	12		WILLIAM & MARY (01/02/13)
	12		at Arkansas (01-12-13)



2012-13 Vanderbilt Basketball
 Vanderbilt High/Low Analysis (as of Jan 17, 2013)
 All games



Opponent - GAME LOWS

POINTS	46		ALABAMA A&M (12/15/12)
	49		vs UTEP (11/25/12)
	50		vs MARIST (11/23/12)
	50		WILLIAM & MARY (01/02/13)
	55		CORNELL (12/17/12)
FIELD GOALS MADE	15		ALABAMA A&M (12/15/12)
	16		WILLIAM & MARY (01/02/13)
FIELD GOAL ATTEMPTS	39		vs UTEP (11/25/12)
	46		VILLANOVA (12/1/12)
	46		ALABAMA A&M (12/15/12)
FIELD GOAL PERCENTAGE	.300	(18-60)	CORNELL (12/17/12)
	.326	(15-46)	ALABAMA A&M (12/15/12)
3 PT FIELD GOALS MADE	3		MIDDLE TENNESSEE (12/21/12)
	3		KENTUCKY (01/10/13)
	3		at Arkansas (01-12-13)
3 PT FG ATTEMPTS	8		MIDDLE TENNESSEE (12/21/12)
	13		vs UTEP (11/25/12)
3 PT FG PERCENTAGE	.167	(3-18)	at Arkansas (01-12-13)
	.176	(3-17)	KENTUCKY (01/10/13)
FREE THROWS MADE	5		vs MARIST (11/23/12)
	8		NICHOLLS STATE (11/10/12)
	8		vs Davidson (11/22/12)
FREE THROW ATTEMPTS	10		vs Davidson (11/22/12)
	10		at Arkansas (01-12-13)
FREE THROW PERCENTAGE	.385	(5-13)	vs MARIST (11/23/12)
	.529	(9-17)	at Xavier (12/6/12)
REBOUNDS	24		vs UTEP (11/25/12)
	29		ALABAMA A&M (12/15/12)
ASSISTS	7		ALABAMA A&M (12/15/12)
	9		vs MARIST (11/23/12)
	9		VILLANOVA (12/1/12)
	9		CORNELL (12/17/12)
	9		at Arkansas (01-12-13)
	9		OLE MISS (01/15/13)
STEALS	2		NICHOLLS STATE (11/10/12)
	2		vs UTEP (11/25/12)
BLOCKED SHOTS	0		at Xavier (12/6/12)
	0		ALABAMA A&M (12/15/12)
TURNOVERS	9		vs Davidson (11/22/12)
	9		CORNELL (12/17/12)
FOULS	10		vs MARIST (11/23/12)
	11		vs Davidson (11/22/12)

UNMATCHED SUCCESS

 THIS IS A GAME CHANGER



The number of schools where the **baseball** and **men's and women's basketball** teams played in the **NCAA Tournament**

AND

the **football team** was invited to a **bowl**.

2011

8

Vanderbilt
Florida State
Georgia
Kansas State
North Carolina
Texas
Texas A&M
UCLA

schools accomplished this feat

2012

6

Vanderbilt
Baylor
Florida
Louisville
Michigan State
Purdue

schools accomplished this feat

1



**school accomplished this feat
2 years in a row**

And there's more!



- Vanderbilt's **men's tennis team** made its fifth NCAA appearance in the last six years.
- Vanderbilt's **bowling team** advanced to the semifinals at the NCAA Championships.
- The **women's golf team** placed 11th at the NCAA Championships.

- Vanderbilt's **women's tennis team** advanced to the second round of the NCAA Tournament.
- The **women's cross country team** qualified for the NCAA Championships for the second year in a row — a first in school history.
- Vanderbilt finished 51st in the **Directors' Cup**.



Accomplished with student-athlete grade point average at all-time school best.

VANDERBILT  UNIVERSITY