



**Game 21/VANDERBILT (8-12, 2-6) vs. LSU (12-7, 3-5)
Baton Rouge, La. - Pete Maravich Assembly Center (13,215)**

Radio: Vanderbilt Radio Network from IMG College, vucommadores.com

Radio Talent: Joe Fisher (pxp), Tim Thompson (analyst)

Satellite Radio: XM 200

TV: ESPN3

TV Talent: Mike Gleason (pxp), Nathan Ross (analyst)

Live Stats: vucommadores.com

Twitter Updates: @VandyMBB

Vanderbilt Athletic Communications

2601 Jess Neely Drive, Nashville, TN 37212

phone: 615-322-4121

www.vucommadores.com

VANDERBILT SCHEDULE/RESULTS

NOVEMBER

Date	VU	Opp	Opponent	Time/Result	TV/Rec.
Nov. 2	-	-	St. Xavier (Ill.)	W, 77-68	-
Nov. 5	-	-	Delta State	W, 69-48	-
Nov. 10	-	-	Nicholls St.	W, 80-65	1-0
Nov. 16	-	-	Oregon	L, 48-74	1-1
Nov. 22	-	RV	Davidson	L, 62-75	1-2
Nov. 23	-	-	Marist	L, 33-50	1-3
Nov. 25	-	-	UTEP	W, 73-49	2-3

Old Spice Classic, Orlando, Fla.

DECEMBER

Date	VU	Opp	Opponent	Time	TV
Dec. 1	-	-	Villanova	L, 52-62	2-4
Dec. 6	-	-	Xavier	W, 64-62 OT	3-4
Dec. 15	-	-	Alabama A&M	W, 71-46	4-4
Dec. 17	-	-	Cornell	W, 66-55	5-4
Dec. 21	-	-	MTSU	L, 52-56	5-5
Dec. 29	-	18/21	Butler	L, 49-68	5-6

JANUARY

Date	VU	Opp	Opponent	Time	TV
Jan. 2	-	-	William & Mary	W, 64-50	6-6
Jan. 10	-	-	Kentucky*	L, 58-60	6-7, 0-1
Jan. 12	-	-	Arkansas*	L, 33-56	6-8, 0-2
Jan. 15	-	-	Ole Miss*	L, 79-89 OT	6-9, 0-3
Jan. 19	-	-	South Carolina*	W, 58-51	7-9, 1-3
Jan. 23	-	-	Auburn*	W, 73-61	8-9, 2-3
Jan. 26	-	22/22	Missouri*	L, 59-81	8-10, 2-4
Jan. 29	-	-	Tennessee*	L, 57-58	8-11, 2-5

FEBRUARY

Date	VU	Opp	Opponent	Time	TV
Feb. 2	-	-	Alabama*	L, 54-58	8-12, 2-6
Feb. 6	-	-	LSU*	7 p.m.	ESPN3
Feb. 9	-	-	Arkansas*	12:47 p.m.	SECN
Feb. 13	-	-	Tennessee*	7 p.m.	SECN
Feb. 16	-	-	Texas A&M*	5:30 p.m.	FSN
Feb. 20	-	-	Kentucky*	7 p.m.	SECN
Feb. 23	-	-	Miss. State*	12:47 p.m.	SECN
Feb. 27	-	-	Georgia*	8 p.m.	FSN

MARCH

Date	VU	Opp	Opponent	Time	TV
Mar. 2	-	-	Auburn*	8 p.m.	ESPN2
Mar. 6	-	-	Florida*	7 p.m.	SECN
Mar. 9	-	-	South Carolina*	12:47 p.m.	SECN
Mar. 13-17	-	-	SEC Tournament (Nashville, Tenn.)		

ALL TIMES CENTRAL

RANKINGS: AP/ESPN

*SEC GAME

GAME INFORMATION



2012-13 Record: 8-12, 2-6 SEC
Head Coach: Kevin Stallings
Career Record: 392-234 (20)
VU Record: 269-171 (14)

2012-13 LEADERS

Points: Kedren Johnson (14.9)
Rebounds: Kevin Bright (5.6)
Assists: Kedren Johnson (3.2)
Blocks: Josh Henderson (0.7)

SERIES INFORMATION

Series Record: Vanderbilt leads all-time series, 60-47
Last Meeting: Vanderbilt defeated LSU, 76-61, on 2/8/12 in Nashville.
Record at Vanderbilt: VU leads 37-14.
Record at LSU: LSU leads 28-19.
Record at Neutral Site: Tied at five.
Coach Stallings vs. LSU: Coach Stallings is 11-6 against LSU.



2012-13 Record: 12-7, 3-5 SEC
Head Coach: Johnny Jones
Career Record: 217-169 (13)
LSU Record: 12-7 (1)

2012-13 LEADERS

Points: Anthony Hickey (12.4)
Rebounds: Johnny O'Bryant III (8.5)
Assists: Charles Carmouche (3.8)
Blocks: Andrew Del Piero (1.2)

Last Time

The Commodores dropped its last decision at home on Saturday in a 58-54 loss to Alabama. Vanderbilt was held without a field goal for the last 7:16 of the game, as the Crimson Tide overcame an 11-point deficit. Sophomore point guard Kedren Johnson led the Commodores with 15 points and seven rebounds.

322

Vanderbilt's ranking among the 347 Division I basketball playing schools in terms of experience on the roster by kenpom.com. LSU is ranked 228th in terms of experience.

42.2

42.3% of Vanderbilt's attempts from the floor are threes, which ranks 16th out of 347 Division I teams. 38.2% of the team's total points comes off of threes, which ranks eighth nationally.

7

The Commodores' seven 20-win seasons in the last nine years is only third in SEC to Florida, who has had nine, and Kentucky, who has had eight. Other school totals: Miss. St. (6), Tennessee (5), Ole Miss (4), South Carolina (4), LSU (3), Alabama (3), Arkansas (3), Auburn (1), Georgia (1).

Defense

The Commodores' perimeter defense has been stellar throughout the season, limiting opponents to only 31.5% from beyond the arc. The Commodores have also limited 12 opponents to 61 points or less on the season.

6

The Commodore' top six scorers must be replaced from a year ago, and 88% of its total scoring output. Kedren Johnson was the team's leading returning scorer at 3.1 points per contest.

17

Vanderbilt set a new Memorial Gym record with 17 made three-point field goals (17-of-40) against Ole Miss on Jan. 15. The previous record was 16, and it happened twice (16, Vanderbilt vs. South Carolina, 1/9/94; Vanderbilt vs. Arkansas, 2/11/95). The 40 three-point attempts set a new school and Memorial Gym record for most attempts in a single game. The previous mark was 38 set versus Mississippi State in 2008. Against Alabama on February 2, VU shot a season best 53.3% from three as a team.

HEAD COACH KEVIN STALLINGS



THE STALLINGS FILE

Born: October 1, 1960
High School: Collinsville (Ill.) '78
College: Bachelor's Degree in Business Management and Marketing, Purdue, '82, Master's Degree in Counseling, Purdue, '85
Family: Wife, Lisa, three children, Jacob (22), Alexa (18), Jordyn (12)

WINNINGEST COACHES AT VANDERBILT

Coach	Yrs	Record	Pct
1. Roy Skinner (1959, 1962-76)	16	278-135	.673
2. Kevin Stallings (1999-)	14	269-171	.611
3. Bob Polk (1948-58, 1960-61)	13	197-106	.650
4. C.M. Newton (1982-89)	8	129-115	.529
5. Jan van Breda Kolff (1994-99)	6	104-81	.562
6. Josh Cody (1924-27, 1932-36)	9	98-100	.495
7. Eddie Fogler (1990-93)	4	81-48	.628

WINNINGEST COACHES AT MEMORIAL GYM


Coach	Yrs	Record
1. Kevin Stallings (2000-)	14	183-52
2. Roy Skinner (1959, 1962-76)	16	181-41
3. Bob Polk (1948-58, 1960-61)	8	96-15
4. C.M. Newton (1982-89)	8	91-37
5. Jan van Breda Kolff (1994-99)	6	75-20
6. Eddie Fogler (1990-93)	4	54-12

STALLINGS THROUGH THE YEARS

Year	School	Position	W-L	Conf.	Postseason
2013	Vanderbilt	Head Coach	8-12	2-6	-
2012	Vanderbilt	Head Coach	25-11	10-6	NCAA Third Round
2011	Vanderbilt	Head Coach	23-11	9-7	NCAA Second Round
2010	Vanderbilt	Head Coach	24-9	12-4	NCAA First Round
2009	Vanderbilt	Head Coach	19-11	8-8	-
2008	Vanderbilt	Head Coach	26-8	10-6	NCAA First Round
2007	Vanderbilt	Head Coach	22-12	10-6	NCAA Regional Semifinals
2006	Vanderbilt	Head Coach	17-13	7-9	NIT First Round
2005	Vanderbilt	Head Coach	20-14	8-8	NIT Quarterfinals
2004	Vanderbilt	Head Coach	23-10	8-8	NCAA Regional Semifinals
2003	Vanderbilt	Head Coach	11-18	3-13	—
2002	Vanderbilt	Head Coach	17-15	6-10	NIT First Round [^]
2001	Vanderbilt	Head Coach	15-15	4-12	—
2000	Vanderbilt	Head Coach	19-11	8-8	NIT First Round
1999	Illinois State	Head Coach	16-15	7-11	—
1998	Illinois State	Head Coach	25-6	16-2 [•]	NCAA Second Round
1997	Illinois State	Head Coach	24-6	14-4 [•]	NCAA First Round
1996	Illinois State	Head Coach	22-12	13-5	NIT Quarterfinals
1995	Illinois State	Head Coach	20-13	13-5	NIT Second Round
1994	Illinois State	Head Coach	16-11	12-6	—
1993	Kansas	Assistant	29-7	11-3 [•]	NCAA Final Four
1992	Kansas	Assistant	27-5	11-3 [•]	NCAA Second Round
1991	Kansas	Assistant	27-8	10-4 [•]	NCAA Final Four*
1990	Kansas	Assistant	30-5	11-3	NCAA Second Round
1989	Kansas	Assistant	19-12	6-8	—
1988	Purdue	Assistant	29-4	16-2 [•]	NCAA Sweet 16
1987	Purdue	Assistant	25-5	15-3 [•]	NCAA Second Round
1986	Purdue	Assistant	22-10	11-7	NCAA First Round
1985	Purdue	Assistant	20-9	12-6	NCAA First Round
1984	Purdue	Assistant	22-7	15-3 [•]	NCAA First Round
1983	Purdue	Assistant	21-9	11-7	NCAA Second Round
1982	Purdue	Player	18-14	11-7	NIT Final Four
1981	Purdue	Player	21-11	10-8	NIT Final Four
1980	Purdue	Player	27-8	11-7 [#]	NCAA Final Four*
1979	Belleville J.C.	Player	28-9	—	NJCAA Tournament
Totals at Vanderbilt (Head Coach)			269-171	105-111	
Totals at Illinois State (Head Coach)			123-63	75-33	
Head Coach Totals			392-234	180-143	
Totals at Kansas (Assistant Coach)			132-37	49-21	
Totals at Purdue (Assistant Coach)			139-44		
Totals at Purdue (playing)			66-33		

• Regular season conference champions; # Conference tournament champions; * Lost in National Championship game; ^ Included an Opening Round play-in game that Vanderbilt won over Houston.

25	In 33 seasons, his teams have made 25 tournament appearances, including 19 NCAA berths and three Final Fours.
24	20-Win Seasons in his career and 12 conference championships.
7	20-Win Seasons in last nine seasons and total number of 20-win seasons at Vanderbilt, the most of any Commodore coach.
269	Number of victories at Vanderbilt. Trails only Roy Skinner, who had 278 career wins, for all-time winningest coach mark.
392	Total victories as a head coach.
3	SEC Players of the Year in his 13-year tenure - Dan Langhi (2000), Derrick Byers (2007), Shan Foster (2008).
24	All-SEC Performers during his time at Vanderbilt.
3	Consecutive trips to the NCAA Tournament (2010, 2011, 2012), the first time Vanderbilt has accomplished the feat.
6	NCAA Tournaments in the last nine seasons.
2	Sweet 16 appearances as Commodore mentor (2004, 2007).
42	At Vanderbilt, all 42 of his seniors either have earned or are currently working toward their college degree.
61	The Commodores won their first SEC Tournament crown in 61 years after defeating #1 Kentucky in final in 2012.
1	Only one losing season as a player or coach in 33 years.
139	Number of victories in last seven seasons with Vanderbilt prior to 2012-13, an average of 23.2 wins a season.

0		ROD ODOM F ★ 6-9 ★ 212 ★ Jr. ★ Central Islip, N.Y. <table border="1"> <thead> <tr> <th>PPG</th> <th>RPG</th> <th>APG</th> <th>SPG</th> <th>BPG</th> <th>MPG</th> </tr> </thead> <tbody> <tr> <td>9.2</td> <td>4.1</td> <td>0.8</td> <td>0.6</td> <td>0.6</td> <td>30.0</td> </tr> </tbody> </table>	PPG	RPG	APG	SPG	BPG	MPG	9.2	4.1	0.8	0.6	0.6	30.0	NOTES: Played in all 90 games of his career... started in 19 of 20 games this season, scored a career-high 17 points twice this season (at Missouri and vs. Alabama A&M)...made career-high 4 3's vs. Alabama A&M.	CAREER HIGHS Pts. - 17, 2x, last at Mizzou (1/26/13) Rebs. - 8, vs. Ore. (11/11/11) Ast. - 2, 8 times Min. - 36, vs. Kentucky (1/10/13)												
	PPG	RPG	APG	SPG	BPG	MPG																						
9.2	4.1	0.8	0.6	0.6	30.0																							
2		KEDREN JOHNSON G ★ 6-4 ★ 215 ★ So. ★ Lewisburg, Tenn. <table border="1"> <thead> <tr> <th>PPG</th> <th>RPG</th> <th>APG</th> <th>SPG</th> <th>BPG</th> <th>MPG</th> </tr> </thead> <tbody> <tr> <td>14.9</td> <td>3.9</td> <td>3.2</td> <td>1.4</td> <td>0.6</td> <td>32.7</td> </tr> </tbody> </table>	PPG	RPG	APG	SPG	BPG	MPG	14.9	3.9	3.2	1.4	0.6	32.7	NOTES: VU's leading scorer...Scored 25 points vs. MTSU, his third 20+-pt game this year, scored career high 28 points against Davidson...Tallied double figures in 16 of 20 games this season...Had career-high eight assists vs. Ole Miss.	CAREER HIGHS Pts. - 28, vs. Davidson (11/22/12) Rebs. - 8, 2x, last at SC (1/19/13) Ast. - 8, 2x, last vs. Ole Miss (1/15/13) Min. - 41, vs. Ole Miss (1/15/13)												
	PPG	RPG	APG	SPG	BPG	MPG																						
14.9	3.9	3.2	1.4	0.6	32.7																							
10		NATHAN WATKINS G ★ 6-5 ★ 190 ★ Fr. ★ Brentwood, Tenn. <table border="1"> <thead> <tr> <th>PPG</th> <th>RPG</th> <th>APG</th> <th>SPG</th> <th>BPG</th> <th>MPG</th> </tr> </thead> <tbody> <tr> <td>0.0</td> <td>0.5</td> <td>0.0</td> <td>0.0</td> <td>0.0</td> <td>1.0</td> </tr> </tbody> </table>	PPG	RPG	APG	SPG	BPG	MPG	0.0	0.5	0.0	0.0	0.0	1.0	5	ALEX GENDELMAN G ★ 6-0 ★ 175 ★ Fr. ★ Purchase, N.Y. <table border="1"> <thead> <tr> <th>PPG</th> <th>RPG</th> <th>APG</th> <th>SPG</th> <th>BPG</th> <th>MPG</th> </tr> </thead> <tbody> <tr> <td>0.0</td> <td>0.0</td> <td>0.0</td> <td>0.0</td> <td>0.0</td> <td>1.0</td> </tr> </tbody> </table>	PPG	RPG	APG	SPG	BPG	MPG	0.0	0.0	0.0	0.0	0.0	1.0
	PPG	RPG	APG	SPG	BPG	MPG																						
0.0	0.5	0.0	0.0	0.0	1.0																							
PPG	RPG	APG	SPG	BPG	MPG																							
0.0	0.0	0.0	0.0	0.0	1.0																							
11		KYLE FULLER G ★ 6-1 ★ 180 ★ Jr. ★ Moreno Valley, Calif. <table border="1"> <thead> <tr> <th>PPG</th> <th>RPG</th> <th>APG</th> <th>SPG</th> <th>BPG</th> <th>MPG</th> </tr> </thead> <tbody> <tr> <td>10.1</td> <td>2.8</td> <td>2.0</td> <td>0.8</td> <td>0.1</td> <td>29.4</td> </tr> </tbody> </table>	PPG	RPG	APG	SPG	BPG	MPG	10.1	2.8	2.0	0.8	0.1	29.4	NOTES: Started 14 games this season...Scored career-high 25 points at Xavier (12/6) in win, including all 12 of team's points in overtime...Named SEC POTW for his exploits vs. Xavier, the first of his career...Scored 14 pts. vs. Auburn (1/23).	CAREER HIGHS Pts. - 25, vs. Xavier (12/6/12) Rebs. - 6, 2x, vs. Cornell (12/17/12) Ast. - 6, vs. Nich. St. (11/10/12) Min. - 40, vs. Xavier (12/6/12)												
	PPG	RPG	APG	SPG	BPG	MPG																						
10.1	2.8	2.0	0.8	0.1	29.4																							
14		CARTER JOSEPHS G ★ 5-10 ★ 165 ★ Fr. ★ San Antonio, Texas <table border="1"> <thead> <tr> <th>PPG</th> <th>RPG</th> <th>APG</th> <th>SPG</th> <th>BPG</th> <th>MPG</th> </tr> </thead> <tbody> <tr> <td>0.0</td> <td>0.0</td> <td>0.0</td> <td>0.0</td> <td>0.0</td> <td>1.0</td> </tr> </tbody> </table>	PPG	RPG	APG	SPG	BPG	MPG	0.0	0.0	0.0	0.0	0.0	1.0	33	ANDRIS KEHRIS F ★ 6-7 ★ 215 ★ Fr. ★ Riga, Latvia <table border="1"> <thead> <tr> <th>PPG</th> <th>RPG</th> <th>APG</th> <th>SPG</th> <th>BPG</th> <th>MPG</th> </tr> </thead> <tbody> <tr> <td>0.0</td> <td>0.0</td> <td>0.0</td> <td>0.0</td> <td>0.0</td> <td>1.0</td> </tr> </tbody> </table>	PPG	RPG	APG	SPG	BPG	MPG	0.0	0.0	0.0	0.0	0.0	1.0
	PPG	RPG	APG	SPG	BPG	MPG																						
0.0	0.0	0.0	0.0	0.0	1.0																							
PPG	RPG	APG	SPG	BPG	MPG																							
0.0	0.0	0.0	0.0	0.0	1.0																							
15		KEVIN BRIGHT G ★ 6-5 ★ 210 ★ Fr. ★ Mannheim, Germany <table border="1"> <thead> <tr> <th>PPG</th> <th>RPG</th> <th>APG</th> <th>SPG</th> <th>BPG</th> <th>MPG</th> </tr> </thead> <tbody> <tr> <td>6.6</td> <td>5.6</td> <td>1.4</td> <td>0.5</td> <td>0.3</td> <td>28.8</td> </tr> </tbody> </table>	PPG	RPG	APG	SPG	BPG	MPG	6.6	5.6	1.4	0.5	0.3	28.8	NOTES: Started 16 games this season...Won SEC FOTW earlier this year...team's leading rebounder...Scored in double figures 5 times...came off the bench to score 12 pts vs. Ole Miss and Auburn (all 3's).	CAREER HIGHS Pts. - 15, vs. Nich. St. (11/10/12) Rebs. - 12, vs. Villanova (12/1/12) Ast. - 3, vs. Cornell (12/17/12) Min. - 42, vs. Xavier (12/6/12)												
	PPG	RPG	APG	SPG	BPG	MPG																						
6.6	5.6	1.4	0.5	0.3	28.8																							
20		A.J. ASTROTH G ★ 6-6 ★ 200 ★ Fr. ★ Tampa, Fla. <table border="1"> <thead> <tr> <th>PPG</th> <th>RPG</th> <th>APG</th> <th>SPG</th> <th>BPG</th> <th>MPG</th> </tr> </thead> <tbody> <tr> <td>0.8</td> <td>1.0</td> <td>0.6</td> <td>0.2</td> <td>0.0</td> <td>6.2</td> </tr> </tbody> </table>	PPG	RPG	APG	SPG	BPG	MPG	0.8	1.0	0.6	0.2	0.0	6.2	NOTES: Big shooting guard from Tampa, Fla., who averaged 22 points, 7.5 rebounds, 4.5 assists, and 3.4 steals for his Wharton High School team... Saw first action since Oregon vs. Ala. A&M... Played career-high 14 min. at Arkansas.	CAREER HIGHS Pts. - 2, 2x, last at Mizzou (1/26/13) Rebs. - 4, at Ark. (1/12/13) Ast. - 1, 2x, last at Mizzou (1/26/13) Min. - 14, at Ark. (1/12/13)												
	PPG	RPG	APG	SPG	BPG	MPG																						
0.8	1.0	0.6	0.2	0.0	6.2																							
21		SHELDON JETER F ★ 6-7 ★ 215 ★ Fr. ★ Beaver Falls, Pa. <table border="1"> <thead> <tr> <th>PPG</th> <th>RPG</th> <th>APG</th> <th>SPG</th> <th>BPG</th> <th>MPG</th> </tr> </thead> <tbody> <tr> <td>5.3</td> <td>3.4</td> <td>0.4</td> <td>0.7</td> <td>0.5</td> <td>17.2</td> </tr> </tbody> </table>	PPG	RPG	APG	SPG	BPG	MPG	5.3	3.4	0.4	0.7	0.5	17.2	NOTES: A very highly decorated player from Beaver Falls High School...Started 1st game vs. Ole Miss (1/15)...Shooting 49.4% from the floor this season...had career-high 7 rebounds vs. Tenn. (1/29).	CAREER HIGHS Pts. - 14, vs. W&M (1/2/13) Rebs. - 7, at Tenn. (1/29/13) Ast. - 2, vs. Ole Miss (1/15/13) Min. - 32, vs. Ole Miss (1/15/13)												
	PPG	RPG	APG	SPG	BPG	MPG																						
5.3	3.4	0.4	0.7	0.5	17.2																							
24		DAI-JON PARKER G ★ 6-3 ★ 190 ★ So. ★ Baton Rouge, La. <table border="1"> <thead> <tr> <th>PPG</th> <th>RPG</th> <th>APG</th> <th>SPG</th> <th>BPG</th> <th>MPG</th> </tr> </thead> <tbody> <tr> <td>5.6</td> <td>2.6</td> <td>2.2</td> <td>0.7</td> <td>0.3</td> <td>25.2</td> </tr> </tbody> </table>	PPG	RPG	APG	SPG	BPG	MPG	5.6	2.6	2.2	0.7	0.3	25.2	NOTES: Athletic two guard who played in all 36 games last season, made first start of his career vs. Ole Miss (1/15), scored 16 pts, had 6 rebs, and 4 assists, all career-bests, in career-high 38 minutes...Scored 11 pts at S.C. (1/19)...Has 6 starts.	CAREER HIGHS Pts. - 16, vs. Ole Miss (1/15/13) Rebs. - 6, vs. Ole Miss (1/15/13) Ast. - 4, vs. Ole Miss (1/15/13) Min. - 38, vs. Ole Miss (1/15/13)												
	PPG	RPG	APG	SPG	BPG	MPG																						
5.6	2.6	2.2	0.7	0.3	25.2																							
34		SHELBY MOATS F ★ 6-8 ★ 225 ★ So. ★ Waconia, Minn. <table border="1"> <thead> <tr> <th>PPG</th> <th>RPG</th> <th>APG</th> <th>SPG</th> <th>BPG</th> <th>MPG</th> </tr> </thead> <tbody> <tr> <td>3.4</td> <td>3.3</td> <td>1.1</td> <td>0.5</td> <td>0.1</td> <td>19.5</td> </tr> </tbody> </table>	PPG	RPG	APG	SPG	BPG	MPG	3.4	3.3	1.1	0.5	0.1	19.5	NOTES: 6'8 forward who will play some center this season...started eight games this year, played in all 19...scored career-high 9 points and had career-best 10 rebounds vs. UK in 27 minutes.	CAREER HIGHS Pts. - 9, vs. UK (1/10/13). Rebs. - 10, vs. UK (1/10/13) Ast. - 4, vs. Ole Miss (1/15/13) Min. - 36, vs. Ole Miss (1/15/13)												
	PPG	RPG	APG	SPG	BPG	MPG																						
3.4	3.3	1.1	0.5	0.1	19.5																							
35		JAMES SIAKAM F ★ 6-7 ★ 210 ★ So. ★ Douala, Cameroon <table border="1"> <thead> <tr> <th>PPG</th> <th>RPG</th> <th>APG</th> <th>SPG</th> <th>BPG</th> <th>MPG</th> </tr> </thead> <tbody> <tr> <td>2.4</td> <td>2.2</td> <td>0.3</td> <td>0.4</td> <td>0.3</td> <td>11.2</td> </tr> </tbody> </table>	PPG	RPG	APG	SPG	BPG	MPG	2.4	2.2	0.3	0.4	0.3	11.2	NOTES: 6'7 athletic presence who is outstanding around the basket on the offensive and defensive glass...played in 16 games this year, made first start of his career at Tenn...scored career high 8 points and had 8 rebounds vs. Marist (11/23).	CAREER HIGHS Pts. - 8, vs. Marist (11/23/12) Rebs. - 8, vs. Marist (11/23/12) Ast. - 1, 3x, last at Mizzou (1/26/13) Min. - 19, at Ark. (1/12/13)												
	PPG	RPG	APG	SPG	BPG	MPG																						
2.4	2.2	0.3	0.4	0.3	11.2																							
40		JOSH HENDERSON C ★ 6-11 ★ 220 ★ So. ★ Roanoke, Va. <table border="1"> <thead> <tr> <th>PPG</th> <th>RPG</th> <th>APG</th> <th>SPG</th> <th>BPG</th> <th>MPG</th> </tr> </thead> <tbody> <tr> <td>4.6</td> <td>3.0</td> <td>1.0</td> <td>0.7</td> <td>0.7</td> <td>19.5</td> </tr> </tbody> </table>	PPG	RPG	APG	SPG	BPG	MPG	4.6	3.0	1.0	0.7	0.7	19.5	NOTES: 6'11 center recovering from stress fracture in his foot...has had two surgeries in last 12 months...started 11 games at center...tied career high in scoring with 13 points at Tenn. (1/29)...had career-high 7 rebs. vs. W&M (1/2).	CAREER HIGHS Pts. - 13, vs. Ala. A&M (12/15/12) Rebs. - 7, vs. W&M (1/2/13) Ast. - 4, vs. Bucknell (11/15/11) Min. - 32, vs. Ala. (2/2/13)												
	PPG	RPG	APG	SPG	BPG	MPG																						
4.6	3.0	1.0	0.7	0.7	19.5																							

BOX SCORE VS. ALABAMA



Official Basketball Box Score -- Game Totals -- Final Statistics
Alabama vs Vanderbilt
 02/02/13 3 p.m. at Nashville, Tenn. (Memorial Gym)



Alabama 58 • 14-7, 6-2 SEC

#	Player	Total FG-FGA	3-Ptr FG-FGA	FT-FTA	Rebounds			PF	TP	A	TO	Blk	Stl	Min
					Off	Def	Tot							
14	Gueye, Moussa	1-3	0-0	0-0	1	3	4	1	2	0	1	1	2	23
05	Lacey, Trevor	4-10	3-4	6-8	0	4	4	2	17	2	3	0	2	32
12	Releford, Trevor	1-7	0-1	2-2	0	0	0	3	4	2	1	0	2	28
20	Randolph, Levi	2-7	0-1	2-2	1	3	4	3	6	0	0	0	3	29
21	Cooper, Rodney	4-9	1-5	2-4	4	3	7	1	11	2	0	0	1	36
15	Jacobs, Nick	2-5	0-0	1-1	0	0	0	2	5	0	2	2	0	15
22	Steele, Andrew	5-7	3-4	0-1	0	2	2	3	13	1	1	0	1	25
24	Pollard, Devonta	0-1	0-0	0-0	0	0	0	0	0	1	1	0	1	9
32	Obasohan, Retin	0-1	0-1	0-0	0	0	0	0	0	0	0	0	0	3
Team					4	2	6							
Totals		19-50	7-16	13-18	10	17	27	15	58	8	9	3	12	200

FG % 1st Half: 8-25 32.0% 2nd half: 11-25 44.0% Game: 19-50 38.0% Deadball Rebounds 1
 3FG % 1st Half: 4-10 40.0% 2nd half: 3-6 50.0% Game: 7-16 43.8%
 FT % 1st Half: 3-4 75.0% 2nd half: 10-14 71.4% Game: 13-18 72.2%

Vanderbilt 54 • 8-12, 2-6 SEC

#	Player	Total FG-FGA	3-Ptr FG-FGA	FT-FTA	Rebounds			PF	TP	A	TO	Blk	Stl	Min
					Off	Def	Tot							
21	JETER, Sheldon	1-4	1-3	0-0	1	4	5	1	3	0	0	1	0	18
40	HENDERSON, Josh	3-6	0-0	0-1	0	4	4	4	6	1	4	2	1	32
02	JOHNSON, Kedren	5-9	2-3	3-4	1	6	7	2	15	3	5	4	2	36
15	BRIGHT, Kevin	1-4	1-3	2-2	0	3	3	0	5	3	1	1	0	32
24	PARKER, Dai-Jon	0-2	0-0	0-0	0	0	0	3	0	3	2	0	0	23
00	ODOM, Rod	3-5	1-2	1-2	2	4	6	0	8	0	0	0	0	31
11	FULLER, Kyle	4-7	3-4	2-3	0	1	1	1	13	0	3	0	0	20
35	SIAKAM, James	2-2	0-0	0-0	0	0	0	1	4	0	1	0	0	8
Team					2	3	5			1				
Totals		19-39	8-15	8-12	6	25	31	12	54	10	17	8	3	200

FG % 1st Half: 11-19 57.9% 2nd half: 8-20 40.0% Game: 19-39 48.7% Deadball Rebounds 1
 3FG % 1st Half: 5-7 71.4% 2nd half: 3-8 37.5% Game: 8-15 53.3%
 FT % 1st Half: 4-4 100.0 2nd half: 4-8 50.0% Game: 8-12 66.7%

Officials: Doug Shows, John Hampton, Lee Cassell
 Technical fouls: Alabama-None. Vanderbilt-None.
 Attendance: 12345

Score by periods	1st	2nd	Total
Alabama	23	35	58
Vanderbilt	31	23	54

Points	In Paint	Off T/O	2nd Chance	Fast Break	Bench
UA	22	18	10	4	18
VU	14	14	2	5	25

Last FG - UA 2nd-00:58, VU 2nd-07:10.
 Largest lead - UA by 4 2nd-00:14, VU by 11 2nd-07:10.

Score tied - 1 time.
 Lead changed - 1 time.

RECAP & NOTES

Anthony Grant made sure to remind his players that nobody from Alabama had left Memorial Gym victorious in a very long time.

How long? Well, Wimp Sanderson was coaching the last time Alabama beat Vanderbilt at this old gym back in 1990.

Trevor Lacey helped end that drought by hitting a 3-pointer with 56.8 seconds left that gave Alabama its first lead of the game, and the Crimson Tide wound up edging Vanderbilt 58-54 after trailing by as much as 11 in the second half.

It looked like that drought would reach 12 straight until Alabama (14-7, 6-2 Southeastern Conference) rallied despite hitting only one field goal after Andrew Steele's 3-pointer with 5:57 left. The Crimson Tide wound up winning for the sixth time in seven games, finishing on an 18-3 run.

Steele, wearing a walking boot on his right foot after aggravating his ankle, said ending the drought took too long. He also plans to hold this win over his older brother Ronald, a former Alabama point guard. Lacey had a game-high 17 points. Steele added 13 points off the bench, and Rodney Cooper had 11.

Alabama won with Trevor Releford, the SEC's sixth-leading scorer averaging 15.9 points per game, mostly on the bench during the stretch after hurting his eye in a scramble for a loose ball. Releford was 1 of 7 with four points, and Grant said he would be re-evaluated back home.

Vanderbilt (8-12, 2-6) didn't hit a field goal after Kyle Fuller's 3-pointer with 7:10 left. Kedren Johnson had 15 points and Fuller 13.

The Crimson Tide came in tied with Kentucky for third in the SEC and traveling after edging Arkansas 59-56 in a late game Thursday night. Vanderbilt was well-rested after a 58-57 loss at Tennessee on Tuesday night, and the Commodores outshot Alabama 48.7 percent (19 of 39) to 38 percent (19 of 50) and outrebounded the Tide 31-27.

★ The Commodores outshot Alabama, 48.7% to 38%, for the game, but the Tide attempted 11 more shot attempts. Vanderbilt moves to 6-2 on the season when outshooting their opponent.

★ Vanderbilt committed 17 turnovers on the day, compared to eight for Alabama, and the Crimson Tide converted those turnovers into 18 points.

★ Vanderbilt blocked eight shots as a team, which is tied for the second most this season.

★ The Commodores outrebounded Alabama 31-27. Vanderbilt is 6-2 this season when outrebounding its opponent.

★ As a team, Vanderbilt shot 53 percent from three-point range, which was a season-high.

★ Vanderbilt only attempted 39 field goals for the game, which was the second least this season.

★ Kedren Johnson recorded a career-high four blocked shots.

★ Johnson scored 15 points to lead Vanderbilt. He has scored in double-figures in 16-of-20 games this season.

★ Josh Henderson tied a career-high with two blocked shots.

★ Kyle Fuller scored 13 points, which marks the 10th time this season he has reached double-digits. He also made a career-high four three-pointers.



2012-13 Roster

No.	Name	Pos.	Ht.	Wt.	Cl.-Yr	Hometown (Previous School)
0	Rod Odom	F	6-9	212	Jr.-3rd	Central Islip, N.Y. (Middlesex School (Mass.))
1	Eric McClellan	G	6-4	180	So.-2nd	Austin, Texas (University of Tulsa)
2	Kedren Johnson	G	6-4	215	So.-2nd	Lewisburg, Tenn. (Marshall County)
5	Alex Gendelman	G	5-9	175	Fr.-1st	Purchase, N.Y. (Rye Country Day School)
10	Nathan Watkins	G	6-5	190	Fr.-1st	Brentwood, Tenn. (Ensworth School)
11	Kyle Fuller	G	6-1	180	Jr.-3rd	Moreno Valley, Calif. (Rancho Verde)
14	Carter Josephs	G	5-10	165	Fr.-1st	San Antonio, Texas (Tom C. Clark)
15	Kevin Bright	G	6-5	210	Fr.-1st	Mannheim, Germany (Urspring Basketball Academy)
20	A.J. Astroth	G	6-6	200	Fr.-1st	Tampa, Fla. (Wharton)
21	Sheldon Jeter	F	6-7	215	Fr.-1st	Beaver Falls, Pa. (Beaver Falls)
24	Dai-Jon Parker	G	6-3	190	So.-2nd	Baton Rouge, La. (Milton (Ga.))
33	Andris Kehris	F	6-7	215	Fr.-1st	Riga, Latvia
34	Shelby Moats	F	6-8	225	So.-2nd	Waconia, Minn. (Waconia)
35	James Siakam	F	6-7	210	R-So.-3rd	Douala, Cameroon (Brehm Prep (Ill.))
40	Josh Henderson	C	6-11	220	R-So.-3rd	Roanoke, Va. (Cave Spring)

COACHING STAFF

Head Coach **Kevin Stallings** (Purdue, 1982) - 14th
 Assistant Coach **David Cason** (Illinois State, 1995) - 2nd
 Assistant Coach **Brad Frederick** (North Carolina, 1999) - 14th
 Assistant Coach **Tom Richardson** (St. Xavier (Ill.), 1977) - 10th
 Director of Operations..... **Dan Cage** (Vanderbilt, 2007) - 3rd

SUPPORT STAFF

Athletic Communications Dir. **Andy Boggs** (Florida State, 1998)
 Academic Support..... **Neal Clark** (Kentucky, 1992)
 Athletic Trainer..... **Shannon Gordon** (Indiana State, 1992)
 Strength and Conditioning..... **Curtis Turner** (Clemson, 2002)

PRONUNCIATION GUIDE

David Cason **KAY-Sahn**
 Kedren Johnson **KEE-Dren**
 Dai-Jon Parker..... **DAY-Jon**
 James Siakam..... **See-OK-em**

ROSTER BY CLASS

Juniors (2)

Kyle Fuller Moreno Valley, Calif.
Rod Odom Central Islip, N.Y.

Sophomores (6)

Josh Henderson Roanoke, Va.
Kedren Johnson Lewisburg, Tenn.
Eric McClellan Austin, Texas
Shelby Moats Waconia, Minn.
Dai-Jon Parker Baton Rouge, La.
James Siakam Douala, Cameroon

Freshmen (7)

A.J. Astroth Tampa, Fla.
Kevin Bright Mannheim, Germany
Alex Gendelman Purchase, N.Y.
Sheldon Jeter Beaver Falls, Pa.
Carter Josephs San Antonio, Texas
Andris Kehris Riga, Latvia
Nathan Watkins Nashville, Tenn.



MEMORIAL MAGIC - THE HOME TO VANDERBILT HOOPS SINCE 1952

HISTORIC MEMORIAL GYMNASIUM IN 61ST SEASON

Storied Memorial Gymnasium is in its 61st season as the host venue of Vanderbilt basketball. The SEC's most historic hoops setting has played host to more than 850 men's contests as well as the 1984 and 1991 SEC Tournaments and 40 men's and women's NCAA Tournament contests (since the early 1980s).

As the oldest gymnasium in the SEC, Memorial Gymnasium is renown for its end zone benches, raised floor and unique atmosphere. It was dedicated in 1952 as a memorial to all Vanderbilt men and women who served in World War II. It was built by the late master architect Edwin Keeble, who was commissioned to build a combination gymnasium/concert hall.

.783	All-time winning percentage at Memorial Gym (729-202).
183	Career wins at Memorial Gym for Kevin Stallings, and is now the facility's all-time wins leader.
.901	Winning percentage against non-conference opponents since 1990 (182-20).
115-13	Stallings' non-conference record at home.
6	Undefeated seasons at home.

Winningest Coaches at Memorial Gymnasium

Coach	Yrs	Record
1 Kevin Stallings (2000-Present)	14	183-52
2. Roy Skinner (1959, 1962-76)	16	181-41
3. Bob Polk (1948-58, 1960-61)	8	96-15
4. C.M. Newton (1982-89)	8	91-37
5. Jan van Breda Kolff (1994-99)	6	75-20
6. Eddie Fogler (1990-93)	4	54-12

Stallings' Year-By-Year Record At Memorial Gym

Year	Won	Lost
2012-13	5	5
2011-12	13	5
2010-11	14	3
2009-10	14	2
2008-09	13	4
2007-08	19	0
2006-07	14	3
2005-06	10	6
2004-05	17	2
2003-04	15	2
2002-03	10	6
2001-02	13	4
2000-01	12	7
1999-00	14	3

ANNUAL ATTENDANCE FIGURES

Year	All Games	Attendance	Average	NCAA Rank	SEC Games	SEC Attendance	Average
2012-13	11	112,351	10,214	-	4	45,473	11,368
2011-12	18	246,561	13,698	18	8	112,368	14,046
2010-11	17	234,632	13,802	18	8	114,346	14,293
2009-10	16	217,965	13,623	21	8	113,539	14,192
2008-09	17	225,686	13,276	25	8	112,833	14,104
2007-08	19	254,954	13,418	22	8	113,713	14,214
2006-07	17	204,511	12,030	31	8	109,043	13,630
2005-06	16	195,159	12,197	24	8	108,258	13,532
2004-05 [^]	19	191,678	10,088	43	8	105,357	13,170
2003-04	17	192,301	11,312	33	8	106,990	13,374
2002-03	16	153,123	9,570	46	8	96,906	12,113
2001-02	17	150,325	8,843	50	8	93,873	11,734
2000-01	19	186,468	9,814	45	8	102,055	12,757
1999-00*	18	197,770	10,987	30	8	106,741	13,343
1998-99	16	192,538	12,034	26	8	106,128	13,266
1997-98	16	213,974	13,373	21	8	117,819	14,727
1996-97	16	207,771	12,986	25	8	120,214	15,027
1995-96	18	226,354	12,575	28	8	112,996	14,125
1994-95	13	183,042	14,080	17	8	118,932	14,867
1993-94	16	223,997	14,000	15	8	121,345	15,168
1992-93	14	212,156	15,154	11	8	122,536	15,317
1991-92	17	210,585	12,387	29	8	115,104	14,388
1990-91	16	214,638	13,415	19	9	133,482	14,831
1989-90	19	259,992	13,684	18	9	136,136	15,126
1988-89	15	224,657	14,977	13	9	137,212	15,246
1987-88	16	223,747	13,984	14	9	138,393	15,377
1986-87	17	226,343	13,314	14	9	130,854	14,539
1985-86	15	200,806	13,387	14	9	128,059	14,229
1984-85	16	194,390	12,149	17	9	122,514	13,613
1983-84	18	249,292	13,850	10	9	135,546	15,050
1982-83	17	237,584	13,976	9	9	135,418	15,046
1981-82	14	202,225	14,445	9	9	131,699	14,633
1980-81	15	227,478	15,165	9	9	136,436	15,160
1979-80	15	228,029	15,202	5	9	138,754	15,417
1978-79	14	215,330	15,380	5	9	139,930	15,547
1977-78	14	207,375	14,813	5	9	134,232	14,915
1976-77	15	211,966	14,131	4	9	149,108	16,568
1975-76	13	180,901	13,915	-	9	135,375	15,042
1974-75	12	178,527	14,877	-	9	134,304	14,923
1973-74	12	182,728	15,227	-	9	140,252	15,584
1972-73	12	173,567	14,464	-	9	131,193	14,577
1971-72	12	156,778	13,065	-	9	120,172	13,352
1970-71	12	170,634	14,220	-	9	130,260	14,473
1969-70	12	176,763	14,730	-	9	135,745	14,861
1968-69	12	126,896	10,575	-	9	95,300	10,589
1967-68	12	129,722	10,810	-	9	96,274	10,697
1966-67	12	105,492	8,791	-	9	79,173	8,797
1965-66	12	106,022	8,835	-	9	62,368	8,910
1964-65	12	98,821	8,235	-	9	65,712	8,214
1963-64	12	84,827	7,069	-	6	35,684	5,947
1962-63	12	75,261	6,272	-	6	46,183	6,598
1961-62	13	73,640	5,665	-	8	47,357	5,920
1960-61	13	74,187	5,707	-	7	45,549	6,507
1959-60	14	76,199	5,443	-	8	46,064	5,758



VANDERBILT ATHLETIC COMMUNICATIONS

INTERVIEW POLICY

Vanderbilt head coach Kevin Stallings and selected Vanderbilt players will be available to the media before practice on a weekly basis during the non-conference season, and bi-weekly during the SEC season.

The times for those media sessions will be emailed to media members in advance of those pre-practice interviews.

Media may photograph the first 20 minutes of practice. All practices are closed to the public.

POSTGAME INTERVIEW POLICY

Vanderbilt head coach Kevin Stallings will enter the Memorial Gym interview room after the NCAA-mandated 10-minute cooling off period, followed by Vanderbilt players.

Visiting coach and player interviews will be at the discretion of the visiting SID.

VUCOMMODORES.COM

The official website of Vanderbilt athletics, vucommo-dores.com, includes pregame notes, season statistics, videos of press conferences and meetings with the media, live stats, twitter feeds, and streaming audio and video of everything that is Commodore athletics.

@VANDYMBB

The official Twitter feed of Vanderbilt men's basketball, follow the latest information and get breaking news on Commodore basketball.

QUICK FACTS

Location.....Nashville, Tenn.
Founded.....1873
Conference.....Southeastern (East)
Enrollment.....6,738
Nickname.....Commodores
Colors.....Black and Gold
Home Arena.....Memorial Gymnasium (14,316)
Chancellor.....Nicholas Zeppos
Vice Chancellor.....David Williams II
Faculty Rep.....Richard McCarty

Basketball Staff

Head Coach.....Kevin Stallings
Record Overall.....392-234 (20)
Record at Vanderbilt.....269-171 (14)
Assistant Coaches.....David Cason, Brad Frederick, Tom Richardson,
Director of Operations.....Dan Cage
Athletic Trainer.....Shannon Gordon
Academic Counselor.....Neal Clark
Administrative Assistant.....Debbie Green
Strength and Conditioning Coach.....Curtis Turner
Office Number.....(615) 322-6530

Athletic Communications

Men's Basketball SID.....Andy Boggs
Media Relations Address.....2601 Jess Neely Dr.
Nashville, TN 37212
Office Phone.....(615) 343-1847
Office Fax.....(615) 343-7064
E-Mail.....Andy.Boggs@Vanderbilt.edu

NBA

Vanderbilt had three players drafted in the first 31 picks of the 2012 NBA Draft, the first time that has happened in program history. Junior guard John Jenkins was drafted 23rd by the Atlanta Hawks, senior Festus Ezeli was drafted 30th by the Golden State Warriors, and senior forward Jeffery Taylor was drafted 31st by the Charlotte Bobcats. Vanderbilt tied for the second-most players drafted in first 31 picks - Kentucky had four, while North Carolina also had three.

1 of 6

Programs to place all four revenue sports (football, men's and women's basketball, baseball) in postseason play in 2011-12 academic year.

KJ

Sophomore point guard Kedren Johnson is in the top 10 in the SEC in several categories, including:
Scoring - 9th (14.9)
FG% - 6th (.435)
Min. Played - 4th (32.7)
In SEC games only, he ranks 7th in assists (3.9) and 10th in FT% (.786).
Johnson is also the most improved scorer in the SEC from last season, when he averaged 3.1 points per game.

NLI

The Commodores had one signee in the fall, 6'9 big man Damian Jones of Baton Rouge, La. Jones, who attends Scotlandville Magnet in Baton Rouge, is regarded as one of the best big men in the class of 2013.

3

Of next 4 games will be at Memorial Gym. Wednesday's game at LSU will be VU's last road game until 2/20.

2012-13 TRENDS

Winning Opening Tip.....4-2
Losing Opening Tip.....4-10
VU Scores First.....4-3
Opponent Scores First.....3-9
Leading at Halftime.....7-2
Trailing at Halftime.....1-9
Tied at Halftime.....0-1
Leading with Five Minutes Remaining.....7-4
Trailing with Five Minutes Remaining.....1-7
Tied with Five Minutes Remaining.....0-1
Leading with Two Minutes Remaining.....7-1
Trailing with Two Minutes Remaining.....1-10
Tied with Two Minutes Remaining.....0-1
Overtime.....1-1
Games Decided by Three Points or Less.....1-2
Games Decided by 4-10 Points.....1-4
Games Decided by 11-20 Points.....4-3
Games Decided by 21-plus Points.....2-3
VU Shoots 50% or Better.....3-0
VU Shoots 40% or Better.....8-6
VU Shoots Lower Than 40%.....0-6
Opponent Shoots 50% or Better.....1-2
Opponent Shoots 40% or Better.....3-10
Opponent Shoots Lower Than 40%.....4-2
VU Outshoots Opponent.....6-2
VU Outshot by Opponent.....2-10
Shoot Same Percentage.....0-0
VU Scores 70 Points or More.....4-1
VU Scores Less Than 70 Points.....4-11
VU Scores 80 Points or More.....1-0
VU Scores 90 Points or More.....0-0
Opponent Scores 70 Points or More.....0-4
Opponent Scores Less Than 70 Points.....8-8
Opponent Scores 80 Points or More.....0-2
Opponent Scores 90 Points or More.....0-0
Makes More 3-Pointers Than Opponent.....7-5
Makes Fewer 3-Pointers Than Opponent.....0-6
3-Pointers are Equal.....1-1
Outrebounded Opponent.....6-2
Outrebounded by Opponent.....2-9
Rebounds are Equal.....1-1
Playing on National TV.....2-9
Playing on Regional TV.....2-3
Playing on Weekday.....4-7
Playing on Weekend.....4-5
Game Tips Before 6 p.m. CT (afternoons).....4-6
Game Tips After 6 p.m. CT (evenings).....4-6
In White Uniforms.....5-4
In Black Uniforms.....3-6
In Gold Uniforms.....0-2
In November.....2-3
In December.....3-3
In January.....3-5
In February.....0-1
In March.....0-0
Home.....5-5
Neutral.....1-3
Away.....2-4
Conferences
vs. Non-Conference.....6-6
Southland.....0-1
Pac 12.....0-1
Southern.....0-1
MAAC.....0-1
Conference USA.....1-0
Big East.....0-1
Atlantic 10.....1-1
SWAC.....1-0
Ivy.....1-0
Sun Belt.....0-1
Colonial.....1-0
SEC.....2-6
Lineups
Johnson, Fuller, Bright, Odom, Moats.....2-2
Johnson, Fuller, Bright, Odom, Henderson.....4-5
Johnson, Parker, Jeter, Odom, Moats.....2-2
Johnson, Parker, Bright, Odom, Siakam.....0-1
Johnson, Parker, Bright, Jeter, Henderson.....0-1



ABOUT LSU

QUICK FACTS

Location.....Baton Rouge, La.
Founded.....1860
Conference.....SEC
Enrollment.....28,771
Nickname.....Tigers
Colors.....Purple and Gold
Home Arena.....PMAC (13,215)
President.....Dr. William L. Jenkins
Athletics Director.....Joe Alleva

Basketball Staff

Head Coach.....Johnny Jones
Record Overall.....217-169 (13)
Record at LSU.....12-7 (1)
Assistant Coaches.....Robert Kirby
Charlie Leonard, David Patrick

- LSU enters the game with a 12-7 overall record and a 3-5 mark in SEC competition. The Tigers have won three out of their last four games and two consecutive games.
- Sophomore guard Anthony Hickey leads the Tigers in scoring at 12.4 points per game. Shavon Coleman (11.9), Johnny O’Bryant III (11.9), and Andre Stringer (11.1) also average double figures.
- Wednesday’s meeting will be the 129th in the overall series, with the Commodores holding a 60-48 advantage. LSU leads the all-time series, 28-19, in Baton Rouge.
- Coach Stallings is 11-6 all-time against the Tigers, and has a record of 4-2 against LSU in games played at the PMAC.
- VU sophomore Dai-Jon Parker is returning to his hometown on Wednesday night.

STAT COMPARISON (2012-13)

	VU	LSU
	All	All
Record	8-12	12-7
Scoring Offense	59.3	71.8
Scoring Defense	61.4	68.5
Scoring Margin	-2.0	+3.3
FG%	.413	.427
FG% Defense	.417	.418
3FG%	.357	.332
3FG% Defense	.315	.311
Free Throw %	.596	.621
Rebounding	32.1	38.3
Rebounding Margin	-1.7	+0.5
Turnovers/game	13.7	15.6
Opponent Turnovers	12.9	16.6
Steals	5.7	10.5
Blocks	3.2	4.0

Vanderbilt Radio Network

FISHER, THOMPSON COURTSIDE TO CALL ACTION ON VANDERBILT RADIO NETWORK FROM IMG COLLEGE

Joe Fisher and Tim Thompson are back at courtside this season, describing the action of every Commodore game to Vanderbilt followers throughout the Southeast.

Fisher, the Voice of the Commodores, will anchor Vanderbilt play-by-play for the 15th consecutive year.

A Nashville native, Fisher also handles the play-by-play broadcasting duties for Commodore football and a select number of baseball games. He also serves as the Director of Broadcasting for Vanderbilt Student Athletics.

Prior to working for Vanderbilt, Fisher served as a television sports anchor in the Nashville market (1987-1996), with stints at WSMV-4 and WKRN-2. He also worked in the public relations field for two years.

Thompson, who is in his 12th year providing color commentary, played for Vanderbilt from 1975-79, receiving the Outstanding Leader and Civitan Sportsmanship Awards. He currently works with Nike College Sports Marketing.

Broadcast Engineer Bob Horner is in his 31st year courtside producing broadcasts of Commodore basketball. During his tenure, Horner has worked more than 750 games for Vanderbilt.

The broadcasts are produced by IMG College, the exclusive multi-media rightsholder for Vanderbilt. Jeff Miller is the general manager.

Radio Affiliates

WLAC 1510-AM	Nashville*
WQSV 790-AM	Ashland City
WDEF 1370-AM	Chattanooga
WKFN 540-AM	Clarksville
WEKR 1240-AM	Fayetteville
WJJM 1490-AM	Lewisburg
WMSR 1320-AM	Manchester
WOWW 1430-AM	Memphis
WOWW 97.7-FM	Memphis

* Commodore Flagship Station

1996-97	The Commodores are represented by three countries on this year’s roster - the United States, Cameroon (James Siakam), and Germany (Kevin Bright) - to continue Vanderbilt’s line of foreign players. VU has had a player from outside of the United States on its roster for every season dating back to the 1996-97 campaign. The countries represented in the last 16 years are the Ivory Coast, Poland, Austria, England, Australia, Cameroon, Nigeria, Sweden, and Germany.
Bench	The Commodores scored 30 bench points against Auburn on January 23, the most for a Vanderbilt team since VU scored 35 bench points against Bucknell on November 15, 2011. In the last five games, Vanderbilt has averaged 24.8 bench points per game.
852	Vanderbilt has made a 3-pointer in 852 consecutive games, a streak which began at the inception of the 3-point line in 1986-87. The Commodores rank second only to UNLV for the longest streak in Division I basketball. Vanderbilt, UNLV and Princeton are the only three schools in college basketball to have made at least one 3-pointer in every game played since the 3-point line was implemented.
Freshmen	Freshmen Kevin Bright and Sheldon Jeter have had an impact on this year’s Commodore team, especially in league play. In SEC games only, the two have combined to shoot 44.3% from the floor, with Jeter also leading the team in rebounding in league games only at 4.6 rebounds per game, with Bright second at 4.3. Jeter is averaging 7.3 points in league games, while Bright is adding 6.5 points per game.
All-Time	Coach Stallings is now the all-time wins leader at Memorial Gym with 183 wins. Stallings surpassed Vanderbilt legend Roy Skinner for the all-time lead in wins at the legendary facility earlier this season against William and Mary.
Variety	The Commodores have been led in scoring by five different players this season, in rebounding by eight different players, and six different leaders in assists. Of the 10 players who have played in SEC games, nine have received a start.



INS AND OUTS

Career Games Played

Player	Games	Starts	Cons. Starts
Rod Odom	90	29	0
Kyle Fuller	72	16	0
Kedren Johnson	56	20	20
Dai-Jon Parker	48	6	6
Shelby Moats	34	8	0
James Siakam	27	1	0
Josh Henderson	26	11	1
Kevin Bright	20	16	2
Sheldon Jeter	20	5	1
A.J. Astroth	5	0	0
Carter Josephs	3	0	0
Alex Gendelman	2	0	0
Andris Kehriss	1	0	0

Double-Digit Scoring Games

Player	Career (Record)	'12-13	Cons.
Rod Odom	13 (7-6)	7 (4-3)	-
Kedren Johnson	17 (8-9)	16 (7-9)	4 (1-3)
Kyle Fuller	10 (6-4)	10 (6-4)	1 (0-1)
Kevin Bright	5 (3-2)	5 (3-2)	-
Josh Henderson	4 (3-1)	3 (2-1)	-
Dai-Jon Parker	3 (2-1)	2 (1-1)	-
Sheldon Jeter	3 (2-1)	3 (2-1)	-

Double-Digit Rebounding Games

Player	Career	'12-13	Cons.
Kevin Bright	2 (1-1)	2 (1-1)	-
Shelby Moats	1 (0-1)	1 (0-1)	-

Double-Digit Assist Games

Player	Career	'12-13	Cons.
Kevin Bright	2 (1-1)	2 (1-1)	-

Double-Doubles

Player	Career	'12-13	Cons.
Kevin Bright	2 (1-1)	2 (1-1)	-

Triple Doubles

Player	Career	'12-13	Cons.
Kevin Bright	2 (1-1)	2 (1-1)	-

2012-13 Lineup Record

Johnson, Fuller, Bright, Odom, Moats	2-2
Johnson, Fuller, Bright, Odom, Henderson	4-6
Johnson, Parker, Jeter, Odom, Moats	2-2
Johnson, Parker, Bright, Odom, Siakam	0-1
Johnson, Parker, Bright, Jeter, Henderson	0-1

PRESEASON SEC POLL

Vanderbilt was picked to finish 10th in the SEC by a select group of 30 media members in a poll released by the league prior to the SEC Basketball Media Days in Birmingham.

PRESEASON MEDIA POLL -- PTS

Kentucky (17)	328
Florida (5)	310
Missouri (1)	286
Tennessee (1)	269
Arkansas	226
Alabama	222
Mississippi	186
Georgia	149
Texas A&M	122
Vanderbilt	120
LSU	116
Auburn	95
South Carolina	54
Mississippi State	37

*First-Place Votes in Parentheses

MEDIA VOTE

FIRST TEAM ALL-SEC

BJ Young – Arkansas, G, 6-3, 180, Soph., St. Louis, Mo.
 Kenny Boynton – Florida, G, 6-2, 190, Sr., Pompano Beach, Fla.
 Nerlens Noel – Kentucky, F, 6-10, 228, Fr., Everett, Mass.
 Phil Pressey – Missouri, G, 5-11, 175, Jr., Dallas, Texas
 Jarnell Stokes – Tennessee, F, 6-8, 270, Soph., Memphis, Tenn.

SECOND TEAM ALL-SEC

Marshawn Powell – Arkansas, F, 6-7, 240, Jr., Newport News, Va.
 Patric Young – Florida, G, 6-9, 249, Jr., Jacksonville, Fla.
 Kentavious Caldwell-Pope – Georgia, G, 6-5, 205, Soph., Greenville, Ga.
 Alex Poythress – Kentucky, F, 6-7, 239, Fr., Clarksville, Tenn.
 Michael Dixon, Jr. – Missouri, G, 6-1, 190, Sr., Kansas City, Mo.
 Jeronne Maymon – Tennessee, F, 6-7, 260, Sr., Madison, Wis.

SEC Player of the Year: Phil Pressey, Missouri

COACHES VOTE

FIRST TEAM ALL-SEC

Trevor Releford, Alabama
 BJ Young, Arkansas
 Kenny Boynton, Florida
 Patric Young, Florida
 Kentavious Caldwell-Pope, Georgia
 Nerlens Noel, Kentucky
 Phil Pressey, Missouri
 Jeronne Maymon, Tennessee

SECOND TEAM ALL-SEC

Marshawn Powell, Arkansas
 Alex Poythress, Kentucky
 Johnny O'Bryant III, LSU
 Reginald Buckner, Ole Miss
 Murphy Holloway, Ole Miss
 Trae Golden, Tennessee
 Jarnell Stokes, Tennessee
 Elston Turner, Texas A&M

SEC STANDINGS

2012-13 SEC STANDINGS (2/4/13)

	SEC	Pct.	All	Pct.
Florida	8-0	1.000	18-2	.900
Ole Miss	6-2	.750	17-4	.810
Kentucky	6-2	.750	15-6	.714
Alabama	6-2	.750	14-7	.667
Missouri	5-3	.625	16-5	.762
Arkansas	4-4	.500	13-8	.619
Georgia	4-4	.500	10-11	.476
Texas A&M	3-5	.375	13-8	.619
Tennessee	3-5	.375	11-9	.550
LSU	3-5	.375	12-7	.632
South Carolina	2-6	.250	12-9	.571
Vanderbilt	2-6	.250	8-12	.400
Auburn	2-6	.250	8-13	.381
Mississippi St.	2-6	.250	7-13	.350

SEC STATS

VU TEAM SEC RANKINGS (2/4/13)

Category	SEC	All
Scoring	12th (58.9)	14th (59.3)
Scoring Defense	5th (64.2)	5th (61.4)
Scoring Margin	T-11th (-5.4)	13th (-2.1)
FT%	14th (.619)	14th (.596)
FG%	11th (.402)	13th (.413)
FG% Defense	T-4th (.423)	9th (.417)
3FG%	4th (.360)	4th (.357)
3FG% Defense	5th (.317)	6th (.315)
3FG Made	2nd (7.8)	2nd (7.6)
Rebound Margin	9th (-0.8)	12th (-1.7)
Blocks	12th (2.8)	13th (3.2)
Assists	6th (12.0)	12th (11.4)
Steals	13th (4.6)	12th (5.7)
Turnover Margin	11th (-2.8)	10th (-0.8)
Assist/TO Ratio	9th (0.8)	10th (0.8)

VU INDIVIDUAL SEC RANKINGS (2/4/13)

Player	SEC	Total
Kedren Johnson	SEC	Total
Scoring	NA	9th (14.9)
Assists	7th (3.9)	NA
FT%	10th (.781)	NA
FG%	NA	6th (.435)
Minutes Played	NA	4th (32.7)
Kevin Bright	SEC	Total
Def. Rebounds	NA	T-10th (4.5)

Game 1 • Nov. 10, 2012

Nicholls State 65
at Vanderbilt 80
Nashville, Tenn. (Memorial Gym)

Nicholls State 65 - 0-1

#	Player	Total		3-Pr		Rebounds		FT-FTA		PF		A TO Bk Stl		Min
		FG	FGA	FG	FGA	Off	Def	Off	Def	PF	TP	A	To	
00	Prest, Lashan	f	2-6	2-6	0-0	0	0	2	6	2	0	1	0	26
01	McBeath, Sam	f	5-16	1-7	4-5	0	4	4	1	15	3	2	1	29
02	Hunter, Fred	g	8-14	1-2	2-3	4	6	10	1	21	2	3	0	28
11	Rillieux, Shane	g	3-7	1-1	0-0	0	2	2	2	7	1	1	0	27
24	Carpenter, T.J.	g	4-7	1-3	2-3	0	3	3	1	11	2	2	0	28
34	Smith, Jeremy	g	1-4	0-1	0-0	0	2	4	2	0	2	0	0	14
10	Maciel, Pedro	g	0-1	0-1	0-0	0	3	1	0	0	1	0	0	19
13	Julien, Travis	g	0-1	0-0	0-0	1	1	2	0	0	1	1	0	10
24	Bailey, Sterling	g	1-1	1-1	0-0	0	0	1	3	0	0	0	0	11
30	Smith-Hyde, Linden	g	0-0	0-0	0-0	0	0	1	0	0	0	0	0	8
Team														
Totals			25-58	7-21	8-11	7	23	30	18	65	11	12	3	200

FG % 1st Half:	30.0	31.0%	2nd half:	16.29	55.2%	Game:	25.58	43.1%	Deatball	
3FG % 1st Half:	1.0	15.0%	2nd half:	6.11	54.0%	Game:	7.21	33.3%	Rebounds	2
FT % 1st Half:	3.4	75.0%	2nd half:	5.7	71.4%	Game:	12.18	66.7%		

Vanderbilt 80 - 1-0

#	Player	Total		3-Pr		Rebounds		FT-FTA		PF		A TO Bk Stl		Min
		FG	FGA	FG	FGA	Off	Def	Off	Def	PF	TP	A	To	
00	ODOM, Rod	f	3-5	1-3	0-0	1	7	1	7	1	3	1	1	33
04	MOATS, Shelby	f	3-7	2-5	0-0	1	2	1	8	1	0	0	0	30
02	JOHNSON, Kedren	g	5-9	3-7	0-0	1	2	1	1	1	1	1	0	38
11	FULLER, Kyle	g	6-13	2-5	1-3	0	3	1	15	6	1	0	0	36
15	BRIGHT, Kevin	g	5-8	3-3	2-2	1	7	8	4	15	1	3	0	24
21	JETER, Sheldon	g	1-6	1-3	0-0	1	2	3	1	1	0	0	0	17
35	SIKAM, James	g	1-1	0-0	2-2	0	1	4	4	1	0	0	0	9
40	HENDERSON, Josh	g	1-3	0-0	2-2	0	2	0	3	0	0	0	0	13
Team														
Totals			28-57	12-26	12-18	6	27	35	14	80	17	10	2	400

FG % 1st Half:	10.30	33.3%	2nd half:	18.27	66.7%	Game:	28.57	49.1%	Deatball	
3FG % 1st Half:	4.15	26.7%	2nd half:	8.11	72.7%	Game:	12.26	48.2%	Rebounds	4
FT % 1st Half:	4.7	97.1%	2nd half:	8.11	72.7%	Game:	12.18	66.7%		

Points	22	43	65
Rebounds	26	52	78

Officials: Antonio Petty, Ed Corbett, Karl Hess
Technical fouls: Nicholls State-None, Vanderbilt-None.
Attendance: 7655

Game 2 • Nov. 16, 2012

Vanderbilt 48
at Oregon 74
Eugene, Ore. (Matthew Knight Arena)

Vanderbilt 48 - 1-1

#	Player	Total		3-Pr		Rebounds		FT-FTA		PF		A TO Bk Stl		Min
		FG	FGA	FG	FGA	Off	Def	Off	Def	PF	TP	A	To	
00	ODOM, Rod	f	3-13	1-6	2-2	2	1	3	4	9	1	4	0	24
04	MOATS, Shelby	f	0-2	0-2	0-0	0	2	2	5	0	1	0	0	22
02	JOHNSON, Kedren	g	5-15	2-8	2-4	0	4	4	2	14	3	5	0	38
11	FULLER, Kyle	g	6-9	0-1	5-6	0	1	1	0	17	1	6	0	37
15	BRIGHT, Kevin	g	2-4	1-2	0-2	2	6	8	1	5	1	1	0	28
14	JOSEPH, Carter	g	0-0	0-0	0-0	0	0	0	0	0	0	0	0	1
20	ASTROTH, A.J.	g	0-2	0-1	0-0	0	0	0	0	0	0	0	0	3
21	JETER, Sheldon	g	0-1	0-1	0-0	0	5	5	1	0	0	0	0	13
35	SIKAM, James	g	0-1	0-0	0-2	0	0	0	0	0	0	0	0	13
40	HENDERSON, Josh	g	0-0	0-0	3-4	3	2	5	4	3	2	2	0	21
Team														
Totals			16-47	4-21	12-30	8	21	29	19	48	9	18	0	400

FG % 1st Half:	6.22	27.3%	2nd half:	10.25	40.0%	Game:	16.47	34.0%	Deatball	
3FG % 1st Half:	2.9	22.2%	2nd half:	2.12	16.7%	Game:	4.21	19.0%	Rebounds	4
FT % 1st Half:	6.8	75.0%	2nd half:	6.12	50.0%	Game:	12.60	60.0%		

Oregon 74 - 3-0

#	Player	Total		3-Pr		Rebounds		FT-FTA		PF		A TO Bk Stl		Min
		FG	FGA	FG	FGA	Off	Def	Off	Def	PF	TP	A	To	
25	Singler, E.J.	f	5-13	3-9	9-11	1	4	5	3	22	6	0	2	26
05	Woods, Tony	c	3-5	0-0	4-5	0	1	1	3	10	1	3	0	19
01	Ariss, Dominic	g	2-5	0-2	0-0	0	3	3	4	3	1	0	3	23
10	Lloyd, Johnathan	g	1-3	1-2	0-0	1	2	3	3	3	3	0	1	20
21	Dotson, Damyean	g	4-9	2-6	0-0	0	4	4	0	10	1	0	1	25
04	Lucente, Nicholas	g	0-0	0-0	0-0	0	0	0	0	0	0	0	0	1
05	Richardson, Fred	g	1-2	0-1	1-1	1	2	0	0	3	0	0	0	3
12	Baker, Coleton	g	0-0	0-0	0-0	0	0	0	1	0	0	0	0	2
14	Kazemi, Arsalan	g	1-2	0-0	1-2	2	5	7	2	5	1	1	0	21
20	Austin, Waverly	g	3-8	0-0	0-0	2	4	6	0	4	6	1	0	18
24	Moore, Willie	g	1-2	0-1	0-0	1	2	2	2	2	0	0	0	5
32	Carter, Ben	g	0-1	0-0	0-0	2	2	1	0	2	0	0	0	9
33	Emory, Carlos	g	3-5	0-1	3-3	0	1	1	1	9	1	0	1	25
40	Kuemper, Austin	g	0-0	0-0	0-0	1	1	1	0	0	0	0	0	3
Team														
Totals			25-55	6-22	18-22	8	27	35	23	74	16	13	2	200

FG % 1st Half:	16.32	50.0%	2nd half:	6.23	39.1%	Game:	25.55	45.5%	Deatball	
3FG % 1st Half:	5.13	38.5%	2nd half:	1.9	11.1%	Game:	6.22	27.3%	Rebounds	4
FT % 1st Half:	4.4	66.7%	2nd half:	14.16	67.6%	Game:	10.25	81.6%		

Points	20	28	48
Rebounds	41	33	74

Officials: Michael Greenstein, Frank Harvey III, Justin Van Doyne
Technical fouls: Vanderbilt-TEAM 2, Oregon-None.
Attendance: 9137

Game 3 • Nov. 22, 2012

Vanderbilt 62
vs. Davidson 75
Orlando, Fla. (Old Spice Classic)

Vanderbilt 62 - 1-2

#	Player	Total		3-Pr		Rebounds		FT-FTA		PF		A TO Bk Stl		Min	
		FG	FGA	FG	FGA	Off	Def	Off	Def	PF	TP	A	To		Bk
00	ODOM, Rod	f	1-7	0-5	4-6	1	3	4	0	6	1	1	1	0	31
04	MOATS, Shelby	f	0-2	0-2	0-0	0	2	2	3	0	1	0	0	18	
02	JOHNSON, Kedren	g	11-17	4-6	2-2	0	3	4	28	1	5	0	1	30	
11	FULLER, Kyle	g	6-15	2-5	0-0	1	5	6	2	14	1	2	0	39	
15	BRIGHT, Kevin	g	0-2	0-0	0-0	2	4	0	2	1	0	0	0	31	
21	JETER, Sheldon	g	3-6	0-0	0-0	1	3	4	3	8	0	1	1	18	
35	SIKAM, James	g	2-2	0-0	0-0	0	1	4	0	1	4	0	0	11	
40	HENDERSON, Josh	g	2-5	0-0	1-2	3	2	4	0	1	1	0	0	22	
Team															
Totals			25-56	6-18	6-8	9	20	29	15	62	6	12	3	200	

FG % 1st Half:	10-24	41.7%	2nd half:	15-32	46.9%	Game:	25-56	44.6%	Deatball	
3FG % 1st Half:	2-4	33.3%	2nd half:	4-12	33.3%	Game:	6-18	33.3%	Rebounds	2
FT % 1st Half:	3-4	75.0%	2nd half:	3-4	75.0%	Game:	6-8	75.0%		

Davidson 75 - 2-2

#	Player	Total		3-Pr		Rebounds		FT-FTA		PF		A TO Bk Stl		Min	
		FG	FGA	FG	FGA	Off	Def	Off	Def	PF	TP	A	To		Bk
15	COHEN, Jake	f	6-11	2-3	0-0	1	4	5	4	14	2	0	1	0	23
24	BROOKS, De'Mon	f	7-13	0-2	5-6	4	2	6	0	18	1	2	1	0	24
04	KALINOSKI, Tyler	g	2-8	2-7	0-0	0	4	4	1	6	3	1	0	23	
12	COCHRAN, Nik	g	4-5	4-4	2-2	0	0	0	4	14	2	5	0	26	
35	CZERAPOWICZ, Chris	g	3-6	1-3	0-0	0	1	2	7	1	0	0	1	23	
01</															

Game 4 • Nov. 23, 2012

Vanderbilt..... 33
vs. Marist..... 50
Orlando, Fla. (Old Spice Classic)

Marist 50 - 2-3

#	Player	Total			3-Pr			Rebounds			PF	TP	A	T	Bk	St	Min
		FG	FGA	FT	FTA	FG	FGA	FT	FTA	Off							
44	Lewis, Chavaughn	f	2-7	0-1	1-2	0	3	1	5	2	2	1	2	34			
56	Kemp, Adam	f	1-6	0-0	2-4	2	3	2	5	2	2	1	25				
20	Price, Devin	g	5-16	3-10	0-1	2	2	4	1	13	1	4	0	2	37		
11	Morton, Isaiah	g	4-10	3-8	2-4	0	4	4	1	13	5	4	0	1	39		
29	Bowie, Jay	g	2-4	0-1	0-0	3	9	12	1	4	1	1	0	0	32		
24	Thomas, Manny	g	2-3	2-2	0-0	0	3	3	1	6	0	0	0	0	11		
32	Curry, T.J.	g	2-2	1-1	0-0	0	1	1	5	0	0	0	0	4			
35	Lawrence, Phillip	g	0-0	0-0	0-0	0	2	2	0	0	0	0	0	4			
44	Truog, Eric	g	0-1	0-0	0-2	1	3	4	2	0	0	2	0	14			
Team			0-3			0-8			0-2								
Totals			18-49	9-23	5-13	10	39	43	10	50	9	14	3	6	200		

FG % 1st Half: 19.2% 37.0% 2nd Half: 9.2% 36.4% Game: 18-49 36.7% Deadball Rebounds 2
3FG % 1st Half: 5.1% 38.5% 2nd Half: 4.1% 40.0% Game: 9-23 39.1%
FT % 1st Half: 2.3% 65.7% 2nd Half: 3.1% 30.0% Game: 5-13 38.9%

Vanderbilt 33 - 1-3

#	Player	Total			3-Pr			Rebounds			PF	TP	A	T	Bk	St	Min
		FG	FGA	FT	FTA	FG	FGA	FT	FTA	Off							
06	ODOM, Rod	f	2-10	0-1	1-2	2	2	4	3	5	0	1	1	1	30		
40	HENDERSON, Josh	c	2-8	0-0	0-0	2	2	8	1	4	0	0	1	1	22		
02	JOHNSON, Kedren	g	2-11	0-5	0-0	2	6	8	3	4	3	2	0	38			
11	FULLER, Kyle	g	2-12	0-5	0-0	0	0	0	0	1	4	1	2	0	36		
15	BRIGHT, Kevin	g	1-5	1-3	0-0	1	7	8	2	3	0	2	0	26			
21	JETER, Sheldon	g	1-4	1-2	0-0	2	0	2	1	3	0	1	1	11			
34	MOATS, Shelby	g	1-6	0-4	0-0	1	6	7	2	2	0	2	0	18			
35	SIKAM, James	g	3-5	0-0	2-4	6	2	8	2	8	0	3	1	2	19		
Team			0-2			0-2											
Totals			14-61	2-20	3-6	16	27	43	15	33	4	13	3	9	200		

FG % 1st Half: 6.3% 20.0% 2nd Half: 8.31 23.0% Game: 14-61 23.0% Deadball Rebounds 0
3FG % 1st Half: 2.9% 22.2% 2nd Half: 0-11 0.0% Game: 2-20 10.0%
FT % 1st Half: 0.0% 0.0% 2nd Half: 3.6 50.0% Game: 3-6 50.0%

Officials: Rick Crawford, Brian O'Connell, Denny Eppley
Technical fouls: Marist-None, Vanderbilt-None.
Attendance: 2927
Old Spice Classic Game Six

Score by periods	1st	2nd	Total
Vanderbilt	27	23	50
Marist	14	19	33

Last FG - Vanderbilt 2nd 01:10, VU 2nd 00:05
Largest lead - Marist by 26 2nd 15:21, VU None

Game 5 • Nov. 25, 2012

UTEP..... 49
vs. Vanderbilt..... 73
Orlando, Fla. (Old Spice Classic)

Vanderbilt 73 - 2-3

#	Player	Total			3-Pr			Rebounds			PF	TP	A	T	Bk	St	Min
		FG	FGA	FT	FTA	FG	FGA	FT	FTA	Off							
02	ODOM, Rod	f	5-11	2-6	4-6	1	6	7	1	16	0	1	1	2	33		
40	HENDERSON, Josh	c	2-4	0-0	1-2	0	1	1	3	5	0	1	0	2	17		
02	JOHNSON, Kedren	g	7-11	2-4	1-2	0	2	2	1	17	0	2	0	4	36		
11	FULLER, Kyle	g	4-8	1-3	5-6	0	2	2	1	14	5	1	0	1	34		
15	BRIGHT, Kevin	g	2-4	2-3	0-0	0	3	3	6	1	4	0	1	27			
05	GENDELMAN, Alex	g	0-0	0-0	0-0	0	0	0	0	0	0	0	0	0	0		
10	WATKINS, Nathan	g	0-0	0-0	0-0	0	0	0	0	0	0	0	0	1			
14	JOSEPHS, Carter	g	0-0	0-0	0-0	0	0	0	0	0	0	0	0	1			
21	JETER, Sheldon	g	2-3	1-1	0-0	1	1	1	4	5	1	2	0	3	17		
34	MOATS, Shelby	g	3-6	1-2	1-1	4	1	5	2	8	3	0	0	1	23		
35	SIKAM, James	g	0-2	0-0	2-2	2	2	4	3	2	0	1	0	11			
Team			0-0			0-0											
Totals			25-49	9-19	14-19	7	18	25	18	73	10	12	1	15	200		

FG % 1st Half: 12.3% 52.2% 2nd Half: 15.0% 50.0% Game: 25-49 51.0% Deadball Rebounds 3
3FG % 1st Half: 4.8 50.0% 2nd Half: 5-11 45.5% Game: 9-19 47.4%
FT % 1st Half: 5-8 62.5% 2nd Half: 9-11 81.8% Game: 14-19 73.7%

UTEP 49 - 1-4

#	Player	Total			3-Pr			Rebounds			PF	TP	A	T	Bk	St	Min
		FG	FGA	FT	FTA	FG	FGA	FT	FTA	Off							
31	LANG, Cedrick	f	3-6	0-0	4-6	2	5	7	4	10	0	1	0	0	20		
21	BOHANNON, John	c	4-4	0-0	3-5	0	6	6	2	11	2	4	2	0	28		
02	RAGLAND, Jason	g	2-5	2-5	0-0	0	0	0	1	6	1	0	0	0	25		
05	WASHBURN, Julian	g	2-6	0-2	0-0	0	1	1	4	2	4	0	0	28			
11	STREETER, Jacques	g	1-5	1-3	0-0	0	2	2	1	5	3	0	2	32			
05	COOPER, C.J.	g	2-5	1-3	0-0	0	2	2	1	5	1	1	0	26			
32	WASHBURN, Chris	g	0-2	0-0	0-0	0	0	0	1	0	4	1	0	20			
33	HOWARD, Twymond	g	2-5	0-0	2-2	3	1	3	1	6	0	1	0	11			
44	MOORE, Malcolm	g	1-1	0-0	2-2	1	2	3	4	0	1	0	0	9			
Team			0-2			0-2											
Totals			17-39	4-13	11-15	5	19	24	15	48	11	20	3	2	200		

FG % 1st Half: 5.1% 33.3% 2nd Half: 12.24 43.6% Game: 17-39 43.6% Deadball Rebounds 3
3FG % 1st Half: 2.7 28.6% 2nd Half: 2-6 33.3% Game: 4-13 30.8%
FT % 1st Half: 5.7 71.4% 2nd Half: 6-8 75.0% Game: 11-15 73.3%

Officials: Karl Hess, Ray Styons, Rick Crawford
Technical fouls: Vanderbilt-None, UTEP-None.
Attendance: 1080
Old Spice Classic Game 10

Score by periods	1st	2nd	Total
Vanderbilt	33	40	73
UTEP	17	32	49

Last FG - VU 2nd 05:30, UTEP 2nd 01:02
Largest lead - VU by 24 2nd 04:43, UTEP by 6 1st 15:57

Game 6 • Dec. 1, 2012

Villanova..... 62
at Vanderbilt..... 52
Nashville, Tenn. (Memorial Gym)

Villanova 62 - 4-3

#	Player	Total			3-Pr			Rebounds			PF	TP	A	T	Bk	St	Min
		FG	FGA	FT	FTA	FG	FGA	FT	FTA	Off							
13	YAROU, Mouphtaou	f	3-7	0-0	10-12	2	5	7	1	16	0	4	2	1	31		
25	SUTTON, Maurice	c	0-2	0-0	1-2	1	1	2	1	0	1	0	0	0	9		
04	HILLIARD, Darrin	g	3-8	2-3	0-0	0	2	2	1	8	1	1	0	2	27		
15	ARCIDIACONO, Ryan	g	1-6	1-5	5-6	0	4	4	1	8	4	2	0	32			
32	BELL, James	g	3-8	2-3	0-0	1	2	3	4	8	1	0	0	33			
05	CHENNAULT, Tony	g	1-2	1-2	0-0	0	3	3	3	2	2	0	0	16			
22	PINKSTON, JayVaughn	g	6-9	0-0	1-2	4	4	8	1	13	1	1	0	26			
23	OCHFUFU, Daniel	g	1-1	0-0	1-3	0	4	4	1	3	0	1	1	14			
24	YACOBOW, Achraf	g	1-3	0-2	0-0	0	0	0	1	2	0	0	0	12			
Team			0-1			0-1											
Totals			19-46	6-15	18-25	8	26	34	15	62	9	13	3	6	200		

FG % 1st Half: 12.29 41.4% 2nd Half: 7.17 41.2% Game: 19-46 41.3% Deadball Rebounds 1
3FG % 1st Half: 5-12 41.7% 2nd Half: 1-3 33.3% Game: 6-15 40.0%
FT % 1st Half: 2-4 50.0% 2nd Half: 16-21 76.2% Game: 18-25 72.0%

Vanderbilt 52 - 2-4

#	Player	Total			3-Pr			Rebounds			PF	TP	A	T	Bk	St	Min
		FG	FGA	FT	FTA	FG	FGA	FT	FTA	Off							
06	ODOM, Rod	f	5-13	2-6	2-2	1	1	2	4	14	1	0	0	0	31		
40	HENDERSON, Josh	c	0-0	0-0	0-0	0	0	0	1	1	0	3	0	11			
02	JOHNSON, Kedren	g	4-10	4-9	0-1	1	4	5	1	12	4	2	2	39			
11	FULLER, Kyle	g	0-4	0-3	4-5	0	3	3	4	2	2	0	1	31			
15	BRIGHT, Kevin	g	5-10	2-4	0-0	0	12	12	2	12	4	1	0	37			
21	JETER, Sheldon	g	1-3	1-2	0-0	0	0	0	1	3	0	0	0	14			
34	MOATS, Shelby	g	2-6	0-2	2-4	0	1	5	6	1	3	0	1	26			
35	SIKAM, James	g	0-0	0-0	0-0	0	0	0	1	0	0	0	0	11			
Team			0-1			0-1											
Totals			17-46	9-26	9-14	4	24	28	15	52	12	13	2	5	200		

Game 7 • Dec. 6, 2012

Vanderbilt..... 66
at Xavier (OT)..... 64
Cincinnati, Ohio (Cintas Center)

#	Player	Total			3-Pr			Rebounds			PF	TP	A	TO	Bk	Stl	Min
		FG	FGA	FT	FTA	FG	FGA	FT	FTA	Off							
00	ODOM, Rod	2-5	2-4	1-4	2	0	2	5	7	0	4	0	0	0	0	31	
40	HENDERSON, Josh	0-1	0-0	0-0	1	0	1	1	0	2	1	1	0	0	20		
02	JOHNSON, Kedren	8-16	2-5	1-3	2	2	4	1	10	3	3	2	4	4	41		
11	FULLER, Kyle	8-16	2-7	7-10	0	4	4	1	25	5	2	1	3	40			
15	BRIGHT, Kevin	3-6	2-5	3-4	2	8	10	2	11	0	1	0	0	42			
24	JETER, Shelton	0-1	0-1	0-0	0	1	1	2	0	0	0	1	0	12			
34	MOATS, Shelby	1-4	1-4	0-2	2	3	5	4	3	1	1	0	1	25			
35	SIKAM, James	0-0	0-0	1-2	1	1	2	3	0	1	0	0	0	14			
Totals		22-49	9-27	13-25	11	20	31	19	66	11	13	5	8	225			

FG % 1st Half: 10.2% 43.5% 2nd half: 8.20 40.0% OT: 4.6 66.7% Game: 22-49 44.9% Double
3FG % 1st Half: 4.1 28.6% 2nd half: 0.0 0.0% OT: 1.3 33.3% Game: 9-27 33.3% Double
FT % 1st Half: 3.6 60.0% 2nd half: 7.12 56.3% OT: 3.8 50.0% Game: 13-25 52.0% 4.1

#	Player	Total			3-Pr			Rebounds			PF	TP	A	TO	Bk	Stl	Min
		FG	FGA	FT	FTA	FG	FGA	FT	FTA	Off							
04	TAYLOR, Travis	6-9	0-0	3-4	2	2	4	15	0	1	0	1	0	1	31		
20	MARTIN, Justin	5-7	1-3	2-3	2	3	5	4	13	3	1	0	1	40			
31	PHILMORE, Isaiah	4-9	0-1	3-4	6	4	10	2	11	2	2	0	1	38			
00	CHRISTON, Semaj	6-13	0-2	0-0	1	1	2	5	3	0	2	3	9	39			
11	DAVIS, Dee	9	2-7	0-0	0	2	2	6	3	3	0	1	1	37			
12	REDFORD, Brad	2-7	2-6	0-0	0	0	0	1	6	1	1	0	0	16			
21	ROBINSON, Jeff	0-1	0-1	1-2	2	3	5	2	1	0	0	0	1	14			
22	AMOS, Landon	0-0	0-0	0-0	0	0	0	1	0	0	0	0	0	3			
35	STENGER, Erik	0-0	0-0	1-2	0	1	2	0	0	0	0	0	0	7			
Totals		25-55	5-20	9-17	13	20	32	64	14	11	0	7	225				

FG % 1st Half: 14.26 53.8% 2nd half: 9.23 39.1% OT: 3.8 33.3% Game: 25-55 45.5% Double
3FG % 1st Half: 4.13 30.8% 2nd half: 0.4 0.0% OT: 1.3 33.3% Game: 2-20 25.0% Double
FT % 1st Half: 1.4 25.0% 2nd half: 3.6 50.0% OT: 5.7 71.4% Game: 9-17 52.9% 4

Officials: Jamie Luckie, Pat Adams, Roger Ayers
Technical fouls: Vanderbilt=None, Xavier=None
Attendance: 10011

Score by periods	1st		2nd		OT		Total
	1st	2nd	1st	2nd	1st	2nd	
Vanderbilt	27	27	12	12	6	6	68
Xavier	33	21	10	6	4	4	64

Last FG - VU: 01:01-10, XU: 01:00:56
Largest lead - VU: 4 at 0:11-10, XU by 13:28-17:08

Score by periods	1st		2nd		Total	
	1st	2nd	1st	2nd	1st	2nd
Alabama A&M	22	24	46	46	46	46
Vanderbilt	31	40	71	71	71	71

Last FG - AAMU: 2nd:05:33, VU: 2nd:01:24
Largest lead - AAMU: None, VU: 29:29-03:18

CINCINNATI - Xavier had no answer for Kyle Fuller at crunch time.

The Vanderbilt junior guard scored all of the Commodores' 12 overtime points on his way to a career-high 25 points as they outlasted Xavier for a 66-64 win on.

"It was a huge win for us," said Fuller, who scored 20 points in the second half to lead Vanderbilt back from a 13-point deficit. "We've been struggling. We're a young team and we have to learn how to win. It is a growing point for us."

Vanderbilt coach Kevin Stallings had mixed feelings about Fuller's overtime effort.

"I didn't realize that," Stallings said about Fuller's solo act. "That's awesome for him and almost embarrassing for the rest of us. Good for Kyle. He made some huge plays."

Fuller gave Vanderbilt (3-4) the lead for good at 61-60 on a leaner with 1:26 left in the game. He was fouled and missed the free throw, but he followed up by being fouled while scoring on a driving layup and making the free throw for a 64-60 lead with 1:10 left. His two free throws with 14.9 seconds left were the difference.

Sophomore guard Kedren Johnson scored 19 points and freshman guard Kevin Bright added 11 with 10 rebounds for Vanderbilt. The Musketeers knew the Commodores' strength was in their backcourt, coach Chris Mack said.

The Commodores won despite making just 13 of 25 free throws.

Travis Taylor scored 15 points to lead four Musketeers in double figures. Justin Martin added 13 and Stephon Christon finished with 12 for Xavier (6-2), which suffered its first loss in four home games. Xavier was almost as bad as Vanderbilt on free throws, making just 9 of 17.

Martin scored 10 points and Xavier shot 53.8 percent from the field (14 of 26) while leading by as many as eight points in the first half before settling for a 33-27 halftime lead.

Johnson, who went into the game leading the Commodores with an average of 16.7 points, scored 12 in the half and had four steals to help keep Vanderbilt in the game.

Game 8 • Dec. 15, 2012

Alabama A&M..... 46
at Vanderbilt..... 71
Nashville, Tenn. (Memorial Gym)

#	Player	Total			3-Pr			Rebounds			PF	TP	A	TO	Bk	Stl	Min
		FG	FGA	FT	FTA	FG	FGA	FT	FTA	Off							
00	BANKS, Justin	0-1	0-0	0-1	0	2	2	3	0	0	2	0	0	0	20		
30	TAB, Demarquette	4-8	0-0	2-4	3	4	7	4	10	1	3	0	2	32			
10	CRUTCHER, Jeremy	2-10	0-4	5-6	0	2	2	4	9	2	2	0	0	38			
12	HILL, Green	2-7	0-1	1-2	1	0	1	1	5	1	3	0	1	29			
40	ELLIS, Brandon	4-7	2-3	0-0	3	1	4	10	1	1	0	0	0	31			
01	LONG, Jose	1-3	0-2	0-0	1	5	6	0	2	1	1	0	0	15			
22	DAVIS, Tyler	1-3	1-0	0-0	1	1	1	3	0	1	0	0	0	18			
35	HOUSTON, Byron	0-0	0-0	0-0	0	0	0	0	0	0	0	0	0	4			
38	WEIST, Nicholas	1-7	1-4	4-4	2	1	2	1	7	1	0	0	1	13			
Totals		15-46	4-17	12-17	11	18	29	15	46	7	13	0	4	200			

FG % 1st Half: 9.25 36.0% 2nd half: 6.21 28.6% Game: 15-46 32.6% Double
3FG % 1st Half: 2.9 22.2% 2nd half: 2.8 25.0% Game: 4-17 23.5% Double
FT % 1st Half: 7.2 100.0% 2nd half: 10.15 66.7% Game: 12-17 70.6%

#	Player	Total			3-Pr			Rebounds			PF	TP	A	TO	Bk	Stl	Min
		FG	FGA	FT	FTA	FG	FGA	FT	FTA	Off							
00	ODOM, Rod	6-11	4-5	1-3	2	0	2	1	17	2	1	1	2	30			
40	HENDERSON, Josh	6-7	0-0	1-3	3	1	4	3	13	2	3	0	2	24			
00	JOHNSON, Kedren	5-12	3-6	6-8	0	4	4	3	19	3	1	0	2	33			
11	FULLER, Kyle	9	3-10	1-5	0-0	1	1	2	7	3	0	0	1	30			
15	BRIGHT, Kevin	2-4	1-2	0-0	2	6	8	1	5	3	0	0	0	31			
05	GENDIELMAN, Alex	0-1	0-1	0-0	0	0	0	0	0	0	0	0	0	2			
10	WATKINS, Nathan	0-0	0-0	0-0	0	1	1	0	0	0	2	0	0	1			
14	JOSEPHS, Carter	0-0	0-0	0-0	0	0	0	0	0	0	0	0	0	1			
20	ASTROTH, A.J.	1-1	0-0	0-0	0	1	1	0	2	1	0	0	0	7			
24	JETER, Shelton	2-2	1-1	0-1	2	4	6	3	5	1	1	1	0	16			
33	KEHRIS, Andre	0-0	0-0	0-0	0	1	1	1	0	0	0	0	0	1			
34	MOATS, Shelby	0-0	0-2	3-4	1	0	1	1	0	1	0	1	0	15			
35	SIKAM, James	1-1	0-0	1-2	0	2	2	3	1	0	0	0	0	9			
Totals		26-51	10-21	9-19	14	23	37	17	71	17	10	3	7	200			

FG % 1st Half: 12.29 41.4% 2nd half: 14.22 63.6% Game: 26-51 51.0% Double
3FG % 1st Half: 6.13 46.2% 2nd half: 4.8 60.0% Game: 10-21 47.6% Double
FT % 1st Half: 1.4 25.0% 2nd half: 8.15 53.3% Game: 9-19 47.4%

Officials: Doug Shows, Rick Hartzell, Don Daily
Technical fouls: Alabama A&M=None, Vanderbilt=None
Attendance: 9890

Score by periods	1st		2nd		Total	
	1st	2nd	1st	2nd	1st	2nd
Alabama A&M	22	24	46	46	46	46
Vanderbilt	31	40	71	71	71	71

Last FG - AAMU: 2nd:05:33, VU: 2nd:01:24
Largest lead - AAMU: None, VU: 29:29-03:18

Score by periods	1st		2nd		Total	
	1st	2nd	1st	2nd	1st	2nd
Cornell	24	31	55	55	55	55
Vanderbilt	36	30	66	66	66	66

Last FG - CU: 2nd:00:35, VU: 2nd:00:28
Largest lead - CU: 9:21-18:29, VU by 19:28-15:05

NASHVILLE - Playing for the first time in nine days, Vanderbilt struggled to pull away from Alabama A&M.

When the Commodores finally grabbed some breathing room, Kedren Johnson made sure it stayed that way, scoring 12 of his 19 points in the second half to lead Vanderbilt to a 71-46 victory.

The Commodores (4-4) played for the first time since an overtime victory at Xavier on Dec. 6. Johnson ensured consecutive wins for the first time this season. He accounted for 10 of 13 points early in the second half as a six-point lead quickly ballooned to a 16-point advantage.

"We were just trying to push the lead and not give them any hope," Johnson said. "We just had to extend the lead. After we smelled blood, we just had to go finish them."

Rod Odom added a career-high 17 points and made a career-high four 3-pointers. His second 3 of the night came with 7 seconds before halftime and gave Vanderbilt a 31-22 lead at the break.

The momentum spilled over into the second half, when the Commodores shot 63.6 percent (14 of 22). After an Alabama A&M 3-pointer cut the lead to six, Vanderbilt used a 16-6 run to pull away. Johnson began to attack the basket. He interspersed a jumper in among five free throws. His 3-pointer with 13:19 left gave the Commodores a commanding 47-31 lead. Center Josh Henderson also provided a spark, scoring 11 of his career-high 13 points in the second half.

Alabama A&M (2-6) sputtered offensively, especially after the break. The Bulldogs made just six shots in the second half and shot 32.6 percent (15 of 46) for the game. The 46 points were the fewest allowed by Vanderbilt this season.

Game 9 • Dec. 17, 2012

Cornell..... 55
at Vanderbilt..... 66
Nashville, Tenn. (Memorial Gym)

#	Player	Total			3-Pr			Rebounds			PF	TP	A	TO	Bk	Stl	Min
		FG	FGA	FT	FTA	FG	FGA	FT	FTA	Off							
32	MILLER, Shonn	4-10	0-3	5-5	3	12	15	3	13	1	0	2	1	36			
34	FIGUINI, Josh	1-3	1-2	0-0	1	0	1	1	3	1	1	0	0	14			
10	CRISLER, Nolan	1-6	0-3	0-0	1	1	2	1	2	0	0	1	0	17			
22	ASAFU-ADJEL, Miles	0-1	0-0	1-4	0	2	2	1	3	1	0	0	2	20			
30	GRAY, Johnathan	3-9	1-6	0-0	0	0	0	2	7	0	0	0	0	22			
01	CANIGER, Gatal	1-7	0-0	1-2	1	1	2	0	8	0	2	0	1	14			
12	SCSELF, Dominick	2-6	2-6	0-0	0	0	0	1	6	1	0	0	0	16			
13	PECK, Erick	0-6	0-4	2-2	0	3	3	1	2	0	0	0	0	18			
24	CHERRY, Devin	1-7	0-3	3-4	2	1	3	1	5	3	1	0	1	16			
33	TARWATER, Dwight	1-1	1-1														

Game 10 • Dec. 21, 2012

Vanderbilt..... 52
vs. MTSU..... 56
Nashville, Tenn. (Bridgestone Arena)

Vanderbilt 52 - 55

#	Player	Total		3-Pr		Rebounds		PF	TP	A	TO	Bk	Stl	Min	
		FG	FGA	FT	FTA	Off	Def								
00	ODOM, Rod	f	2-4	0-1	1-1	2	0	2	4	5	0	2	0	1	19
01	HENDERSON, Josh	c	1-5	0-0	0-0	0	2	2	3	2	1	0	1	24	
02	JOHNSON, Kedren	g	9-19	1-5	0-0	2	2	1	25	2	6	0	0	35	
11	FULLER, Kyle	g	3-7	0-2	2-5	0	2	2	4	8	0	0	0	33	
15	BRIGHT, Kevin	g	1-2	0-1	2-3	1	5	0	4	0	3	0	0	27	
21	JETER, Sheldon	g	1-1	1-1	0-0	0	2	2	0	3	0	1	0	4	
24	PARKER, Dai-Jon	g	0-2	0-1	0-0	1	1	2	1	0	1	0	0	22	
34	MOATS, Shelby	g	1-2	1-1	2-2	1	1	2	1	5	2	1	0	16	
35	SIKAKAM, James	g	0-0	0-0	0-0	1	0	1	3	0	1	2	0	20	
Team			18-42	3-12	13-19	7	18	25	17	52	8	18	2	200	

FG % 1st Half: 9.21 42.9% 2nd half: 9.21 42.9% Game: 18-42 42.9%
3FG % 1st Half: 3.8 37.5% 2nd half: 0.4 0.0% Game: 3-12 25.0%
FT % 1st Half: 10-13 76.9% 2nd half: 3-6 50.0% Game: 13-19 68.4%

Middle Tennessee 56 - 9-3

#	Player	Total		3-Pr		Rebounds		PF	TP	A	TO	Bk	Stl	Min
		FG	FGA	FT	FTA	Off	Def							
01	Hunter, Neiko	f	0-2	0-1	2-2	1	0	1	3	2	0	1	1	12
30	Sutton, JF	f	0-4	0-0	0-0	0	2	2	1	0	2	0	0	16
13	Massey, Bruce	g	7-10	1-1	2-3	1	4	5	2	17	3	1	0	25
14	Knight, Marcos	g	2-5	0-0	1-1	1	4	5	2	3	1	0	0	27
15	Cintron, Raymond	g	2-4	0-2	1-2	0	3	1	5	3	4	0	0	27
03	Gallman, James	g	0-1	0-1	0-0	0	0	0	0	0	0	0	0	10
05	Knight, Tweety	g	3-6	0-0	2-3	3	3	3	6	0	4	0	1	15
12	Jones, Shawn	g	3-8	0-0	2-3	6	3	9	2	8	0	4	1	22
21	Walker, Tom	g	1-2	0-0	0-1	0	0	0	2	0	0	0	0	3
22	Jones, Jason	g	0-1	0-0	0-0	0	1	1	1	0	0	0	0	8
24	Hammonds, Kerry	g	3-5	2-3	3-4	0	0	0	4	11	0	1	1	24
40	Rozier, Jacques	g	0-2	0-0	0-0	0	3	2	0	1	0	0	0	11
Team			21-48	3-8	11-16	14	20	34	22	56	10	20	3	200

FG % 1st Half: 10-22 45.5% 2nd half: 11-26 42.3% Game: 21-48 43.8%
3FG % 1st Half: 3-6 50.0% 2nd half: 0-2 0.0% Game: 3-8 37.5%
FT % 1st Half: 8-10 80.0% 2nd half: 3-6 50.0% Game: 11-16 68.8%

Officials: John Hampton, Ron Groover, Marc Ellard
Technical fouls: Vanderbilt None; Middle Tennessee-TEAM
Attendance: 800
Score by periods: 1st 2nd Total
Vanderbilt 31 21 52
Middle Tennessee 31 25 56
Points in the paint: 23 33 56
Fast break points: 12 12 24
Lead changes: 10 times
Last FG: BU 2nd 01:56, MT 2nd 00:31
Largest lead: VU 9:20-14:10, MT 7:16-14:34

Game 11 • Dec. 29, 2012

Butler..... 68
at Vanderbilt 49
Nashville, Tenn. (Memorial Gym)

Butler 68 - 10-2

#	Player	Total		3-Pr		Rebounds		PF	TP	A	TO	Bk	Stl	Min
		FG	FGA	FT	FTA	Off	Def							
21	JONES, Roosevelt	f	2-6	0-0	1-2	3	3	6	3	6	0	0	0	24
23	MARSHALL, Kyle	f	4-5	0-0	1-2	2	9	11	1	9	0	0	0	23
44	SMITH, Andrew	c	4-7	0-1	0-1	0	2	2	4	8	0	1	0	21
40	BARLOW, Alex	g	2-3	0-1	2-2	0	4	4	4	6	3	2	0	23
15	CLARKE, Rotnei	g	7-15	6-9	2-2	1	1	2	22	3	2	0	1	30
00	SMEATHERS, Andrew	g	0-0	0-0	0-0	0	0	0	0	0	0	0	0	1
02	MORGAN, Devonize	g	0-1	0-0	0-0	0	0	0	0	0	1	0	0	3
04	FROMM, Erik	g	0-0	0-0	1-2	1	2	2	1	0	0	0	0	13
11	ALDRIDGE, Jackson	g	0-1	0-0	0-0	0	0	0	0	0	0	0	0	3
22	KAMPEN, Elliott	g	0-0	0-0	0-0	0	0	0	0	0	0	0	0	1
24	DUNHAM, Kellen	g	4-8	2-5	2-2	1	2	2	12	2	1	0	0	26
30	KAMPEN, Emerson	g	0-0	0-0	0-0	0	0	0	0	0	0	0	0	1
31	WOODS, Cameron	g	1-2	0-1	2-2	2	7	9	1	4	4	1	0	20
33	STIGALL, Chase	g	0-3	0-3	0-0	1	1	2	0	2	1	0	1	11
Team			24-51	8-20	12-17	11	31	42	18	68	13	12	2	51

FG % 1st Half: 11-31 35.5% 2nd half: 13-20 65.0% Game: 24-51 47.1%
3FG % 1st Half: 2-12 16.7% 2nd half: 6-8 75.0% Game: 8-20 40.0%
FT % 1st Half: 1-3 33.3% 2nd half: 6-11 54.5% Game: 7-17 40.6%

Vanderbilt 49 - 5-6

#	Player	Total		3-Pr		Rebounds		PF	TP	A	TO	Bk	Stl	Min
		FG	FGA	FT	FTA	Off	Def							
00	ODOM, Rod	f	1-9	1-3	1-2	1	4	5	3	4	0	1	2	31
01	HENDERSON, Josh	c	2-4	0-0	1-2	1	0	1	3	5	2	0	1	24
02	JOHNSON, Kedren	g	3-10	1-3	2-5	0	2	2	2	9	4	2	0	31
11	FULLER, Kyle	g	4-9	1-3	1-3	2	0	2	2	10	0	0	0	26
15	BRIGHT, Kevin	g	1-4	1-3	0-2	0	2	2	1	3	0	0	0	28
20	ASTROTHY, A.J.	g	0-0	0-0	0-0	0	0	0	0	0	0	0	0	1
21	JETER, Sheldon	g	2-3	1-2	0-0	0	3	3	2	5	1	2	0	13
24	PARKER, Dai-Jon	g	2-5	1-2	0-0	2	2	2	1	5	0	0	0	21
34	MOATS, Shelby	g	2-5	1-1	3-5	3	5	4	8	0	2	0	0	16
35	SIKAKAM, James	g	0-2	0-0	0-0	1	1	2	0	0	2	0	0	9
Team			17-51	7-17	8-19	9	18	27	16	49	7	9	3	200

FG % 1st Half: 8-26 30.8% 2nd half: 9-25 36.0% Game: 17-51 33.3%
3FG % 1st Half: 3-8 37.5% 2nd half: 4-9 44.4% Game: 7-17 40.6%
FT % 1st Half: 3-8 37.5% 2nd half: 5-11 45.5% Game: 8-19 42.1%

Officials: Tony Greene, John Hampton, James Barker
Technical fouls: Butler None; Vanderbilt None
Attendance: 11990
Score by periods: 1st 2nd Total
Butler 25 43 68
Vanderbilt 22 27 49
Points in the paint: 11 13 24
Fast break points: 8 2 10
Lead changes: 9 times
Last FG: BU 2nd 07:07, VU 2nd 00:18
Largest lead: BU 9:20-23:04, VU by 5:16-15:39

Game 12 • Jan. 2, 2013

William & Mary 50
at Vanderbilt 64
Nashville, Tenn. (Memorial Gym)

William & Mary 50 - 7-5

#	Player	Total		3-Pr		Rebounds		PF	TP	A	TO	Bk	Stl	Min
		FG	FGA	FT	FTA	Off	Def							
22	Rusthoven, Tim	f	2-5	0-0	7-8	3	0	3	4	11	2	0	1	22
23	Gaillard, Kyle	f	2-4	0-1	1-2	0	10	10	4	5	1	2	0	23
03	Thornton, Marcus	g	5-16	1-6	3-3	1	2	3	0	14	2	5	0	36
14	Rum, Matt	g	4-10	2-6	0-0	0	2	2	1	10	2	1	0	30
12	Birt, Brandon	g	0-3	0-1	0-1	1	2	3	0	0	1	3	0	7
02	Boatner, Julian	g	1-1	1-1	0-0	1	1	2	0	1	1	3	0	0
13	Pastoff, Andrew	g	0-0	0-0	0-0	0	0	1	0	0	1	0	0	2
24	Heldring, Fred	g	0-2	0-1	0-0	0	1	1	0	0	0	0	0	1
25	Tarpey, Terry	g	1-4	1-2	2-2	3	1	4	1	5	2	1	1	18
31	Sheldon, Jason	g	1-2	0-0	0-0	1	3	4	2	0	1	1	1	15
Team			16-47	5-18	13-16	12	23	35	14	50	10	14	3	200

FG % 1st Half: 7-21 33.3% 2nd half: 9-26 34.6% Game: 16-47 34.0%
3FG % 1st Half: 3-10 30.0% 2nd half: 2-8 25.0% Game: 5-18 27.8%
FT % 1st Half: 4-4 100.0% 2nd half: 9-12 75.0% Game: 13-16 81.3%

Vanderbilt 64 - 6-6

#	Player	Total		3-Pr		Rebounds		PF	TP	A	TO	Bk	Stl	Min
		FG	FGA	FT	FTA	Off	Def							
00	ODOM, Rod	f	4-7	1-4	3-3	1	4	5	0	12	2	2	1	33
34	MOATS, Shelby	f	1-1	0-0	1-1	1	2	4	2	0	1	0	1	8
02	JOHNSON, Kedren	g	5-12	2-6	0-1	1	2	3	4	12	2	2	0	25
11	FULLER, Kyle	g	3-10	1-5	1-3	0	4	4	0	8	4	2	0	29
15	BRIGHT, Kevin	g	2-5	2-4	1-2	1	2	3	1	7	1	1	2	26
21	JETER, Sheldon	g	6-7	1-2	1-3	1	1	2	0	14	0	0	0	21
24	PARKER, Dai-Jon	g	1-5	1-3	1-2	1	2	3	0	4	2	3	2	27
35	SIKAKAM, James	g	0-0	0-0	0-0	1	0	1	0	0	0	0	0	2
40	HENDERSON, Josh	g	2-6	0-0	1-2	3	4	7	3	5	3	2	2	29
Team			24-53	8-24	8-16	12	21	33	12	64	14	12	10	7

FG % 1st Half: 11-26 42.3% 2nd half: 13-27 48.1% Game: 24-53 45.3%
3FG % 1st Half: 2-11 18.2% 2nd half: 6-13 46.2% Game: 8-24 33.3%
FT % 1st Half: 2-3 66.7% 2nd half: 6-13 46.2% Game: 8-16 50.0%

Officials: Anthony Jordan, John Cahill, Patrick Evans
Technical fouls: William & Mary-Thornton, Marcus, Vanderbilt-None
Attendance: 9965
Score by periods:

Game 13 • Jan. 10, 2013

Kentucky..... 58
at Vanderbilt..... 60
Nashville, Tenn. (Memorial Gym)

Kentucky 60 - 10-4, 1-0 SEC															
#	Player	Total			3-Pr			Rebounds			PF	TP	A TO Bk St	Min	
		FG	FGA	FT	FTA	FT-FTA	Off	Def	Total						
00	NOEL, Nerlens	f	6-8	0-0	1-2	2	5	7	3	13	0	3	3	2	34
15	CAULLEY-STEIN, Willie	f	3-5	0-0	1-3	2	6	8	1	7	4	0	4	2	30
22	POYTHRESS, Alex	f	2-3	0-1	0-4	0	6	5	7	1	4	1	0	0	23
10	GOODWIN, Archie	g	5-14	0-4	2-4	2	3	5	1	12	3	5	0	2	37
12	HARROW, Ryan	g	6-13	2-5	2-2	0	4	4	0	16	4	2	0	1	36
15	FULLSON, Jarrod	g	0-0	0-0	0-0	0	0	0	1	0	0	0	0	0	1
33	WILTJER, Kyle	g	1-5	0-2	0-0	1	0	1	3	0	1	0	0	0	14
34	MAYS, Julius	g	1-5	1-5	0-0	4	4	1	3	0	1	0	0	0	25
Team			2-0	0-0	0-0	2	0	2							
Totals			24-53	3-17	9-15	6	28	37	15	60	12	16	8	7	200
FG % 1st Half: 15.2%		2nd half: 33.3%		Game: 24.53%		3FG % 1st Half: 1.8%		2nd half: 12.5%		Game: 3.17%		Debut		Rebounds	
FT % 1st Half: 4.7%		2nd half: 62.0%		Game: 9.15%		4									

Vanderbilt 58 - 6-7, 0-1 SEC															
#	Player	Total			3-Pr			Rebounds			PF	TP	A TO Bk St	Min	
		FG	FGA	FT	FTA	FT-FTA	Off	Def	Total						
00	ODOM, Rod	f	3-16	2-9	4-7	3	1	4	3	12	0	4	0	0	36
40	HENDERSON, Josh	c	0-5	0-0	0-0	0	2	2	1	0	1	2	1	1	13
02	JOHNSON, Kedren	g	8-19	2-9	0-1	0	2	2	2	18	6	4	0	4	37
11	FULLER, Kyle	g	3-7	1-1	0-0	1	2	3	0	7	0	2	0	1	23
15	BRIGHT, Kevin	g	0-4	0-3	0-0	4	3	7	0	0	0	0	0	0	18
21	JETER, Sheldon	g	2-6	0-2	0-0	1	4	5	2	4	0	0	0	1	23
24	PARKER, Dai-Jon	g	3-8	2-5	0-0	1	3	4	1	1	1	0	1	0	23
34	MCATS, Shelby	g	4-7	1-1	0-0	5	5	10	3	9	1	0	0	0	27
Team			2-0	0-0	0-0	5	0	5							
Totals			23-70	8-30	4-8	20	22	42	14	58	9	13	2	7	200
FG % 1st Half: 10.3%		2nd half: 38.2%		Game: 23.70%		3FG % 1st Half: 3.1%		2nd half: 35.3%		Game: 4.8%		Debut		Rebounds	
FT % 1st Half: 2.2%		2nd half: 100.0%		Game: 2.6%		4.8%									

Officials: Tony Greene, Ed Corbett, Mike Roberts
Technical fouls: Kentucky-None, Vanderbilt-None
Attendance: 14315

Scores by periods			
1st	2nd	3rd	Total
Kentucky	35	25	60
Vanderbilt	24	34	58

NASHVILLE - To the Kentucky Wildcats, there's no doubt that Nerlens Noel's jumper left his hand before the shot clock buzzer sounded, and they couldn't be happier.

Vanderbilt coach Kevin Stallings disagrees. That bucket allowed Kentucky to escape with a 60-58 win over Vanderbilt in the Southeastern Conference opener for both teams after blowing a 16-point lead.

"We're lucky to win the game," Kentucky coach John Calipari said.

Kyle Wiltjer's jumper with 1:57 left put Kentucky ahead to stay, but the Wildcats (10-4) also seemed to get a bit of help from officials by counting Noel's jumper with 17.3 seconds left that went in after the shot clock buzzer went off. Stallings took a timeout to plead his case, even patting his head as he talked to officials to signal shot clock violation.

But officials didn't review the play. "They said it was not reviewable," Stallings said. "That's what they told me. It's not reviewable. The officials got together and said it's not reviewable. I don't really want to spend this press conference talking about a call that wasn't made. Obviously by my reaction, you could tell what I thought."

Kedren Johnson said he was right there and felt the ball still was in Noel's hands when the buzzer went off. Johnson made a 3 with 7.6 seconds left to pull Vandy within 60-58, and Kyle Fuller stole the inbound pass with 6.7 seconds to go giving the Commodores a last chance. Johnson's 3 hit the back rim just before the buzzer as the rally fell short for Vanderbilt (6-7).

"I knew it was a little bit too much to the right after I let it go," Johnson said. "Sometimes those still have a chance. Unfortunately, that one didn't go in for me."

Ryan Harrow led Kentucky with 16 points, Noel had 13 and Archie Goodwin 12.

"Even though it was an ugly win, at least we came out with the win," Harrow said.

Johnson finished with a game-high 18 points, and Rod Odom added 12 as Vanderbilt outrebounded Kentucky 42-37.

Game 14 • Jan. 12, 2013

Vanderbilt..... 33
at Arkansas..... 56
Fayetteville, Ark. (Bud Walton Arena)

Vanderbilt 33 - 6-8 (0-2 SEC)															
#	Player	Total			3-Pr			Rebounds			PF	TP	A TO Bk St	Min	
		FG	FGA	FT	FTA	FT-FTA	Off	Def	Total						
00	ODOM, Rod	f	2-6	1-3	0-0	3	1	4	1	5	0	2	0	1	24
40	HENDERSON, Josh	c	1-3	0-0	0-0	0	3	3	1	2	1	4	1	0	12
02	JOHNSON, Kedren	g	0-3	0-2	3-4	0	2	2	2	3	2	5	0	0	26
11	FULLER, Kyle	g	1-8	0-4	2-2	0	0	0	1	4	1	3	0	2	25
15	BRIGHT, Kevin	g	2-3	0-0	0-0	0	2	2	1	4	0	2	0	0	21
20	ASTROYH, A.J.	g	0-3	0-2	0-0	1	3	4	2	0	1	2	0	0	14
21	JETER, Sheldon	g	2-6	0-0	4-5	1	3	4	0	8	0	1	0	1	17
24	PARKER, Dai-Jon	g	0-3	0-3	0-0	0	1	1	0	0	2	4	0	0	18
34	MCATS, Shelby	g	1-1	1-1	0-0	1	0	1	0	3	0	0	0	2	24
36	SIKAM, James	g	1-4	0-0	2-6	2	7	4	0	4	0	2	0	1	19
Team			1	0	1	0	1	1							
Totals			10-40	2-15	11-17	9	20	29	12	33	7	26	2	6	200
FG % 1st Half: 3.1%		2nd half: 7.2%		Game: 20.0%		3FG % 1st Half: 1.7%		2nd half: 19.8%		Game: 2.1%		Debut		Rebounds	
FT % 1st Half: 4.6%		2nd half: 63.6%		Game: 11-17%		64.7%									

Arkansas 56 - 10-5, (1-1 SEC)															
#	Player	Total			3-Pr			Rebounds			PF	TP	A TO Bk St	Min	
		FG	FGA	FT	FTA	FT-FTA	Off	Def	Total						
21	McKELSON, Hunter	f	2-3	0-1	2-2	0	2	2	1	6	1	0	3	1	23
33	POWELL, Marshawn	f	8-9	1-1	0-0	2	4	6	3	17	1	2	6	30	
03	SCOTT, Ricky	g	0-1	0-0	0-0	0	3	3	1	0	4	0	1	16	
6	YOUNG, BJ	g	6-13	0-4	2-2	0	3	3	2	14	3	1	0	22	
12	GILLIE, Fred	g	1-2	0-0	0-0	4	4	2	2	0	1	0	1	20	
00	MADDEN, Rashad	g	1-1	0-0	0-0	0	1	1	3	2	0	2	0	15	
04	WADE, Mardarius	g	1-4	1-2	0-0	0	0	0	0	3	1	1	0	12	
04	CLARKE, Coty	g	1-5	0-0	1-2	1	2	2	0	0	0	1	0	12	
06	BELL, Antlion	g	0-5	0-5	0-0	0	0	0	0	0	0	0	0	11	
20	HAYAK, Kiko	g	1-4	1-3	0-0	0	4	4	1	3	2	0	0	19	
22	WILLIAMS, Jacorey	g	0-1	0-1	2-2	2	2	1	2	1	1	0	0	9	
23	WAGNER, DeQuavious	g	0-1	0-1	0-0	0	0	0	0	0	1	0	0	2	
24	QUALLS, Michael	g	1-1	0-0	2-2	2	1	3	0	4	2	0	0	9	
Team			1	1	1	2									
Totals			22-52	3-18	9-10	8	24	32	16	56	9	16	5	14	200
FG % 1st Half: 10.2%		2nd half: 48.2%		Game: 22.52%		3FG % 1st Half: 1.7%		2nd half: 21.1%		Game: 3.18%		Debut		Rebounds	
FT % 1st Half: 0.0%		2nd half: 91.0%		Game: 9.10%		50.0%									

Officials: Anthony Jordan, Brian Shey, Lamar Simpson
Technical fouls: Vanderbilt-None, Arkansas-None
Attendance: 14315

Scores by periods			
1st	2nd	3rd	Total
Vanderbilt	11	22	33
Arkansas	21	35	56

FAYETTEVILLE, Ark. - Arkansas' Marshawn Powell stayed up until 6:30 a.m. the day after his scoreless effort in a loss Wednesday at Texas A&M, watching old games and noticing his tendency to play well after starting quickly.

Powell put his studies to good use on Saturday, scoring 17 points as the Razorbacks pulled away for a 56-33 win over Vanderbilt.

The junior scored the first eight points for Arkansas (10-5, 1-1 Southeastern Conference), which bounced back from a season-worst 51-point effort in the 18-point loss to the Aggies. Powell also added 6 rebounds and 6 steals to help ease the sting of Wednesday's disappointment.

While Powell regained his scoring touch on Saturday, the Commodores (6-8, 0-2) narrowly avoided setting the school mark for scoring futility.

Sheldon Jeter had 8 points to lead Vanderbilt, which matched its season low for points and committed a season-worst 26 turnovers, leading to 23 points for the Razorbacks.

The Commodores started slowly, hitting one of their first 13 shots, and never fully recovered. They were 3 of 15 from the field in the first half and trailed 21-11 at halftime -- after closing with a relative offensive flurry (5 points) in the closing minute and a half.

Vanderbilt finished 10 of 40 (25 percent) from the field, including a 2 of 15 effort from the 3-point line, and has now lost four of its last five games. The Commodores, who entered the game next-to-last in the SEC in scoring at 59.5 points per game, also scored 33 points in a loss to Marist earlier this season.

Game 15 • Jan. 15, 2013

Ole Miss..... 89
at Vanderbilt (OT)..... 79
Nashville, Tenn. (Memorial Gym)

Ole Miss 89 - 14-2, 3-0 SEC															
#	Player	Total			3-Pr			Rebounds			PF	TP	A TO Bk St	Min	
		FG	FGA	FT	FTA	FT-FTA	Off	Def	Total						
23	Buckner, Reginald	f	6-9	0-0	2-2	5	6	11	3	14	2	1	3	33	
31	Holloway, Murphy	f	4-8	0-0	4-7	4	4	8	4	4	2	3	4	31	
10	White, LaBryan	g	4-5	1-1	0-1	1	1	2	1	2	1	0	0	22	
22	Henderson, Marshall	g	7-17	4-11	8-10	1	3	4	0	26	0	2	0	1	48
23	Summers, Jarvis	g	5-10	0-2	4-5	0	5	5	3	14	3	1	0	1	34
11	Perez, Anthony	g	0-0	0-0	0-0	1	0	1	0	0	0	0	0	1	4
03	Millingham, Derrick	g	2-5	0-1	0-0	1	1	2	4	0	0	0	0	1	11
13	Perez, Anthony	g	1-1	1-1	0-0	0	2	2	3	0	0	0	0	0	7
20	Williams, Nick	g	3-7	0-2	0-0	0	0	0	6	0	1	0	0	16	
34	Jones, Aaron	g	0-0	0-0	1-2	1	2	3	2	1	0	0	1	1	19
Team			0	0	0	2	2								
Totals			32-62	6-18	19-27	12	26	38	16	89	9	10	4	6	225
FG % 1st Half: 15.2%		2nd half: 58.6%		Game: 15.2%		3FG % 1st Half: 3.1%		2nd half: 48.3%		Game: 3.6%		Debut		Rebounds	
FT % 1st Half: 7.9%		2nd half: 77.8%		Game: 7.11%		53.8%									

Game 16 • Jan. 19, 2013

Vanderbilt 58
vs. South Carolina 51
Columbia, S.C. (Colonial Life Arena)

Vanderbilt 58 - 79, 1-3 SEC

#	Player	Total	3-Pr	Rebounds	PF	TP	A	TO	Bk	Stl	Min		
		FG-FGA	FG-FGA	Off Def Tot	Off Def Tot	Off Def Tot	A	TO	Bk	Stl	Min		
00	ODOM, Rod	1-2	1-2	3-4	1	3	4	8	1	1	0	30	
21	JETER, Sheldon	1-4	0-1	2-5	2	4	6	3	8	1	1	23	
34	MOATS, Shelby	1-2	0-1	2-2	0	0	0	0	3	1	2	14	
02	JOHNSON, Kedren	0-5	0-3	3-4	1	7	8	4	3	4	1	23	
24	PARKER, Dai-Jon	2-7	1-2	6-7	0	5	3	11	3	5	0	31	
11	FULLER, Kyle	3-5	2-2	4-8	0	5	0	12	2	2	0	28	
15	BRIGHT, Kevin	3-4	2-3	0-1	1	6	7	2	8	3	1	30	
40	HENDERSON, Josh	2-6	0-0	1-2	1	2	3	2	5	0	2	21	
Team		0	2	2									
Totals		16-37	6-13	20-33	6	34	40	21	58	15	18	2	200

FG % 1st Half: 9-19 47.4% 2nd half: 7-18 38.9% Game: 16-37 43.2%
3FG % 1st Half: 3-7 42.9% 2nd half: 3-5 60.0% Game: 6-13 46.2%
FT % 1st Half: 3-6 50.0% 2nd half: 17-27 63.0% Game: 20-33 60.6%

South Carolina 51 - 116, 1-3 SEC

#	Player	Total	3-Pr	Rebounds	PF	TP	A	TO	Bk	Stl	Min		
		FG-FGA	FG-FGA	Off Def Tot	Off Def Tot	Off Def Tot	A	TO	Bk	Stl	Min		
14	CHATEAUVIEUX, L.	0-2	0-1	2-2	0	2	2	0	0	0	7		
24	CARRERA, Michael	3-9	0-1	2-3	2	7	9	4	8	0	2	1	
34	JACKSON, Lakeem	2-6	0-0	2-5	5	10	3	6	1	0	0	33	
05	SMITH, Eric	0-2	0-2	3-3	0	1	1	5	0	0	0	28	
23	ELLINGTON, Bruce	2-13	0-5	3-4	1	3	4	7	2	1	0	34	
01	WILLIAMS, Brenton	3-10	0-7	7-8	0	2	3	16	2	1	0	25	
02	RICHARDSON, Brian	3-8	1-4	0-1	3	0	3	2	7	1	1	20	
28	KACINAS, Mindaugas	0-1	0-0	0-0	0	1	1	0	0	0	0	4	
32	LEONARD, Damien	0-2	0-1	0-0	0	0	0	0	0	0	0	6	
33	SLAWSON, RJ	0-3	0-1	0-1	0	0	2	3	0	1	2	16	
Team		0	0	1									
Totals		14-59	4-21	19-25	12	21	33	24	51	7	7	2	90

FG % 1st Half: 5-29 17.2% 2nd half: 9-30 30.0% Game: 14-59 23.7%
3FG % 1st Half: 2-10 20.0% 2nd half: 2-11 18.2% Game: 4-21 19.0%
FT % 1st Half: 7-8 87.5% 2nd half: 12-17 70.6% Game: 19-25 76.0%

Score by periods	1st	2nd	Total
Vanderbilt	24	34	58
South Carolina	19	32	51

Technical fouls: Vanderbilt-None; South Carolina-None
Attendance: 1175

Game 17 • Jan. 23, 2013

Auburn 61
at Vanderbilt 73
Nashville, Tenn. (Memorial Gym)

Auburn 61 - 81, 2-3 SEC

#	Player	Total	3-Pr	Rebounds	PF	TP	A	TO	Bk	Stl	Min		
		FG-FGA	FG-FGA	Off Def Tot	Off Def Tot	Off Def Tot	A	TO	Bk	Stl	Min		
02	Payne,Allen	1-1	0-0	1-1	0	5	5	2	3	2	2	33	
41	Chubb,Rob	2-10	0-0	2-2	2	6	8	3	14	1	3	1	
05	Johnson,Shaquille	6-10	1-3	0-0	2	3	5	3	5	4	1	1	
11	Wallace,Josh	1-5	1-2	2-2	0	0	0	4	5	2	2	0	
23	Sullivan,Frankie	5-12	2-7	2-2	1	3	4	14	1	2	1	28	
00	Dixon-Tatum,Asaiah	1-2	0-0	0-0	0	3	3	2	2	0	2	10	
03	Denson,Chris	0-4	0-3	1-1	3	1	1	2	0	0	18		
10	Price,Jordan	1-2	1-2	0-0	0	0	0	0	3	0	0	0	
24	Greene Jr, Brian	4-6	3-4	0-0	0	0	0	2	11	1	0	8	
25	Granger,Jordan	0-1	0-0	0-0	0	0	0	1	0	1	0	0	
32	Johnson,Noel	1-4	1-3	0-0	0	0	0	2	3	1	0	1	
Team		0	0	1									
Totals		22-53	9-24	8-9	6	23	29	26	61	13	15	4	200

FG % 1st Half: 11-22 50.0% 2nd half: 11-31 35.5% Game: 22-53 41.5%
3FG % 1st Half: 4-7 57.1% 2nd half: 5-17 29.4% Game: 9-24 37.5%
FT % 1st Half: 1-2 50.0% 2nd half: 7-7 100.0% Game: 8-9 88.9%

Vanderbilt 73 - 8-9, 2-3 SEC

#	Player	Total	3-Pr	Rebounds	PF	TP	A	TO	Bk	Stl	Min		
		FG-FGA	FG-FGA	Off Def Tot	Off Def Tot	Off Def Tot	A	TO	Bk	Stl	Min		
00	ODOM, Rod	1-8	0-3	6-6	5	1	6	0	8	0	2	0	
21	JETER, Sheldon	4-8	2-4	0-0	0	3	3	2	10	1	0	1	
34	MOATS, Shelby	2-3	0-0	0-1	2	1	3	3	4	0	2	0	
02	JOHNSON, Kedren	3-9	1-3	8-10	0	7	7	1	15	4	2	1	
24	PARKER, Dai-Jon	1-3	0-1	4-5	0	2	2	4	4	1	0	21	
11	FULLER, Kyle	3-7	2-6	6-7	0	5	5	0	14	3	0	0	
15	BRIGHT, Kevin	4-7	4-7	0-0	0	3	3	2	12	1	1	33	
40	HENDERSON, Josh	2-4	0-0	1-2	2	2	2	4	1	3	1	18	
Team		0	0	2									
Totals		20-49	9-24	24-30	11	26	37	14	73	14	13	2	4

FG % 1st Half: 10-28 35.7% 2nd half: 10-21 47.6% Game: 20-49 40.8%
3FG % 1st Half: 4-14 28.6% 2nd half: 5-10 50.0% Game: 9-24 37.5%
FT % 1st Half: 10-12 83.3% 2nd half: 14-18 77.8% Game: 24-30 80.0%

Score by periods	1st	2nd	Total
Auburn	27	34	61
Vanderbilt	34	39	73

Technical fouls: Auburn-None; Vanderbilt-None
Attendance: 9961

Game 18 • Jan. 26, 2013

Vanderbilt 59
at Missouri 81
Columbia, Mo. (Mizzou Arena)

Vanderbilt 59 - 81, 2-4

#	Player	Total	3-Pr	Rebounds	PF	TP	A	TO	Bk	Stl	Min	
		FG-FGA	FG-FGA	Off Def Tot	Off Def Tot	Off Def Tot	A	TO	Bk	Stl	Min	
00	ODOM, Rod	6-12	3-5	2-2	1	2	3	1	17	2	2	1
21	JETER, Sheldon	2-4	0-1	1-1	1	2	3	4	0	1	0	3
34	MOATS, Shelby	1-1	0-0	0-0	0	1	1	2	0	1	0	0
02	JOHNSON, Kedren	5-11	1-5	0-0	0	2	2	0	11	3	1	0
24	PARKER, Dai-Jon	3-7	2-5	0-2	0	2	2	1	8	3	1	0
11	FULLER, Kyle	0-3	0-1	0-0	0	0	0	0	0	1	1	0
15	BRIGHT, Kevin	3-9	2-7	0-0	1	1	2	0	8	2	1	0
20	ASTROTH, A.J.	1-1	0-0	0-0	0	0	0	2	1	0	0	1
35	SAKAMI, James	3-6	0-0	1-3	2	2	4	0	3	7	1	1
40	HENDERSON, Josh	0-0	0-0	0-2	0	0	2	0	0	0	0	0
Team		0	0	1								
Totals		24-54	8-24	3-10	5	13	18	11	59	13	10	2

FG % 1st Half: 9-24 37.5% 2nd half: 15-30 50.0% Game: 24-54 44.4%
3FG % 1st Half: 2-9 22.2% 2nd half: 6-15 40.0% Game: 8-24 33.3%
FT % 1st Half: 0-4 0.0% 2nd half: 3-6 50.0% Game: 3-10 30.0%

Missouri 81 - 15-4, 4-2

#	Player	Total	3-Pr	Rebounds	PF	TP	A	TO	Bk	Stl	Min	
		FG-FGA	FG-FGA	Off Def Tot	Off Def Tot	Off Def Tot	A	TO	Bk	Stl	Min	
03	Orsiwell, Tony	1-3	0-0	2-2	3	4	4	4	1	0	1	
42	Oniakh, Alex	7-9	0-0	4-5	6	6	12	1	18	0	1	
01	Pressley, Phil	4-9	2-4	2-2	2	2	2	1	12	6	2	
06	Beik, Keon	4-8	1-1	3-4	1	3	4	2	12	0	3	
32	Brown, Jabari	8-12	4-8	1-1	0	3	3	1	21	0	5	
14	Webster-Chan, Negus	1-1	1-1	0-0	0	2	2	0	3	3	0	
13	Ross, Earnest	3-8	3-6	0-0	1	6	7	3	8	2	1	
35	Jankovic, Stefan	0-1	0-1	0-0	2	2	4	0	0	1	0	
44	Rosburg, Ryan	0-0	0-0	2-2	0	3	3	0	2	0	0	
Team		0	0	1								
Totals		28-51	11-21	14-16	11	29	40	16	81	15	14	3

FG % 1st Half: 17-31 54.8% 2nd half: 11-20 55.0% Game: 28-51 54.9%
3FG % 1st Half: 8-15 53.3% 2nd half: 3-6 50.0% Game: 11-21 52.4%
FT % 1st Half: 7-7 100.0% 2nd half: 7-9 77.8% Game: 14-16 87.5%

Score by periods	1st	2nd	Total
Vanderbilt	20	39	59
Missouri	49	32	81

Technical fouls: Vanderbilt-None; Missouri-None
Attendance: 1901

COLUMBIA - Vanderbilt coach Kevin Stallings thinks his young team may be growing up.

The Commodores held on despite squandering nearly all of a 10-point lead in the second half to win their first Southeastern Conference game of the season, 58-51 over South Carolina.

Kyle Fuller scored 12 points and Dai-Jon Parker 11 for Vanderbilt (7-9, 1-3 SEC), which has had its share of problems finishing games this season. Middle Tennessee used a 16-3 run at the end to pull out a 56-52 win over the Commodores on Dec. 21. They wiped out a 16-point lead against Kentucky on Jan. 10 before losing 60-58. And this past Tuesday, Mississippi got a 3-pointer at the buzzer to force overtime before pulling away for an 89-79 victory.

Things were slipping away for Vanderbilt once again at the Colonial Life Arena. This time, though, the Commodores called on some tough defense and solid foul shooting to earn their fourth straight victory over South Carolina.

The Commodores (7-9, 1-3) led 45-35 with 8:35 to go after a free throw by Shelby Moats. South Carolina (11-6, 1-3) used a 14-6 run over the next six minutes to get within a basket at 51-49, but the Gamecocks got no closer.

Vanderbilt went 0-for-6 from the field in the last 6:27 but made seven foul shots down the stretch to keep in front. The Commodores' leading scorer coming in, Kedren Johnson, was held to three points, 12 fewer than his average, on 0-of-6 shooting.

"This is a shot in the arm for us," Stallings said. Brenton Williams had 16 points to lead South Carolina. Williams missed a 3-pointer with 1:41 left that would've given the Gamecocks a lead when they trailed 51-49.

Williams said teammate Bruce Ellington found him for an open 3 in the corner. "Unfortunately, I wasn't able to make the shot," Williams said.

Rod Odom extended the Commodores' lead with a pair of foul shots moments later. Fuller made 1 of 2 from the line, as did Sheldon Jeter. Fuller added one more foul shot for a 56-49 lead with 36 seconds left.

After Brian Richardson scored the Gamecocks' final points on breakaway dunk, Johnson and Fuller each made one more foul shot to put the game away.

NASHVILLE - Kedren Johnson scored 15 points to lead Vanderbilt over Auburn 73-61.

Four players scored in double figures to help the Commodores (8-9, 2-3 Southeastern Conference) win consecutive games for the first time in more than a month.

The Tigers (8-10, 2-3) cut the deficit to five points twice in the second half before Vanderbilt used the long ball to sprint away. Kyle Fuller, Sheldon Jeter and Kevin Bright each drained 3-pointers during a 13-3 run.



Game 19 • Jan. 29, 2013

Vanderbilt 57
at Tennessee 58
Knoxville, Tenn. (Thompson-Boling Arena)

#	Player	Total		3-Pr		Rebounds		PF	TP	A	TO	Bk	Stl	Min	
		FG	FGA	FG	FGA	Off	Def								Total
00	ODOM, Rod	1	3	0	2	0	0	1	1	2	1	2	1	0	32
35	SIKAM, James	1	2	0	2	1	2	1	4	0	1	0	0	13	
02	JOHNSON, Kedren	1	13	0	2	0	1	3	14	1	2	0	0	23	
15	BRIGHT, Kevin	1	4	1	0	0	2	4	6	2	3	1	1	32	
24	PARKER, Dai-Jon	1	3	0	1	0	1	3	7	2	2	0	0	22	
11	FULLER, Kyle	1	2	1	1	0	4	3	6	2	1	0	0	31	
21	JETER, Sheldon	3	4	2	0	0	1	6	7	1	8	0	1	20	
34	MOATS, Shelby	0	1	0	0	0	1	0	1	0	0	0	0	1	
40	HENDERSON, Josh	6	10	0	0	1	2	1	3	2	13	1	0	26	
Team															
Totals		21	49	4	11	11	14	8	23	31	16	57	8	10	3

FG % 1st Half: 9.22 40.0% 2nd Half: 12.27 80.0% Game: 21-50 42.0% Deadball Rebounds: 2
3FG % 1st Half: 2.7 28.6% 2nd Half: 2.4 50.0% Game: 4-11 36.4%
FT % 1st Half: 3.3 100.0% 2nd Half: 8-11 72.7% Game: 11-14 78.6%

Tennessee 58 • 11-8, 3-4 SEC

#	Player	Total		3-Pr		Rebounds		PF	TP	A	TO	Bk	Stl	Min	
		FG	FGA	FG	FGA	Off	Def								Total
02	Stokes, Jarnell	1	8	1	2	0	3	4	11	3	19	3	2	3	31
20	Hall, Kenny	1	2	0	0	1	2	2	5	1	3	1	0	21	
01	Richardson, Josh	1	2	0	0	2	2	1	9	10	3	6	0	1	31
34	Moore-Armani	1	2	0	0	0	1	0	1	0	4	0	0	14	
02	McRae, Jordan	1	2	0	0	2	2	1	7	0	3	1	0	37	
00	Makajula, Yemi	0	0	0	0	0	0	0	0	0	0	0	0	2	
01	Riesse, Derek	2	4	0	0	1	1	0	4	2	0	0	0	20	
11	Golden, Trae	0	3	0	0	1	1	0	3	1	0	0	0	11	
13	McBee, Skylar	3	7	3	5	1	2	0	1	1	10	0	0	23	
24	Lopez, Brandon	0	0	0	0	0	1	1	2	1	0	3	0	10	
Team															
Totals		21	50	3	10	13	19	12	23	12	58	10	7	3	

FG % 1st Half: 10.24 41.7% 2nd Half: 11.26 42.3% Game: 21-50 42.0% Deadball Rebounds: 0
3FG % 1st Half: 2.6 28.6% 2nd Half: 2.4 50.0% Game: 4-11 36.4%
FT % 1st Half: 5.8 62.5% 2nd Half: 8-11 72.7% Game: 13-19 68.4%

Officials: Tony Greene, John Cahill, Ted Valentine
Technical fouls: Vanderbilt None, Tennessee None.
Attendance: 10391

Score by periods	1st	2nd	Total	Points	In	Off	2nd	Fast	Bench
Vanderbilt	23	34	57						
Tennessee	27	31	58						

Last FG - VU 2nd-07:29, UT 2nd-04:14
Largest lead - VU by 1 1st-02:36, UT by 1 1st-10:32
Score tied - 2 times
Last changed - 2 times

KNOXVILLE - Jarnell Stokes scored 19 points and pulled down 11 rebounds as Tennessee defeated Vanderbilt 58-57 for its second consecutive one-point victory.

Vanderbilt guard Kedren Johnson had a chance to win the game for Vanderbilt as he drove to the basket in the closing seconds, but his shot went off the backboard and rolled off the front end of the rim. Kevin Bright grabbed the offensive board but missed the potential game-winner.

Skylar McBee added 10 points for Tennessee (11-8, 3-4 Southeastern Conference). Johnson led Vanderbilt (8-11, 2-5) with 14 points, all in the second half. Vanderbilt's Josh Henderson matched a career high with 13 points.

Stokes spent the first five minutes of the game abusing a Vanderbilt team with the SEC's worst rebound margin. Stokes, who was coming off an 18-rebound performance against Alabama, controlled both ends of the floor as the Vols took an early 12-0 lead.

Vanderbilt didn't make a basket in the first eight minutes of action and eventually fell behind 19-5, but the Commodores wouldn't disappear. They gradually chipped away at the lead and finally slowed down Stokes when Henderson came off the bench to guard him.

Vanderbilt went on an 18-3 run and turned a 19-5 deficit into a 23-22 lead on Kyle Fuller's three-point play with 2:36 left in the half. Tennessee regained the lead 34 seconds later on a Stokes putback and led 27-23 at halftime.

Johnson, who had been leading Vanderbilt with 14.9 points per game this season, played just six minutes and didn't score in the first half after picking up two early fouls. But he came up big in the second half and sparked an 11-0 run that culminated with a Sheldon Jeter 3-pointer that tied the score at 52 with six minutes left.

Stokes put Tennessee back ahead for good by converting a three-point play with 4:14 after receiving a pass from walk-on guard Brandon Lopez, who hadn't played at all in the Vols' last five games.

Game 20 • Feb. 2, 2013

Alabama..... 58
at Vanderbilt 54
Nashville, Tenn. (Memorial Gym)

#	Player	Total		3-Pr		Rebounds		PF	TP	A	TO	Bk	Stl	Min	
		FG	FGA	FG	FGA	Off	Def								Total
14	Gueye, Moussa	1	3	0	0	1	3	4	1	2	0	1	1	23	
05	Lacey, Trevor	4	10	3	4	6	8	0	4	4	2	17	2	3	0
12	Releford, Trevor	1	7	0	1	0	0	0	0	0	3	4	2	1	0
20	Randolph, Levi	1	2	0	1	2	2	1	3	4	3	6	0	0	29
21	Cooper, Rodney	1	4	1	5	2	4	3	7	1	11	2	0	0	36
15	Jacobs, Nick	2	5	0	0	1	1	1	1	1	5	0	2	2	0
22	Steele, Andrew	5	7	3	4	0	1	0	2	2	3	12	1	1	0
24	Pollard, Devonta	0	1	0	0	0	0	0	0	0	0	1	1	0	9
32	Obasohan, Retin	0	1	0	1	0	0	0	0	0	0	0	0	0	3
Team															
Totals		19	50	7	16	13	18	10	17	27	15	58	8	9	3

FG % 1st Half: 8-25 32.0% 2nd Half: 11-25 44.0% Game: 19-50 38.0% Deadball Rebounds: 1
3FG % 1st Half: 4-10 40.0% 2nd Half: 3-6 50.0% Game: 7-16 43.8%
FT % 1st Half: 3-4 75.0% 2nd Half: 10-14 71.4% Game: 13-18 72.2%

Vanderbilt 54 • 8-12, 2-6 SEC

#	Player	Total		3-Pr		Rebounds		PF	TP	A	TO	Bk	Stl	Min	
		FG	FGA	FG	FGA	Off	Def								Total
21	JETER, Sheldon	1	4	1	3	0	0	1	4	5	1	3	0	1	18
40	HENDERSON, Josh	3	6	0	0	0	1	0	4	4	6	1	4	2	32
02	JOHNSON, Kedren	1	5	2	3	3	4	1	6	7	2	15	3	5	2
15	BRIGHT, Kevin	1	4	1	3	2	2	0	3	3	0	5	3	1	0
24	PARKER, Dai-Jon	1	2	0	0	0	0	0	0	0	0	0	0	0	
00	ODOM, Rod	3	5	1	2	1	2	4	6	0	8	0	0	0	31
11	FULLER, Kyle	4	7	3	4	2	3	0	1	1	13	0	3	0	20
35	SIKAM, James	2	2	0	0	0	0	0	1	4	0	1	0	8	
Team															
Totals		19	39	8	15	8	12	6	25	31	12	54	10	17	8

FG % 1st Half: 11-19 57.9% 2nd Half: 8-20 40.0% Game: 19-39 48.7% Deadball Rebounds: 1
3FG % 1st Half: 5-7 71.4% 2nd Half: 3-8 37.5% Game: 8-15 53.3%
FT % 1st Half: 4-4 100.0% 2nd Half: 4-8 50.0% Game: 8-12 66.7%

Officials: Doug Shows, John Hampton, Lee Cassell
Technical fouls: Alabama-None, Vanderbilt-None.
Attendance: 12345

Score by periods	1st	2nd	Total	Points	In	Off	2nd	Fast	Bench
Alabama	23	35	58						
Vanderbilt	31	23	54						

Last FG - UA 2nd-00:58, VU 2nd-07:10
Largest lead - UA by 4 2nd-00:14, VU by 11 2nd-07:10
Score tied - 1 time
Last changed - 1 time

NASHVILLE - Anthony Grant made sure to remind his players that nobody from Alabama had left Memorial Gym victorious in a very long time.

How long? Well, Wimp Vanderson was coaching the last time Alabama beat Vanderbilt at this old gym back in 1990.

Trevor Lacey helped end that drought by hitting a 3-pointer with 56.8 seconds left that gave Alabama its first lead of the game, and the Crimson Tide wound up edging Vanderbilt 58-54 after trailing by as much as 11 in the second half.

It looked like that drought would reach 12 straight until Alabama (14-7, 6-2 Southeastern Conference) rallied despite hitting only one field goal after Andrew Steele's 3-pointer with 5:57 left. The Crimson Tide wound up winning for the sixth time in seven games, finishing on an 18-3 run.

Steele, wearing a walking boot on his right foot after aggravating his ankle, said ending the drought took too long. He also plans to hold this win over his older brother Ronald, a former Alabama point guard. Lacey had a game-high 17 points. Steele added 13 points off the bench, and Rodney Cooper had 11.

Alabama won with Trevor Releford, the SEC's sixth-leading scorer averaging 15.9 points per game, mostly on the bench down the stretch after hurting his eye in a scramble for a loose ball. Releford was 1 of 7 with four points, and Grant said he would be re-evaluated back home.

Vanderbilt (8-12, 2-6) didn't hit a field goal after Kyle Fuller's 3-pointer with 7:10 left. Kedren Johnson had 15 points and Fuller 13.

The Crimson Tide came in tied with Kentucky for third in the SEC and traveling after edging Arkansas 59-56 in a late game Thursday night. Vanderbilt was well-rested after a 58-57 loss at Tennessee on Tuesday night, and the Commodores outshot Alabama 48.7 percent (19 of 39) to 38 percent (19 of 50) and outrebounded the Tide 31-27.

THE LAST TIME...

VANDERBILT

INDIVIDUALS

Scoring:

Scored 25 points – Kedren Johnson (25), vs. MTSU, 12/21/2012

Scored 30 points – Jeffery Taylor (30), at Davidson, 12/7/2011

Scored 35 points – Billy McCaffrey (35), vs. Georgia, 2/24/1993

Scored 40 points – Shan Foster (42) vs. Mississippi State, 3/5/2008

Two Players Had 20 Points –

Jeffery Taylor (28) and John Jenkins (26) at Ole Miss, 2/16/2012

Three Players Had 20 Points – Derrick Byars (28), Shan Foster (21) and Ross Neltner (20) vs. Toledo, 12/2/2006

Scored 20 Points in Two Straight Games – John Jenkins at Ole Miss (26), 2/16/2012, at Georgia (28), 2/19/2012

Scored 20 Points in Three Straight Games – John Jenkins at Ole Miss (26), 2/16/2012, at Georgia (28), 2/19/2012, vs. S. Carolina (21), 2/22/2012

Scored 20 Points in Four Straight Games – John Jenkins vs. Monmouth (25), 11/25/11, vs. Xavier (20), 11/28/11, at Louisville (27), 12/2/2011, at Davidson (22), 12/7/2011

Scored 20 Points in Five Straight Games – Shan Foster vs. Georgia (29), 2/23/2008; vs. Tennessee (32), 2/26/2008; at Arkansas (22), 3/1/2008; vs. Mississippi State (42), 3/5/2008; at Alabama (21), 3/8/2008

Scored 20 Points in Six Straight Games – Shan Foster vs. Georgia (29), 2/23/2008; vs. Tennessee (32), 2/26/2008; at Arkansas (22), 3/1/2008; vs. Mississippi State (42), 3/5/2008; at Alabama (21), 3/8/2008; vs. Auburn (26), 3/13/2008

Five Players Scored in Double Figures – John Jenkins (18), Jeffery Taylor (16), Brad Tinsley (16), Dai-Jon Parker (10), and Josh Henderson (10) vs. Monmouth, 11/25/11

Six Players Scored in Double Figures – Jeffery Taylor (16), George Drake (14), Jermaine Beal (12), Festus Ezeli (11), Brad Tinsley (11), and A.J. Ogilvy (10) vs. Central Arkansas, 11/26/2008

Four Players with 15 or more points – Jeffery Taylor (20), John Jenkins (17), Brad Tinsley (16), Lance Goulbourne (16), Festus Ezeli (15) at LSU, 2/26/2011

Double-Doubles:

Double-Double – Kevin Bright (11 points, 10 rebounds) at Xavier, 12/6/2012

20-10 game – Jeffery Taylor (21 points, 11 rebounds) vs. LSU, 3/10/11

30-10 game – A.J. Ogilvy (33 points, 10 rebounds) vs. Oregon, 11/11/2011

Back-to-back 20-10 games – Matt Freije vs. South Carolina (26 points, 11 rebounds)

1/28/04; vs. Kentucky (20 points, 11 rebounds) 1/31/04

Double-Double in Points and Rebounds – Kevin Bright (11 points, 10 rebounds) at Xavier, 12/6/12

Double-Double in Points and Assists – Brad Tinsley (11 points, 10 assists) vs. Presbyterian, 11/12/2010

Double-Double in Points and Blocks – Never

Double-Double in Points and Steals – Never

Double-Double in Two Consecutive games – Kevin Bright vs. Villanova (12 points, 12 rebounds) 12/1/2012, at Xavier (11 points, 10 rebounds) 12/6/2011

Double-Double in three consecutive games – Dan Langhi vs. Notre Dame (33 points, 10 rebounds) 11/21/1998; vs. Morehead State (18 points, 10 rebounds) 11/24/1998; vs. Ohio State (14 points, 17 rebounds) 11/28/1998

Two players record double-double – A.J. Ogilvy (12 points, 10 rebounds), Jeffery Taylor (16 points, 10 rebounds) vs. Arkansas, 3/8/2009

Triple-Doubles:

Triple-Double – Brad Tinsley (11 points, 10 rebounds, 10 assists) vs. Presbyterian, 11/12/2010

Field Goals:

Made 10 FG in a game – Jeffery Taylor (10) at Ole Miss, 2/16/2012

Made 11 FG in a game – Kedren Johnson (11) vs. Davidson, 11/22/2012

Made 12 FG in a game – Jeffery Taylor (12) vs. Longwood, 12/19/2011

Made 16 FG in a game – Shan Foster (16) vs. Mississippi State, 3/5/2008

Attempted 15 FG in a game – Kedren Johnson (15) at Oregon, 11/16/2012

Attempted 16 FG in a game – Rod Odom (16) vs. Kentucky, 1/10/13

Attempted 17 FG in a game – Kedren Johnson (17) vs. Davidson, 11/22/2012

Attempted 18 FG in a game – John Jenkins (18) at Kentucky, 2/25/2012

Attempted 19 FG in a game – Kedren Johnson (19) vs. Kentucky, 1/10/2013

Attempted 20 FG in a game – John Jenkins (21) vs. Marquette, 12/29/2010

Three-Pointers:

Made 5 3-pointers in a game – Kedren Johnson (5) vs. Ole Miss, 1/15/13

Made 6 3-pointers in a game – John Jenkins (6) vs. Florida, 2/28/2012

Made 7 3-pointers in a game – John Jenkins (7) vs. Lafayette, 12/21/2011

Made 8 3-pointers in a game – Shan Foster (8) vs. UMass, 1/5/2008

Made 9 3-pointers in a game – Shan Foster (9) vs. Mississippi State, 3/5/2008

Attempted 10 3-pointers in a game – Kedren Johnson (11) vs. Ole Miss, 1/15/2013

Attempted 15 3-pointers in a game – John Jenkins (16) vs. Oregon, 11/11/2011

Free Throws:

Made 8 FT in a game – Kedren Johnson (8) vs. Auburn, 1/23/13

Made 9 FT in a game – John Jenkins (9) vs. Georgia, 1/14/2012

Made 10 FT in a game – John Jenkins (10) vs. Harvard, 3/15/2012

Made 12 FT in a game – John Jenkins (12) at Ole Miss, 2/16/2012

Made 13 FT in a game – A.J. Ogilvy (13) vs. DePaul, 12/5/2009

Made 18 FT in a game – Matt Freije (18) vs. Indiana, 11/24/2003

Attempted 12 FT in a game – John Jenkins (13) vs. Harvard, 3/15/2012

Attempted 14 FT in a game – Festus Ezeli (14) vs. Belmont, 12/4/2010

Attempted 15 FT in a game – John Jenkins (15) at Ole Miss, 2/16/2012

Rebounds:

10 Rebounds in a game – Shelby Moats (10) vs. Kentucky, 1/10/13

15 Rebounds in a game – Lance Goulbourne (16) at Marquette, 12/29/2011

10+ Rebounds in Three Consecutive Games – Lance Goulbourne (16) vs. Ole Miss, 1/19/2011; (10) vs. St. Mary's, 1/22/2011; (12) at Miss. State, 1/27/2011

Assists:

8 Assists – Kedren Johnson (8) vs. Ole Miss, 1/15/2013

9 Assists – Brad Tinsley (9) at S. Carolina, 1/10/2012

10 Assists – Brad Tinsley (10), vs. Lafayette, 12/21/2011

11 Assists – Mario Moore (13) vs. Arkansas, 2/19/2005

12 Assists – Mario Moore (13) vs. Arkansas, 2/19/2005

13 Assists – Mario Moore (13) vs. Arkansas, 2/19/2005

14 Assists – Billy McCaffrey (14) vs. Kentucky, 1/13/1993

5+ Assists in Four Consecutive Games – Jermaine Beal (6) vs. South Carolina, 1/9/2008; at Kentucky (5), 1/12/2008; at Tennessee (5), 1/17/2008; vs. LSU (9), 1/19/2008

8+ Assists in Two Consecutive Games – Atiba Prater (9) at Georgia, 2/2/2000; (9) vs. Boston College, 2/6/2000

Blocks:

4 Blocked Shots – Kedren Johnson (4), vs. Alabama, 2/2/2013

5 Blocked Shots – Festus Ezeli (5) vs. S. Carolina, 2/22/2012

6 Blocked Shots – Festus Ezeli (6) at LSU, 2/26/2011

7 Blocked Shots – Festus Ezeli (7) at Georgia, 2/16/11

Steals:

4 Steals – Kedren Johnson (4) vs. Kentucky, 1/10/2013

5 Steals – Jeffery Taylor (5) vs. Oregon, (11/11/2011)

6 Steals – Dan Cage (6) vs. Furman, 11/28/2006

7 Steals – James Strong (8) vs. Morehead State, 11/24/1998

8 Steals – James Strong (8) vs. Morehead State, 11/24/1998

Minutes:

Played every minute – Jermaine Beal (40), vs. Alabama (2/5/2009)

Played over 40 minutes – Kedren Johnson (41) vs. Ole Miss, 1/15/2013

All 5 starters played 40 minutes – Steve Tchiengang (40), Brad Tinsley (40), Lance Goulbourne (41), Jeffery Taylor (41), and John Jenkins (41), at Louisville, 12/2/2011

Fouls:

Technical Foul – Festus Ezeli, vs. Kentucky, 3/11/12

Fouled Out – Rod Odom, vs. Ole Miss, 1/15/2013

Two Players Fouled Out – Steve Tchiengang and Festus Ezeli vs. Tennessee, 2/22/2011

Three Players Fouled Out – Festus Ezeli, Steve Tchiengang, Jeffery Taylor at Florida, 2/1/2011

TEAM

Started the game with Opponent Technical Foul – Furman bench, 12/22/2008

Scored 95 or more points – 99 vs. Longwood 12/19/11 (W, 99-71)

Scored 100 or more points – 102 at Ole Miss, 2/16/2012 (W, 102-76)

Scored 100 or more points (SEC game) – 102 at Ole Miss, 2/16/2012 (W, 102-76)

Scored 110 or more points – 113 vs. Alabama A&M 12/30/1998 (W, 113-71)

Scored 110 or more points (SEC game) – 111 vs. Alabama 2/21/1972 (W, 111-91)

Scored 120 or more points – 130 vs. Ole Miss 12/22/1970 (W, 130-112)

Scored 120 or more points (SEC game) – 130 vs. Ole Miss 12/22/1970 (W, 130-112)

Scored 130 or more points – 130 vs. Ole Miss 12/22/1970 (W, 130-112)

Scored Less than 50 points – 33 at Arkansas 1/12/2013 (L, 56-33)

Scored Less than 40 points – 33 at Arkansas 1/12/2013 (L, 56-33)

Scored 20 or less points in half – 20 at Missouri 1/26/2013 (L, 81-59)

Scored 90+ points in three consecutive games – 95 vs. Bradley, 11/24/2007 (W, 95-86); 91 vs. South Alabama, 11/29/2007 (W, 91-88); vs. Georgia Tech, 12/1/2007 (W, 92-79)

Allowed 90 or more points – 94, Florida, 1/25/2009 (L, 69-94)

Allowed 100 or more points – 106, Kentucky, 3/5/2003 (L, 44-106)

Allowed Less than 50 points – 49, UTEP, 11/25/2012 (W, 73-49)

Allowed 40 or Less points – 35, vs. Auburn, 1/7/2012 (W, 65-35)

Shot 60% or better – .625 at Ole Miss, 2/16/2012 (W, 102-76)

THE LAST TIME...

Shot over 67% FG – .679 vs. TSU, 12/19/2009 (W, 84-71)
Shot 50% or better – .511 vs. Cornell, 12/17/2012 (W, 66-55)
Shot lower than 30% - .250 at Arkansas 1/12/2013 (L, 56-33)
Allowed 60% shooting - .612 at Florida, 2/21/2009 (L, 68-82)
Scored 100 points in two consecutive games – 111 vs. North Alabama 12/20/1980 (W, 111-79) and 111 vs. Memphis 12/23/1980 (W, 111-96)
Scored 100 points in three consecutive games – Never
Scored 100 points in Consecutive SEC games – 104 vs. LSU 2/19/1972 (W, 104-83) and 111 vs. Alabama 2/21/1972 (W, 111-91)
Won game by 70 points or more – 71 vs. Union (Tenn.) (W, 95-24), 1911-12
Won game by 60 points or more – 71 vs. Union (Tenn.) (W, 95-24), 1911-12
Won game by 50 points or more – 51 vs. Army (W, 92-41) 11/14/1998
Game decided by one point – at Tennessee, 1/29/2013 (L, 57-58)
Two consecutive games decided by one point – at South Carolina (L, 70-71) 1/7/1998 and Tennessee (W, 80-79) 1/10/1998
Three consecutive games decided by one point – Never
Shot 90% or Better from Free Throw Line – 90.9% vs. Mississippi State (20-22) 3/11/2011
Shot less than 50% from Free Throw Line – .300 vs. Missouri (3-10) 1/26/2013
Shot less than 20% from 3PT – .133 (2-15) at Arkansas 1/12/2013 (L, 56-33)
Attempted 30 FT – 30 (24-30) vs. Auburn, 1/23/2013
Attempted 40 FT – 45 (30-45) vs. Georgia, 1/14/2012
Attempted five or less FT – 3 vs. Chaminate, 11/24/2009
Made 20 FT – 24, vs. Auburn, 1/23/2013
Made 30 FT – 30 at Ole Miss, 2/16/2012
Made 15 3FG – 17 vs. Ole Miss, 1/15/2013
Won an Overtime Game – at Xavier, 12/6/2012 (W, 66-64)
Lost by 25 or More Points – at Oregon, 11/16/2012 (L, 48-74)
Lost an Overtime Game – vs. Ole Miss, 1/15/2013 (L, 79-89)
Played Two Overtimes – at Kentucky, 1/12/2008 (L, 79-73)
Played Three Overtimes – at Ole Miss 2/17/1982 (L, 51-48)
Played Four Overtimes – at Ole Miss 2/17/1982 (L, 51-48)
Played consecutive games that went to overtime – vs. Xavier 11/28/2011 (L, 82-70) and at Louisville, 12/2/2011 (L, 62-60)
Had 20 Turnovers – 26 at Arkansas, 1/12/2013
Had fewer than 10 Turnovers in two straight games – vs. Mississippi State (5) 3/1/2011, vs. Florida (6) 3/12/2011

OPPONENT - INDIVIDUALS

Scoring:
Scored 25 points – Marshall Henderson (26) vs. Ole Miss, 1/15/2013
Scored 30 points – Casey Mitchell (31) vs. West Virginia, 11/19/2010
Scored 35 points – Rotnei Clarke, (36) 1/29/2011

Scored 40 points – Morris Almond (44), Rice, 1/3/2007
Two Players Had 20 Points -- Dee Bost (24) and Arnett Moultrie (21) vs. Miss. St., 1/21/2012
Five Players Scored in Double Figures
 Rickey Scott (18), Julysnes Nobles (17), BJ Young (12), Mardracus Wade (10), Rashad Madden (10) at Arkansas, 1/31/2012
Six Players Scored in Double Figures – Bam Doyno (22), Dwayne Curtis (12), Todd Abernethy (11), Clarence Sanders (11), Polynice (10) and Williams (10), vs. Ole Miss, 1/27/2007
Four Players with 15 or more points – Erik Daniels (20), Marquis Estill (17), Kelelana Azubuike (16) and Gerald Fitch (15) vs. Kentucky, 3/5/2003

Double-Doubles:
Double-Double – Jarnell Stokes (19 points, 11 rebounds), at Tennessee, 1/29/13
Triple-Double – Sam Muldrow (16 points, 14 rebounds and 10 blocks) at South Carolina, 1/8/2010
20-10 game – Fred Hunter (21 points, 10 rebounds) vs. Nicholls State, 11/10/2012
30-10 game – Morris Almond (44 points, 12 rebounds) at Rice, 1/3/2007

Double-Double in Points and Rebounds – Jarnell Stokes (19 points, 11 rebounds), at Tennessee, 1/29/13
Double-Double in Points and Assists – Nick Calathes (15 points, 10 assists) at Florida, 1/27/2008
Two players record double-doubles – Yancy Gates (16 points, 10 rebounds), Dion Dixon (12 points, 10 rebounds) vs. Cincinnati, 11/23/2009

Field Goals:
Made 10 FG in a game – Anthony Davis (10) at Kentucky, 2/25/2012
Made 11 FG in a game – Omar Samhan (11) at St. Mary's, 11/20/2009
Made 12 FG in a game – Storm Warren, (12) at LSU, 2/26/2011
Made 13 FG in a game – Lester Hudson (13) vs. Tennessee-Martin, 12/29/2007

Attempted 15 FG in a game – Rotnei Clarke vs. Butler, 12/29/2012
Attempted 16 FG in a game – Marcus Thornton (16) vs. William & Mary, 1/2/2013
Attempted 17 FG in a game – Marshall Henderson vs. Ole Miss, 1/15/2013
Attempted 18 FG in a game – Mark Lyons (18) vs. Xavier, 11/28/2011
Attempted 19 FG in a game – Marcus Denmon (19) at Missouri, 12/8/2010
Attempted 20 FG in a game – Tu Holloway (20) vs. Xavier, 11/28/2011
Attempted 25 FG in a game – Courtney Fortson (27) vs. Arkansas, 3/8/2009

Three-Pointers:
Made 5 3-pointers in a game – Jalen Steele (5) vs. Miss. St., 1/21/2012
Made 6 3-pointers in a game – Rotnei Clarke vs. Butler, 12/29/2012
Made 7 3-pointers in a game – Chandler Parsons (7) vs. Florida, 1/25/2009
Made 8 3-pointers in a game – Brian Sullivan (8) vs. Miami (OH), 1/2/2012

Attempted 10 3-pointers in a game – Marshall Henderson (11) vs. Ole Miss, 1/15/2013

Free Throws:
Made 8 FT in a game – Marshall Henderson (8) vs. Ole Miss, 1/15/2013
Made 9 FT in a game – E.J. Singler (9), at Oregon, 11/16/2012
Made 10 FT in a game – Mouphtaou Yarou (10) vs. Villanova, 12/1/2012
Made 11 FT in a game – Iman Shumpert (11) at Georgia Tech, 12/6/2008
Made 17 FT in a game – Morris Almond (17) at Rice, 1/3/2007

Attempted 10 FT in a game – Marshall Henderson (10) vs. Ole Miss, 1/15/2013
Attempted 13 FT in a game – DeMarcus Cousins (13) at Kentucky, 1/30/2010
Attempted 14 FT in a game – Jae Crowder (14) at Marquette, 12/29/2011
Attempted 15 FT in a game – Morris Almond (19) at Rice, 1/3/2007

Rebounds:
10 Rebounds in a game – Jarnell Stokes (11) at Tennessee, 1/29/13
15 Rebounds in a game – Shonn Miller (15) vs. Cornell, 12/17/12
18 Rebounds in a game – Daniel Northern (18) vs. Tennessee Tech, 12/20/2008
19 Rebounds in a game – Omar Samhan (19) at St. Mary's, 11/20/2009
20 Rebounds in a game – Roy Rogers (20) at Alabama, 1/3/1996

Assists
8 Assists – Johnathan Loyd (10) vs. Oregon, 11/11/2011
9 Assists – John Wall (9) at Kentucky, 1/30/2010
10 Assists – Nick Calathes (10) at Florida, 1/27/2008
11 Assists – Dee Bost (11) vs. Mississippi State, 3/11/2011
12 Assists – G.G. Smith (12) vs. Georgia, 2/3/1999

Blocks:
4 Blocked Shots – Willie Cauley-Stein (4), vs. Kentucky, 1/10/2013
5 Blocked Shots – Jarnell Stokes (5) at Tennessee, 3/3/2012
6 Blocked Shots – Anthony Davis (6) at Kentucky, 2/25/2012
7 Blocked Shots – Anthony Davis (7), vs. Kentucky, 2/11/2012
8 Blocked Shots – Jarvis Varnado (9) vs. Mississippi State, 2/3/2010
10 Blocked Shots – Sam Muldrow (10) at South Carolina, 1/8/2011

Steals:
5 Steals – Zaire Taylor (5) vs. Missouri, 12/2/2009
6 Steals – Marshawn Powell (6) at Arkansas, 1/12/13
7 Steals – Aaron Lucas (7) at South Carolina, 1/19/2002
8 Steals – Steve Wojoechowski (8) at Duke, 11/22/1996
Two players with 3 steals – Ed Waite (4) and Andrew Nicholas (4) vs. Monmouth, 11/25/201
Minutes:

Played every minute – Arnett Moultrie (45) vs. Miss. St., 1/21/2012
Played over 40 minutes – Justin Martin (40-) at Xavier, 12/6/2012

Fouls:
Technical Foul – Marcus Thornton vs. William & Mary, 1/2/2013
Fouled Out – Bruce Ellington, at South Carolina, 1/19/13
Three Players Fouled Out – Donte' Williams, Nemanja Djuristic, John Florveus vs. Georgia, 1/14/2012

OPPONENT - TEAM

Scored 90 or more points at Memorial Gym – 94 vs. Georgia, 2/25/2010 (VU 96, UGA 94 (OT))
Scored 100 or more points – 106 at Kentucky 3/5/2003 (L, 44-106)
Scored 110 or more points – 120 vs. Kentucky 2/7/1996 (L, 81-120)
Scored 120 or more points – 120 vs. Kentucky 2/7/1996 (L, 81-120)
Scored 130 or more points – Never
Scored Less than 50 points – 49 vs. UTEP, 11/25/2012 (W, 73-49)
Scored Less than 40 points – 35 vs. Auburn, 1/7/2012 (W, 65-35)
Shot 50% or Better - .549 vs. Missouri, 1/26/2013
Shot 60% or Better - .612 at Florida (UF 82, VU 68), 2/21/2009
Shot 60% or Better from 3PT - .600 (15-25) vs. Florida, 1/25/2009 (L, 69-94)
Shot less than 30% FG– .237 (14-of-59), at South Carolina, 1/19/2013 (VU 58, South Carolina 51)
Shot less than 15% from 3PT– .118 (2-17), vs. Georgia (3/9/12) (VU 63, Georgia 41)
Held Opponent Without a 3-Pointer – vs. Nebraska, 11/18/10 (W, 59-49)
Shot 90% or Better from Free Throw Line –90.0, at Arkansas (9-10), 1/12/2013
Shot less than 50% from Free Throw Line – .450 at Arkansas, 2/27/2010
Attempted 30 FT – 30 at Marquette, 12/29/2011
Attempted 40 FT – 42 at Mississippi State, 2/12/2007
Attempted 45 or More FT – 49 at South Carolina, 1/28/2009
Attempted five or less FT – 1 vs. Miami (OH), 1/2/2012
Made 20 FT – 23 at Tennessee, 3/3/2012
Made 30 FT – 32 at South Carolina, 1/28/2009
Made 0 FT – Georgia, 1/14/2009
Made 12 3PT – 12 at Kentucky, 1/30/2010
Made 15 3PT – 15 vs. Florida, 1/25/2009
Attempted 30 or more 3PT – 34 vs. Mississippi State, 2/3/2010
Had 20 Turnovers – 20 vs. MTSU, 12/21/2012



A.J. ASTROTH

20 Freshman, Guard
6'6" 200 lbs.
Tampa, Fla.
Wharton HS

SEASON HIGHS

Points: 2, 2x, last at Missouri (1/26/13)
FG Made: 1, 2x, last at Missouri (1/26/13)
FG Atts: 3, at Arkansas (1/12/13)
3FG Made:
3FG Atts: 2, at Arkansas (1/12/13)
FT Made:
FT Atts:
Rebounds: 4, at Arkansas (1/12/13)
Assists: 1, 3x, last at Missouri (1/26/13)
Turnovers: 2, at Arkansas (1/12/13)
Blocks:
Steals: 1, at Missouri (1/26/13)
Minutes: 14, at Arkansas (1/12/13)

CAREER HIGHS

Points: 2, 2x, last at Missouri (1/26/13)
FG Made: 1, 2x, last at Missouri (1/26/13)
FG Atts: 3, at Arkansas (1/12/13)
3FG Made:
3FG Atts: 2, at Arkansas (1/12/13)
FT Made:
FT Atts:
Rebounds: 4, at Arkansas (1/12/13)
Assists: 1, 3x, last at Missouri (1/26/13)
Turnovers: 2, at Arkansas (1/12/13)
Blocks:
Steals: 1, at Missouri (1/26/13)
Minutes: 14, at Arkansas (1/12/13)

MISCELLANEOUS

ASTROTH NOTEBOOK

- ⊛ Played a career-high 14 minutes at Arkansas - did not score but had four rebounds and two assists.
- ⊛ Averaged 1.0 points and 1.5 rebounds in two exhibition games.
- ⊛ Big shooting guard from Tampa, Fla., who averaged 22 points, 7.5 rebounds, 4.5 assists, and 3.4 steals for his Wharton High School team...Also the school's all-time leading scorer.
- ⊛ Was a first-team all-Hillsborough County member for his junior and senior seasons, and was a second-team all-state selection in his senior campaign.
- ⊛ Plans to major in Business Management and Marketing.
- ⊛ Advice to youngsters: "Don't let anyone tell you that you can't do something. If you want it, work your behind off, and go get it."

ASTROTH GAME-BY-GAME (FRESHMAN)

Opponent	M	FG-A	3P-A	FT-A	Reb	PF	A	T	B	S	PTS
N10 Nicholls State	DNP										
N16 @Oregon	3	0-2	0-1	0-0	0	0	0	0	0	0	0
N22 Davidson	DNP										
N23 Marist	DNP										
N25 UTEP	DNP										
D1 Villanova	DNP										
D6 @Xavier	DNP										
D15 Alabama A&M	7	1-1	0-0	0-0	1	0	1	0	0	0	2
D17 Cornell	DNP										
D21 vs. MTSU	DNP										
D29 Butler	1	0-0	0-0	0-0	0	0	0	0	0	0	0
J2 William & Mary	DNP										
J10 Kentucky	DNP										
J12 @Arkansas	14	0-3	0-2	0-0	4	2	1	2	0	0	0
J15 Ole Miss	DNP										
J19 @South Carolina	DNP										
J23 Auburn	DNP										
J26 @Missouri	6	1-1	0-0	0-0	0	0	1	0	0	1	2
J29 @Tennessee	DNP										
F2 Alabama	DNP										
F6 @LSU											
F9 Arkansas											
F13 Tennessee											
F16 Texas A&M											
F20 @Kentucky											
F23 @Mississippi St.											
F27 Georgia											
M2 @Auburn											
M6 @Florida											
M9 South Carolina											

Year	GP	GS	Min	Avg	FG	FGA	Pct	3FG	3FGA	Pct	FT	FTA	Pct	Off	Def	Tot	Avg	PF	FO	Ast	TO	Blk	Stl	Pts	Avg
2012-13	5	0	31	6.2	2	7	.286	0	3	.000	0	0	.000	1	4	5	1.0	2	0	3	2	0	1	4	0.8
TOTAL	5	0	31	6.2	2	7	.286	0	3	.000	0	0	.000	1	4	5	1.0	2	0	3	2	0	1	4	0.8

Year	GP	GS	Min	Avg	FG	FGA	Pct	3FG	3FGA	Pct	FT	FTA	Pct	Off	Def	Tot	Avg	PF	FO	Ast	TO	Blk	Stl	Pts	Avg
2012-13	2	0	20	10.0	1	4	.250	0	2	.000	0	0	.000	1	3	4	2.0	2	0	2	2	0	1	2	1.0
TOTAL	2	0	20	10.0	1	4	.250	0	2	.000	0	0	.000	1	3	4	2.0	2	0	2	2	0	1	2	1.0



KEVIN BRIGHT

15

Freshman, Guard
6'5" 210 lbs.
Mannheim, Germany
Urspring Basketball Acad.

SEASON HIGHS

- Points:** 15, vs. Nicholls State (11/10/12)
- FG Made:** 5, 2x, last vs. Villanova (12/1/12)
- FG Atts:** 10, vs. Villanova (12/1/12)
- 3FG Made:** 4, 2x, last vs. Auburn (1/23/13)
- 3FG Atts:** 7, 3x, at Missouri (1/26/13)
- FT Made:** 3, at Xavier (12/6/12)
- FT Atts:** 4, at Xavier (12/6/12)
- Rebounds:** 12, vs. Villanova (12/1/12)
- Assists:** 4, vs. Villanova (12/1/12)
- Turnovers:** 4, 2x, last vs. Ole Miss (1/15/13)
- Blocks:** 2, vs. William & Mary (1/2/13)
- Steals:** 2, at Tennessee (1/29/13)
- Minutes:** 42, at Xavier (12/6/12)

CAREER HIGHS

- Points:** 15, vs. Nicholls State (11/10/12)
- FG Made:** 5, 2x, last vs. Villanova (12/1/12)
- FG Atts:** 10, vs. Villanova (12/1/12)
- 3FG Made:** 4, 2x, last vs. Auburn (1/23/13)
- 3FG Atts:** 7, 3x, at Missouri (1/26/13)
- FT Made:** 3, at Xavier (12/6/12)
- FT Atts:** 4, at Xavier (12/6/12)
- Rebounds:** 12, vs. Villanova (12/1/12)
- Assists:** 4, vs. Villanova (12/1/12)
- Turnovers:** 4, 2x, last vs. Ole Miss (1/15/13)
- Blocks:** 2, vs. William & Mary (1/2/13)
- Steals:** 2, at Tennessee (1/29/13)
- Minutes:** 42, at Xavier (12/6/12)

MISCELLANEOUS

BRIGHT NOTEBOOK

- ☛ Tallied second double-double with 11 points and 10 rebounds in win at Xavier (12/6); named SEC Freshman of the Week for his exploits.
- ☛ Scored 12 points and had career-high 12 rebounds - his first double-double of his career - vs. Villanova (12/1). Also posted a career-high four assists.
- ☛ Bright's double-double was the first by a Vanderbilt freshman since Jeffery Taylor in 2008-09 - Taylor had three in his freshman season.
- ☛ Came off of the bench against Ole Miss and Auburn to score 12 points, all on threes in both games.
- ☛ Leads team in rebounding with 5.9 per game.
- ☛ First true freshman to start first game of the season for Commodores since Jeffery Taylor in 2008.
- ☛ Member of the 2012 Under 20/21 German National team that placed fifth in European Championship.
- ☛ Played at the Urspring Basketball Academy in Uln, Germany...His team was the German Champion in 2006, 2007, 2008, and 2011...Averaged 14.7 points, 7.6 rebounds, 3.4 assists, 1.2 blocks, and 1.3 steals in his last season at Urspring.
- ☛ Undecided on major at Vanderbilt.
- ☛ Best advice received: "We all have the choice to take the lead or to follow. It depends on you."

BRIGHT GAME-BY-GAME (FRESHMAN)

Opponent	M	FG-A	3P-A	FT-A	Reb	PF	A	T	B	S	PTS
N10 Nicholls State	24	5-8	3-3	2-2	8	4	1	3	0	0	15
N16 @Oregon	28	2-4	1-2	0-2	8	1	1	1	0	1	5
N22 Davidson	31	0-2	0-0	0-0	4	0	2	1	0	0	0
N23 Marist	26	1-5	1-3	0-0	8	2	0	2	0	0	3
N25 UTEP	27	2-4	2-3	0-0	3	3	1	4	0	1	6
D1 Villanova	37	5-10	2-4	0-0	12	2	4	1	0	1	12
D6 @Xavier	42	3-6	2-5	3-4	10	2	0	1	0	0	11
D15 Alabama A&M	31	2-4	1-2	0-0	8	1	3	1	0	0	5
D17 Cornell	30	3-6	2-3	0-0	5	0	3	3	1	1	8
D21 vs. MTSU	27	1-2	0-1	2-3	6	0	0	3	0	0	4
D29 Butler	28	1-4	1-3	0-2	2	1	0	0	0	0	3
J2 William & Mary	26	2-5	2-4	1-2	3	1	1	1	2	1	7
J10 Kentucky	18	0-4	0-3	0-0	7	0	0	0	0	0	0
J12 @Arkansas	21	2-3	0-0	0-0	2	1	0	2	0	0	4
J15 Ole Miss	30	4-9	4-7	0-0	4	4	1	4	0	1	12
J19 @South Carolina	30	3-4	2-3	0-1	7	2	3	1	0	0	8
J23 Auburn	33	4-7	4-7	0-0	3	2	1	1	1	1	12
J26 @Missouri	22	3-9	2-7	0-0	2	0	2	1	0	0	8
J29 @Tennessee	32	1-4	1-3	0-0	6	2	1	1	1	2	3
F2 Alabama	32	1-4	1-3	2-2	3	0	3	1	1	0	5
F6 @LSU											
F9 Arkansas											
F13 Tennessee											
F16 Texas A&M											
F20 @Kentucky											
F23 @Mississippi St.											
F27 Georgia											
M2 @Auburn											
M6 @Florida											
M9 South Carolina											

Bright's Overall Statistics at Vanderbilt

Year	GP	GS	Min	Avg	FG	FGA	Pct	3FG	3FGA	Pct	FT	FTA	Pct	Off	Def	Tot	Avg	PF	FO	Ast	TO	Blk	Stl	Pts	Avg
2012-13	20	16	575	28.8	45	104	.433	31	66	.470	10	18	.556	22	89	111	5.6	28	0	27	32	6	9	131	6.6
TOTAL	20	16	575	28.8	45	104	.433	31	66	.470	10	18	.556	22	89	111	5.6	28	0	27	32	6	9	131	6.6

Bright's SEC Statistics at Vanderbilt

Year	GP	GS	Min	Avg	FG	FGA	Pct	3FG	3FGA	Pct	FT	FTA	Pct	Off	Def	Tot	Avg	PF	FO	Ast	TO	Blk	Stl	Pts	Avg
2012-13	8	4	218	27.3	18	44	.409	14	33	.424	2	3	.667	10	24	34	4.3	11	0	11	11	3	4	52	6.5
TOTAL	8	4	218	27.3	18	44	.409	14	33	.424	2	3	.667	10	24	34	4.3	11	0	11	11	3	4	52	6.5



KYLE FULLER

11

Junior, Guard
6'1" 180 lbs.
Moreno Valley, Calif.
Rancho Verde HS

SEASON HIGHS

Points: 25, at Xavier (12/6/12)
FG Made: 8, at Xavier (12/6/12)
FG Atts: 16, at Xavier(12/6/12)
3FG Made: 3, vs. Alabama (2/2/13)
3FG Atts: 7, at Xavier (12/6/12)
FT Made: 7, at Xavier (12/6/12)
FT Atts: 10, at Xavier (12/6/12)
Rebounds: 6, vs. Davidson (11/22/12)
Assists: 6, vs. Nicholls State (11/10/12)
Turnovers: 6, at Oregon (11/16/12)
Blocks: 1, 2x, last vs. Cornell (12/17/12)
Steals: 3, 2x, last vs. MTSU (12/21/12)
Minutes: 40, at Xavier (12/6/12)

CAREER HIGHS

Points: 25, at Xavier (12/6/12)
FG Made: 8, at Xavier (12/6/12)
FG Atts: 16, at Xavier(12/6/12)
3FG Made: 3, vs. Alabama (2/2/13)
3FG Atts: 7, at Xavier (12/6/12)
FT Made: 7, at Xavier (12/6/12)
FT Atts: 10, at Xavier (12/6/12)
Rebounds: 6, vs. Davidson (11/22/12)
Assists: 6, vs. Nicholls State (11/10/12)
Turnovers: 6, at Oregon (11/16/1)
Blocks: 1, 3x, last vs. Cornell (12/17/12)
Steals: 3, 2x, last vs. MTSU (12/21/12)
Minutes: 40, at Xavier (12/6/12)

MISCELLANEOUS

	2012-13	Career
5+ Assists	3	4

FULLER NOTEBOOK

- ✪ Point guard who scored a career-high 25 points at Xavier (12/6) - won SEC Player of the Week for his performance. Also added career-high three steals, and a career-high in free throws made (7) and field goals made (8), and scored all 12 of the team's points in overtime.
- ✪ Made career-high three three-pointers vs. Alabama (2/2).
- ✪ Commodores' second-leading scorer, averaging 10.1 points per game.
- ✪ Scored 14 points against Auburn (1/23).
- ✪ Scored team-high 12 points in win at South Carolina (1/19).
- ✪ Only player from Californian on roster.
- ✪ Played in 18 games in 2011-12, averaged 0.9 points, 0.9 rebounds, and 0.9 points per game.
- ✪ Dished out season-high four assists vs. Monmouth in 2011.
- ✪ Played in all 34 games in 2010-11, and averaged 1.9 points and 1.6 assists per game in 15 minutes of action.
- ✪ Averaged 27.6 points, eight assists, six rebounds, and four steals per game as a point guard at Rancho Verde High School.
- ✪ Winningest player in Rancho Verde history, was a four-year captain, and a three-year starter.
- ✪ Nickname is Zoomey.

FULLER GAME-BY-GAME (JUNIOR)

Opponent	M	FG-A	3P-A	FT-A	Reb	PF	A	T	B	S	PTS
N10 Nicholls State	36	6-13	2-5	1-3	3	1	6	1	0	0	15
N16 @Oregon	37	6-9	0-1	5-6	1	0	1	6	0	0	17
N22 Davidson	39	6-15	2-5	0-0	6	2	1	2	0	0	14
N23 Marist	36	2-12	0-5	0-0	0	1	1	2	0	1	4
N25 UTEP	34	4-8	1-3	5-6	2	1	5	1	0	1	14
D1 Villanova	31	0-4	0-3	4-5	3	3	2	2	0	1	4
D6 @Xavier	40	8-16	2-7	7-10	4	1	5	2	1	3	25
D15 Alabama A&M	30	3-10	1-5	0-0	2	2	3	0	0	1	7
D17 Cornell	35	5-8	2-3	5-6	6	3	3	2	1	1	17
D21 vs. MTSU	33	3-7	0-2	2-5	2	4	0	3	0	3	8
D29 Butler	26	4-9	1-3	1-3	2	0	0	0	0	1	10
J2 William & Mary	29	3-10	1-5	1-3	4	0	4	2	0	0	8
J10 Kentucky	23	3-7	1-1	0-0	3	0	0	2	0	1	7
J12 @Arkansas	25	1-8	0-4	2-2	0	1	1	3	0	2	4
J15 Ole Miss	13	1-6	1-5	0-0	2	1	0	2	0	0	3
J19 @South Carolina	28	3-5	2-2	4-8	5	0	2	2	0	0	12
J23 Auburn	26	3-7	2-6	6-7	5	0	3	0	0	0	14
J26 @Missouri	16	0-3	0-1	0-0	0	0	1	1	0	0	0
J29 @Tennessee	31	2-7	1-2	1-1	4	3	2	1	0	0	6
F2 Alabama	20	4-7	3-4	2-3	1	1	0	3	0	0	13
F6 @LSU											
F9 Arkansas											
F13 Tennessee											
F16 Texas A&M											
F20 @Kentucky											
F23 @Mississippi St.											
F27 Georgia											
M2 @Auburn											
M6 @Florida											
M9 South Carolina											

Fuller's Overall Statistics at Vanderbilt

Year	GP	GS	Min	Avg	FG	FGA	Pct	3pt	2ptA	Pct	FT	FTA	Pct	Off	Def	Tot	Avg	PF	FO	Ast	TO	Blk	Stl	Pts	Avg
2010-11	34	0	499	14.7	24	78	.308	7	29	.241	8	16	.500	8	38	46	1.4	44	0	55	34	1	13	63	1.9
2011-12	18	1	125	6.9	6	22	.273	0	8	.000	5	8	.625	2	14	16	0.9	7	0	17	10	0	5	17	0.9
2012-13	20	14	588	29.4	67	171	.392	22	72	.306	46	68	.676	3	52	55	2.8	24	0	40	37	2	15	202	10.1
TOTAL	72	15	1212	16.8	97	271	.358	29	109	.266	59	92	.641	13	104	117	1.6	75	0	112	81	3	33	282	3.9

Fuller's SEC Statistics at Vanderbilt

Year	GP	GS	Min	Avg	FG	FGA	Pct	3pt	3ptA	Pct	FT	FTA	Pct	Off	Def	Tot	Avg	PF	FO	Ast	TO	Blk	Stl	Pts	Avg
2010-11	16	0	218	13.6	7	28	.250	4	8	.500	5	10	.500	4	18	22	1.4	18	0	21	11	0	5	23	1.4
2011-12	8	0	24	3.0	1	5	.200	0	1	.000	1	2	.500	0	3	3	0.4	0	0	4	3	0	0	3	0.4
2012-13	8	2	182	22.8	17	50	.340	10	25	.400	15	21	.714	1	19	20	2.5	6	0	9	14	0	3	59	7.4
TOTAL	32	2	424	13.3	25	83	.301	14	34	.412	21	33	.636	5	40	45	1.4	24	0	34	28	0	8	85	2.7



ALEX GENDELMAN

5

Freshman, Guard
6'0" 175 lbs.
Purchase, N.Y.
Rye Country Day School

SEASON HIGHS

- Points:**
- FG Made:**
- FG Atts:** 1, vs. Alabama A&M (12/15/12)
- 3FG Made:**
- 3FG Atts:** 1, vs. Alabama A&M (12/15/12)
- FT Made:**
- FT Atts:**
- Rebounds:**
- Assists:**
- Turnovers:**
- Blocks:**
- Steals:**
- Minutes:** 2, vs. Alabama A&M (12/15/12)

CAREER HIGHS

- Points:**
- FG Made:**
- FG Atts:** 1, vs. Alabama A&M (12/15/12)
- 3FG Made:**
- 3FG Atts:** 1, vs. Alabama A&M (12/15/12)
- FT Made:**
- FT Atts:**
- Rebounds:**
- Assists:**
- Turnovers:**
- Blocks:**
- Steals:**
- Minutes:** 2, vs. Alabama A&M (12/15/12)

MISCELLANEOUS

GENDELMAN NOTEBOOK


- ⊕ Walk-on from Purchase, N.Y., who made the team at walk-on tryouts in October.
- ⊕ Attended Rye Country Day School.
- ⊕ His Rye Country Day School team captured the New York State Private School Class C Championship his sophomore through senior seasons...Averaged 18.6 points, 8.0 rebounds, and 6.0 assists his senior season and departed as the school's all-time leading scorer...Scored over 1,000 points in his career.
- ⊕ Was his team's MVP in his junior and senior seasons and was an all-state selection in his senior campaign... Earned 12 varsity letters, four each in basketball and baseball, and two each in football and soccer.

GENDELMAN GAME-BY-GAME (FRESHMAN)

Opponent	M	FG-A	3P-A	FT-A	Reb	PF	A	T	B	S	PTS
N10 Nicholls State	DNP										
N16 @Oregon	DNP										
N22 Davidson	DNP										
N23 Marist	DNP										
N25 UTEP	0+	0-0	0-0	0-0	0	0	0	0	0	0	0
D1 Villanova	DNP										
D6 @Xavier	DNP										
D15 Alabama A&M	2	0-1	0-1	0-0	0	0	0	0	0	0	0
D17 Cornell	DNP										
D21 vs. MTSU	DNP										
D29 Butler	DNP										
J2 William & Mary	DNP										
J10 Kentucky	DNP										
J12 @Arkansas	DNP										
J15 Ole Miss	DNP										
J19 @South Carolina	DNP										
J23 Auburn	DNP										
J26 @Missouri	DNP										
J29 @Tennessee	DNP										
F2 Alabama	DNP										
F6 @LSU											
F9 Arkansas											
F13 Tennessee											
F16 Texas A&M											
F20 @Kentucky											
F23 @Mississippi St.											
F27 Georgia											
M2 @Auburn											
M6 @Florida											
M9 South Carolina											

Year	GP	GS	Min	Avg	FG	FGA	Pct	3FG	3FGA	Pct	FT	FTA	Pct	Off	Def	Tot	Avg	PF	FO	Ast	TO	Blk	Stl	Pts	Avg
2012-13	2	0	2	1.0	0	1	.000	0	1	.000	0	0	.000	0	0	0	0.0	0	0	0	0	0	0	0	0.0
TOTAL	2	0	2	1.0	0	1	.000	0	1	.000	0	0	.000	0	0	0	0.0	0	0	0	0	0	0	0	0.0

Year	GP	GS	Min	Avg	FG	FGA	Pct	3FG	3FGA	Pct	FT	FTA	Pct	Off	Def	Tot	Avg	PF	FO	Ast	TO	Blk	Stl	Pts	Avg
2012-13																									
TOTAL																									



JOSH HENDERSON

40 RS Sophomore, Center
6'11" 220 lbs.
Roanoke, Va.
Cave Spring HS

SEASON HIGHS

- Points:** 13, 2x, last at Tennessee (1/29/13)
- FG Made:** 6, 2x, last at Tennessee (1/29/13)
- FG Atts:** 10, at Tennessee (1/29/13)
- 3FG Made:**
- 3FG Atts:**
- FT Made:** 3, at Oregon (11/16/12)
- FT Atts:** 4, at Oregon (11/16/12)
- Rebounds:** 7, vs. William & Mary (1/2/13)
- Assists:** 3, vs. William & Mary (1/2/13)
- Turnovers:** 4, 2x, last vs. Alabama (2/2/13)
- Blocks:** 2, 3x, last vs. Alabama (2/2/13)
- Steals:** 2, 3x, last vs. William & Mary (1/2/13)
- Minutes:** 32, vs. Alabama (2/2/13)

CAREER HIGHS

- Points:** 13, 2x, last at Tennessee (1/29/13)
- FG Made:** 6, 2x, last at Tennessee (1/29/13)
- FG Atts:** 10, at Tennessee (1/29/13)
- 3FG Made:**
- 3FG Atts:**
- FT Made:** 3, at Oregon (11/16/12)
- FT Atts:** 4, 2x, last at Oregon (11/16/12)
- Rebounds:** 7, vs. William & Mary (1/2/13)
- Assists:** 4, vs Bucknell (11/15/11)
- Turnovers:** 4, 2x, last vs. Alabama (2/2/13)
- Blocks:** 2, 3x, last vs. Alabama (2/2/13)
- Steals:** 2, 3x, last vs. William & Mary (1/2/13)
- Minutes:** 32, vs. Alabama (2/2/13)

HENDERSON NOTEBOOK

- ✪ Started 11 games at center position, scored in double figures in three - 13 vs. Alabama A&M (12/15), 11 vs. Cornell (12/17), 13 at Tennessee (1/29).
- ✪ Scored 13 points at Tennessee, which tied a career high.
- ✪ Played 13 minutes and had three points and two rebounds against Nicholls State.
- ✪ Played in second exhibition game against Delta State after recovering from right foot injury - scored eight points and had five rebounds against Delta State.
- ✪ Played in eight games in 2011-12 and averaged 2.6 points and 2.9 rebounds.
- ✪ Played in first game as a collegian against Oregon last year - scored four points and had four rebounds in 11 minutes.
- ✪ Scored a career-high 10 points vs. Monmouth (11/25); was 4-4 from the floor.
- ✪ Has team-high four assists vs. Bucknell (11/15)
- ✪ Redshirted in 2010-11.
- ✪ Will vie for starting spot at five position.
- ✪ Signed in the spring of 2010 with the Commodores.
- ✪ 6'11 center chose Vanderbilt over Virginia, Wake Forest, Davidson, Cincinnati, Maryland, and Penn State.

HENDERSON GAME-BY-GAME (RS-SOPHOMORE)

Opponent	M	FG-A	3P-A	FT-A	Reb	PF	A	T	B	S	PTS
N10 Nicholls State	13	1-3	0-0	1-2	2	0	0	0	0	0	3
N16 @Oregon	21	0-0	0-0	3-4	5	4	2	2	0	1	3
N22 Davidson	22	2-5	0-0	0-0	3	2	0	1	1	0	4
N23 Marist	22	2-8	0-0	0-0	4	1	0	0	1	1	4
N25 UTEP	17	2-4	0-0	1-2	1	3	0	1	0	2	5
D1 Villanova	11	0-0	0-0	1-2	3	1	0	3	0	0	1
D6 @Xavier	20	0-1	0-0	0-0	1	1	2	1	1	0	0
D15 Alabama A&M	24	6-7	0-0	1-3	4	3	2	3	0	2	13
D17 Cornell	25	5-9	0-0	1-3	5	4	2	2	2	0	11
D21 vs. MTSU	24	1-5	0-0	0-0	2	3	2	1	0	1	2
D29 Butler	24	2-4	0-0	1-2	1	3	2	0	1	1	5
J2 William & Mary	29	2-6	0-0	1-2	7	3	3	2	2	2	5
J10 Kentucky	13	0-3	0-0	0-0	2	1	1	2	1	1	0
J12 @Arkansas	12	1-3	0-0	0-0	3	1	1	4	1	0	2
J15 Ole Miss	9	2-2	0-0	1-2	2	2	0	0	0	0	5
J19 @South Carolina	21	2-6	0-0	1-2	3	2	0	2	1	1	5
J23 Auburn	18	2-4	0-0	0-1	4	2	1	3	0	1	4
J26 @Missouri	6	0-0	0-0	0-2	0	2	0	1	0	0	0
J29 @Tennessee	26	6-10	0-0	1-2	3	2	1	0	0	0	13
F2 Alabama	32	3-6	0-0	0-1	4	4	1	4	2	1	6
F6 @LSU											
F9 Arkansas											
F13 Tennessee											
F16 Texas A&M											
F20 @Kentucky											
F23 @Mississippi St.											
F27 Georgia											
M2 @Auburn											
M6 @Florida											
M9 South Carolina											

Henderson's Overall Statistics at Vanderbilt

Year	GP	GS	Min	Avg	FG	FGA	Pct	3FG	3FGA	Pct	FT	FTA	Pct	Off	Def	Tot	Avg	PF	FO	Ast	TO	Blk	Stl	Pts	Avg
2011-12	8	0	69	8.6	8	17	.471	0	0	.000	5	9	.556	12	11	23	2.9	15	0	5	5	0	1	21	2.6
2012-13	20	11	389	19.5	39	86	.453	0	0	.000	13	30	.433	25	34	59	3.0	44	0	20	32	13	14	91	4.6
TOTAL	28	11	458	16.4	47	103	.456	0	0	.000	18	39	.462	37	45	82	2.9	59	0	25	37	13	15	112	4.0

Henderson's SEC Statistics at Vanderbilt

Year	GP	GS	Min	Avg	FG	FGA	Pct	3FG	3FGA	Pct	FT	FTA	Pct	Off	Def	Tot	Avg	PF	FO	Ast	TO	Blk	Stl	Pts	Avg
2012-13	8	3	137	17.1	16	34	.471	0	0	.000	3	10	.300	6	15	21	2.6	16	0	5	16	5	4	35	4.4
TOTAL	8	3	137	17.1	16	34	.471	0	0	.000	3	10	.300	6	15	21	2.6	16	0	5	16	5	4	35	4.4



SHELDON JETER

21 Freshman, Forward
6'7" 215 lbs.
Beaver Falls, Pa.
Beaver Falls HS

SEASON HIGHS

Points: 14, vs. William & Mary (1/2/13)
FG Made: 6, vs. William & Mary (1/2/13)
FG Atts: 8, 2x, last vs. Auburn (1/23/13)
3FG Made: 2, 3x, last at Tennessee (1/29/13)
3FG Atts: 6, vs. Ole Miss (1/15/13)
FT Made: 4, at Arkansas (1/12/13)
FT Atts: 7, vs. Ole Miss (1/15/13)
Rebounds: 7, at Tennessee (1/29/13)
Assists: 2, vs. Ole Miss (1/15/13)
Turnovers: 2, 2x, last vs. Butler (12/29/12)
Blocks: 2, vs. Cornell (12/17/12)
Steals: 3, 2x, last at Missouri (1/26/13)
Minutes: 32, vs. Ole Miss (1/15/13)

CAREER HIGHS

Points: 14, vs. William & Mary (1/2/13)
FG Made: 6, vs. William & Mary (1/2/13)
FG Atts: 8, 2x, last vs. Auburn (1/23/13)
3FG Made: 2, 3x, last at Tennessee (1/29/13)
3FG Atts: 6, vs. Ole Miss (1/15/13)
FT Made: 4, at Arkansas (1/12/13)
FT Atts: 7, vs. Ole Miss (1/15/13)
Rebounds: 7, at Tennessee (1/29/13)
Assists: 2, vs. Ole Miss (1/15/13)
Turnovers: 2, 2x, last vs. Butler (12/29/12)
Blocks: 2, vs. Cornell (12/17/12)
Steals: 3, 2x, last at Missouri (1/26/13)
Minutes: 32, vs. Ole Miss (1/15/13)

MISCELLANEOUS

JETER NOTEBOOK

- ⊛ Played in all 20 games this season, scored career-high 14 points in career-best 21 minutes vs. William and Mary.
- ⊛ Started five games this season.
- ⊛ Made first career start vs. Ole Miss, scored 13 points in 32 minutes. Also had four rebounds; scored eight points and had six rebounds in second start at South Carolina.
- ⊛ Shooting 49.4% from the field for the season (40-81).
- ⊛ Played in both exhibition games, averaged 14 minutes and 2.5 rebounds. Played 17 minutes in season opener, had three points and three assists.
- ⊛ A very highly decorated player from Beaver Falls High School... Was a first-team All-State selection, and was named the Pittsburgh Post Gazette and Pittsburgh Tribune Review Player of the Year as a senior... Was also his section's Most Valuable Player as a senior... Also named the Beaver County Times Athlete of the Year.
- ⊛ Averaged 22 points, 12 rebounds, five assists, two blocks, and two steals as a senior.
- ⊛ Undecided on major at Vanderbilt.
- ⊛ Advice to youngsters: "Never change who you really are to please other people's insecurities."

JETER GAME-BY-GAME (FRESHMAN)

Opponent	M	FG-A	3P-A	FT-A	Reb	PF	A	T	B	S	PTS
N10 Nicholls State	17	1-6	1-3	0-0	3	2	1	1	0	2	3
N16 @Oregon	13	0-1	0-1	0-0	5	1	0	0	0	1	0
N22 Davidson	18	3-6	0-0	0-0	4	3	0	1	1	0	6
N23 Marist	11	1-4	1-2	0-0	2	1	0	1	0	1	3
N25 UTEP	17	2-3	1-1	0-0	1	4	1	2	0	3	5
D1 Villanova	14	1-3	1-2	0-0	0	1	0	0	0	0	3
D6 @Xavier	12	0-1	0-1	0-0	1	2	0	0	1	0	0
D15 Alabama A&M	16	2-2	1-1	0-1	6	3	1	1	1	0	5
D17 Cornell	10	0-0	0-0	0-0	1	1	0	0	2	0	0
D21 vs. MTSU	4	1-1	1-1	0-0	2	0	0	1	0	0	3
D29 Butler	13	2-3	1-2	0-0	3	2	1	2	0	1	5
J2 William & Mary	21	6-7	1-2	1-3	2	0	0	0	1	0	14
J10 Kentucky	23	2-6	0-2	0-0	5	2	0	0	1	0	4
J12 @Arkansas	17	2-6	0-0	4-5	4	0	0	1	1	0	8
J15 Ole Miss	32	4-8	2-6	3-7	4	2	2	1	0	1	13
J19 @South Carolina	23	3-4	0-1	2-5	6	3	1	1	0	0	8
J23 Auburn	20	4-8	2-4	0-0	3	2	1	1	0	1	10
J26 @Missouri	24	2-4	0-1	0-1	3	3	0	1	0	3	4
J29 @Tennessee	20	3-4	2-2	0-0	7	1	0	1	1	1	8
F2 Alabama	18	1-4	1-3	0-0	5	1	0	0	1	0	3
F6 @LSU											
F9 Arkansas											
F13 Tennessee											
F16 Texas A&M											
F20 @Kentucky											
F23 @Mississippi St.											
F27 Georgia											
M2 @Auburn											
M6 @Florida											
M9 South Carolina											

Jeter's Overall Statistics at Vanderbilt																											
Year	GP	GS	Min	Avg	FG	FGA	Pct	3FG	3FGA	Pct	FT	FTA	Pct	Off	Def	Tot	Avg	PF	FO	Ast	TO	Blk	Stl	Pts	Avg		
2012-13	20	5	343	17.2	40	81	.494	15	35	.429	10	22	.455	15	52	67	3.4	34	0	8	15	10	14	105	5.3		
TOTAL	20	5	343	17.2	40	81	.494	15	35	.429	10	22	.455	15	52	67	3.4	34	0	8	15	10	14	105	5.3		

Jeter's SEC Statistics at Vanderbilt																											
Year	GP	GS	Min	Avg	FG	FGA	Pct	3FG	3FGA	Pct	FT	FTA	Pct	Off	Def	Tot	Avg	PF	FO	Ast	TO	Blk	Stl	Pts	Avg		
2012-13	8	5	177	22.1	21	44	.477	7	19	.368	9	18	.500	8	29	37	4.6	14	0	4	6	4	6	58	7.3		
TOTAL	8	5	177	22.1	21	44	.477	7	19	.368	9	18	.500	8	29	37	4.6	14	0	4	6	4	6	58	7.3		



KEDREN JOHNSON

2

Sophomore, Guard
6'4" 215 lbs.
Lewisburg, Tenn.
Marshall County HS

SEASON HIGHS

- Points:** 28, vs. Davidson (11/22/12)
- FG Made:** 11, vs. Davidson (11/22/12)
- FG Atts:** 19, 2x, last vs. Kentucky (1/10/13)
- 3FG Made:** 5, vs. Ole Miss (1/15/13)
- 3FG Atts:** 11, vs. Ole Miss (1/15/13)
- FT Made:** 8, vs. Auburn (1/23/13)
- FT Atts:** 10, vs. Auburn (1/23/13)
- Rebounds:** 8, 2x, last at S. Carolina (1/19/13)
- Assists:** 8, vs. Ole Miss (1/15/13)
- Turnovers:** 6, vs. MTSU (12/21/12)
- Blocks:** 4, vs. Alabama (2/2/13)
- Steals:** 4, 3x, last vs. Kentucky (1/10/13)
- Minutes:** 41, 2x, last vs. Ole Miss (1/15/13)

CAREER HIGHS

- Points:** 28, vs. Davidson (11/22/12)
- FG Made:** 11, vs. Davidson (11/22/12)
- FG Atts:** 19, 2x, last vs. Kentucky (1/10/13)
- 3FG Made:** 5, vs. Ole Miss (1/15/13)
- 3FG Atts:** 11, vs. Ole Miss (1/15/13)
- FT Made:** 8, vs. Auburn (1/23/13)
- FT Atts:** 10, vs. Auburn (1/23/13)
- Rebounds:** 8, 2x, last at S. Carolina (1/19/13)
- Assists:** 8, vs. Ole Miss (1/15/13)
- Turnovers:** 6, vs. MTSU (12/21/12)
- Blocks:** 4, vs. Alabama (2/2/13)
- Steals:** 4, 3x, last vs. Kentucky (1/10/13)
- Minutes:** 41, 2x, last vs. Ole Miss (1/15/13)

JOHNSON NOTEBOOK

- ☛ Scored a career-high 28 points vs. Davidson, and scored 20+ points in three games (Nicholls State, Davidson, MTSU).
- ☛ Scored 15 points and had seven rebounds, both team bests, against Alabama (2/2).
- ☛ Leads team in scoring and assists, and scored in double figures in 16 of 20 games this season.
- ☛ Scored 19 points and had career-high eight assists vs. Ole Miss (1/15)...also made career-high five threes.
- ☛ Tallied 19 points at Xavier in 66-64 overtime win.
- ☛ Played in all 36 games in 2011-12 as a freshman, and averaged 3.1 points and 1.2 points per game.
- ☛ Put the Commodores up for good with lay-in against Kentucky in finals of 2012 SEC Tournament.
- ☛ Had career-high 12 points vs. Bucknell (11/15). Tied career high in minutes played with 27 vs. Florida (2/28).
- ☛ Posted career-high five assists at Ole Miss (2/16).
- ☛ Freshman point guard who starred at nearby Marshall County High School, where he was named Mr. Basketball for the state of Tennessee for Class 2A and was the Tennessean Player of the Year for two years.
- ☛ Averaged 27.3 points, 10.0 rebounds, 8.0 assists, 3.6 steals and 1.5 blocks in his senior season at Marshall County, where he departed as the school's all-time scoring and assist leader.
- ☛ Nickname is Kee.
- ☛ Chose the Commodores over Florida, Louisville, Memphis, and Alabama.

JOHNSON GAME-BY-GAME (SOPHOMORE)

Opponent	M	FG-A	3P-A	FT-A	Reb	PF	A	T	B	S	PTS
N10 Nicholls State	38	8-14	3-7	6-9	6	1	6	2	1	1	25
N16 @Oregon	38	5-15	2-8	2-4	4	2	3	5	0	0	14
N22 Davidson	30	11-17	4-6	2-2	3	4	1	5	0	1	28
N23 Marist	38	2-11	0-5	0-0	8	3	3	2	0	2	4
N25 UTEP	36	7-11	2-4	1-2	2	1	0	2	0	4	17
D1 Villanova	39	4-10	4-9	0-1	5	1	4	4	2	2	12
D6 @Xavier	41	8-16	2-6	1-3	4	1	3	3	2	4	19
D15 Alabama A&M	33	5-12	3-6	6-8	4	3	3	1	0	2	19
D17 Cornell	18	5-6	3-4	2-4	4	4	1	4	1	1	15
D21 vs. MTSU	35	9-19	1-5	6-8	2	1	2	6	0	2	25
D29 Butler	31	3-10	1-3	2-5	2	2	4	2	0	0	9
J2 William & Mary	25	5-12	2-6	0-1	3	4	2	2	0	0	12
J10 Kentucky	37	8-19	2-9	0-1	2	2	6	4	0	4	18
J12 @Arkansas	26	0-3	0-2	3-4	2	2	2	5	0	0	3
J15 Ole Miss	41	6-14	5-11	2-2	2	0	8	1	0	1	19
J19 @South Carolina	23	0-6	0-3	3-4	8	4	4	4	1	0	3
J23 Auburn	33	3-9	1-3	8-10	7	1	4	2	1	1	15
J26 @Missouri	32	5-11	1-5	0-0	2	0	3	1	0	0	11
J29 @Tennessee	23	4-13	0-2	6-7	1	3	1	2	0	0	14
F2 Alabama	36	5-9	2-3	3-4	7	2	3	5	4	2	15
F6 @LSU											
F9 Arkansas											
F13 Tennessee											
F16 Texas A&M											
F20 @Kentucky											
F23 @Mississippi St.											
F27 Georgia											
M2 @Auburn											
M6 @Florida											
M9 South Carolina											

Johnson's Overall Statistics at Vanderbilt

Year	GP	GS	Min	Avg	FG	FGA	Pct	3FG	3FGA	Pct	FT	FTA	Pct	Off	Def	Tot	Avg	PF	FO	Ast	TO	Blk	Stl	Pts	Avg
2011-12	36	0	521	14.5	37	108	.343	10	42	.238	27	34	.794	2	42	44	1.2	32	0	66	42	5	18	111	3.1
2012-13	20	20	653	32.7	103	237	.435	38	107	.355	53	79	.671	8	70	78	3.9	41	0	63	62	12	27	297	14.9
TOTAL	56	20	1174	21.0	140	345	.406	48	149	.322	80	113	.708	10	112	122	2.2	73	0	129	104	17	45	408	7.3

Johnson's SEC Statistics at Vanderbilt

Year	GP	GS	Min	Avg	FG	FGA	Pct	3FG	3FGA	Pct	FT	FTA	Pct	Off	Def	Tot	Avg	PF	FO	Ast	TO	Blk	Stl	Pts	Avg
2011-12	16	0	225	14.1	11	36	.306	2	11	.182	13	16	.813	1	18	19	1.2	15	0	32	16	3	4	37	2.3
2012-13	8	8	251	31.4	31	84	.369	11	38	.289	25	32	.781	2	29	31	3.9	14	0	31	24	6	8	98	12.3
TOTAL	24	8	476	19.8	42	120	.350	13	49	.265	38	48	.792	3	47	50	2.1	29	0	63	40	9	12	135	5.6



CARTER JOSEPHS

14 Freshman, Guard
5'10" 165 lbs.
San Antonio, Texas
Tom C. Clark HS

SEASON HIGHS

Points:
FG Made:
FG Atts:
3FG Made:
3FG Atts:
FT Made:
FT Atts:
Rebounds:
Assists:
Turnovers:
Blocks:
Steals:
Minutes: 1, 3x, last vs. Alabama A&M (12/15/12)

CAREER HIGHS

Points:
FG Made:
FG Atts:
3FG Made:
3FG Atts:
FT Made:
FT Atts:
Rebounds:
Assists:
Turnovers:
Blocks:
Steals:
Minutes: 1, 3x, last vs. Alabama A&M (12/15/12)

MISCELLANEOUS

JOSEPHS NOTEBOOK

- ☛ Walk-on guard from San Antonio, Texas, who played at Tom C. Clark High School.
- ☛ Was his team's captain and defensive MVP in 2011-12, where he averaged 7.8 points, 5.2 assists, and 3.7 rebounds per game.
- ☛ Academically, he was a member of the National Honor Society and the Spanish National Honor Society, and was a National Achievement Scholar Semifinalist, and won the Clark Principal's Award from 2009-12.
- ☛ Plans to major in mechanical engineering.
- ☛ Advice to youngsters: "Work harder than everyone else."

JOSEPHS GAME-BY-GAME (FRESHMAN)

Opponent	M	FG-A	3P-A	FT-A	Reb	PF	A	T	B	S	PTS
N10 Nicholls State	DNP										
N16 @Oregon	1	0-0	0-0	0-0	0	0	0	0	0	0	0
N22 Davidson	DNP										
N23 Marist	DNP										
N25 UTEP	1	0-0	0-0	0-0	0	0	0	0	0	0	0
D1 Villanova	DNP										
D6 @Xavier	DNP										
D15 Alabama A&M	1	0-0	0-0	0-0	0	0	0	0	0	0	0
D17 Cornell	DNP										
D21 vs. MTSU	DNP										
D29 Butler	DNP										
J2 William & Mary	DNP										
J10 Kentucky	DNP										
J12 @Arkansas	DNP										
J15 Ole Miss	DNP										
J19 @South Carolina	DNP										
J23 Auburn	DNP										
J26 @Missouri	DNP										
J29 @Tennessee	DNP										
F2 Alabama	DNP										
F6 @LSU											
F9 Arkansas											
F13 Tennessee											
F16 Texas A&M											
F20 @Kentucky											
F23 @Mississippi St.											
F27 Georgia											
M2 @Auburn											
M6 @Florida											
M9 South Carolina											

Josephs' Overall Statistics at Vanderbilt																										
Year	GP	GS	Min	Avg	FG	FGA	Pct	3FG	3FGA	Pct	FT	FTA	Pct	Off	Def	Tot	Avg	PF	FO	Ast	TO	Blk	Stl	Pts	Avg	
2012-13	3	0	3	1.0	0	0	.000	0	0	.000	0	0	.000	0	0	0	0.0	0	0	0	0	0	0	0	0.0	
TOTAL	3	0	3	1.0	0	0	.000	0	0	.000	0	0	.000	0	0	0	0.0	0	0	0	0	0	0	0	0.0	

Josephs' SEC Statistics at Vanderbilt																										
Year	GP	GS	Min	Avg	FG	FGA	Pct	3FG	3FGA	Pct	FT	FTA	Pct	Off	Def	Tot	Avg	PF	FO	Ast	TO	Blk	Stl	Pts	Avg	
2012-13																										
TOTAL																										



SHELBY MOATS

34 | Sophomore, Forward
6'8" 225 lbs.
Waconia, Minn.
Waconia HS

SEASON HIGHS

- Points:** 9, vs. Kentucky (1/10/13)
- FG Made:** 4, vs. Kentucky (1/10/13)
- FG Atts:** 7, 2x, last vs. Kentucky (1/10/13)
- 3FG Made:** 2, vs. Nicholls State (11/10/12)
- 3FG Atts:** 5, vs. Nicholls State (11/10/12)
- FT Made:** 3, vs. Butler (12/29/12)
- FT Atts:** 5, vs. Butler (12/29/12)
- Rebounds:** 10, vs. Kentucky (1/10/13)
- Assists:** 4, vs. Ole Miss (1/15/13)
- Turnovers:** 3, vs. Villanova (12/11/12)
- Blocks:** 1, vs. Alabama A&M (12/15/12)
- Steals:** 2, at Arkansas (1/12/13)
- Minutes:** 36, vs. Ole Miss (1/15/13)

CAREER HIGHS

- Points:** 9, vs. Kentucky (1/10/13)
- FG Made:** 4, vs. Kentucky (1/10/13)
- FG Atts:** 7, 2x, last vs. Kentucky (1/10/13)
- 3FG Made:** 2, vs. Nicholls State (11/10/12)
- 3FG Atts:** 5, vs. Nicholls State (11/10/12)
- FT Made:** 3, vs. Butler (12/29/12)
- FT Atts:** 5, vs. Butler (12/29/12)
- Rebounds:** 10, vs. Kentucky (1/10/13)
- Assists:** 4, vs. Ole Miss (1/15/13)
- Turnovers:** 4, vs. Monmouth (11/25/11)
- Blocks:** 2, at Ole Miss (2/16/12)
- Steals:** 2, at Arkansas (1/12/13)
- Minutes:** 36, vs. Ole Miss (1/15/13)

MOATS NOTEBOOK

- ⊛ Scored career-high 10 points and had career-best nine rebounds vs. UK (1/10).
- ⊛ Played 30 minutes in first collegiate start vs. Nicholls State - scored eight points and had two rebounds.
- ⊛ Played career-high 36 minutes vs. Ole Miss in fifth career start - grabbed eight rebounds.
- ⊛ Played in 16 games last season as a true freshman and averaged 0.5 points and 0.9 rebounds per game.
- ⊛ Had first two blocks of his collegiate career at Ole Miss (2/16/12).
- ⊛ Made first career 3-pointer vs Monmouth (11/25); also added career-high six boards vs. Monmouth.
- ⊛ Powerfully-built power forward who has excellent shooting touch from beyond-the-arc.
- ⊛ Was the valedictorian of his Waconia High School senior class in 2011.
- ⊛ Four-year varsity letterwinner in basketball, two-year captain, and a two-year letterman in football at Waconia
- ⊛ Averaged 22 points and 12 rebounds in his senior year at Waconia and ended his career with 1,772 points and 985 rebounds.
- ⊛ Plans on majoring in Economics at Vanderbilt.
- ⊛ Chose the Commodores over Washington State and Northwestern.

MOATS GAME-BY-GAME (SOPHOMORE)

Opponent	M	FG-A	3P-A	FT-A	Reb	PF	A	T	B	S	PTS
N10 Nicholls State	30	3-7	2-5	0-0	2	1	1	0	0	0	8
N16 @Oregon	22	0-2	0-2	0-0	2	5	1	0	0	0	0
N22 Davidson	18	0-2	0-2	0-0	2	3	1	0	0	0	0
N23 Marist	18	1-6	0-4	0-0	7	2	0	2	0	1	2
N25 UTEP	23	3-6	1-2	1-1	5	2	3	0	0	1	8
D1 Villanova	26	2-6	0-2	2-4	1	5	1	3	0	1	6
D6 @Xavier	25	1-4	1-4	0-2	5	4	1	1	0	1	3
D15 Alabama A&M	15	0-2	0-0	0-2	4	1	1	0	1	0	0
D17 Cornell	14	0-1	0-0	0-2	1	1	3	0	0	0	0
D21 vs. MTSU	16	1-2	1-1	2-2	2	1	2	1	0	1	5
D29 Butler	16	2-5	1-1	3-5	5	4	0	2	0	0	8
J2 William & Mary	8	1-1	0-0	0-0	2	4	0	1	0	1	2
J10 Kentucky	27	4-7	1-1	0-0	10	3	1	0	0	0	9
J12 @Arkansas	24	1-1	1-1	0-0	1	0	0	0	0	2	3
J15 Ole Miss	36	1-4	0-2	0-3	8	2	4	0	0	1	2
J19 @South Carolina	14	1-2	0-0	1-2	0	4	1	2	0	0	3
J23 Auburn	20	2-3	0-0	0-1	3	3	0	2	0	0	4
J26 @Missouri	18	1-1	0-0	0-0	1	1	0	1	0	0	2
J29 @Tennessee	1	0-1	0-0	0-0	1	0	0	0	0	0	0
F2 Alabama	DNP										
F6 @LSU											
F9 Arkansas											
F13 Tennessee											
F16 Texas A&M											
F20 @Kentucky											
F23 @Mississippi St.											
F27 Georgia											
M2 @Auburn											
M6 @Florida											
M9 South Carolina											

Moats' Overall Statistics at Vanderbilt

Year	GP	GS	Min	Avg	FG	FGA	Pct	3FG	3FGA	Pct	FT	FTA	Pct	Off	Def	Tot	Avg	PF	FO	Ast	TO	Blk	Stl	Pts	Avg
2011-12	16	0	65	4.1	3	13	.231	2	11	.182	0	1	.000	3	12	15	0.9	8	0	5	6	3	1	8	0.5
2012-13	19	8	371	19.5	24	63	.381	8	27	.296	9	24	.375	27	35	62	3.3	46	2	20	15	1	9	65	3.4
TOTAL	35	8	436	12.5	27	76	.355	10	38	.263	9	25	.360	30	47	77	2.2	54	2	25	21	4	10	73	2.1

Moats' SEC Statistics at Vanderbilt

Year	GP	GS	Min	Avg	FG	FGA	Pct	3FG	3FGA	Pct	FT	FTA	Pct	Off	Def	Tot	Avg	PF	FO	Ast	TO	Blk	Stl	Pts	Avg
2011-12	7	0	16	2.3	0	2	.000	0	2	.000	0	0	.000	0	4	4	0.6	1	0	0	1	3	0	0	0.0
2012-13	7	4	140	20.0	10	19	.526	2	4	.500	1	6	.167	11	13	24	3.4	13	0	6	5	0	3	23	3.3
TOTAL	14	4	156	11.1	10	21	.476	2	6	.333	1	6	.167	11	17	28	2.0	14	0	6	6	3	3	23	1.6



ROD ODOM

O

Junior, Forward
6'9" 220 lbs.
Central Islip, N.Y.
Middlesex School (Mass.)

SEASON HIGHS

Points: 17, 2x, last at Missouri (1/26/13)
FG Made: 6, 2x, last at Missouri (1/26/13)
FG Atts: 16, vs. Kentucky (1/10/13)
3FG Made: 4, vs. Alabama A&M (12/15/12)
3FG Atts: 9, vs. Kentucky (1/10/13)
FT Made: 6, vs. Auburn (1/23/13)
FT Atts: 7, vs. Kentucky (1/10/13)
Rebounds: 7, 3x, last vs. Cornell (12/17/12)
Assists: 2, 4x, last at Missouri (1/26/13)
Turnovers: 4, 3x, last vs. Kentucky (1/10/13)
Blocks: 2, 2x, last vs. William & Mary (1/2/13)
Steals: 2, 2x, last vs. Alabama A&M (12/15/12)
Minutes: 36, vs. Kentucky (1/10/13)

CAREER HIGHS

Points: 17, 2x, last at Missouri (1/26/13)
FG Made: 6, 2x, last at Missouri (1/26/13)
FG Atts: 16, vs. Kentucky (1/10/13)
3FG Made: 4, vs. Alabama A&M (12/15/12)
3FG Atts: 9, vs. Kentucky (1/10/13)
FT Made: 6, vs. Auburn (1/23/13)
FT Atts: 7, vs. Kentucky (1/10/13)
Rebounds: 8, vs. Oregon (11/11/11)
Assists: 2, 9x, last at Missouri (1/26/13)
Turnovers: 5 vs. Belmont (12/4/10)
Blocks: 2, 3x, last vs. William & Mary (1/2/13)
Steals: 4, at Missouri (12/8/10)
Minutes: 36, vs. Kentucky (1/10/13)

MISCELLANEOUS

	2012-13	Career
Double-Digit Scoring	7	13
3+ 3-Pt FG's	4	8
Starts	19	29

ODOM NOTEBOOK

- ⊛ Played in all 90 games in his Commodores career and started in 19 of 20 games this year, will be called upon for leadership on and off the court this season.
- ⊛ Scored in double figures in seven games this season, including career-high 17-point performances vs. Alabama A&M (12/17) and at Missouri (1/26).
- ⊛ Averaged 2.4 points and 2.0 rebounds per game in 2011-12.
- ⊛ Was team's second-leading scorer in exhibition season, averaging 14.5 points per game...scored seven points and had seven rebounds in season opener vs. Nicholls State.
- ⊛ Recorded a career-high of eight rebounds vs. Oregon in 2011 (11/11/11). His previous best was seven vs. Kentucky on February 12, 2011.
- ⊛ Scored five points and had six rebounds in 27 minutes against Harvard (3/15/12).
- ⊛ Tallied six rebounds vs. LSU, his best in SEC play this season.
- ⊛ Scored in double-figures vs. Bucknell with 10 points (11/15/11)
- ⊛ Made first start of his career vs. Monmouth (11/25/11).
- ⊛ Power forward who played in all 34 games as a true freshman...Started eight games.
- ⊛ Averaged 3.9 points and 2.6 rebounds per game as a freshman.
- ⊛ Scored in double-figures in five games in 2010-11, and tallied a career-high 12 points against Arkansas (1/29/11).
- ⊛ Scored 10 points and had five rebounds off of the bench vs. Florida (3/5/11).
- ⊛ Tallied 11 points at Georgia (2/16/11), grabbed 5 rebounds, and was 3-of-5 from beyond the arc.
- ⊛ Scored five points in collegiate debut vs. Presbyterian in 2010; made his first three-point basket on Brad Tinsley's 10th assist, which capped off the school's first ever triple-double.
- ⊛ Chose the Commodores over Harvard, West Virginia, Arizona, UConn, Louisville, Boston College, Michigan, and Oklahoma State.

ODOM GAME-BY-GAME (JUNIOR)


Opponent	M	FG-A	3P-A	FT-A	Reb	PF	A	T	B	S	PTS
N10 Nicholls State	33	3-5	1-3	0-0	7	1	1	3	1	1	7
N16 @Oregon	24	3-13	1-6	2-2	3	4	1	4	0	1	9
N22 Davidson	31	1-7	0-5	4-6	4	0	1	1	1	0	6
N23 Marist	30	2-10	0-1	1-2	4	3	0	1	1	1	5
N25 UTEP	33	5-11	2-6	4-6	7	1	0	1	1	2	16
D1 Villanova	31	5-13	2-6	2-2	2	4	1	0	0	0	14
D6 @Xavier	31	2-5	2-4	1-4	2	5	0	4	0	0	7
D15 Alabama A&M	30	6-11	4-6	1-3	2	1	2	1	1	2	17
D17 Cornell	34	4-12	3-8	2-4	7	1	2	1	0	0	13
D21 vs. MTSU	19	2-4	0-1	1-1	2	4	0	2	0	1	5
D29 Butler	31	1-9	1-3	1-2	5	3	0	1	2	0	4
J2 William & Mary	33	4-7	1-4	3-3	5	0	2	2	2	1	12
J10 Kentucky	36	3-16	2-9	4-7	4	3	0	4	0	0	12
J12 @Arkansas	24	2-6	1-3	0-0	4	1	0	2	0	1	5
J15 Ole Miss	25	3-6	3-6	0-2	4	5	1	0	1	0	9
J19 @South Carolina	30	2-3	1-2	3-4	4	3	1	1	0	0	8
J23 Auburn	29	1-8	0-3	6-6	6	0	0	2	0	0	8
J26 @Missouri	32	6-12	3-5	2-2	3	1	2	2	1	1	17
J29 @Tennessee	32	1-3	0-2	0-0	1	1	1	2	1	0	2
F2 Alabama	31	3-5	1-2	1-2	6	0	0	0	0	0	8
F6 @LSU											
F9 Arkansas											
F13 Tennessee											
F16 Texas A&M											
F20 @Kentucky											
F23 @Mississippi St.											
F27 Georgia											
M2 @Auburn											
M6 @Florida											
M9 South Carolina											

Odom's Overall Statistics at Vanderbilt

Year	GP	GS	Min	Avg	FG	FGA	Pct	3FG	3FGA	Pct	FT	FTA	Pct	Off	Def	Tot	Avg	PF	FO	Ast	TO	Blk	Stl	Pts	Avg
2010-11	34	8	533	15.7	47	115	.409	28	75	.373	10	16	.625	35	53	88	2.6	71	1	12	38	4	15	132	3.9
2011-12	36	2	517	14.4	30	77	.390	15	40	.375	12	22	.545	25	48	73	2.0	70	0	19	20	8	7	87	2.4
2012-13	20	19	599	30.0	59	166	.355	28	85	.329	38	58	.655	31	51	82	4.1	41	2	15	34	12	11	184	9.2
TOTAL	90	29	1649	18.3	136	358	.380	71	200	.355	60	96	.625	91	152	243	2.7	182	3	46	92	24	33	403	4.5

Odom's SEC Statistics at Vanderbilt

Year	GP	GS	Min	Avg	FG	FGA	Pct.	3pt	3ptA	Pct	FT	FTA	Pct	Off	Def	Tot	Avg	PF	FO	Ast	TO	Blk	Stl	Pts	Avg
2010-11	16	4	268	16.8	24	51	.471	13	32	.406	4	6	.667	15	25	40	2.5	37	1	6	20	0	6	65	4.1
2011-12	16	0	205	12.8	9	25	.360	6	15	.400	8	13	.615	6	21	27	1.7	24	0	13	7	3	2	32	2.0
2012-13	8	7	239	29.9	21	59	.356	11	32	.344	16	23	.696	15	17	32	4.0	14	1	5	13	3	2	69	8.6
TOTAL	40	11	712	17.8	54	135	.400	30	79	.380	28	42	.667	36	63	99	2.5	75	2	24	40	6	10	166	4.2



DAI-JON PARKER

24

Freshman, Guard
6'3" 190 lbs.
Baton Rouge, La.
Milton HS (Ga.)

SEASON HIGHS

- Points:** 16, vs. Ole Miss (1/15/13)
- FG Made:** 5, vs. Ole Miss (1/15/13)
- FG Atts:** 9, vs. Ole Miss (1/15/13)
- 3FG Made:** 2, 3x, last at Missouri (1/26/13)
- 3FG Atts:** 5, 2x, last at Missouri (1/26/13)
- FT Made:** 6, at South Carolina (1/19/13)
- FT Atts:** 7, 2x, last at South Carolina (1/19/13)
- Rebounds:** 6, vs. Ole Miss (1/15/13)
- Assists:** 4, 2x, last vs. Auburn (1/23/13)
- Turnovers:** 5, at South Carolina (1/19/13)
- Blocks:** 3, vs. William & Mary (1/2/13)
- Steals:** 2, 2x, last vs. William & Mary (1/2/13)
- Minutes:** 38, vs. Ole Miss (1/15/13)

CAREER HIGHS

- Points:** 16, vs. Ole Miss (1/15/13)
- FG Made:** 5, vs. Ole Miss (1/15/13)
- FG Atts:** 10, vs. Bucknell (11/15/11)
- 3FG Made:** 2, 5x, last at Missouri (1/26/13)
- 3FG Atts:** 7, vs. Bucknell (11/15/11)
- FT Made:** 6, at South Carolina (1/19/13)
- FT Atts:** 7, 2x, last at South Carolina (1/19/13)
- Rebounds:** 6, vs. Ole Miss (1/15/13)
- Assists:** 4, 2x, last vs. Auburn (1/23/13)
- Turnovers:** 5, at South Carolina (1/19/13)
- Blocks:** 3, vs. William & Mary (1/2/13)
- Steals:** 2, 4x, last vs. William & Mary (1/2/13)
- Minutes:** 38, vs. Ole Miss (1/15/13)

PARKER NOTEBOOK

- ⊕ Made first collegiate start against Ole Miss (1/15) and had career bests in points (16), rebounds (6), assists (4), and minutes (38)...started last six games.
- ⊕ Scored 11 points at South Carolina in second start.
- ⊕ Returned from an eight-game suspension against Cornell (12/17), and played a career-high 28 minutes.
- ⊕ Scored season high eight points vs. UK (1/10/13).
- ⊕ Played nine minutes in collegiate debut vs. Oregon (11/11/11).
- ⊕ Played in all 36 games as a true freshman, and averaged 1.7 points and 1.0 rebounds per game.
- ⊕ Tied a career high with two made threes against Auburn (1/7/12).
- ⊕ Had career high four free throws made and five rebounds vs. Georgia (1/14/12).
- ⊕ Scored career-high 10 points vs. Monmouth (11/25/11), his first double-digit scoring game.
- ⊕ Athletic shooting guard whose Milton High School team in Alpharetta, Ga., had three other Division I players in the starting five.
- ⊕ Standout three-sport athlete in high school.
- ⊕ Averaged 14 points, six rebounds, five assists, two blocks and two steals in his senior season at Milton.
- ⊕ His 2010 Milton team captured the Class 5A state championship, and the 2011 team won the regional champion ship.
- ⊕ Milton teammates Shannon Scott (Ohio State), Julian Royal (Georgia Tech), and Jordan Loyd (Furman) all signed to play Division I basketball.
- ⊕ Advice to youngsters: "Get the grades, basketball isn't going anywhere."

PARKER GAME-BY-GAME (SOPHOMORE)

Opponent	M	FG-A	3P-A	FT-A	Reb	PF	A	T	B	S	PTS
N10 Nicholls State	DNP										
N16 @Oregon	DNP										
N22 Davidson	DNP										
N23 Marist	DNP										
N25 UTEP	DNP										
D1 Villanova	DNP										
D6 @Xavier	DNP										
D15 Alabama A&M	DNP										
D17 Cornell	28	1-3	0-2	0-0	3	2	1	1	0	0	2
D21 vs. MTSU	22	0-2	0-1	0-0	2	1	1	0	0	2	0
D29 Butler	21	2-5	1-2	0-0	3	1	0	1	0	0	5
J2 William & Mary	27	1-5	1-3	1-2	3	0	2	2	3	2	4
J10 Kentucky	23	3-8	2-5	0-0	4	3	1	1	0	1	8
J12 @Arkansas	18	0-3	0-3	0-0	1	0	2	4	0	0	0
J15 Ole Miss	38	5-9	2-3	4-7	6	2	4	2	0	1	16
J19 @South Carolina	31	2-7	1-2	6-7	5	3	3	5	0	0	11
J23 Auburn	21	1-3	0-1	4-5	2	4	4	1	0	0	6
J26 @Missouri	28	3-7	2-5	0-2	2	1	3	1	0	1	8
J29 @Tennessee	22	3-5	0-0	1-2	1	3	2	2	0	1	7
F2 Alabama	23	0-2	0-0	0-0	0	3	3	2	0	0	0
F6 @LSU											
F9 Arkansas											
F13 Tennessee											
F16 Texas A&M											
F20 @Kentucky											
F23 @Mississippi St.											
F27 Georgia											
M2 @Auburn											
M6 @Florida											
M9 South Carolina											

Parker's Overall Statistics at Vanderbilt

Year	GP	GS	Min	Avg	FG	FGA	Pct	3FG	3FGA	Pct	FT	FTA	Pct	Off	Def	Tot	Avg	PF	FO	Ast	TO	Blk	Stl	Pts	Avg
2011-12	36	0	398	11.1	22	71	.310	11	44	.250	6	9	.667	5	30	35	1.0	28	0	25	17	6	9	61	1.7
2012-13	12	6	302	25.2	21	59	.356	9	27	.333	16	25	.640	6	25	31	2.6	23	0	26	21	3	8	67	5.6
TOTAL	48	6	700	14.6	43	130	.331	20	71	.282	22	34	.647	11	55	66	1.4	51	0	51	38	9	17	128	2.7

Parker's SEC Statistics at Vanderbilt

Year	GP	GS	Min	Avg	FG	FGA	Pct	3FG	3FGA	Pct	FT	FTA	Pct	Off	Def	Tot	Avg	PF	FO	Ast	TO	Blk	Stl	Pts	Avg
2011-12	16	0	171	10.7	10	23	.435	6	16	.375	4	5	.800	1	18	19	1.2	16	0	9	8	0	2	30	1.9
2012-13	8	6	204	25.5	17	44	.386	7	19	.368	15	23	.652	4	17	21	2.6	19	0	22	18	0	4	56	7.0
TOTAL	24	6	375	15.6	27	67	.403	13	35	.371	19	28	.679	5	35	40	1.7	35	0	31	26	0	6	86	3.6



JAMES SIAKAM

35

RS Freshman, Forward
6'7" 210 lbs.
Douala, Cameroon
Brehm Prep (Ill.)

SEASON HIGHS

Points: 8, vs. Marist (11/23/12)
FG Made: 3, 2x, last at Missouri (1/26/13)
FG Atts: 5, vs. Marist (11/23/12)
3FG Made:
3FG Atts:
FT Made: 2, 5x, last at Tennessee (1/29/13)
FT Atts: 6, at Arkansas (1/12/13)
Rebounds: 8, vs. Marist (11/23/12)
Assists: 1, 5x, last at Missouri (1/26/13)
Turnovers: 3, vs. Marist (11/23/12)
Blocks: 2, vs. MTSU (12/21/12)
Steals: 2, vs. Marist (11/23/12)
Minutes: 20, vs. MTSU (12/21/12)

CAREER HIGHS

Points: 8, vs. Marist (11/23/12)
FG Made: 3, 2x, last at Missouri (1/26/13)
FG Atts: 5, vs. Marist (11/23/12)
3FG Made:
3FG Atts:
FT Made: 2, 5x, last at Tennessee (1/29/13)
FT Atts: 6, at Arkansas (1/12/13)
Rebounds: 8, vs. Marist (11/23/12)
Assists: 1, 5x, last at Missouri (1/26/13)
Turnovers: 3, vs. Marist (11/23/12)
Blocks: 2, vs. MTSU (12/21/12)
Steals: 2, vs. Marist (11/23/12)
Minutes: 20, vs. MTSU (12/21/12)

SIKAM NOTEBOOK

- ✪ Played in 17 games this season.
- ✪ Played 19 minutes at Arkansas (1/12), scored four points and had seven rebounds vs. Razorbacks.
- ✪ Played 16 minutes at Missouri (1/26), tallied seven points in 16 minutes.
- ✪ Scored career high eight points and grabbed career high eight rebounds vs. Marist (11/23).
- ✪ Was a dominant force around the basket vs. St. Xavier in an exhibition game, posting a 22-point, 17-rebound effort - both would have been career highs. He had 11 offensive rebounds, and had a double-double before the first half was complete. Averaged 11 points and 12 rebounds in the two exhibition contests.
- ✪ Played in 13 games in 2011-12, and averaged 0.5 points and 0.2 rebounds per game.
- ✪ Appeared in first game of his college career against Cleveland St. (11/13/11); scored first point of career against Bucknell (11/15/11).
- ✪ Tallied his first collegiate field goal against LSU (2/9/12).
- ✪ Redshirted in 2010-11.
- ✪ Averaged 18 points, 10 rebounds, and five blocks per game for his Brehm (Ill.) Prep team.
- ✪ Chose the Commodores over Southern Illinois, Marquette, Illinois, Florida, Virginia, and UCLA.
- ✪ Advice to youngsters: "Work hard for whatever you want because nothing is free. Stay humble, and above all, put God first in any of your endeavors."

SIKAM GAME-BY-GAME (RS-SOPHOMORE)


Opponent	M	FG-A	3P-A	FT-A	Reb	PF	A	T	B	S	PTS
N10 Nicholls State	9	1-1	0-0	2-2	1	4	1	0	0	0	4
N16 @Oregon	13	0-1	0-0	0-0	0	0	0	0	0	0	0
N22 Davidson	11	2-2	0-0	0-0	0	1	0	1	0	0	4
N23 Marist	19	3-5	0-0	2-4	8	2	0	3	1	2	8
N25 UTEP	11	0-2	0-0	2-2	4	3	0	1	0	1	2
D1 Villanova	11	0-0	0-0	0-0	1	1	0	0	0	0	0
D6 @Xavier	14	0-0	0-0	1-2	2	3	0	1	0	0	1
D15 Alabama A&M	9	1-1	0-0	1-2	2	2	1	0	0	0	3
D17 Cornell	6	0-0	0-0	0-0	2	0	1	1	1	1	0
D21 vs. MTSU	20	0-0	0-0	0-0	1	3	1	1	2	0	0
D29 Butler	9	0-2	0-0	0-0	2	0	0	2	0	0	0
J2 William & Mary	2	0-0	0-0	0-0	1	0	0	0	0	0	0
J10 Kentucky	DNP										
J12 @Arkansas	19	1-4	0-0	2-6	7	4	0	2	0	1	4
J15 Ole Miss	1	0-0	0-0	0-0	0	0	0	0	0	0	0
J19 @South Carolina	DNP										
J23 Auburn	DNP										
J26 @Missouri	16	3-6	0-0	1-3	4	3	1	1	1	1	7
J29 @Tennessee	13	1-2	0-0	2-2	2	1	0	1	0	0	4
F2 Alabama	8	2-2	0-0	0-0	0	1	0	1	0	0	4
F6 @LSU											
F9 Arkansas											
F13 Tennessee											
F16 Texas A&M											
F20 @Kentucky											
F23 @Mississippi St.											
F27 Georgia											
M2 @Auburn											
M6 @Florida											
M9 South Carolina											

Siakam's Overall Statistics at Vanderbilt

Year	GP	GS	Min	Avg	FG	FGA	Pct	3FG	3FGA	Pct	FT	FTA	Pct	Off	Def	Tot	Avg	PF	FO	Ast	TO	Blk	Stl	Pts	Avg
2011-12	13	0	25	1.9	2	5	.400	0	0	.000	2	4	.500	1	1	2	0.2	3	0	0	1	1	0	6	0.5
2012-13	17	1	191	11.2	14	28	.500	0	0	.000	13	25	.520	19	18	37	2.2	28	0	5	15	5	6	41	2.4
TOTAL	30	1	216	7.2	16	33	.485	0	0	.000	15	29	.517	20	19	39	1.3	31	0	5	16	6	6	47	1.6

Siakam's SEC Statistics at Vanderbilt

Year	GP	GS	Min	Avg	FG	FGA	Pct	3FG	3FGA	Pct	FT	FTA	Pct	Off	Def	Tot	Avg	PF	FO	Ast	TO	Blk	Stl	Pts	Avg
2011-12	6	0	9	1.5	2	2	1.000	0	0	.000	0	0	.000	1	1	2	0.3	3	0	0	0	0	0	4	0.7
2012-13	5	1	57	11.4	7	14	.500	0	0	.000	5	11	.455	5	8	13	2.6	9	0	1	5	1	2	19	3.8
TOTAL	11	1	66	6.0	9	16	.563	0	0	.000	5	11	.455	6	9	15	1.4	12	0	1	5	1	2	23	2.1



NATHAN WATKINS

10 Freshman, Guard
6'5" 190 lbs.
Brentwood, Tenn.
Ensworth School

SEASON HIGHS

Points:
FG Made:
FG Atts:
3FG Made:
3FG Atts:
FT Made:
FT Atts:
Rebounds: 1, vs. Alabama A&M (12/15/12)
Assists:
Turnovers: 2, vs. Alabama A&M (12/15/12)
Blocks:
Steals:
Minutes: 1, 2x, last vs. Alabama A&M (12/15/12)

CAREER HIGHS

Points:
FG Made:
FG Atts:
3FG Made:
3FG Atts:
FT Made:
FT Atts:
Rebounds: 1, vs. Alabama A&M (12/15/12)
Assists:
Turnovers: 2, vs. Alabama A&M (12/15/12)
Blocks:
Steals:
Minutes: 1, 2x, last vs. Alabama A&M (12/15/12)

MISCELLANEOUS

WATKINS NOTEBOOK

- ✪ Walk-on guard from Brentwood, Tenn., who played at Ensworth School in Nashville.
- ✪ Averaged 13 points and five rebounds in his senior season at Ensworth, where he was team captain.
- ✪ In his junior and senior years, he was a part of two state and regional championship teams, and his Ensworth squad claimed the 2012 Naples Daily News Tournament Championship.
- ✪ Individually, he was named to the TSSAA State All-Tournament team and the Tennessee Prep Hoops All-Region team in his senior season, while also being named a finalist for the Moss-Oliver Award, an award the Nashville City Civitan Club presents annually to a girl and boy basketball player from a Nashville high school who excels in athletics, academics, school activities and community involvement.
- ✪ Undecided on major at Vanderbilt.
- ✪ Advice to youngsters: "Never be satisfied with where you're at."

WATKINS GAME-BY-GAME (FRESHMAN)

Opponent	M	FG-A	3P-A	FT-A	Reb	PF	A	T	B	S	PTS
N10 Nicholls State	DNP										
N16 @Oregon	DNP										
N22 Davidson	DNP										
N23 Marist	DNP										
N25 UTEP	1	0-0	0-0	0-0	0	0	0	0	0	0	0
D1 Villanova	DNP										
D6 @Xavier	DNP										
D15 Alabama A&M	1	0-0	0-0	0-0	1	0	0	2	0	0	0
D17 Cornell	DNP										
D21 vs. MTSU	DNP										
D29 Butler	DNP										
J2 William & Mary	DNP										
J10 Kentucky	DNP										
J12 @Arkansas	DNP										
J15 Ole Miss	DNP										
J19 @South Carolina	DNP										
J23 Auburn	DNP										
J26 @Missouri	DNP										
J29 @Tennessee	DNP										
F2 Alabama	DNP										
F6 @LSU											
F9 Arkansas											
F13 Tennessee											
F16 Texas A&M											
F20 @Kentucky											
F23 @Mississippi St.											
F27 Georgia											
M2 @Auburn											
M6 @Florida											
M9 South Carolina											

Watkins' Overall Statistics at Vanderbilt

Year	GP	GS	Min	Avg	FG	FGA	Pct	3FG	3FGA	Pct	FT	FTA	Pct	Off	Def	Tot	Avg	PF	FO	Ast	TO	Blk	Stl	Pts	Avg
2012-13	2	0	2	1.0	0	0	.000	0	0	.000	0	0	.000	0	1	1	0.5	0	0	0	2	0	0	0	0.0
TOTAL	2	0	2	1.0	0	0	.000	0	0	.000	0	0	.000	0	1	1	0.5	0	0	0	2	0	0	0	0.0

Watkins' SEC Statistics at Vanderbilt

Year	GP	GS	Min	Avg	FG	FGA	Pct	3FG	3FGA	Pct	FT	FTA	Pct	Off	Def	Tot	Avg	PF	FO	Ast	TO	Blk	Stl	Pts	Avg
2012-13																									



2012-13 Vanderbilt Basketball
Vanderbilt Combined Team Statistics (as of Feb 04, 2013)
All games



RECORD:	OVERALL	HOME	AWAY	NEUTRAL
ALL GAMES	8-12	5-5	2-5	1-2
CONFERENCE	2-6	1-3	1-3	0-0
NON-CONFERENCE	6-6	4-2	1-2	1-2

#	Player	gp-gs	min	avg	Total		3-Point		F-Throw		Rebounds				pf	dq	a	to	blk	stl	pts	avg
					fg-fga	fg%	3fg-fga	3fg%	ft-fa	ft%	off	def	tot	avg								
02	JOHNSON, Kedren	20-20	653	32.7	103-237	.435	38-107	.355	53-79	.671	8	70	78	3.9	41	0	63	62	12	27	297	14.9
11	FULLER, Kyle	20-14	588	29.4	67-171	.392	22-72	.306	46-68	.676	3	52	55	2.8	24	0	40	37	2	15	202	10.1
00	ODOM, Rod	20-19	599	30.0	59-166	.355	28-85	.329	38-58	.655	31	51	82	4.1	41	2	15	34	12	11	184	9.2
15	BRIGHT, Kevin	20-16	575	28.8	45-104	.433	31-66	.470	10-18	.556	22	89	111	5.6	28	0	27	32	6	9	131	6.6
24	PARKER, Dai-Jon	12-6	302	25.2	21-59	.356	9-27	.333	16-25	.640	6	25	31	2.6	23	0	26	21	3	8	67	5.6
21	JETER, Sheldon	20-5	343	17.2	40-81	.494	15-35	.429	10-22	.455	15	52	67	3.4	34	0	8	15	10	14	105	5.3
40	HENDERSON, Josh	20-11	389	19.5	39-86	.453	0-0	.000	13-30	.433	25	34	59	3.0	44	0	20	32	13	14	91	4.6
34	MOATS, Shelby	19-8	371	19.5	24-63	.381	8-27	.296	9-24	.375	27	35	62	3.3	46	2	20	15	1	9	65	3.4
35	SIKAM, James	17-1	191	11.2	14-28	.500	0-0	.000	13-25	.520	19	18	37	2.2	28	0	5	15	5	6	41	2.4
20	ASTROTH, A.J.	5-0	31	6.2	2-7	.286	0-3	.000	0-0	.000	1	4	5	1.0	2	0	3	2	0	1	4	0.8
14	JOSEPHS, Carter	3-0	3	1.0	0-0	.000	0-0	.000	0-0	.000	0	0	0	0.0	0	0	0	0	0	0	0	0.0
05	GENDELMAN, Alex	2-0	2	1.0	0-1	.000	0-1	.000	0-0	.000	0	0	0	0.0	0	0	0	0	0	0	0	0.0
10	WATKINS, Nathan	2-0	2	1.0	0-0	.000	0-0	.000	0-0	.000	0	1	1	0.5	0	0	0	2	0	0	0	0.0
33	KEHRIS, Andris	1-0	1	1.0	0-0	.000	0-0	.000	0-0	.000	0	1	1	1.0	1	0	0	0	0	0	0	0.0
Team													29	24	53		3		7			
Total.....		20	4050		414-1003	.413	151-423	.357	208-349	.596	186	456	642	32.1	315	4	227	274	64	114	1187	59.3
Opponents.....		20	4050		434-1042	.417	117-371	.315	243-337	.721	202	474	676	33.8	340	-	216	257	65	128	1228	61.4

TEAM STATISTICS	VU	OPP	Date	Opponent	Score	Att.
SCORING	1187	1228	11/10/12	NICHOLLS STATE	w 80-65	7655
Points per game	59.3	61.4	11/16/12	at Oregon	L 48-74	9137
Scoring margin	-2.0	-	+ 11/22/12	vs Davidson	L 62-75	3423
FIELD GOALS-ATT	414-1003	434-1042	+ 11/23/12	vs MARIST	L 33-50	2927
Field goal pct	.413	.417	+ 11/25/12	vs UTEP	w 73-49	1080
3 POINT FG-ATT	151-423	117-371	12/01/12	VILLANOVA	L 52-62	9365
3-point FG pct	.357	.315	12/06/12	at Xavier	Wot 66-64	10011
3-pt FG made per game	7.6	5.9	12/15/12	ALABAMA A&M	w 71-46	9880
FREE THROWS-ATT	208-349	243-337	12/17/12	CORNELL	w 66-55	9716
Free throw pct	.596	.721	12/21/12	at Middle Tennessee	L 52-56	8307
F-Throws made per game	10.4	12.2	12/29/12	BUTLER	L 49-68	11990
REBOUNDS	642	676	01/02/13	WILLIAM & MARY	w 64-50	9965
Rebounds per game	32.1	33.8	* 01/10/13	KENTUCKY	L 58-60	14316
Rebounding margin	-1.7	-	* 01/12/13	at Arkansas	L 33-56	14315
ASSISTS	227	216	* 01/15/13	OLE MISS	Lot 79-89	8851
Assists per game	11.4	10.8	* 01/19/13	at South Carolina	w 58-51	11175
TURNOVERS	274	257	* 01/23/13	AUBURN	w 73-61	9961
Turnovers per game	13.7	12.9	* 1-26-13	at Missouri	L 59-81	15061
Turnover margin	-0.8	-	* 01/29/13	at Tennessee	L 57-58	16391
Assist/turnover ratio	0.8	0.8	* 02/02/13	ALABAMA	L 54-58	12345
STEALS	114	128				
Steals per game	5.7	6.4				
BLOCKS	64	65				
Blocks per game	3.2	3.3				
ATTENDANCE	104044	91827				
Home games-Avg/Game	10-10404	7-12057				
Neutral site-Avg/Game	-	3-2477				

+ = 2012 Old Spice Classic, Orlando, Fla., HP Fieldhouse
 * = Conference game

Score by Periods	1st	2nd	OT	Totals
Vanderbilt	527	647	13	1187
Opponents	568	639	21	1228



**2012-13 Vanderbilt Basketball
Vanderbilt Combined Team Statistics (as of Feb 02, 2013)
Conference games**



RECORD:	OVERALL	HOME	AWAY	NEUTRAL
ALL GAMES	2-6	1-3	1-3	0-0
CONFERENCE	2-6	1-3	1-3	0-0
NON-CONFERENCE	0-0	0-0	0-0	0-0

#	Player	gp-gs	min	avg	Total		3-Point		F-Throw		Rebounds				pf	dq	a	to	blk	stl	pts	avg
					fg-fga	fg%	3fg-fga	3fg%	ft-fa	ft%	off	def	tot	avg								
02	JOHNSON, Kedren	8-8	251	31.4	31-84	.369	11-38	.289	25-32	.781	2	29	31	3.9	14	0	31	24	6	8	98	12.3
00	ODOM, Rod	8-7	239	29.9	21-59	.356	11-32	.344	16-23	.696	15	17	32	4.0	14	1	5	13	3	2	69	8.6
11	FULLER, Kyle	8-2	182	22.8	17-50	.340	10-25	.400	15-21	.714	1	19	20	2.5	6	0	9	14	0	3	59	7.4
21	JETER, Sheldon	8-5	177	22.1	21-44	.477	7-19	.368	9-18	.500	8	29	37	4.6	14	0	4	6	4	6	58	7.3
24	PARKER, Dai-Jon	8-6	204	25.5	17-44	.386	7-19	.368	15-23	.652	4	17	21	2.6	19	0	22	18	0	4	56	7.0
15	BRIGHT, Kevin	8-4	218	27.3	18-44	.409	14-33	.424	2-3	.667	10	24	34	4.3	11	0	11	11	3	4	52	6.5
40	HENDERSON, Josh	8-3	137	17.1	16-34	.471	0-0	.000	3-10	.300	6	15	21	2.6	16	0	5	16	5	4	35	4.4
35	SIKAM, James	5-1	57	11.4	7-14	.500	0-0	.000	5-11	.455	5	8	13	2.6	9	0	1	5	1	2	19	3.8
34	MOATS, Shelby	7-4	140	20.0	10-19	.526	2-4	.500	1-6	.167	11	13	24	3.4	13	0	6	5	0	3	23	3.3
20	ASTROTH, A.J.	2-0	20	10.0	1-4	.250	0-2	.000	0-0	.000	1	3	4	2.0	2	0	2	2	0	1	2	1.0
Team											13	13	26		1		5					
Total.....		8	1625		159-396	.402	62-172	.360	91-147	.619	76	187	263	32.9	119	1	96	119	22	37	471	58.9
Opponents.....		8	1625		182-430	.423	46-145	.317	104-139	.748	80	189	269	33.6	140	-	83	97	36	64	514	64.2

TEAM STATISTICS	VU	OPP	Date	Opponent	Score	Att.
SCORING	471	514	* 01/10/13	KENTUCKY	L 58-60	14316
Points per game	58.9	64.2	* 01/12/13	at Arkansas	L 33-56	14315
Scoring margin	-5.4	-	* 01/15/13	OLE MISS	Lot 79-89	8851
FIELD GOALS-ATT	159-396	182-430	* 01/19/13	at South Carolina	w 58-51	11175
Field goal pct	.402	.423	* 01/23/13	AUBURN	w 73-61	9961
3 POINT FG-ATT	62-172	46-145	* 1-26-13	at Missouri	L 59-81	15061
3-point FG pct	.360	.317	* 01/29/13	at Tennessee	L 57-58	16391
3-pt FG made per game	7.8	5.8	* 02/02/13	ALABAMA	L 54-58	12345
FREE THROWS-ATT	91-147	104-139				
Free throw pct	.619	.748				
F-Throws made per game	11.4	13.0				
REBOUNDS	263	269				
Rebounds per game	32.9	33.6				
Rebounding margin	-0.7	-				
ASSISTS	96	83				
Assists per game	12.0	10.4				
TURNOVERS	119	97				
Turnovers per game	14.9	12.1				
Turnover margin	-2.7	-				
Assist/turnover ratio	0.8	0.9				
STEALS	37	64				
Steals per game	4.6	8.0				
BLOCKS	22	36				
Blocks per game	2.8	4.5				
ATTENDANCE	45473	56942				
Home games-Avg/Game	4-11368	4-14236				
Neutral site-Avg/Game	-	0-0				

+ = 2012 Old Spice Classic, Orlando, Fla., HP Fieldhouse
* = Conference game

Score by Periods	1st	2nd	OT	Totals
Vanderbilt	208	262	1	471
Opponents	241	262	11	514



2012-13 Vanderbilt Basketball
 Vanderbilt Team Game-by-Game (as of Feb 04, 2013)
 All games



TEAM STATISTICS

Opponent	Date	Score		Total		3-Pointers		Free throws		Rebounds				pf	a	t/o	blk	stl	pts	avg
				fg-fga	pct	3fg-fga	pct	ft-fga	pct	off	def	tot	avg							
NICHOLLS STATE	11/10/12	80-65	W	28-57	.491	12-26	.462	12-18	.667	8	27	35	35.0	14	17	10	2	4	80	80.0
at Oregon	11/16/12	48-74	L	16-47	.340	4-21	.190	12-20	.600	8	21	29	32.0	19	9	18	0	4	48	64.0
vs Davidson	11/22/12	62-75	L	25-56	.446	6-18	.333	6-8	.750	9	20	29	31.0	15	6	12	3	1	62	63.3
vs MARIST	11/23/12	33-50	L	14-61	.230	2-20	.100	3-6	.500	16	27	43	34.0	15	4	13	3	9	33	55.8
vs UTEP	11/25/12	73-49	W	25-49	.510	9-19	.474	14-19	.737	7	18	25	32.2	18	10	12	1	15	73	59.2
VILLANOVA	12/01/12	52-62	L	17-46	.370	9-26	.346	9-14	.643	4	24	28	31.5	18	12	13	2	5	52	58.0
at Xavier	12/06/12	66-64	Wot	22-49	.449	9-27	.333	13-25	.520	11	20	31	31.4	19	11	13	5	8	66	59.1
ALABAMA A&M	12/15/12	71-46	W	26-51	.510	10-21	.476	9-19	.474	14	23	37	32.1	17	17	10	3	7	71	60.6
CORNELL	12/17/12	66-55	W	23-45	.511	10-20	.500	10-19	.526	5	32	37	32.7	16	16	15	8	4	66	61.2
at Middle Tennessee	12/21/12	52-56	L	18-42	.429	3-12	.250	13-19	.684	7	18	25	31.9	17	8	18	2	10	52	60.3
BUTLER	12/29/12	49-68	L	17-51	.333	7-17	.412	8-19	.421	9	18	27	31.5	16	7	9	3	3	49	59.3
WILLIAM & MARY	01/02/13	64-50	W	24-53	.453	8-24	.333	8-16	.500	12	21	33	31.6	12	14	12	10	7	64	59.7
KENTUCKY	01/10/13	58-60	L	23-70	.329	8-30	.267	4-8	.500	20	22	42	32.4	14	9	13	2	7	58	59.5
at Arkansas	01/12/13	33-56	L	10-40	.250	2-15	.133	11-17	.647	9	20	29	32.1	12	7	26	2	6	33	57.6
OLE MISS	01/15/13	79-89	Lot	26-58	.448	17-40	.425	10-23	.435	11	24	35	32.3	19	20	12	1	5	79	59.1
at South Carolina	01/19/13	58-51	W	16-37	.432	6-13	.462	20-33	.606	6	34	40	32.8	21	15	18	2	1	58	59.0
AUBURN	01/23/13	73-61	W	20-49	.408	9-24	.375	24-30	.800	11	26	37	33.1	14	14	13	2	4	73	59.8
at Missouri	1-26-13	59-81	L	24-54	.444	8-24	.333	3-10	.300	5	13	18	32.2	11	13	10	2	7	59	59.8
at Tennessee	01/29/13	57-58	L	21-49	.429	4-11	.364	11-14	.786	8	23	31	32.2	16	8	10	3	4	57	59.6
ALABAMA	02/02/13	54-58	L	19-39	.487	8-15	.533	8-12	.667	6	25	31	32.1	12	10	17	8	3	54	59.3
Vanderbilt		1187		414-1003	.413	151-423	.357	208-349	.596	186	456	642	32.1	315	227	274	64	114	1187	59.3
Opponents		1228		434-1042	.417	117-371	.315	243-337	.721	202	474	676	33.8	340	216	257	65	128	1228	61.4

Games played: 20
 Points/game: 59.3
 FG Pct: 41.3
 3FG Pct: 35.7
 FT Pct: 59.6

Rebounds/game: 32.1
 Assists/game: 11.4
 Turnovers/game: 13.7
 Assist/turnover ratio: 0.8
 Steals/game: 5.7
 Blocks/game: 3.2



2012-13 Vanderbilt Basketball
 Vanderbilt Opponent Game-by-Game (as of Feb 04, 2013)
 All games



OPPONENT STATISTICS

Opponent	Date	Score		Total		3-Pointers		Free throws		Rebounds				pf	a	t/o	blk	stl	pts	avg
				fg-fga	pct	3fg-fga	pct	ft-fta	pct	off	def	tot	avg							
NICHOLLS STATE	11/10/12	80-65	W	25-58	.431	7-21	.333	8-11	.727	7	23	30	30.0	18	11	12	3	2	65	65.0
at Oregon	11/16/12	48-74	L	25-55	.455	6-22	.273	18-22	.818	8	27	35	32.5	23	16	13	2	9	74	69.5
vs Davidson	11/22/12	62-75	L	29-58	.500	9-21	.429	8-10	.800	10	22	32	32.3	11	14	9	2	4	75	71.3
vs MARIST	11/23/12	33-50	L	18-49	.367	9-23	.391	5-13	.385	10	33	43	35.0	10	9	14	3	6	50	66.0
vs UTEP	11/25/12	73-49	W	17-39	.436	4-13	.308	11-15	.733	5	19	24	32.8	15	11	20	3	2	49	62.6
VILLANOVA	12/01/12	52-62	L	19-46	.413	6-15	.400	18-25	.720	8	26	34	33.0	15	9	13	3	6	62	62.5
at Xavier	12/06/12	66-64	Wot	25-55	.455	5-20	.250	9-17	.529	13	20	33	33.0	22	14	11	0	7	64	62.7
ALABAMA A&M	12/15/12	71-46	W	15-46	.326	4-17	.235	12-17	.706	11	18	29	32.5	15	7	13	0	4	46	60.6
CORNELL	12/17/12	66-55	W	18-60	.300	5-28	.179	14-19	.737	13	23	36	32.9	17	9	9	5	4	55	60.0
at Middle Tennessee	12/21/12	52-56	L	21-48	.438	3-8	.375	11-16	.688	14	20	34	33.0	22	10	20	3	10	56	59.6
BUTLER	12/29/12	49-68	L	24-51	.471	8-20	.400	12-17	.706	11	31	42	33.8	18	13	12	2	5	68	60.4
WILLIAM & MARY	01/02/13	64-50	W	16-47	.340	5-18	.278	13-16	.813	12	23	35	33.9	14	10	14	3	5	50	59.5
KENTUCKY	01/10/13	58-60	L	24-53	.453	3-17	.176	9-15	.600	9	28	37	34.2	15	12	16	8	7	60	59.5
at Arkansas	01/12/13	33-56	L	22-52	.423	3-18	.167	9-10	.900	8	24	32	34.0	16	9	16	5	14	56	59.3
OLE MISS	01/15/13	79-89	Lot	32-62	.516	6-18	.333	19-27	.704	12	26	38	34.3	16	9	10	4	6	89	61.3
at South Carolina	01/19/13	58-51	W	14-59	.237	4-21	.190	19-25	.760	12	21	33	34.2	24	7	7	2	9	51	60.6
AUBURN	01/23/13	73-61	W	22-53	.415	9-24	.375	8-9	.889	6	23	29	33.9	26	13	15	4	7	61	60.6
at Missouri	1-26-13	59-81	L	28-51	.549	11-21	.524	14-16	.875	11	29	40	34.2	16	15	14	3	6	81	61.8
at Tennessee	01/29/13	57-58	L	21-50	.420	3-10	.300	13-19	.684	12	21	33	34.2	12	10	10	7	3	58	61.6
ALABAMA	02/02/13	54-58	L	19-50	.380	7-16	.438	13-18	.722	10	17	27	33.8	15	8	9	3	12	58	61.4
Opponents		1228		434-1042	.417	117-371	.315	243-337	.721	202	474	676	33.8	340	216	257	65	128	1228	61.4
Vanderbilt		1187		414-1003	.413	151-423	.357	208-349	.596	186	456	642	32.1	315	227	274	64	114	1187	59.3

Games played: 20
 Points/game: 61.4
 FG Pct: 41.7
 3FG Pct: 31.5
 FT Pct: 72.1

Rebounds/game: 33.8
 Assists/game: 10.8
 Turnovers/game: 12.9
 Assist/turnover ratio: 0.8
 Steals/game: 6.4
 Blocks/game: 3.3



2012-13 Vanderbilt Basketball
 Vanderbilt Points-Rebounds-Assists (as of Feb 04, 2013)
 All games



Opponent	Date	Score		00	02	05	10	11	14	15
				ODOM,ROD	JOHNSON,KE	GENDELMAN,	WATKINS,NA	FULLER,KYL	JOSEPHS,CA	BRIGHT,KEV
NICHOLLS STATE	11/10/12	80-65	w	7-7-1	25-6-6	DNP	DNP	15-3-6	DNP	15-8-1
at Oregon	11/16/12	48-74	L	9-3-1	14-4-3	DNP	DNP	17-1-1	0-0-0	5-8-1
vs Davidson	11/22/12	62-75	L	6-4-1	28-3-1	DNP	DNP	14-6-1	DNP	0-4-2
vs MARIST	11/23/12	33-50	L	5-4-0	4-8-3	DNP	DNP	4-0-1	DNP	3-8-0
vs UTEP	11/25/12	73-49	w	16-7-0	17-2-0	0-0-0	0-0-0	14-2-5	0-0-0	6-3-1
VILLANOVA	12/01/12	52-62	L	14-2-1	12-5-4	DNP	DNP	4-3-2	DNP	12-12-4
at Xavier	12/06/12	66-64	w	7-2-0	19-4-3	DNP	DNP	25-4-5	DNP	11-10-0
ALABAMA A&M	12/15/12	71-46	w	17-2-2	19-4-3	0-0-0	0-1-0	7-2-3	0-0-0	5-8-3
CORNELL	12/17/12	66-55	w	13-7-2	15-4-1	DNP	DNP	17-6-3	DNP	8-5-3
at Middle Tennessee	12/21/12	52-56	L	5-2-0	25-2-2	DNP	DNP	8-2-0	DNP	4-6-0
BUTLER	12/29/12	49-68	L	4-5-0	9-2-4	DNP	DNP	10-2-0	DNP	3-2-0
WILLIAM & MARY	01/02/13	64-50	w	12-5-2	12-3-2	DNP	DNP	8-4-4	DNP	7-3-1
KENTUCKY	01/10/13	58-60	L	12-4-0	18-2-6	DNP	DNP	7-3-0	DNP	0-7-0
at Arkansas	01/12/13	33-56	L	5-4-0	3-2-2	DNP	DNP	4-0-1	DNP	4-2-0
OLE MISS	01/15/13	79-89	L	9-4-1	19-2-8	DNP	DNP	3-2-0	DNP	12-4-1
at South Carolina	01/19/13	58-51	w	8-4-1	3-8-4	DNP	DNP	12-5-2	DNP	8-7-3
AUBURN	01/23/13	73-61	w	8-6-0	15-7-4	DNP	DNP	14-5-3	DNP	12-3-1
at Missouri	1-26-13	59-81	L	17-3-2	11-2-3	DNP	DNP	0-0-1	DNP	8-2-2
at Tennessee	01/29/13	57-58	L	2-1-1	14-1-1	DNP	DNP	6-4-2	DNP	3-6-1
ALABAMA	02/02/13	54-58	L	8-6-0	15-7-3	DNP	DNP	13-1-0	DNP	5-3-3

Opponent	Date	Score		20	21	24	33	34	35	40
				ASTROTH,AJ	JETER,SHEL	PARKER,DAI	KEHRIS,AND	MOATS,SHEL	SIAKAM,JAM	HENDERSON,
NICHOLLS STATE	11/10/12	80-65	w	DNP	3-3-1	DNP	DNP	8-2-1	4-1-1	3-2-0
at Oregon	11/16/12	48-74	L	0-0-0	0-5-0	DNP	DNP	0-2-1	0-0-0	3-5-2
vs Davidson	11/22/12	62-75	L	DNP	6-4-0	DNP	DNP	0-2-1	4-0-0	4-3-0
vs MARIST	11/23/12	33-50	L	DNP	3-2-0	DNP	DNP	2-7-0	8-8-0	4-4-0
vs UTEP	11/25/12	73-49	w	DNP	5-1-1	DNP	DNP	8-5-3	2-4-0	5-1-0
VILLANOVA	12/01/12	52-62	L	DNP	3-0-0	DNP	DNP	6-1-1	0-1-0	1-3-0
at Xavier	12/06/12	66-64	w	DNP	0-1-0	DNP	DNP	3-5-1	1-2-0	0-1-2
ALABAMA A&M	12/15/12	71-46	w	2-1-1	5-6-1	DNP	0-1-0	0-4-1	3-2-1	13-4-2
CORNELL	12/17/12	66-55	w	DNP	0-1-0	2-3-1	DNP	0-1-3	0-2-1	11-5-2
at Middle Tennessee	12/21/12	52-56	L	DNP	3-2-0	0-2-1	DNP	5-2-2	0-1-1	2-2-2
BUTLER	12/29/12	49-68	L	0-0-0	5-3-1	5-2-0	DNP	8-5-0	0-2-0	5-1-2
WILLIAM & MARY	01/02/13	64-50	w	DNP	14-2-0	4-3-2	DNP	2-2-0	0-1-0	5-7-3
KENTUCKY	01/10/13	58-60	L	DNP	4-5-0	8-4-1	DNP	9-10-1	DNP	0-2-1
at Arkansas	01/12/13	33-56	L	0-4-1	8-4-0	0-1-2	DNP	3-1-0	4-7-0	2-3-1
OLE MISS	01/15/13	79-89	L	DNP	13-4-2	16-6-4	DNP	2-8-4	0-0-0	5-2-0
at South Carolina	01/19/13	58-51	w	DNP	8-6-1	11-5-3	DNP	3-0-1	DNP	5-3-0
AUBURN	01/23/13	73-61	w	DNP	10-3-1	6-2-4	DNP	4-3-0	DNP	4-4-1
at Missouri	1-26-13	59-81	L	2-0-1	4-3-0	8-2-3	DNP	2-1-0	7-4-1	0-0-0
at Tennessee	01/29/13	57-58	L	DNP	8-7-0	7-1-2	DNP	0-1-0	4-2-0	13-3-1
ALABAMA	02/02/13	54-58	L	DNP	3-5-0	0-0-3	DNP	DNP	4-0-0	6-4-1



2012-13 Vanderbilt Basketball
 Vanderbilt Game-by-Game Highs (as of Feb 04, 2013)
 All games



Opponent	Date	Score	Points	Rebounds	Assists	Steals	Blocked shots
NICHOLLS STATE	11/10/12	80-65	25-JOHNSON, Kedre	8-BRIGHT, Kevin	6-FULLER, Kyle JOHNSON, Kedren	2-JETER, Sheldon	1-JOHNSON, Kedren ODOM, Rod
at Oregon	11/16/12	48-74	17-FULLER, Kyle	8-BRIGHT, Kevin	3-JOHNSON, Kedren	1-BRIGHT, Kevin ODOM, Rod JETER, Sheldon HENDERSON, Josh	None
vs Davidson	11/22/12	62-75	28-JOHNSON, Kedre	6-FULLER, Kyle	2-BRIGHT, Kevin	1-JOHNSON, Kedren	1-JETER, Sheldon HENDERSON, Josh ODOM, Rod
vs MARIST	11/23/12	33-50	8-SIAKAM, James	8-SIAKAM, James BRIGHT, Kevin JOHNSON, Kedren	3-JOHNSON, Kedren	2-JOHNSON, Kedren SIAKAM, James	1-SIAKAM, James HENDERSON, Josh ODOM, Rod
vs UTEP	11/25/12	73-49	17-JOHNSON, Kedre	7-ODOM, Rod	5-FULLER, Kyle	4-JOHNSON, Kedren	1-ODOM, Rod
VILLANOVA	12/01/12	52-62	14-ODOM, Rod	12-BRIGHT, Kevin	4-JOHNSON, Kedren BRIGHT, Kevin	2-JOHNSON, Kedren	2-JOHNSON, Kedren
at Xavier	12/06/12	66-64	25-FULLER, Kyle	10-BRIGHT, Kevin	5-FULLER, Kyle	4-JOHNSON, Kedren	2-JOHNSON, Kedren
ALABAMA A&M	12/15/12	71-46	19-JOHNSON, Kedre	8-BRIGHT, Kevin	3-FULLER, Kyle BRIGHT, Kevin JOHNSON, Kedren	2-JOHNSON, Kedren ODOM, Rod HENDERSON, Josh	1-MOATS, Shelby JETER, Sheldon ODOM, Rod
CORNELL	12/17/12	66-55	17-FULLER, Kyle	7-ODOM, Rod	3-BRIGHT, Kevin MOATS, Shelby FULLER, Kyle	1-SIAKAM, James FULLER, Kyle JOHNSON, Kedren	2-HENDERSON, Jos JETER, Sheldon
at Middle Tennessee	12/21/12	52-56	25-JOHNSON, Kedre	6-BRIGHT, Kevin	2-MOATS, Shelby HENDERSON, Josh JOHNSON, Kedren	3-FULLER, Kyle	2-SIAKAM, James
BUTLER	12/29/12	49-68	10-FULLER, Kyle	5-ODOM, Rod MOATS, Shelby	4-JOHNSON, Kedren	1-HENDERSON, Jos JETER, Sheldon FULLER, Kyle	2-ODOM, Rod
WILLIAM & MARY	01/02/13	64-50	14-JETER, Sheldon	7-HENDERSON, Jos	4-FULLER, Kyle	2-HENDERSON, Jos PARKER, Dai-Jon	3-PARKER, Dai-Jon
KENTUCKY	01/10/13	58-60	18-JOHNSON, Kedre	10-MOATS, Shelby	6-JOHNSON, Kedren	4-JOHNSON, Kedren	1-HENDERSON, Jos JETER, Sheldon
at Arkansas	01/12/13	33-56	8-JETER, Sheldon	7-SIAKAM, James	2-PARKER, Dai-Jon JOHNSON, Kedren	2-MOATS, Shelby FULLER, Kyle	1-HENDERSON, Jos JETER, Sheldon
OLE MISS	01/15/13	79-89	19-JOHNSON, Kedre	8-MOATS, Shelby	8-JOHNSON, Kedren	1-JOHNSON, Kedren JETER, Sheldon PARKER, Dai-Jon BRIGHT, Kevin MOATS, Shelby	1-ODOM, Rod
at South Carolina	01/19/13	58-51	12-FULLER, Kyle	8-JOHNSON, Kedren	4-JOHNSON, Kedren	1-HENDERSON, Jos	1-JOHNSON, Kedren HENDERSON, Josh
AUBURN	01/23/13	73-61	15-JOHNSON, Kedre	7-JOHNSON, Kedren	4-JOHNSON, Kedren PARKER, Dai-Jon	1-JOHNSON, Kedren JETER, Sheldon HENDERSON, Josh BRIGHT, Kevin	1-JOHNSON, Kedren BRIGHT, Kevin
at Missouri	1-26-13	59-81	17-ODOM, Rod	4-SIAKAM, James	3-JOHNSON, Kedren PARKER, Dai-Jon	3-JETER, Sheldon	1-ODOM, Rod SIAKAM, James
at Tennessee	01/29/13	57-58	14-JOHNSON, Kedre	7-JETER, Sheldon	2-FULLER, Kyle PARKER, Dai-Jon	2-BRIGHT, Kevin	1-BRIGHT, Kevin JETER, Sheldon ODOM, Rod
ALABAMA	02/02/13	54-58	15-JOHNSON, Kedre	7-JOHNSON, Kedren	3-JOHNSON, Kedren PARKER, Dai-Jon	2-JOHNSON, Kedren	4-JOHNSON, Kedren



2012-13 Vanderbilt Basketball
Vanderbilt Team High/Low Analysis (as of Feb 04, 2013)
All games



Vanderbilt - TEAM GAME HIGHS

POINTS	80		NICHOLLS STATE (11/10/12)
	79		OLE MISS (01/15/13)
	73		AUBURN (01/23/13)
	73		vs UTEP (11/25/12)
	71		ALABAMA A&M (12/15/12)
FIELD GOALS MADE	28		NICHOLLS STATE (11/10/12)
	26		OLE MISS (01/15/13)
	26		ALABAMA A&M (12/15/12)
FIELD GOAL ATTEMPTS	70		KENTUCKY (01/10/13)
	61		vs MARIST (11/23/12)
FIELD GOAL PERCENTAGE	.511	(23-45)	CORNELL (12/17/12)
	.510	(25-49)	vs UTEP (11/25/12)
3 PT FIELD GOALS MADE	17		OLE MISS (01/15/13)
	12		NICHOLLS STATE (11/10/12)
3 PT FG ATTEMPTS	40		OLE MISS (01/15/13)
	30		KENTUCKY (01/10/13)
3 PT FG PERCENTAGE	.533	(8-15)	ALABAMA (02/02/13)
	.500	(10-20)	CORNELL (12/17/12)
FREE THROWS MADE	24		AUBURN (01/23/13)
	20		at South Carolina (01/19/13)
FREE THROW ATTEMPTS	33		at South Carolina (01/19/13)
	30		AUBURN (01/23/13)
FREE THROW PERCENTAGE	.800	(24-30)	AUBURN (01/23/13)
	.786	(11-14)	at Tennessee (01/29/13)
REBOUNDS	43		vs MARIST (11/23/12)
	42		KENTUCKY (01/10/13)
ASSISTS	20		OLE MISS (01/15/13)
	17		ALABAMA A&M (12/15/12)
	17		NICHOLLS STATE (11/10/12)
STEALS	15		vs UTEP (11/25/12)
	10		at Middle Tennessee (12/21/12)
BLOCKED SHOTS	10		WILLIAM & MARY (01/02/13)
	8		ALABAMA (02/02/13)
	8		CORNELL (12/17/12)
TURNOVERS	26		at Arkansas (01/12/13)
	18		at South Carolina (01/19/13)
	18		at Middle Tennessee (12/21/12)
	18		at Oregon (11/16/12)
FOULS	21		at South Carolina (01/19/13)
	19		OLE MISS (01/15/13)
	19		at Xavier (12/06/12)
	19		at Oregon (11/16/12)



2012-13 Vanderbilt Basketball
Vanderbilt High/Low Analysis (as of Feb 04, 2013)
All games



Opponent - GAME HIGHS

POINTS	89		OLE MISS (01/15/13)
	81		at Missouri (1-26-13)
	75		vs Davidson (11/22/12)
	74		at Oregon (11/16/12)
	68		BUTLER (12/29/12)
FIELD GOALS MADE	32		OLE MISS (01/15/13)
	29		vs Davidson (11/22/12)
FIELD GOAL ATTEMPTS	62		OLE MISS (01/15/13)
	60		CORNELL (12/17/12)
FIELD GOAL PERCENTAGE	.549	(28-51)	at Missouri (1-26-13)
	.516	(32-62)	OLE MISS (01/15/13)
3 PT FIELD GOALS MADE	11		at Missouri (1-26-13)
	9		AUBURN (01/23/13)
	9		vs MARIST (11/23/12)
	9		vs Davidson (11/22/12)
3 PT FG ATTEMPTS	28		CORNELL (12/17/12)
	24		AUBURN (01/23/13)
3 PT FG PERCENTAGE	.524	(11-21)	at Missouri (1-26-13)
	.438	(7-16)	ALABAMA (02/02/13)
FREE THROWS MADE	19		at South Carolina (01/19/13)
	19		OLE MISS (01/15/13)
FREE THROW ATTEMPTS	27		OLE MISS (01/15/13)
	25		at South Carolina (01/19/13)
	25		VILLANOVA (12/01/12)
FREE THROW PERCENTAGE	.900	(9-10)	at Arkansas (01/12/13)
	.889	(8-9)	AUBURN (01/23/13)
REBOUNDS	43		vs MARIST (11/23/12)
	42		BUTLER (12/29/12)
ASSISTS	16		at Oregon (11/16/12)
	15		at Missouri (1-26-13)
STEALS	14		at Arkansas (01/12/13)
	12		ALABAMA (02/02/13)
BLOCKED SHOTS	8		KENTUCKY (01/10/13)
	7		at Tennessee (01/29/13)
TURNOVERS	20		at Middle Tennessee (12/21/12)
	20		vs UTEP (11/25/12)
FOULS	26		AUBURN (01/23/13)
	24		at South Carolina (01/19/13)



2012-13 Vanderbilt Basketball
 Vanderbilt High/Low Analysis (as of Feb 04, 2013)
 All games



Vanderbilt - GAME LOWS

POINTS	33		vs MARIST (11/23/12)
	33		at Arkansas (01/12/13)
	48		at Oregon (11/16/12)
	49		BUTLER (12/29/12)
	52		VILLANOVA (12/01/12)
	52		at Middle Tennessee (12/21/12)
FIELD GOALS MADE	10		at Arkansas (01/12/13)
	14		vs MARIST (11/23/12)
FIELD GOAL ATTEMPTS	37		at South Carolina (01/19/13)
	39		ALABAMA (02/02/13)
FIELD GOAL PERCENTAGE	.230	(14-61)	vs MARIST (11/23/12)
	.250	(10-40)	at Arkansas (01/12/13)
3 PT FIELD GOALS MADE	2		vs MARIST (11/23/12)
	2		at Arkansas (01/12/13)
3 PT FG ATTEMPTS	11		at Tennessee (01/29/13)
	12		at Middle Tennessee (12/21/12)
3 PT FG PERCENTAGE	.100	(2-20)	vs MARIST (11/23/12)
	.133	(2-15)	at Arkansas (01/12/13)
FREE THROWS MADE	3		vs MARIST (11/23/12)
	3		at Missouri (1-26-13)
FREE THROW ATTEMPTS	6		vs MARIST (11/23/12)
	8		vs Davidson (11/22/12)
	8		KENTUCKY (01/10/13)
FREE THROW PERCENTAGE	.300	(3-10)	at Missouri (1-26-13)
	.421	(8-19)	BUTLER (12/29/12)
REBOUNDS	18		at Missouri (1-26-13)
	25		vs UTEP (11/25/12)
	25		at Middle Tennessee (12/21/12)
ASSISTS	4		vs MARIST (11/23/12)
	6		vs Davidson (11/22/12)
STEALS	1		vs Davidson (11/22/12)
	1		at South Carolina (01/19/13)
BLOCKED SHOTS	0		at Oregon (11/16/12)
	1		vs UTEP (11/25/12)
	1		OLE MISS (01/15/13)
TURNOVERS	9		BUTLER (12/29/12)
	10		NICHOLLS STATE (11/10/12)
	10		ALABAMA A&M (12/15/12)
	10		at Missouri (1-26-13)
	10		at Tennessee (01/29/13)
FOULS	11		at Missouri (1-26-13)
	12		WILLIAM & MARY (01/02/13)
	12		at Arkansas (01/12/13)
	12		ALABAMA (02/02/13)



2012-13 Vanderbilt Basketball
 Vanderbilt High/Low Analysis (as of Feb 04, 2013)
 All games



Opponent - GAME LOWS

POINTS	46		ALABAMA A&M (12/15/12)
	49		vs UTEP (11/25/12)
	50		vs MARIST (11/23/12)
	50		WILLIAM & MARY (01/02/13)
	51		at South Carolina (01/19/13)
FIELD GOALS MADE	14		at South Carolina (01/19/13)
	15		ALABAMA A&M (12/15/12)
FIELD GOAL ATTEMPTS	39		vs UTEP (11/25/12)
	46		VILLANOVA (12/01/12)
	46		ALABAMA A&M (12/15/12)
FIELD GOAL PERCENTAGE	.237	(14-59)	at South Carolina (01/19/13)
	.300	(18-60)	CORNELL (12/17/12)
3 PT FIELD GOALS MADE	3		at Middle Tennessee (12/21/12)
	3		KENTUCKY (01/10/13)
	3		at Arkansas (01/12/13)
	3		at Tennessee (01/29/13)
3 PT FG ATTEMPTS	8		at Middle Tennessee (12/21/12)
	10		at Tennessee (01/29/13)
3 PT FG PERCENTAGE	.167	(3-18)	at Arkansas (01/12/13)
	.176	(3-17)	KENTUCKY (01/10/13)
FREE THROWS MADE	5		vs MARIST (11/23/12)
	8		NICHOLLS STATE (11/10/12)
	8		vs Davidson (11/22/12)
	8		AUBURN (01/23/13)
FREE THROW ATTEMPTS	9		AUBURN (01/23/13)
	10		vs Davidson (11/22/12)
	10		at Arkansas (01/12/13)
FREE THROW PERCENTAGE	.385	(5-13)	vs MARIST (11/23/12)
	.529	(9-17)	at Xavier (12/06/12)
REBOUNDS	24		vs UTEP (11/25/12)
	27		ALABAMA (02/02/13)
ASSISTS	7		ALABAMA A&M (12/15/12)
	7		at South Carolina (01/19/13)
STEALS	2		NICHOLLS STATE (11/10/12)
	2		vs UTEP (11/25/12)
BLOCKED SHOTS	0		at Xavier (12/06/12)
	0		ALABAMA A&M (12/15/12)
TURNOVERS	7		at South Carolina (01/19/13)
	9		vs Davidson (11/22/12)
	9		CORNELL (12/17/12)
	9		ALABAMA (02/02/13)
FOULS	10		vs MARIST (11/23/12)
	11		vs Davidson (11/22/12)